



 Cite this: *Chem. Commun.*, 2025, 61, 6340

 Received 26th January 2025,
 Accepted 20th March 2025

DOI: 10.1039/d5cc00491h

rsc.li/chemcomm

Photocatalytic hydroalkylation of 3-methyleneisoindolin-1-ones with unactivated alkyl iodides†

 Abhishek Kumar, Shrutheka G. S. and Veera Reddy Yatham *

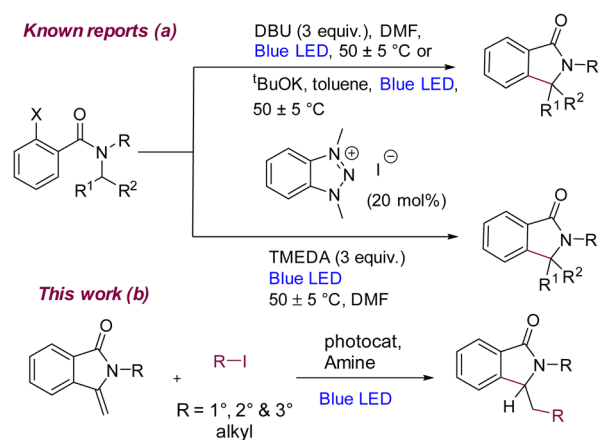
We report herein a simple method for hydroalkylation of 3-methyleneisoindolin-1-ones with unactivated iodoalkanes using visible light photocatalysis and a halogen atom transfer (XAT) process. This operationally simple method exhibits broad substrate scope and allows late-stage modifications of iodoalkanes derived from either active pharmaceutical ingredients or natural products, producing a range of structurally diverse and valuable corresponding hydroalkylation products in decent yields. The generation of alkyl radicals and carbanion intermediates was directly proven in the catalytic cycle through radical trapping/radical clock and isotope labeling studies, respectively.

Haloalkanes are ubiquitous, found in many synthetic intermediates and natural products and commonly employed as coupling partners in transition metal catalysis forging carbon-carbon and carbon-heteroatom bonds.¹ Also, the utilization of haloalkanes as alkyl radical intermediates to achieve valuable and structurally diverse complex molecules is of great importance in synthetic organic chemistry.² Based on the mechanism, alkyl radicals can be generated from haloalkanes by two major processes: (i) reduction through the single-electron transfer (SET) process; (ii) homolytic cleavage of a C-X bond through a halogen-atom transfer (XAT) process. Transition metal catalysis and photoredox catalysis are reliable systems for single electron reduction of haloalkanes to alkyl radicals.³ Also, significant efforts have been made towards the XAT-process of haloalkanes using tin, silicon, and trialkylborane-O₂-based reagents.⁴ However, considering certain disadvantages associated with early methods recently, the Doyle and Leonori groups developed an efficient strategy for the XAT-process under visible light photocatalysis. Under mild reaction conditions, simple trialkyl amines are converted to nucleophilic α -aminoalkyl radicals, which can generate alkyl radicals through homolytic cleavage of alkyl C-X

bonds.⁵ Furthermore, a few groups have also reported employing amine-boranes and boryl radicals as XAT-reagents that can generate alkyl radicals from haloalkanes.⁶

Isoindolinone is an important heterocyclic compound, found in many natural products and medicinally relevant molecules.⁷ Specifically, the 3-substituted-isoindolin-1-ones are some of the most privileged scaffolds, received well in the field of pharmaceutical and material chemistry.⁸ Due to their potential applications, various protocols for their synthesis have been reported using organometallic reagents, metal catalysis, or metal-free conditions.⁹ Notably, very recently, a few groups independently reported photoinduced reductive 1,5-HAT intramolecular cyclization of aryl halides, which leads to 3-substituted-isoindolin-1-one derivatives (Scheme 1a).¹⁰ All the reported methods use either metals, organometallic reagents, or pre-functionalized substrates. In the present work, we report a metal-free redox-neutral α -amino alkyl radical-mediated hydroalkylation of 3-methylene-isoindolin-1-ones (Scheme 1b).

The initial investigation started with 3-methylene-2-phenylisoindolin-1-one **1a** and iodocyclohexane **2a** as an alkylating reagent



Scheme 1 Known strategies for photoinduced reductive 1,5-HAT intramolecular cyclization of aryl halides (a); photocatalytic hydroalkylation of 3-methyleneisoindolin-1-one with unactivated alkyl iodides (b).

School of Chemistry, Indian Institute of Science Education and Research, Thiruvananthapuram 695551, India. E-mail: reddy@iiservm.ac.in

† Electronic supplementary information (ESI) available: Experimental details and compound data. See DOI: <https://doi.org/10.1039/d5cc00491h>



Communication

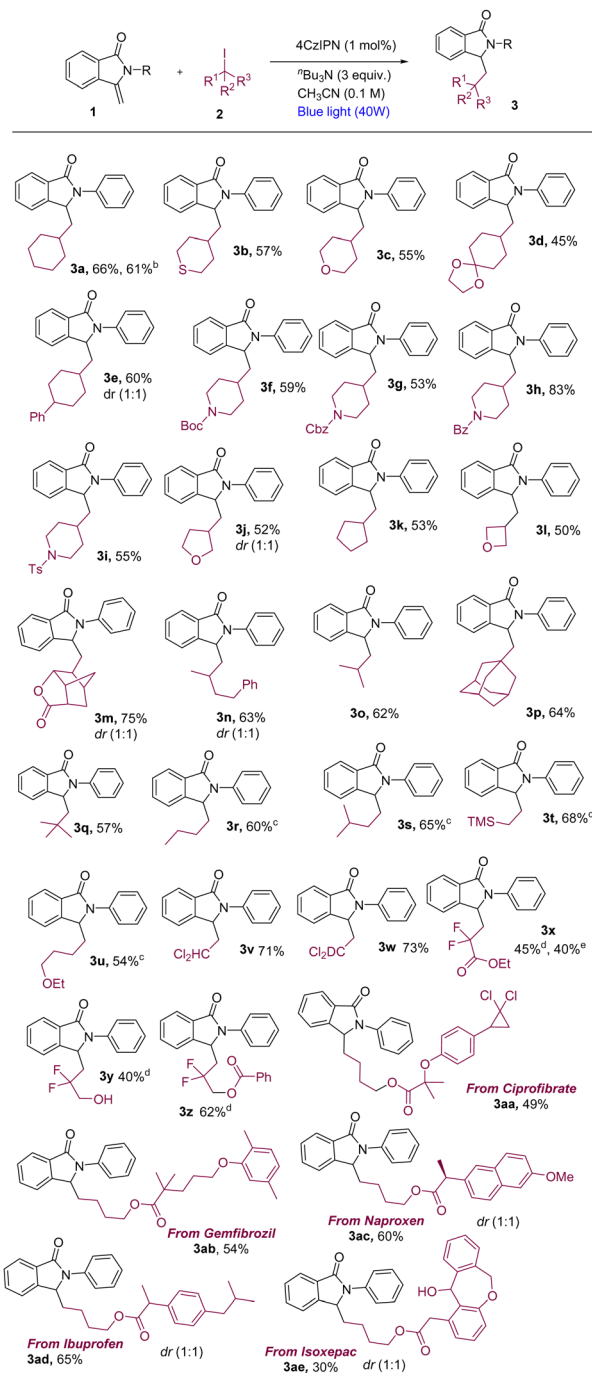
Table 1 Optimization of the reaction conditions. **1a** (0.1 mmol), **2a** (0.2 mmol), 4CzIPN (1 mol%), ^tBu₃N (3 equiv.), CH₃CN (1 mL) at 45–50 °C, 8 h

Entry	Deviation from standard conditions	3a ^a (%)
1	None	72 (66) ^b
2	Using EtOAc	42
3	Using DMSO	51
4	Using DMF	51
5	Using 1,4-dioxane	56
6	Using DIPEA	31
7	Using Et ₃ N	44
8	Using ^t Bu ₃ N (2 equiv.)	48
9	Using 2a (1.5 equiv.)	61
10	Using DBU/HE/TMP/DABCO	0
11	No light	0
12	No amine	0
13	No 4CzIPN	0

^a NMR yields using 1,3,5-trimethoxy benzene as an internal standard.
^b Isolated yield.

in the presence of organic dye (4CzIPN) and ^tBu₃N as an XAT-reagent in acetonitrile (as reaction medium) under 40 W blue LED irradiation at 45–50 °C. Gratifyingly, 3-(cyclohexylmethyl)-2-phenylisoindolin-1-one product **3a** could be delivered in 72% yield using 0.1 mmol of **1a**, 0.2 mmol of **2a**, 3 equiv. of ^tBu₃N and 1 mol% of 4CzIPN in acetonitrile (1 mL) (Table 1, entry 1). Several other commonly available organophotocatalysts and metal-based photocatalysts did not give better results than 4CzIPN (see ESI†). Moderate yields of the product were observed when employing other solvents (EtOAc, DMSO, DMF and 1,4-dioxane) as the reaction medium and amines (DIPEA and Et₃N) as the XAT-reagent (Table 1, entries 2–7). Low yields of the products were observed upon lowering the amount of amine and iodoalkane (Table 1, entries 8 and 9). Employing amines that are not able to generate α-aminoalkyl radicals in our reaction conditions did not produce any product (Table 1, entry 10). Finally, controlled reactions were conducted in the absence of light, photocatalyst, and amine, which signified the importance of these components in our reaction conditions (Table 1, entries 11–13).

With the best conditions in hand, further studies focused on the scope of unactivated iodoalkanes with 3-methyleneisoindolin-1-one derivatives (Scheme 2). Various secondary six-membered ring unactivated iodoalkanes with and without heteroatoms reacted with 3-methylene-2-phenylisoindolin-1-one **1a** to produce the corresponding hydroalkylation products (**3a–3e**) in moderate to good yields (45–66%). A variety of *N*-protected (*N*-Boc, *N*-Cbz, *N*-Ts, *N*-Bz) 4-iodopiperidines were smoothly converted to the corresponding hydroalkylated products (**3f–3i**) in good yields



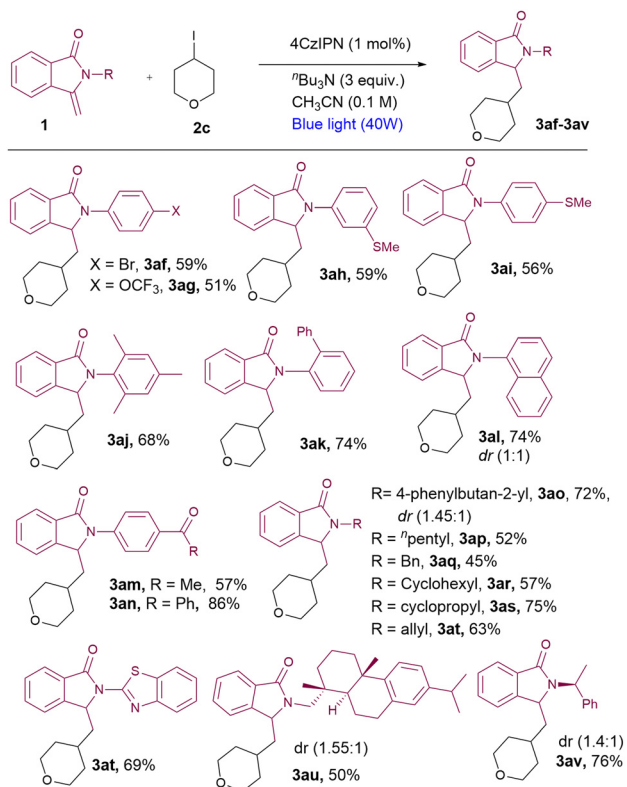
Scheme 2 Substrate scope of a variety of unactivated alkyl iodides. ^a **1** (0.2 mmol), **2** (0.4 mmol) and CH₃CN (2 mL) at 45–50 °C, 10 h. ^b Reaction was conducted using 1 mmol of **1a** and 2 mmol of **2a** for 48 h. ^c Reaction time 15 h. ^d Using the corresponding bromoalkane. ^e With the corresponding iodoalkane.

(53–83%). 5-Membered and 4-membered ring and bicyclic secondary iodoalkanes were well-tolerated under our conditions (**3j–3m**, 50–75%). Acyclic secondary iodoalkanes and tertiary iodoalkanes produced the corresponding hydroalkylation products (**3n–3q**, 57–64%) in good yields. A variety of simple primary alkyl iodides containing different functionalities (ether and silyl) worked well and afforded the corresponding hydroalkylation products (**3r–3u**) in good yields (54–68%). Next, testing different



polyhaloalkanes such as CHCl_3 , CDCl_3 , and bromodifluoroacetate, bromodifluoroethanol and its derivative reacted smoothly with **1a** and afforded the hydroalkylation products (**3v–3z**) in good yields (40–73%). To further showcase the potential applications of this methodology, we carried late-stage modification of a variety of iodoalkanes derived from either active pharmaceutical ingredients or natural products. Indeed, a large variety of such molecules, such as ciprofibrate, gemfibrozil, naproxen and ibuprofen-derived iodoalkanes containing different functionalities, were converted to the corresponding alkyl radicals and participated in the hydroalkylation of 3-methyleneisindolin-1-one (**1a**) in decent yields (**3aa–3ad**, 49–65%). To our surprise, employing isoxepac-derived alkyl iodide in our reaction conditions resulted in a low yield (30%) of the unexpected product **3ae**.

Next, we tested the generality of the 3-methylene isindolin-1-one derivatives (Scheme 3). Electron donating and electron-withdrawing *N*-aryl-substituted 3-methyleneisindolin-1-ones containing different functionalities and sterically hindered *N*-aryl-substituted 3-methyleneisindolin-1-ones reacted well with 4-iodotetrahydro-2*H*-pyran (**2c**), affording the hydroalkylation products (**3af–3an**) in moderate to good yields (51–86%). *N*-Alkyl, *N*-benzyl, and *N*-cycloalkyl-substituted 3-methyleneisindolin-1-ones smoothly converted to the corresponding hydroalkylation products (**3ao–3as**) in good yields (45–75%). Finally, a heterocyclic amine (benzothiazol-2-amine), a medically relevant amine (leelamine) and 1-phenylethan-1-amine-derived 3-methyleneisindolin-1-ones worked well in our reaction

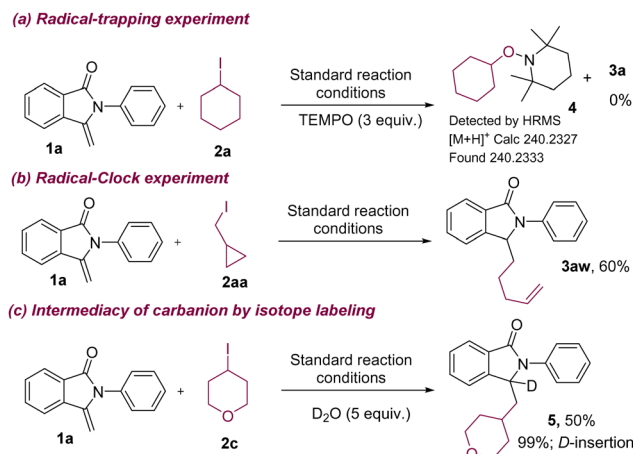


Scheme 3 Substrate scope of 3-methyleneisindolin-1-one derivatives. ^a**1a** (0.2 mmol), **2c** (0.4 mmol), and CH_3CN (2 mL) at 45–50 °C, 10 h.

conditions and afforded the corresponding hydroalkylation products (**3at–3av**) in good yields.

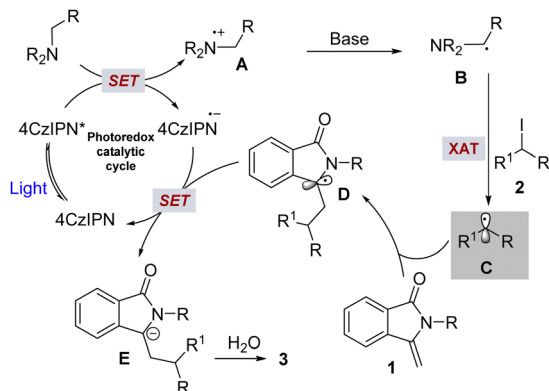
The efficiency of our hydroalkylation of 3-methyleneisindolin-1-ones with a variety of alkyl iodides prompted us to carry out further experiments to reveal the mechanism of the reaction (Scheme 4). First, we carried out UV-visible spectroscopy to check the feasibility of the formation of an electron-donor-acceptor (EDA) complex between 3-methylene-2-phenylisindolin-1-one (**1a**) and iodocyclohexane (**2a**) and $^t\text{Bu}_3\text{N}$ (see ESI,† Fig. S7). The absorption spectrum of the individual and combined reactants does not support the formation of an EDA complex (see ESI,† Fig. S7). As anticipated, the “light-dark” experiment confirmed that our reaction required continuous light irradiation (see ESI†). Photoluminescence quenching studies indicated that $^t\text{Bu}_3\text{N}$ quenched the photoexcited state of 4CzIPN, but not the alkyl iodide and 3-methyleneisindolin-1-one (see, ESI†). Next, a radical trapping and radical clock experiment was carried out (Scheme 4a and b). When the reaction was conducted in the presence of 3 equiv. of TEMPO, it did not produce any product (**3a**); instead, a radical trapping adduct (**4**) was identified by HRMS (Scheme 4a). Employing cyclopropyl methyl iodide as a source of alkyl radical resulted in a ring-opening product (**3aw**) under the standard reaction conditions (Scheme 4b). These two experiments indicate that the generation of alkyl radicals occurs in our reaction conditions.

Based on our control experiments, radical trapping, radical clock experiments, and previous known literature precedents^{11,12} we proposed a tentative reaction mechanism for hydroalkylation of 3-methyleneisindolin-1-ones with unactivated alkyl iodides, as shown in Scheme 5. Initially, the alkylamine transformed to a nucleophilic α -aminoalkyl radical (**B**) in the presence of the photoexcited photocatalyst (4CzIPN*) through stepwise single electron oxidation, followed by deprotonation. The subsequent halogen atom transfer process between radical intermediate **B** and the iodoalkane generates an alkyl radical (**C**). Next, trapping of the alkyl radical to 3-methyleneisindolin-1-one produces another benzylic radical intermediate (**D**), which is further converted to a benzylic anion intermediate (**E**) via SET from the reduced



Scheme 4 Preliminary mechanistic studies. (a) Radical scavenger; (b) radical clock experiment; (c) isotope labeling experiment using D_2O . TEMPO = 2,2,6,6-tetramethylpiperidinyloxy.





Scheme 5 Mechanistic hypothesis.

photocatalyst¹³ to generate the ground state photocatalyst. Finally, protonation of the benzylic anion intermediate with H₂O would deliver the product (3). Furthermore, the generation of the benzylic anion intermediate was indirectly confirmed by isotope-labeling studies (Scheme 4c). Specifically, product 5 (99%-D) was exclusively obtained upon the addition of D₂O (5 equiv.) to the reaction medium (Scheme 4c).

In conclusion, we have demonstrated a catalytic strategy for intermolecular hydroalkylation of 3-methyleneisindolin-1-ones with inert iodoalkanes under visible light photocatalysis. A variety of primary, secondary, and tertiary iodoalkanes with diverse functional groups reacted well with electronically and sterically different 3-methyleneisindolin-1-ones and afforded the corresponding products in good to moderate yields. Furthermore, this strategy can be scaled up and allows the late-stage modification of iodoalkanes derived from pharmaceutically relevant molecules. Preliminary mechanistic studies suggested that the reaction proceeds *via* the generation of radical intermediates and a benzylic anion overall in a redox-neutral manner.

Financial support by the Science and Engineering Research Board (SERB), Government of India (File Number: SRG/2021/000834) is greatly acknowledged. A. B. thanks UGC for the JRF fellowship.

Data availability

The data supporting this article have been included as part of the ESI.†

Conflicts of interest

There are no conflicts to declare.

Notes and references

- (a) A. Yamamoto, Y. Nishimura and Y. Nishihara, *Recent Advances in Cross-Coupling Reactions with Alkyl Halides, Applied Cross-Coupling Reactions*, ed. Y. Nishihara, Springer, Berlin, Heidelberg, 2013, vol. 80, pp. 205–209; (b) G. W. Gribble, *Mar. Drugs*, 2015, **13**, 4044–4136.
- (a) D. J. Weix, *Acc. Chem. Res.*, 2015, **48**, 1767–1775; (b) M. R. Kwiatkowski and E. J. Alexanian, *Acc. Chem. Res.*, 2019, **52**, 1134–1144; (c) K. P. S. Cheung, S. Sarkar and V. Gevorgyan, *Chem. Rev.*, 2022, **122**, 1543–1625;

- (a) A. Y. Chan, I. B. Perry, N. B. Bissonnette, B. F. Buksh, G. A. Edwards, L. I. Frye, O. L. Garry, M. N. Lavagnino, B.-X. Li, Y. Liang, E. Mao, A. Millet, J. V. Oakley, N. L. Reed, H. A. Sakai, C. P. Seath and D. W. C. MacMillan, *Chem. Rev.*, 2022, **122**, 1485–1542.
- (a) J. Zhou and G. C. Fu, *J. Am. Chem. Soc.*, 2003, **125**, 14726–14727; (b) X. Wu, W. Hao, K.-Y. Ye, B. Jiang, G. Pombar, Z. Song and S. Lin, *J. Am. Chem. Soc.*, 2018, **140**, 14836–14843; (c) S. Bera, R. Mao and X. Hu, *Nat. Chem.*, 2021, **13**, 270–277; (d) A. Cai, W. Yan, C. Wang and W. Liu, *Angew. Chem., Int. Ed.*, 2021, **60**, 27070–27077; (e) Y. Shen, J. Cornella, F. Juliá-Hernández and R. Martin, *ACS Catal.*, 2017, **7**, 409–412; (f) H. Kim and C. Lee, *Angew. Chem., Int. Ed.*, 2012, **51**, 12303–12306; (g) J. D. Nguyen, E. M. D'Amato, J. M. R. Narayanan and C. R. J. Stephenson, *Nat. Chem.*, 2012, **4**, 854–859.
- (a) D. P. Curran and D. M. Rakiewicz, *J. Am. Chem. Soc.*, 1985, **107**, 1448–1449; (b) W. P. Neumann, *Synthesis*, 1987, 665–683; (c) K. Miura, Y. Ichinose, K. Nozaki, K. Fugami and K. Utimoto, *Bull. Chem. Soc. Jpn.*, 1989, **62**, 143–147; (d) D. P. Curran and A. I. Keller, *J. Am. Chem. Soc.*, 2006, **128**, 13706–13707; (e) M. R. Medeiros, L. N. Schacherer, D. A. Spiegel and J. L. Wood, *Org. Lett.*, 2007, **9**, 4427–4429; (f) J. J. Devery, J. D. Nguyen, C. Dai and C. R. J. Stephenson, *ACS Catal.*, 2016, **6**, 5962–5967.
- (a) R. K. Neff, Y. L. Su, S. Liu, M. Rosado, X. Zhang and M. P. Doyle, *J. Am. Chem. Soc.*, 2019, **141**, 16643–16650; (b) Y. L. Su, L. Tram, D. Wherritt, H. Arman, W. P. Griffith and M. P. Doyle, *ACS Catal.*, 2020, **10**, 13682–13687; (c) T. Constantin, M. Zanini, A. Regni, N. S. Sheikh, F. Juliá and D. Leonori, *Science*, 2020, **367**, 1021–1026. For a recent comprehensive review, see: (d) F. Juliá, T. Constantin and D. Leonori, *Chem. Rev.*, 2022, **122**(2), 2292–2352.
- (a) Z.-Q. Zhang, Y.-Q. Sang, C.-Q. Wang, P. Dai, X.-S. Xue, J. L. Piper, Z.-H. Peng, J.-A. Ma, F.-G. Zhang and J. Wu, *J. Am. Chem. Soc.*, 2022, **144**, 14288–14296; (b) J. Koo, W. Kim, B. H. Jhun, S. Park, D. Song, Y. You and H. G. Lee, *J. Am. Chem. Soc.*, 2024, **146**, 22874–22880; (c) K. Li, X.-C. He, J. Gao, Y.-L. Liu, H.-B. Chen, H.-Y. Xiang, K. Chen and H. Yang, *J. Org. Chem.*, 2024, **89**, 12658–12667.
- Selected reviews: (a) B. Sener, B. Goezler, R. D. Minard and M. Shamma, *Phytochemistry*, 1983, **22**, 2073–2075; (b) M. Efdi, S. Fujita, T. Inuzuka and M. Koketsu, *Nat. Prod. Res.*, 2010, **24**, 657–662; (c) G. Blaskó, D. J. Gula and M. Shamma, *J. Nat. Prod.*, 1982, **45**, 105–122; (d) Y. C. Chia, F. R. Chang, C. M. Teng and Y. C. Wu, *J. Nat. Prod.*, 2000, **63**, 1160–1163; (e) K. Speck and T. Magauer, *Beilstein J. Org. Chem.*, 2013, **9**, 2048–2078.
- (a) E. D. Clercq, *J. Med. Chem.*, 1995, **38**, 2491–2517; (b) I. Pendrak, S. Barney, R. Wittrock, D. M. Lambert and W. D. Kingsbury, *J. Org. Chem.*, 1994, **59**, 2623–2625; (c) E. C. Taylor, P. Zhou, L. D. Jennings, Z. Mao, B. Hu and J.-G. Jun, *Tetrahedron Lett.*, 1997, **38**, 521–524.
- (a) L. A. Paquette, R. D. Dura and I. Modolo, *J. Org. Chem.*, 2009, **74**, 1982–1987; (b) J. B. Campbell, R. F. Dedinas and S. A. Trumbower-Walsh, *J. Org. Chem.*, 1996, **61**, 6205–6211; (c) A. Couture, E. Deniau, D. Ionescu and P. Grandclaude, *Tetrahedron Lett.*, 1998, **39**, 2319–2320; (d) J. B. Campbell, R. F. Dedinas and S. Trumbower-Walsh, *Synlett*, 2010, 3008–3010; (e) X. Gai, R. Grigg, T. Khamnaen, S. Rajviroongit, V. Sridharan, L. Zhang, S. Collard and A. Keep, *Tetrahedron Lett.*, 2003, **44**, 7441–7443; (f) R. Savelle and C. Mendez-Galvez, *Chem. – Eur. J.*, 2021, **27**, 5344–5378; (g) S. Samanta, S. A. Ali, A. Bera, S. Giri and K. Samanta, *New J. Chem.*, 2022, **46**, 7780–7830; (h) R. Manoharan and M. Jegannathan, *Chem. Commun.*, 2015, **51**, 2929–2932.
- (a) W.-X. Tang, K.-Q. Chen, D.-Q. Sun and X.-Y. Chen, *Org. Biomol. Chem.*, 2023, **21**, 715–718; (b) K.-Q. Chen, B.-B. Zhang, Z.-X. Wang and X.-Y. Chen, *Org. Lett.*, 2022, **24**, 4598–4602; (c) V. K. Simhadri, R. Sur and V. R. Yatham, *J. Org. Chem.*, 2025, **90**, 3557–3562.
- (a) G. S. Yedase, A. K. Jha and V. R. Yatham, *J. Org. Chem.*, 2022, **87**, 5442–5450; (b) A. R. Tripathy, A. Kumar, R. Rahmathulla, A. K. Jha and V. R. Yatham, *Org. Lett.*, 2022, **24**, 5186–5191; (c) A. R. Tripathy, A. Bisoyi, P. Arya, S. Venugopal and V. R. Yatham, *ACS Org. Inorg. Au*, 2024, **4**, 229–234. For mechanistic relevant photocatalytic hydroalkylation of diarylethylene derivatives and carbonylative hydroacylation of styrenes, see: (d) S. B. Cornelia, S. Michael and B.-S. Katharina, *J. Org. Chem.*, 2022, **87**, 11042–11047; (e) J. A. Forni, V. H. Gandhi and A. Polyzos, *ACS Catal.*, 2022, **12**, 10018–10027.
- T.-Y. Shang, L.-H. Lu, Z. Cao, Y. Liu, W.-M. He and B. Yu, *Chem. Commun.*, 2019, **55**, 5408.
- G.-Q. Wang, Y. Zhang, Y.-X. Zhou, D. Yang, P. Han, L.-H. Jing and K. Tang, *J. Org. Chem.*, 2024, **89**, 7899–7912.

