


Cite this: *RSC Adv.*, 2025, 15, 29727

# Recent progress in adsorptive removal of different contaminants by chitosan-based aerogel

Mohammed Ahmed Shehab,<sup>a</sup> Munaf Al-lami,<sup>b</sup> Mohammad A. Taher,<sup>b</sup> Haidar Hasan Mohammed,<sup>bc</sup> Adnan A. AbdulRazak,<sup>d</sup> Khalid T. Rashid,<sup>d</sup> Alhafadhi Mahmood,<sup>ef</sup> Mohammed Faleh Abd Al-Ogaili<sup>g</sup> and Saad Alsarayefi<sup>h</sup>

Rapid industrial development has led to the discharge of significant amounts of untreated industrial wastewater into the environment, resulting in substantial effects on natural ecosystems and human health. Consequently, there is a need to develop new environmentally friendly alternatives for water remediation. In this regard, chitosan (CS) aerogels possess high porosity, low density, and biodegradability, and act as effective sorbents for the removal of various ionic pollutants from water, air, and soil. The presence of numerous amino ( $-NH_2$ ) and hydroxyl (OH) groups enhances the adsorption of ionic pollutants via electrostatic interactions, hydrogen bonding, and chelation mechanisms. This review provides an overview of the use of chitosan-based aerogels as eco-friendly gels to remove different contaminants from water such as dyes, heavy metals, microorganisms, and pharmaceuticals, by improving the mechanical strength, decreasing hydrophilicity, and increasing acid stability. These improvements are accomplished using different modification methods, such as blending with nanofillers, chemical and/or ionic crosslinkers, and designing composite aerogels. The modified aerogel exhibits excellent adsorption ability against different contaminants, as well as antibacterial properties, making it promising candidates for a wide range of applications.

Received 19th May 2025  
Accepted 16th August 2025

DOI: 10.1039/d5ra03536h

rsc.li/rsc-advances

## Introduction

The global scarcity of water resources has escalated owing to the growing disparity between freshwater supply and consumption. The growing population and migration to drought-affected regions, driven by rapid industrial advancement, heightened per capita water consumption, and climate change, have resulted in altered weather patterns in urban areas.<sup>1</sup> Various known and emerging pollutants such as organic dyes, heavy metals, antibiotics, pesticides, and microorganisms have been

detected in natural water bodies.<sup>2</sup> Numerous efforts have been made by scientists and researchers to eliminate these pollutants from water using various decontamination processes. These processes involve physical, biological, and chemical methods. The technologies can be categorized into three groups: conventional methods, which include activated sludge<sup>3</sup> coagulation–flocculation<sup>4</sup> chemical precipitation<sup>5</sup> adsorption<sup>6,7</sup> and filtration;<sup>8</sup> established recovery methods, such as ion exchange<sup>9</sup> solvent extraction,<sup>10</sup> electrochemical treatments,<sup>11</sup> and membrane bioreactors;<sup>12</sup> and emerging methods, which include advanced oxidation,<sup>13</sup> biosorption,<sup>14</sup> adsorption into non-conventional materials,<sup>15</sup> and nanofiltration.<sup>16</sup> Many biological and chemical processes exhibit low productivity, slow kinetics, limited scalability, and a tendency to produce hazardous intermediates.<sup>17</sup> In this context, wastewater treatment faces multiple challenges concerning the presence of emerging pollutants, *i.e.*, organic dyes, heavy metals, microorganisms, fertilizers, and herbicides, which are not typically addressed by conventional treatment methods.<sup>18</sup> Among them, adsorption is a prevalent and efficient technique for wastewater treatment due to its convenience, simplicity, cost-effectiveness, and absence of harmful by-products.<sup>19</sup> Generally, adsorption effectiveness depends on the interaction between the adsorbent and adsorbate; specifically, the adsorbent must be selected based on the particular molecule targeted for removal from the polluted solution. Furthermore, adsorption occurs at the solid–

<sup>a</sup>Polymers and Petrochemicals Engineering Department, Basrah University for Oil and Gas, Basrah 61004, Iraq. E-mail: mohammed.ahmed@buog.edu.iq

<sup>b</sup>Department of Chemical Engineering and Petroleum Refining, Basrah University for Oil and Gas, Basrah 61004, Iraq. E-mail: munaf.adnan@buog.edu.iq; moh.may@buog.edu.iq; haidar.alawaad@buog.edu.iq

<sup>c</sup>Thermodynamics and Mathematical Physics Unit, University of Mons, 7000 Mons, Belgium

<sup>d</sup>Department of Chemical Engineering-University of Technology, Baghdad, Iraq. E-mail: adnan.a.alsalim@uotechnology.edu.iq; Khalid.t.rashid@uotechnology.edu.iq

<sup>e</sup>Department of Mechanical and Energetic, University of Dunaujváros, Dunaujváros, Hungary. E-mail: Alhafadhi@uniduna.hu

<sup>f</sup>Department of Mechanical Engineering, University of Sumer, Thi-Qar, Iraq. E-mail: mahmoodhs199@gmail.com

<sup>g</sup>Department of Aeronautical Engineering Technologies, Alfarahidi University, Baghdad, Iraq. E-mail: m.falehabd@uoalfarahidi.edu.iq

<sup>h</sup>Petroleum & Gas Engineering Department, University of Thi-Qar, 64001 Nasiriyah, Iraq. E-mail: saad.j.n@utq.edu.iq



liquid interface; hence, porous materials are highly preferable.<sup>20</sup> Many kinds of adsorbents are used for the removal of water pollutants, such as clay,<sup>21</sup> carbon materials,<sup>22,23</sup> and metal oxides.<sup>24,25</sup> Some of them have drawbacks such as limited adsorption capacity, inadequate recyclability, and selectivity.<sup>26</sup> Furthermore, the prospective utilization of these materials in large-scale water treatment raises concerns about the incorporation of hazardous chemicals in their synthesis and the leaching of these materials during the adsorption process. To overcome this, alternatives including the utilization of green, natural materials and their incorporation into biopolymer aerogels have drawn more attention over the past decade. Green and natural adsorbents are obtained from renewable resources and produced through eco-friendly methods.<sup>27</sup> These materials, including cotton fiber, wood, biopolymer, and zeolite, are extensively utilized as adsorbents for decontamination

processes due to their significant specific surface area, low cost, availability, porous structures, and environmentally friendly.<sup>28</sup>

One of the most important abundant natural biopolymers, chitosan (CS), has received attention in wastewater treatment due to various factors, such as ecologically sustainable, biodegradable, biocompatible, non-toxic, and economical material.<sup>29,30</sup> Chitosan is a linear polysaccharide with a structure abundant in functional groups, including amino and hydroxyl groups generally derived from chitin, as illustrated in Fig. 1. Chitin is extracted from the source by a series of procedures. Initially, the raw materials undergo treatment with 3 M hydrochloric acid (HCl) to facilitate demineralization. This technique eliminates mineral constituents in the form of inorganic salts (ashes) while preserving the chitin structure and preventing depolymerization. In the subsequent stage, proteins are eliminated using a dilute base (NaOH solution). The chitin is subsequently extracted from the reaction mixture by

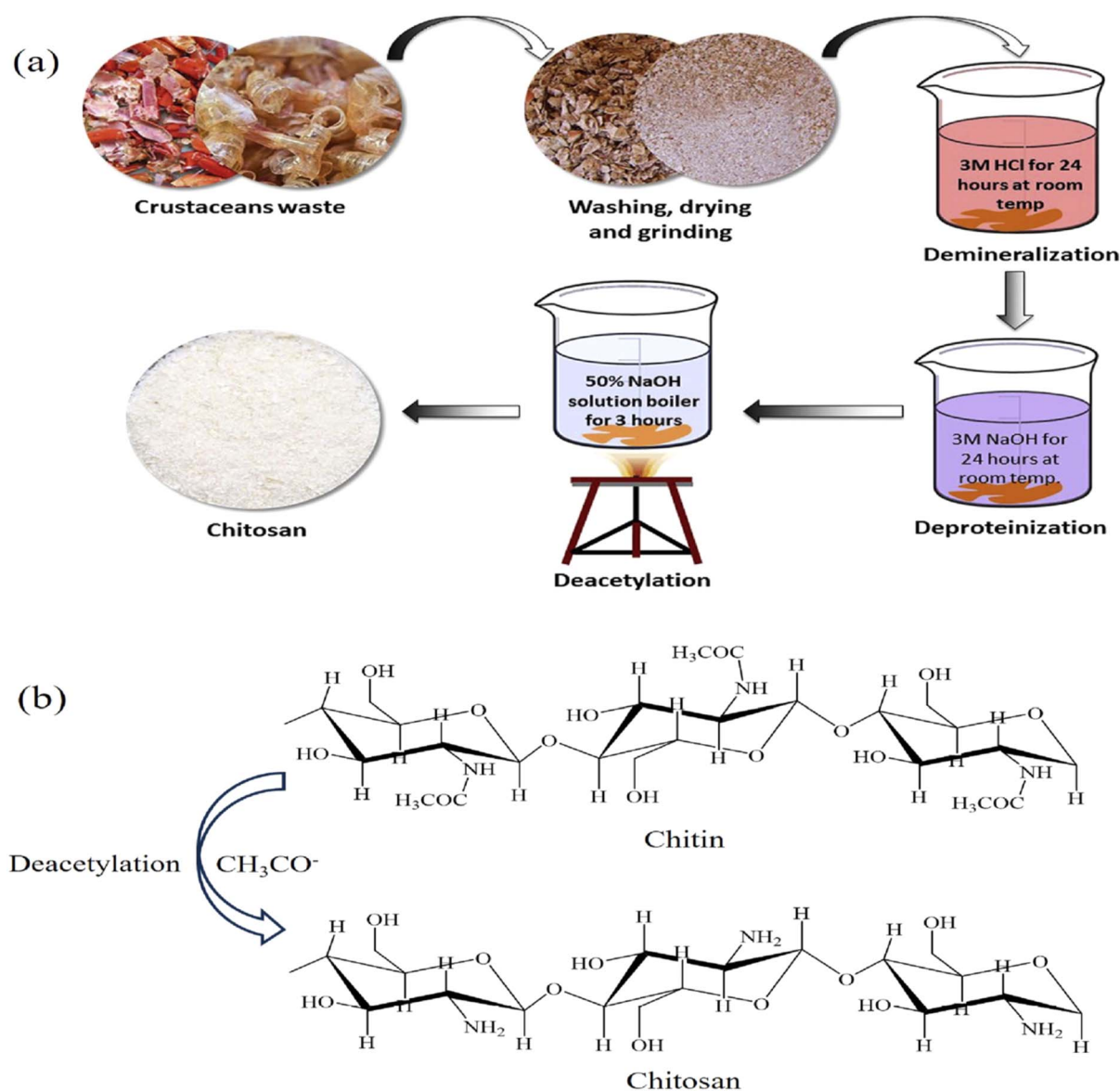


Fig. 1 (a) Schematic diagram for the preparation steps of chitosan. (b) Deacetylation of chitin.<sup>35</sup>



eliminating other organic components. Then, chitin undergoes alkaline deacetylation to be transformed into chitosan, during which acetamido groups are changed into amino groups. Deacetylation occurs in highly alkaline conditions (50% NaOH solution) and at elevated temperatures (80–120 °C). Finally, chitosan is dried to get an optimal moisture content in the final product.<sup>31,32</sup>

Despite the significant advantages of chitosan (CS), its direct application in certain systems is limited by its relatively low absorption capacity in neutral solvents. This is primarily due to strong inter- and intramolecular hydrogen bonding, which reduces the availability of polar functional groups (such as –OH and –NH<sub>2</sub>) for interaction with water molecules. These hydrogen bonds also decrease the free volume between polymer chains, limiting water penetration and swelling.<sup>33</sup> To tackle this issue, CS-based three-dimensional aerogel preparation is the common method for improving adsorption performance.<sup>34</sup>

Aerogel, a three-dimensional solid developed through the physical or chemical cross-linking of polymer chains followed by the drying of gels using various techniques (*e.g.*, supercritical drying or freeze-drying), demonstrates exceptional efficacy in the removal of dyes and metal ions owing to its high specific surface area, porosity exceeding 80.00%, and low densities ranging from 0.005 to 0.5 g cm<sup>−3</sup>, in addition to its superior capacity for separation and recycling from aqueous solutions while maintaining structural integrity.<sup>36–39</sup> Fig. 2 illustrates the preparation procedures for chitosan aerogel, which use epichlorohydrin (ECH) and itaconic acid (IA) as chemical and ionic crosslinkers. Chitosan is dissolved in 1-butyl-3-

methylimidazolium chloride (BmimCl) solvent and stirred for 3 hours at 120 °C, followed by mixing with ECH. For dual crosslinking, IA was included; the solutions were immersed and agitated in a 0.1 M NaOH solution at ambient temperature for 48 hours. Subsequent to dialysis, the hydrogels were rinsed with distilled water to eliminate unreacted ECH. Ultimately, the hydrogels underwent freeze-drying for 24 hours at −95 °C, while the aerogels were maintained in a vacuum oven overnight.<sup>40</sup> To the best of our knowledge, many reviews have studied the preparation, characterization, and application of chitosan aerogel. However, the adsorption abilities of chitosan aerogel as an eco-friendly gel toward various types of contaminants, such as dyes, heavy metals, microorganisms, and pharmaceuticals, have not been extensively reviewed.

## CS-based aerogel for water decontamination

CS is being used widely as an adsorbent because of remarkable properties as explained earlier. The amino (–NH<sub>2</sub>) and hydroxyl (–OH) groups in CS facilitate chemical interactions and cross-linking, which contribute to the formation of robust, acid-stable films and interactions *via* hydrogen bonding and van der Waals forces. These properties make CS an exceptional adsorbent for dyes and various contaminants in wastewater treatment.<sup>32,41–43</sup> In the following sections, we will explain the adsorption ability of CS-based aerogels against different water contaminants, such as dyes, heavy metals, pharmaceuticals waste, microorganisms and their removal mechanisms.

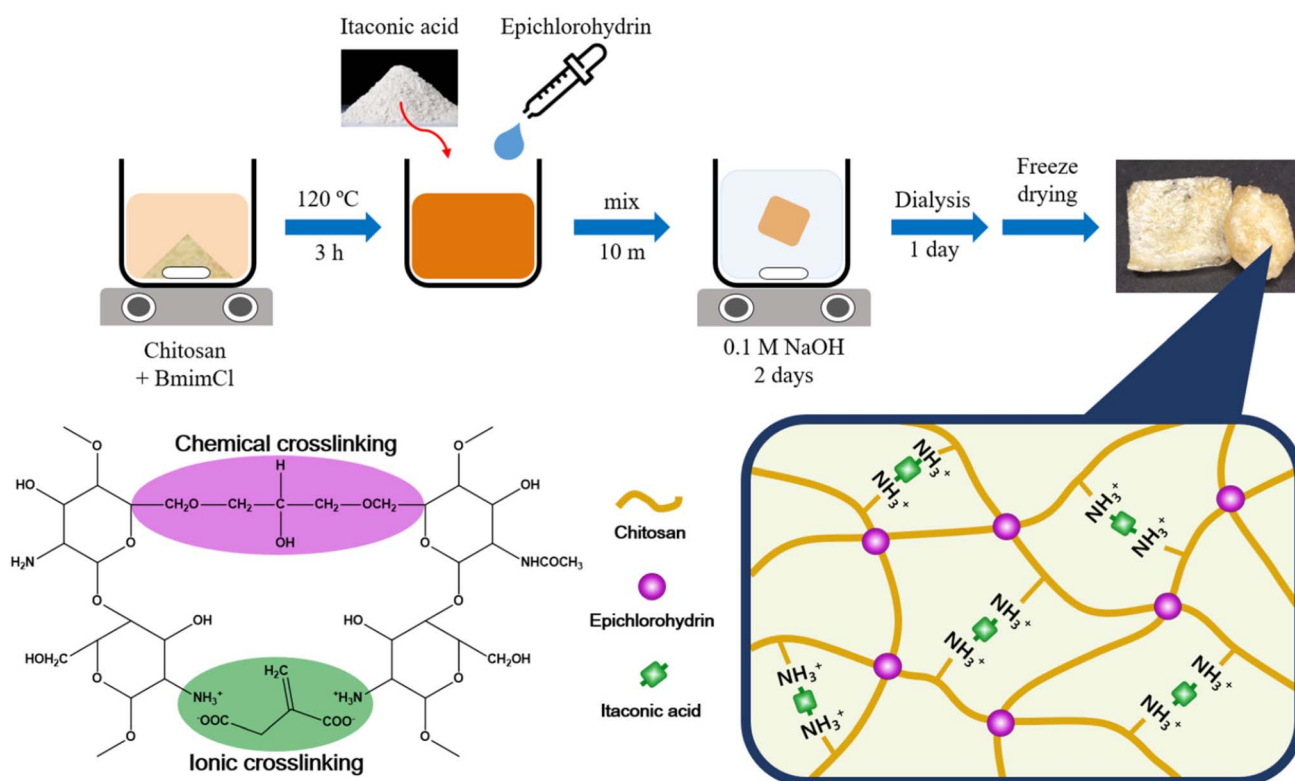


Fig. 2 Schematic diagram of dual-crosslinked chitosan aerogel preparation steps.<sup>40</sup>

## Removal of dyes

The textile products have increased by about  $7 \times 10^5$  tons per year worldwide, and due to discharged untreated dye effluents (approximately  $2.8 \times 10^5$  tons) to the water bodies, causing water contamination, which has posed many serious threats to the ecological system, plant growth, and human health.<sup>44</sup> Furthermore, these dyes are poisonous, hydrophilic, mutagenic, resistant to degradation, and reduce the rate of photosynthesis and the concentration of dissolved oxygen in aquatic environments.<sup>45</sup> In this regard, CS is abundant in amine and hydroxyl groups, enabling it to interact with anionic and cationic dyes. Anionic dyes can attach to the amino group due to the electrostatic attraction between the positive charge on the amino groups and the negative charge on the dye's molecules.<sup>46</sup> However, chitosan aerogels have some drawbacks, such as low mechanical strength, water stability and high hydrophilicity, which hinder their interactions with hydrophobic organic contaminants.<sup>47,48</sup> To overcome this issue, CS-based aerogel should be combined with other materials. For instance, Varamesh and his co-worker developed composite biobased aerogel containing CS, cellulose filament (CF), and citric acid (CA) for methylene blue (cationic dye  $50 \text{ mg L}^{-1}$ ) removal. The results demonstrated that the composite-based aerogel has high mechanical properties (up to  $\sim 65 \text{ kPa m}^3 \text{ kg}^{-1}$ ) and high dye adsorption removal ( $619 \text{ mg g}^{-1}$ , 99%, pH = 6) due to electrostatic interactions between CF and CS leading to enhanced diversity of functional groups (carboxylic acids, hydroxyls, and amines) on the surface of the materials. In addition, CA acts as a covalent crosslinker.<sup>49</sup> Tan *et al.* synthesized a CS and quinoa polysaccharide (QS) composite aerogel and investigated the adsorption capacity toward two types of dyes, Congo red (CR,  $50 \text{ mg L}^{-1}$ ) and methylene blue (MB,  $5 \text{ mg L}^{-1}$ ), which are anionic and cationic, respectively. They found the maximum adsorption capacity for CR was  $342 \text{ mg g}^{-1}$  at pH = 6. It could be attributed to the zeta potential of the composite being positive when pH increased from 4 to 6 while decreased with pH increase from 6 to 12. On the other hand, the adsorption capacity for MB was  $57.80 \text{ mg g}^{-1}$  at pH = 12. Because of the low pH value of the solution likely caused a high concentration of  $\text{H}^+$  ions surrounded the adsorption site, which prevented the dye's approach. Furthermore, at lower pH levels, the amino group in the CR structure became protonated and subsequently polymerized with the shell. The protonated amino groups and hydroxyl groups on the sugar molecule chain produce electrostatic repulsion. As the pH value rises, the repulsive force decreases, leading to an increased adsorption capacity. However, with further increases in pH, the gravitational force between the aerogel and CR also decreases, resulting in a decrease in adsorption capacity.<sup>50</sup> Some scientists' efforts tried to use by-product waste to improve the adsorption ability of CS-based aerogel; in this regard, Martina and Mariano prepared composite aerogel made from CS and soot to enhance the adsorption ability toward cationic and anionic dyes such as MB and indigo carmine (IC), respectively. They concluded that the adsorption properties of modified CS-based aerogel against MB were higher than pristine CS-based aerogel due to electrostatic

interactions between amino groups and MB molecules, whereas pristine CS-based aerogel had a higher adsorption ability toward IC than CS/soot aerogel; this could be attributed to the interaction between soot particles and CS blocking the CS active sites.<sup>51</sup> As mentioned earlier, one of the drawbacks of chitosan (CS) is its hydrophilicity, which negatively affects its mechanical strength. To address this issue, Natália *et al.* prepared highly hydrophobic composite aerogel containing CS beads, cellulose nanocrystals (CNC), and hydrophobized tannic acid (HTA) and tested the adsorption performance for removing basic blue 26 and basic brown 4 dyes in batch and fixed-bed assays. In batch experiments, the results show that the CS@CNC-HTA beads aerogel has higher adsorption removal of  $375.58 \text{ mg g}^{-1}$  and  $235.39 \text{ mg g}^{-1}$  than pure CS,  $330.59 \text{ mg g}^{-1}$  and  $213.74 \text{ mg g}^{-1}$  for basic blue 26 and basic brown 4, respectively. Meanwhile, in fixed bed experiments, the CS@CNC-HTA beads aerogel has efficiently removed basic blue 26.<sup>52</sup> In another study, the impact of functionality on the adsorption capacity of CS-based aerogel has been studied by Zhang and his colleagues. They prepared ferrocene (Fc)-functionalized CS-based aerogels and examined their adsorption ability against MB with and without  $\text{H}_2\text{O}_2$ . The results demonstrated that the adsorption performance of Fc/CS-based aerogel without using  $\text{H}_2\text{O}_2$  was low ( $<40 \text{ mg g}^{-1}$ , 8.2%), whereas it was 9.29% for pristine CS aerogel; on the other hand, the adsorption efficiency for Fc/CS-based aerogel in the presence of  $\text{H}_2\text{O}_2$  was 92.79% in comparison with pristine CS aerogel (19%).<sup>53</sup> Another drawback to limiting the use of CS-based aerogels in some applications is the dense structure, which may limit the adsorption capacity. To solve this problem, Kuang *et al.* developed a 3D hierarchically macro-meso-microporous structure with a high-strength chitin/chitosan-based composite aerogel (HPS-aerogel) and investigated the adsorption ability to remove CR ( $500 \text{ mg L}^{-1}$ ). The HPS-aerogel has high adsorption capacity ( $2074 \text{ mg g}^{-1}$ ) at pH = 6.5. Because under acidic conditions, the amino groups are protonated, making  $\text{H}^+$  ions occupy the active sites on the aerogel, causing low absorbability for CR, while, at alkaline conditions, the amino groups are deprotonated, making  $\text{OH}^-$  ions occupy the active sites, leading to decreased electrostatic interactions. The maximum adsorption ability is attributed to the high porosity of the 3D aerogel structure.<sup>54</sup> Marotta *et al.* synthesized a zeolite/chitosan (CS) aerogel and assessed its adsorption efficacy for cationic (methylene blue, MB) and anionic (indigo carmine, IC) dyes. The maximal adsorption capabilities were determined to be  $221 \text{ mg g}^{-1}$  for IC and  $108 \text{ mg g}^{-1}$  for MB. The significant adsorption was ascribed to the abundant active sites in the microporous structure of the aerogel, which enabled fast diffusion and effective pollutant elimination.<sup>55</sup> Other studies have used CS-based composite aerogel as an eco-friendly gel to remove different types of cationic and anionic dyes, as shown in Table 1.

## Dyes adsorption removal mechanism

The adsorption ability of CS-based different composite aerogels as an eco-friendly gel for removing different types of dyes has been explained earlier. Now, we need to address a crucial





Table 1 Different CS-based aerogels for dyes adsorption<sup>a</sup>

Aerogel	Dye	Initial concentration mg L <sup>-1</sup>	pH	Adsorption capacity mg g <sup>-1</sup>	Removal %	References
CS/AG/MC	MB	50–400	9.1	73.1	87.5	56
	Acid black-172		4.85	71.5	82	
SMCS	MO	50	—	57.65	—	57
	MB			51.62		
	RhB			58.65		
	Sudan I			48.37		
	AB93			1428.7		
CS/CNF	AB93	175	2	1428.7	~99	58
BNCC/CMCT	MB	240	7.5	785	83.5	59
$\beta$ -CD-CS@HMTA	MB	500	2	395.7	—	60
	RhB			364.3		
	Alizarin red S			261		
	Acid orange 7			134.1		
	Bromophenol blue			29.842 g g <sup>-1</sup>		
NBNC/CS	Direct blue 6	4000	2–9	20.927 g g <sup>-1</sup>	—	61
	Plastic			118.7		
CS-PDA	MB	500	7.45	118.7	—	62
	MB	1000	6.35	734.4		
	Alizarin red S	500	4.43	288.8		
	Acid orange 7	500	6.72	214.3		
	RhB	1000	5.15	495.3		
CS/Zeolite	MB	750	—	108	92	55
	IC			221		
TEMPO-C/CS	MO	300	6	136.64	91.82	63
	MB	25	7	31.56	47	
DCBA bead	MB	500	10	653.3	91.4	64
	CR	2300	6	559.6	94.7	

<sup>a</sup> CS: chitosan; PDA: polydopamine;  $\beta$ -CD:  $\beta$ -cyclodextrin; HMTA: hexamethylenetetramine; BNCC: bifunctional nanocrystalline cellulose; CMCT: carboxymethylated chitosan; CNF: cellulose nanofibril; AG: alginate; DCBA: double-cross-linked biohybrid; MC: modified clay composite; SM: sulfhydryl modified; NB: nanobentonite; NC: nanocellulose; TEMPO: 2,2,6,6-tetramethylpiperidinyloxy; C: cellulose; MO: methyl orange; RhB: rhodamine B; AB93: acid blue 93.

question: how do these aerogels remove dyes from water? Dyes ions can exist either cationic (positive charge) or anionic (negative charge) and each type has a special mechanism. In general, the adsorption mechanism responsible for removing these dyes involves electrostatic attraction, hydrogen bonding, and  $n$ - $\pi$  interaction. He *et al.* presumed the adsorption mechanism between the (MO anionic dye) and regenerated cellulose/

chitosan composite aerogel (RC/CSGA) using glutaraldehyde (GA) as the crosslinking agent as follows: in acidic conditions; the amino group of aerogels is protonated, producing ( $-\text{NH}_3^+$  and  $-\text{NH}_2^+$ ) cationic groups with positive charges on the aerogel surface and the negative charge of the sulfonate group ( $-\text{SO}_3^-$ ) on MO dye, leading to strong electrostatic attraction. Furthermore, hydrogen bonds formed between hydrogen on the aerogel

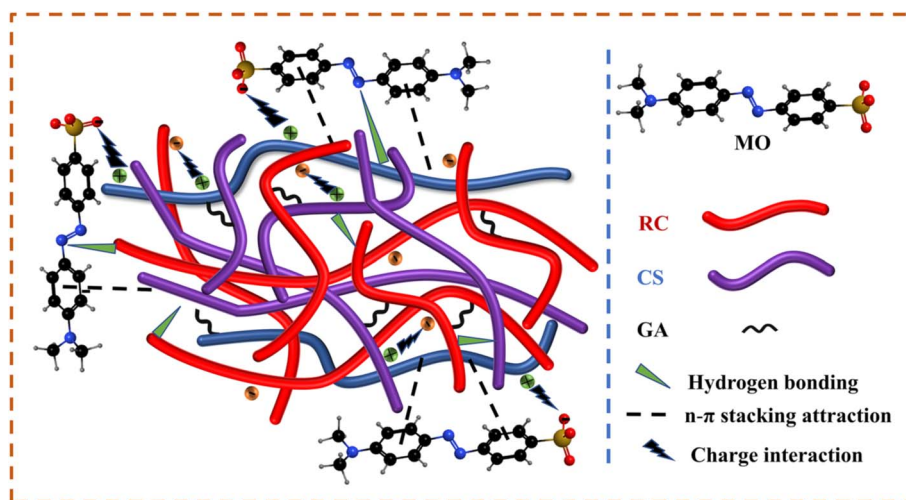


Fig. 3 Adsorption mechanism of methyl orange (MO) using regenerated cellulose/chitosan composite aerogel (RC/CSGA).<sup>65</sup>



surface and oxygen/nitrogen in MO, the adsorption mechanism illustrated in Fig. 3.<sup>65</sup> While, in alkaline conditions, the amino groups on the aerogel surface are deprotonated, changing  $-\text{NH}_3^+$  into neutral  $-\text{NH}_2$  which reduces the surface positive charge and may enhance the adsorption capability with cationic dyes *via* hydrogen bonding or other interactions.

### Removal of heavy metals

Numerous industrial and human activities, including industrial facilities, transportation, metallurgy, wastewater, combustion processes, mining, and agriculture, are the principal contributors to the release of heavy metals into aquatic ecosystems.<sup>66</sup> Heavy metals such as chromium, copper, nickel, cadmium, zinc, mercury, lead, *etc.*, existing in water are a critical problem that should be handled effectively due to the substantial threat they pose to the sustainability of ecosystems and human health.<sup>67,68</sup> The non-biodegradability, toxicity, and ability to accumulate in the human body present significant issues, posing long-term risks to human health and natural ecosystems.<sup>69</sup> Researchers have explored and tried many technologies, such as ion-exchange, electrolysis, flocculation, and chemical precipitation, to mitigate the risks posed by heavy metals in aqueous solutions.<sup>70–73</sup> Using these processes, a significant amount of contaminated water has been partially remediated. Nevertheless, the majority of these approaches are accompanied by drawbacks, including secondary pollutants, high costs, and low effectiveness, which restrict their wide use.<sup>74</sup> In contrast, bio-adsorption has been demonstrated to be the most suitable approach due to its operational flexibility, cost-effectiveness, and absence of secondary pollutants.<sup>75</sup> For instance, Wang and Li developed a three-dimensional (3D) interconnected porous chitosan aerogel that incorporates a combination of chitosan gelation and soft fine bubbles. The templates were initially employed using ultrasonic technology, with natural genipin, derived from the hydrolysis of geniposide by  $\beta$ -glucosidase, selected as the crosslinker. After that they investigated the adsorption ability toward copper ion ( $\text{Cu}^{2+}$ ) and the results demonstrated that the aerogel has excellent adsorption performance with an adsorption capacity of  $116.7 \text{ mg g}^{-1}$ . The existence of numerous interconnected pores facilitates the exposure of active adsorption sites, resulting in enhanced adsorption efficiency.<sup>76</sup> Tan *et al.* successfully prepared pineapple leaves and chitosan composite aerogels with different drying techniques. The as-prepared aerogels were highly porous, had strong acid resistance and were ultralightweight. The adsorption capacity has been examined to remove  $\text{Cr}(\text{vi})$  from water, and they found that the drying technique does not affect the adsorption capacity, whereas the optimum pH was 3 with  $211.4 \text{ mg g}^{-1}$  of high adsorption of  $\text{Cr}(\text{vi})$ .<sup>77</sup> To protect the environment not only by eliminating the pollutants but also by using waste materials, Li and his co-workers prepared aerogel by combining chitosan and waste office paper to remove ( $\text{Cu}^{2+}$ ). They have aerogels with acid resistance, excellent mechanical strength, and high adsorption capacity ( $156.3 \text{ mg g}^{-1}$ ).<sup>78</sup> In another work, Li *et al.* modified chitosan with ethylenediamine tetraacetic anhydride to

improve adsorption ability toward different types of heavy metals such as  $\text{Cu}^{2+}$ ,  $\text{Pb}^{2+}$ , and  $\text{Cd}^{2+}$ . The adsorption capacity at pH = 5 was  $108.14$ ,  $143.73$  and  $84.62 \text{ mg g}^{-1}$  for  $\text{Cu}^{2+}$ ,  $\text{Pb}^{2+}$ , and  $\text{Cd}^{2+}$ , respectively.<sup>79</sup> To investigate the adsorption capacity of CS-based aerogels against different heavy metals, Shahnaz *et al.* prepared a composite aerogel containing nanobentonite-incorporated nanocellulose/chitosan aerogel (NCNB) and examined its adsorption capacity for  $\text{Cr}(\text{vi})$ ,  $\text{Co}(\text{iii})$ , and  $\text{Cu}(\text{ii})$  at different pH levels. They found that the maximum removal efficiency was 98.9% ( $\text{Cr}(\text{vi})$ ), 97.45% ( $\text{Co}(\text{iii})$ ), and 99.01% ( $\text{Cu}(\text{ii})$ ) at optimum pH levels of 4, 2, and 5, respectively.<sup>80</sup> As mentioned before, CS-based aerogels have many features, among them high porosity, and to explore their relevance in adsorptive removal of heavy metals, Li *et al.* developed a cross-linked aerogel as an environmentally sustainable adsorbent characterized by low density ( $0.0283 \text{ g cm}^{-3}$ ) and high porosity (97.98%) and examined its adsorption capability for copper ions. The findings indicated that the synthesized aerogel demonstrated an exceptional adsorption capacity of  $21.38 \text{ mg g}^{-1}$ . They concluded that the adsorption mechanism was facilitated by the aerogel's high porosity, which enabled liquid absorption *via* capillary forces produced by the porous structure and reinforced by hydrogen bonding.<sup>81</sup> In the same context, Vareda *et al.* synthesized CS/silica aerogel with (96% porosity,  $17 \text{ cm}^3 \text{ g}^{-1}$  pore volume,  $33 \mu\text{m}$  pore diameter and  $2.05 \text{ m}^2 \text{ g}^{-1}$  specific surface area) and evaluated its adsorption capacity for copper ions. The results showed that the maximum adsorption capacity of  $40 \text{ mg g}^{-1}$  and they also observed decrease in porosity because of the interaction between aerogel and metal ions as well as the pore filling.<sup>82</sup> Many studies investigate the adsorption performance of CS-based different composite aerogels to remove different types of heavy metals, as summarised in Table 2.

### Heavy metals adsorption removal mechanism

Chitosan-based aerogels possess a significant number of amino and oxygen-containing functional groups (hydroxyl and carbonyl groups) on their surface, which facilitates the adsorption of different heavy metal ions. To clarify the importance of these functional groups through the adsorption process, Nie and his colleagues used citrus peel (CP), chitosan (CS), and bentonite (BT) to prepare a 3D porous aerogel for the removal of  $\text{Cu}(\text{ii})$  ions from wastewater. The results showed that the aerogel has an impressive adsorption capacity of  $861.58 \text{ mg g}^{-1}$  at pH = 5.5, and they proposed the adsorption mechanism (shown in Fig. 4) to be based on electrostatic attraction and chemical chelation. BT in the aerogel provides a negative surface charge, which attracts the positively charged  $\text{Cu}(\text{ii})$  ions electrostatically. Furthermore,  $-\text{NH}_2$  and  $-\text{OH}$  groups act as bidentate or tetradentate chelate ligands with copper ions.<sup>88,89</sup>

### Removal of microorganisms

The WHO states that infectious diseases are induced by harmful microorganisms, including bacteria, viruses, parasites, or fungi. These infectious diseases can be transmitted directly or indirectly between individuals. Zoonotic diseases are infectious



Table 2 Different CS-based aerogels for heavy metals adsorption<sup>a</sup>

Aerogel	Heavy metal	Initial concentration mg L <sup>-1</sup>	pH	Adsorption capacity mg g <sup>-1</sup>	Removal %	References
CS/silica	Cd(II)	200	3	64.74	96.84	83
CS/NFC	Pb(II)	150	—	252.6	85	84
AG/ME/CS	Pb(II)	2000	5.5	1331.6	95	85
CS/AG/MC	Cr(VI)	400	3.1	62.4	75	56
SM/CS	Cu(II)	200	6	81.15	—	57
	Pb(II)		5	38.87		
	Cd(II)		6	38.15		
β-CD-CS@HMTA	Cr(VI)	100	2	333.8	—	60
CS-PDA	Cr(VI)	100	2	374.4	80	62
	Pb(II)		5.5	441.2		
PDA@CNT/CS	As(V)	150	7	39	93.6	86
HPS	Cu(II)	200	5	59.21	—	54
PCCSA	Cu(II)	240	6	175.56	96.9	87

<sup>a</sup> NFC: nanofibrillated cellulose; PDA: polydopamine; CS: chitosan; CNT: carbon nanotube; β-CD: β-cyclodextrin; HMTA: hexamethylenetetramine; AG: alginate; ME: melamine; HPS: high-strength chitosan; MC: modified clay composite; PCCSA: polyethyleneimine-modified carboxymethyl chitosan aerogel; SM: sulfhydryl modified.

ailments originating in animals that can be transmitted to humans, resulting in illness,<sup>90</sup> make them seriously threatening to human health, living organisms, and the environment. Much effort focuses on removing these threats; however, it is still a challenge due to some limitations, such as high cost, limited efficiency, and harmful byproducts. As mentioned before, biopolymer has remarkable features; among them are low cost and no intermediate product. Chitosan possesses many amino (–NH<sub>2</sub>) and hydroxyl (–OH) groups, which can act as sites of coordination to form complexes with pollutant ions.<sup>91</sup>

Nevertheless, CS alone is inadequate owing to its weak chemisorption and limited antimicrobial efficacy. Consequently, it is extremely important to develop a scalable and eco-friendly approach to transform CS into multifunctional material exhibiting superior performance across various fields,<sup>92</sup> hence, chitosan aerogel, with the aforementioned advantages, demonstrates significant potential for the effective removal of various microorganisms. Nonetheless, limitations persist, including the low mechanical strength and high hydrophilicity of pure chitosan aerogel. To address these obstacles, an

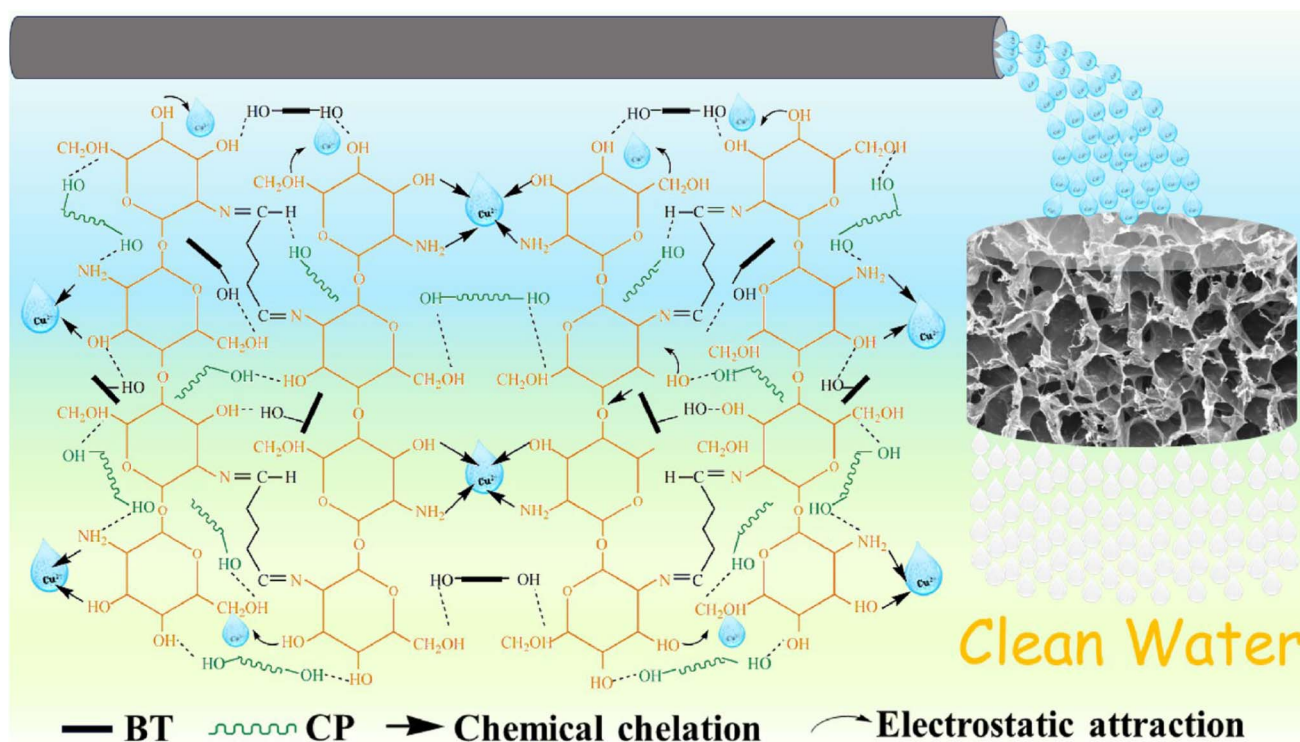


Fig. 4 Suggested adsorption mechanism of copper ions (Cu<sup>2+</sup>) using citrus peel/chitosan/bentonite (CP/CS/BT) aerogel.<sup>87</sup>



effective approach is the incorporation of appropriate fillers into the chitosan matrix.<sup>93</sup> Ko and Kim prepared dual cross-linked chitosan aerogel using itaconic acid (IA) and epichlorohydrin (ECH) as ionic and chemical crosslinking, respectively, and evaluated the antibacterial performance against Gram-negative bacteria (*E. coli*) and Gram-positive bacteria (*C. glutamicum*). The results show that the dual crosslinked aerogel has excellent antibacterial properties against both bacteria. It is attributed to the positive charge of  $\text{NH}_3^+$  groups on aerogel electrostatic interaction with the negative charge cell of bacteria, leading to destroying it ref. 40. Tang *et al.* prepared a multifunctional biomass composite aerogel containing chitosan (CS), nanocellulose (NC), and sodium phytate (PA-Na) and investigated its antibacterial properties against Gram-positive *S. aureus* and Gram-negative *E. coli*. The results demonstrated that the composite aerogel has good antimicrobial activity with the removal rate of 78.5% for *S. aureus* and 89.2% for *E. coli*. They proposed the removal mechanism based on the zeta potential of composite aerogel with a high positive charge that could adhere to the bacteria surface by electrostatic attraction, causing the destruction of the membrane cell and then cell death.<sup>94</sup> Julia and her co-workers synthesized chitosan-based aerogel modified with Tiliaplathyphyllos extract as a crosslinker and evaluated the antibacterial properties against *S. aureus* (Gram-positive bacteria). They observed that the modified aerogel has good antibacterial activity due to electrostatic attraction between the  $\text{NH}_3^+$  on the aerogel surface and the negative charge of lipoteichoic acids on the bacterial cell membrane, which causes blocking nutrient diffusion to the cell.<sup>95</sup> In other work, Rizal

*et al.* fabricated cellulose nanofibers (CNFs) and chitosan (CS) aerogel and examined the antibacterial ability towards Gram-negative and Gram-positive bacteria with initial bacteria counts of  $1.34 \times 10^8$  CFU  $\text{mL}^{-1}$  and  $1.56 \times 10^8$  CFU  $\text{mL}^{-1}$  for *E. coli* and *S. aureus*, respectively. They found the aerogel showed a 2-log reduction (99%) against both bacteria.<sup>96</sup> Similarly, Zhang and his colleagues investigated the antibacterial performance of as-prepared chitosan-based aerogel embedded amino-functionalized molybdenum disulfide nanosheets (CS/NMNSs) against *E. coli* and *S. aureus* and concluded the inactivation rate of bacteria for *E. coli* was 97.52% and for *S. aureus* was 99%. Gram-positive bacteria have significantly lower isoelectric points than Gram-negative bacteria, resulting in a considerably larger negative charge at the same pH level. Chitosan is positively charged, resulting in a stronger connection between the CS/NMNSs composite aerogel and *S. aureus* due to electrostatic interactions.<sup>97</sup> Heba *et al.* studied the effects of nanoparticles on antibacterial properties by developing a chitosan/polyvinyl alcohol composite, modifying it with different weight percentages of NiO nanoparticles, and testing its antibacterial ability against two Gram-positive bacteria (*Staphylococcus aureus* and *Bacillus cereus*) and two Gram-negative bacteria (*Escherichia coli* and *Salmonella Typhimurium*). The results show that the modified NiO/chitosan/PVA aerogel has higher antibacterial activity than the unmodified chitosan/PVA aerogel because the presence of thiol groups ( $-\text{SH}$ ) on the protein outer cell membrane attracts metallic ions, leading to damage to the bacterial membrane.<sup>98</sup> Another study by Batista *et al.* investigated the antibacterial efficacy of alginate-chitosan aerogel fibres against

Table 3 Different CS-based aerogels for microorganisms' removal<sup>a</sup>

Aerogel	Microorganisms	Initial concentration CFU $\text{mL}^{-1}$	Removal %	References
CS/NC/PA-Na	<i>S. aureus</i>	$1 \times 10^6$	78.5%	92
	<i>E. coli</i>		89.2%	
CS/CNFs	<i>S. aureus</i>	$1.56 \times 10^8$	99%	94
	<i>E. coli</i>	$1.34 \times 10^8$		
CS/NMNSs	<i>S. aureus</i>	$1 \times 10^8$	99%	95
	<i>E. coli</i>		97.52%	
CS/SBA-15	<i>S. aureus</i>	$2.75 \times 10^7$	100%	101
	<i>E. coli</i>	$1.05 \times 10^7$		
WPI/CS/CA/ $\epsilon$ -PLH	<i>S. aureus</i>	—	80%	102
	<i>E. coli</i>			
	<i>Salmonella</i>			
	<i>Listeria monocytogenes</i>			
NADES/PVA/CS	<i>S. aureus</i>	$10^6$	—	103
	<i>E. coli</i>			
Amino acid functionalized CS	<i>S. aureus</i>	—	~100%	104
	<i>E. coli</i>			
	<i>V. parahaemolyticus</i>			
AG/CS	<i>S. aureus</i>	$\sim 10^6$	22.03%	100
	<i>E. coli</i>		23.98%	
CS coated PCL/n-HA	<i>S. aureus</i>	$3 \times 10^5$	98%	105
	<i>E. coli</i>			
CSI	<i>S. aureus</i>	$10^6$ – $10^7$	~100%	106
	<i>E. coli</i>			

<sup>a</sup> CS: chitosan; NC: nano cellulose; PA-Na: sodium phytate; CNFs: cellulose nanofibers; NMNSs: amino-functionalized molybdenum disulfide; WPI: whey protein isolate; CA: citric acid;  $\epsilon$ -PLH:  $\epsilon$ -polylysine hydrochloride; *S. aureus*: *Staphylococcus aureus*; *E. coli*: *Escherichia coli*; PVA: polyvinyl alcohol; NADES: natural deep eutectic solvents; PCL: polycaprolactone; n-HA: nano-hydroxyapatite; AG: alginate; CSI: chitosan-itaconic acid.





*Staphylococcus aureus* and *Klebsiella pneumoniae* and compared them with Kaltostat's efficiency. Kaltostat is a calcium alginate-based wound dressing used for absorbing exudate and protecting wounds. The findings show that the alginate-chitosan aerogel fibres have a higher antibacterial activity than Kaltostat.<sup>99</sup> Pan *et al.* developed an alginate/chitosan aerogel and assessed its antibacterial efficacy against *Staphylococcus aureus* and *Escherichia coli*. The aerogel demonstrated significant antibacterial efficacy, owing to its porous structure that enables direct interaction with bacteria. This interaction happens either *via* chemical bonding between the active sites within the pores and bacterial cells, or through the physical entrapment of bacteria within the porous matrix.<sup>100</sup> Table 3 illustrates different CS-based aerogels used for microorganism removal.

### Microorganism removal mechanism

The effective antibacterial properties of chitosan (CS) are due to the presence of protonated amino groups ( $-\text{NH}_3^+$ ), which interact electrostatically with negatively charged bacterial cells.

However, as mentioned before, CS has some drawbacks, such as low mechanical strength and hydrophilicity. For that reason, Yang *et al.* have developed a multifunctional dual-network chitosan/itaconic acid (CSI) aerogel with adaptability by freeze-drying and vacuum heat treatment procedures. Through the regulation of temperature and duration during the amidation reaction, the electrostatic interactions between chitosan (CS) and itaconic acid (IA) were properly transformed into amide bonds within frozen aerogel, with IA serving as an effective *in situ* cross-linking agent, resulting in CSI aerogels with varying electrostatic/covalent cross-linking ratios. The heat treatment and modification of the covalent cross-linking degree of CSI aerogel altered its microstructure and density, resulting in improved performance. This modification transformed the material from superhydrophilic to hydrophobic, thereby demonstrating enhanced stability and thermal transfer efficiency. Moreover, the development of chemically cross-linked sites (*i.e.*, amide bonds) and covalently cross-linked networks significantly improved the mechanical characteristics and water resistance (Fig. 5).<sup>106</sup>

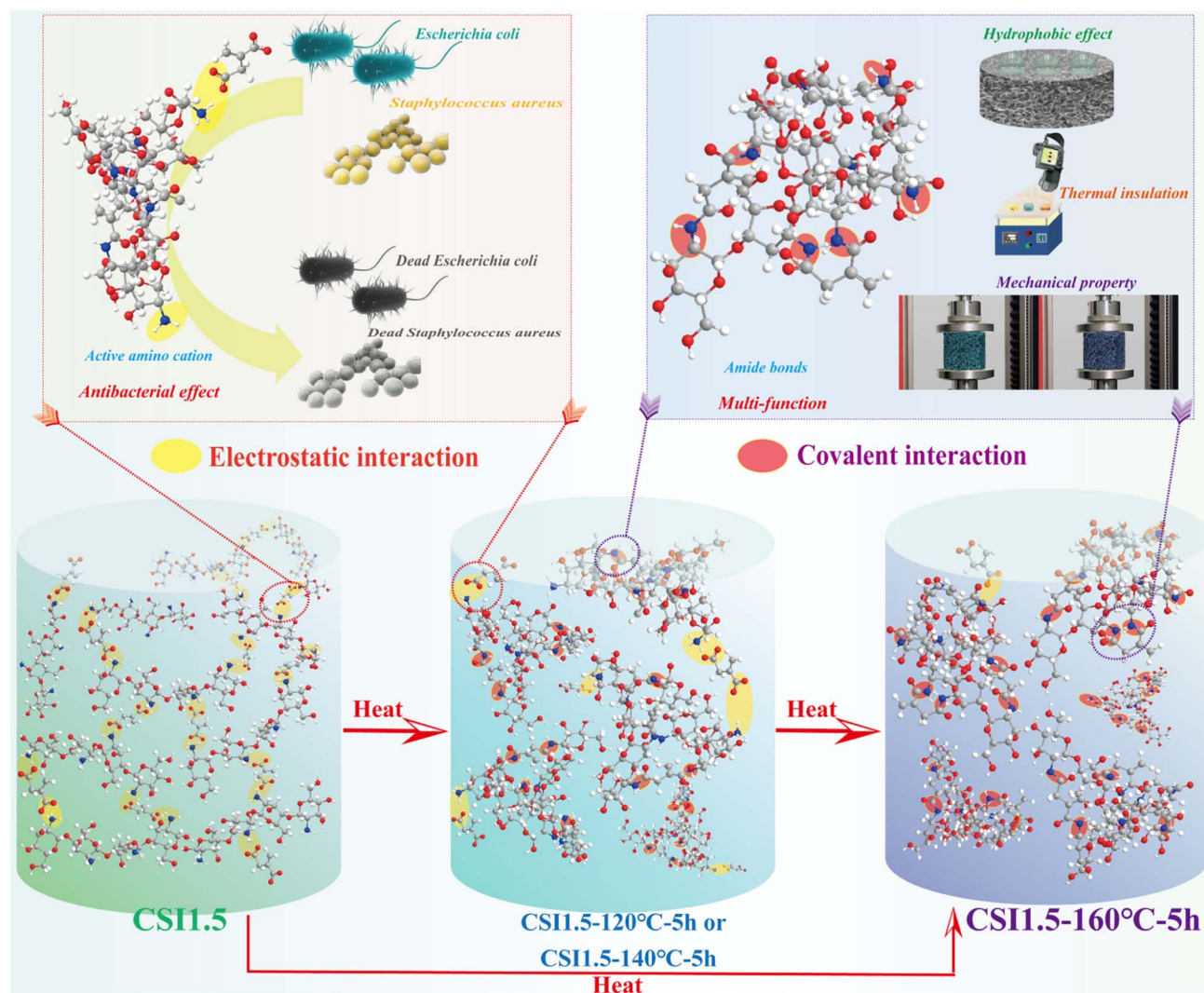


Fig. 5 Antibacterial mechanism and multifunctionality of dual-network chitosan aerogel.<sup>106</sup>



## Removal of pharmaceuticals

The growth of population and developments in healthcare technology are driving the escalation of pharmaceutical drug production and consumption. Nevertheless, untreated hospital and pharmaceutical effluents, along with insufficient pharmaceutical waste management, have resulted in the discharge of medications into the environment. Pharmaceutical residues are enduring pollutants that present a considerable threat to human health, even at acceptable doses, due to their high toxicity and low biodegradability.<sup>107</sup> Kim *et al.* synthesized a thermally-activated gelatin–chitosan aerogel and tested the removal efficiency toward ibuprofen (IBP) and naproxen (NPX) with an initial concentration of 3 mg L<sup>−1</sup> and pH = 6. The results showed that the removal efficiency was 99.28% for IBP and 96.39% for NPX.<sup>108</sup> In another study, Ravi and his co-workers prepared covalent organic polymers (COPs)/chitosan multifunctional aerogels and examined their removal ability against diclofenac sodium (DFS). The results showed that the aerogels exhibit effective (DFS) removal capabilities; nevertheless, their powdered nature renders them unsuitable for industrial use. For that, they developed an amine- and carboxyl group-rich aromatic COP (CCP-NH<sub>2</sub>)/chitosan aerogel and evaluated the adsorption ability to remove DFS from water. The findings indicate that the aerogel demonstrated a substantial surface area and mechanical strength, minimal density, remarkable stability in diverse solvents, and ease of processing into various forms. Furthermore, a substantial DFS adsorption capacity of 501 mg g<sup>−1</sup>.<sup>109</sup> Natália *et al.* prepared hydrophobic CS@CNC-HTA beads aerogel to solve the hydrophilicity issue; they investigated the adsorption capacity for removing sildenafil citrate and cetylpyridinium chloride in water. The findings

demonstrated that the removal rate of sildenafil citrate was 86 mg g<sup>−1</sup> (73%), whereas it was 390 mg g<sup>−1</sup> (90%) for cetylpyridinium chloride 52. Recently, Keli *et al.* synthesized cross-linked chitosan aerogel using bifunctional aldehydes (glutaraldehyde) as cross-linking agent and examined the adsorption removal of ibuprofen from water. The results showed that the cross-linked chitosan aerogel has excellent adsorption ability to remove ibuprofen with 596 mg g<sup>−1</sup> adsorption capacity. The adsorption mechanism of ibuprofen onto chitosan aerogel is elucidated by the protonation of chitosan's amine groups (NH<sub>3</sub><sup>+</sup>) under acidic conditions, resulting in a positively charged molecule. Ibuprofen includes carboxyl groups (−COOH) that can ionize, acquiring a negative charge (−COO<sup>−</sup>). Consequently, these attributes promote electrostatic interactions and hydrogen bonds between the protonated amino groups of chitosan and the ionised carboxyl groups of ibuprofen. Moreover, van der Waals interactions facilitate the adsorption of ibuprofen onto the porous surfaces of the aerogel, particularly in regions of near molecular contact.<sup>110</sup> Balkis *et al.* synthesized chitosan/silica (CS/silica) aerogels characterized by high surface area and porosity and examined their adsorption efficacy for three pharmaceutical compounds at different silica weight ratios. The incorporation of silica markedly enhanced internal porosity and surface area, resulting in improved removal efficiency.<sup>111</sup> Many studies used different CS-based aerogels to remove various types of pharmaceuticals, as shown in Table 4.

## Pharmaceuticals removal mechanism

Chen *et al.* prepared ultralight chitosan/activated biochar composite aerogel (CS-ABCs) and evaluated the adsorption

Table 4 Different CS-based aerogels for pharmaceuticals removal<sup>a</sup>

Aerogel	Pharmaceuticals	Initial concentration mg L <sup>−1</sup>	pH	Adsorption capacity mg g <sup>−1</sup>	Removal %	References
CGC-MOF	IBP	3	7	—	99.28%	108
	NPX				93.39%	
CCN-AG	DFS	30	4	501	~98%	109
CS@CNC-HTA	SIL	100	6	86	73%	52
	CPC	100		390	90%	
CS	IBP	100	2	596	83%	110
Silica/CS	Carbamazepine	180.42	8.5	1610	96.8%	111
	IBP	201.92		1773	95.4%	
	Diclofenac	51.83		390	97.4%	
CS	RIF	30	7	66.91	—	112
	STM			11		
	IBP			24.21		
CS/ABC	KTP	50	4	130.29	—	113
ZIF-67/QGO/SB-CS	DOX	10	—	1300	—	114
	TC	400		1375		
	RFP	1000		100		
	MNZ	100		300		
	IBP	10		250		

<sup>a</sup> IBP: ibuprofen; NPX: naproxen; CGC: chitosan–Gelation-composite; MOF: metal organic framework; DFS: diclofenac sodium; CCN: covalent organic polymer–chitosan-aerogel; CNC: cellulose nanocrystals; HTA: hydrophobized tannic acid; SIL: sildenafil citrate; CPC: cetylpyridinium chloride; RIF: rifampicin; STM: streptomycin; ABC: activated biochar; KTP: ketoprofen; TC: tetracycline; DOX: doxorubicin hydrochloride; RFP: rifampicin; MNZ: metronidazole; ZIF: metal–organic framework; QGO: benzoquinone-functionalized GO; SB-CS: sulfobetaine-modified chitosan.



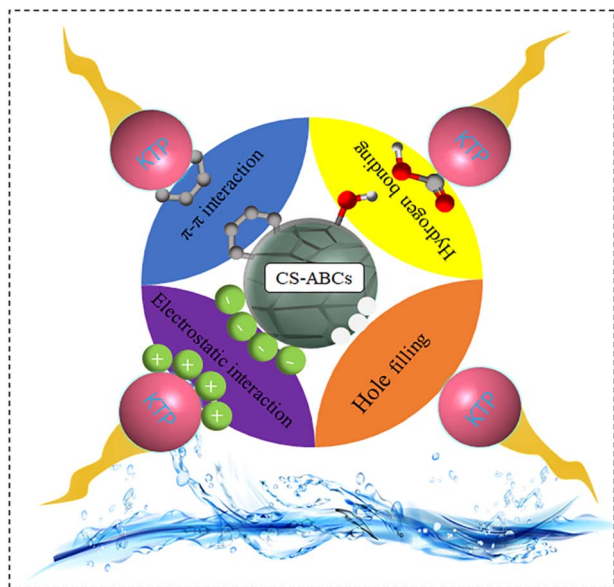


Fig. 6 Possible adsorption mechanisms for KTP removal using CS-ABCs aerogel.<sup>113</sup>

capacity for ketoprofen (KTP) removal with a  $50 \text{ mg L}^{-1}$  initial concentration. They found that the maximum adsorption capacity under  $\text{pH} = 4$  was  $130.29 \text{ mg g}^{-1}$ . Fig. 6 illustrates four potential mechanisms for the sorption of KTP from aqueous solution onto CS-ABCs. (1) Hydrogen bonding occurred due to the abundant hydroxyl groups of CS-ABCs acting as hydrogen acceptors, while the carboxyl groups of KTP served as hydrogen donors. (2)  $\pi$ - $\pi$  interactions were established between the graphitized structure of activated biochar in CS-ABCs and the aromatic structures present in KTP molecules. (3) Electrostatic interaction occurred as positively charged composite aerogel globules interacted with KTP anions in the solution. (4) Hole filling was facilitated by the developed 3D layered network structure within the composite aerogel globules, which featured suitable pore sizes (3.8 nm, 5.7 nm and 9.6 nm) and a porous activated biochar skeleton that supported the attachment of nanoscale KTP molecules (volume =  $657.639 \text{ \AA}^3$ ).<sup>113</sup>

### Limitations and future aspects

Chitosan-based aerogels have garnered interest as sustainable and multifunctional materials for addressing diverse water pollutants, such as dyes, heavy metals, microbes, and pharmaceutical residues. Nevertheless, despite their potential, several significant restrictions persist. Their structural stability typically deteriorates in neutral and alkaline pH environments, adversely affecting both durability and reusability. A significant concern is that numerous studies conducted to date focus on single-pollutant systems in controlled batch environments, which may not accurately reflect the complexities of real wastewater streams. The development of aerogel formulations with improved chemical stability and the capability to target multiple contaminants is essential. Integrating chitosan aerogels into hybrid systems, such as membrane technologies or

catalytic platforms, may improve their operational efficacy. Furthermore, incorporating studies on virus elimination could enhance their environmental and medicinal significance. The ultimate goal of future initiatives continues to be bridging the gap between successful laboratory experiments and real-world application.

## Conclusion

Recent advancements in application of chitosan-based aerogel adsorbents demonstrate their potential as environmentally friendly, efficient, and biodegradable materials for the removal of various contaminants, including dyes, heavy metals, microorganisms, and pharmaceutical waste ions, which are detrimental to aquatic ecosystems and living organisms. Furthermore, chitosan-based aerogel possesses a high number of  $-\text{NH}_2$  and  $-\text{OH}$  groups, acting as binding sites for the removal of these contaminant ions *via* electrostatic interactions, hydrogen bonding, or chelation. However, it exhibits some drawbacks, such as poor mechanical strength, dense structure, hydrophilicity, and lower porosity, which could affect the adsorption capacity. These issues have been solved using different techniques like blending with nanofillers, chemical and/or ionic cross-linkers, and designing composite aerogels. The modified chitosan aerogel exhibits remarkable adsorption capabilities toward different types of dyes, heavy metals, microorganisms, and pharmaceutical ions due to the abundance of  $-\text{NH}_2$  groups that exist on the aerogel surface. Many factors affect adsorption performance, among them pH. For instance, at acidic conditions, the  $-\text{NH}_2$  groups are protonated, making the aerogel positively charged, which binds with the negative charge of contaminant ions by electrostatic interaction. Meanwhile, in alkaline conditions, the  $-\text{NH}_2$  groups deprotonated, leading to the aerogel having a negative charge, causing it to bind electrostatically with the positive charge of contaminant ions. Also, the modified aerogel presented excellent antibacterial activity not only by adsorbing the microorganisms but even by eliminating them, making it a promising candidate in biomedical applications.

## Conflicts of interest

The authors declare no conflict of interest.

## Data availability

No primary research results, software or code have been included and no new data were generated or analyzed as part of this review.

## References

- 1 M. T. ALSamman and J. Sanchez, Recent advances on hydrogels based on chitosan and alginate for the adsorption of dyes and metal ions from water, *Arabian J. Chem.*, 2021, **14**, 103455, DOI: [10.1016/j.arabjc.2021.103455](https://doi.org/10.1016/j.arabjc.2021.103455).





- 2 M. Bartolomeu, M. G. P. M. S. Neves, M. A. Faustino and A. Almeida, Wastewater chemical contaminants: remediation by Advanced Oxidation Processes, *Photochem. Photobiol. Sci.*, 2018, **17**, 1573–1598, DOI: [10.1039/c8pp00249e](#).
- 3 C. Di Marcantonio, A. Chiavola, D. Spagnoli, B. Meşe, F. Margarita, V. Gioia, A. Frugis, S. Leoni, G. Cecchini, M. Spizzirri and M. R. Boni, Linking conventional activated sludge treatment plant performances for micropollutants removal to environmental risk and SimpleTreat model assessment, *Int. J. Environ. Sci. Technol.*, 2024, **21**, 7373–7386, DOI: [10.1007/s13762-024-05476-0](#).
- 4 H. Tahraoui, S. Toumi, M. Boudoukhani, N. Touzout, A. N. E. H. Sid, A. Amrane, A.-E. Belhadj, M. Hadjadj, Y. Laichi, M. Aboumustapha, *et al.*, Evaluating the Effectiveness of Coagulation–Flocculation Treatment Using Aluminum Sulfate on a Polluted Surface Water Source: A Year-Long Study, *Water*, 2024, **16**, 400, DOI: [10.3390/w16030400](#).
- 5 A. Reyes-Serrano, J. E. López-Alejo, M. A. Hernández-Cortázar and I. Elizalde, Removing contaminants from tannery wastewater by chemical precipitation using CaO and Ca(OH)<sub>2</sub>, *Chin. J. Chem. Eng.*, 2020, **28**(Issue 4), 1107–1111, DOI: [10.1016/j.cjche.2019.12.023](#).
- 6 D. Sahu, S. P. S. R. Verma, I. Karbhal, M. K. Deb, A. Tamrakar, K. K. G. K. Shrivastava and M. L. Satnami, Applications of different adsorbent materials for the removal of organic and inorganic contaminants from water and wastewater – A review, *Desalin. Water Treat.*, 2024, **317**, 100253, DOI: [10.1016/j.dwt.2024.100253](#).
- 7 N. e. Hira, S. S. M. Lock, N. F. Shoparwe, I. S. M. Lock, L. G. Lim, C. L. Yiin, Y. H. Chan and M. Hassam, Review of Adsorption Studies for Contaminant Removal from Wastewater Using Molecular Simulation, *Sustainability*, 2023, **15**, 1510, DOI: [10.3390/su15021510](#).
- 8 A. Widya Utari and H. Herdiansyah, Using filtration as a technology to remove pollutants in domestic wastewater, *IOP Conf. Ser.: Mater. Sci. Eng.*, 2020, **725**, 012025, DOI: [10.1088/1757-899X/725/1/012025](#).
- 9 A. Qays Jasim and S. Kathum Ajjam, Removal of heavy metal ions from wastewater using ion exchange resin in a batch process with kinetic isotherm, *S. Afr. J. Chem. Eng.*, 2024, **49**, 43–54, DOI: [10.1016/j.sajce.2024.04.002](#).
- 10 A. Rajan, S. Sreedharan and Dr V. Babu, Solvent extraction and adsorption technique for the treatment of pesticide effluent, *Civ. Eng. Urban Plan.: Int. J.*, 2016, **3**(2), 155–165, DOI: [10.5121/civej.2016.3214](#).
- 11 D. Indira, W. Simanjuntak, T. Yandri, N. N. Sudibyo and Y. Gusti Wibowo, Investigation of electrochemical treatment for real hospital wastewater and its future prospect, *Global NEST J.*, 2024, **26**(5), 06023, DOI: [10.30955/gnj.006023](#).
- 12 N. Lopez-Herguedas, M. Irazola, I. Alvarez-Mora, L. Mijangos, D. Bilbao, N. Etxebarria, O. Zuloaga, M. Olivares and A. Prieto, Evaluating membrane bioreactor treatment for the elimination of emerging contaminants using different analytical methods, *J. Hazard. Mater.*, 2024, **463**(5), 132833, DOI: [10.1016/j.jhazmat.2023.132833](#).
- 13 M. P. Rayaroth, G. Boczkaj, O. Aubry, U. K. Aravind and C. T. Aravindakumar, Advanced Oxidation Processes for Degradation of Water Pollutants—Ambivalent Impact of Carbonate Species: A Review, *Water*, 2023, **15**, 1615, DOI: [10.3390/w15081615](#).
- 14 J. Singh, A. Kumar, A. Pathak and T. Palai, Adsorptive Removal of Arsenic(III) from Contaminated Water Using Rice Husk, Tea Waste and Sugarcane Bagasse Bio-adsorbents, *Water, Air, Soil Pollut.*, 2023, **234**, 308, DOI: [10.1007/s11270-023-06308-6](#).
- 15 A. A. Alsarayreh, S. A. Ibrahim, S. J. Alhamd, T. A. Ibrahim and M. N. Abbas, Removal of selenium ions from contaminated aqueous solutions by adsorption using lemon peels as a non-conventional medium, *Karbala Int. J. Mod. Sci.*, 2024, **10**, 4, DOI: [10.33640/2405-609X.3375](#).
- 16 S. Boivin and T. Fujioka, Membrane fouling control and contaminant removal during direct nanofiltration of surface water, *Desalination*, 2024, **581**, 117607, DOI: [10.1016/j.desal.2024.117607](#).
- 17 V. Katheresan, J. Kansedo and S. Y. Lau, Efficiency of Various Recent Wastewater Dye Removal Methods: A Review, *J. Environ. Chem. Eng.*, 2018, **6**, 4676–4697, DOI: [10.1016/j.jece.2018.06.060](#).
- 18 G. Rando, E. Scalone and S. Sfameni, Maria Rosaria Plutino, Functional Bio-Based Polymeric Hydrogels for Wastewater Treatment: From Remediation to Sensing Applications, *Gels*, 2024, **10**, 498, DOI: [10.3390/gels10080498](#).
- 19 M. Akter, M. Bhattacharjee, A. Kumar Dhar, F. B. A. Rahman, S. Haque, T. Ur Rashid and S. M. Fijul Kabir, Cellulose-Based Hydrogels for Wastewater Treatment: A Concise Review, *Gels*, 2021, **7**, 30, DOI: [10.3390/gels7010030](#).
- 20 S. Moosavi, C. W. Lai, S. Gan, G. Zamiri, O. Akbarzadeh Pivchezhani and M. R. Johan, Application of Efficient Magnetic Particles and Activated Carbon for Dye Removal from Wastewater, *ACS Omega*, 2020, **5**, 20684–20697, DOI: [10.1021/acsomega.0c01905](#).
- 21 M. M. EL-Rabiei, A. A. Farghali, G. M. Abdel-hafez, N. Shehata and M. M. Faisle, kaolin and their application in removing heavy metals ions from real municipal wastewater, *Lab. Fayoum J. Sci. Interdiscip. Stud.*, 2023, **1**(3), 17–22, DOI: [10.21608/IFJSIS.2023.230083.1039](#).
- 22 B. Zieliński, P. Miądlicki and J. Przepiórski, Development of activated carbon for removal of pesticides from water: case study, *Sci. Rep.*, 2022, **12**, 20869, DOI: [10.1038/s41598-022-25247-6](#).
- 23 U. M. Kakar, Z. Tauanov, S. Azat, N. Ahmad Ahmadi, M. H. Hassand, A. Sarwari, A. W. Monib and P. Niazi, Carbon Nanotubes as Adsorbents for Heavy Metals: Focus on Arsenic and Hydrargyrum Removal from Water, *J. Chem. Stud.*, 2024, **3**(1), 7–20, DOI: [10.32996/jcs.2024.3.1.2](#).
- 24 M. J. Nalbandian, M. Zhang, J. Sanchez, Y.-Ho Choa, J. Nam, D. M. Cwiertny and N. V. Myung, Synthesis and optimization of Fe<sub>2</sub>O<sub>3</sub> nanofibers for chromate adsorption





- from contaminated water sources, *Chemosphere*, 2016, **144**, 975–981, DOI: [10.1016/j.chemosphere.2015.08.056](https://doi.org/10.1016/j.chemosphere.2015.08.056).
- 25 D. Malwal and P. Gopinath, Efficient adsorption and antibacterial properties of electrospun CuO-ZnO composite nanofibers for water remediation, *J. Hazard. Mater.*, 2017, **321**(5), 611–621, DOI: [10.1016/j.jhazmat.2016.09.050](https://doi.org/10.1016/j.jhazmat.2016.09.050).
  - 26 J.-H. Li, J.-Y. Li, H. Meng, S.-Y. Xie, B.-W. Zhang, L.-F. Li and M. Yu, Ultra-light, compressible and fire-resistant graphene aerogel as a highly efficient and recyclable absorbent for organic liquids, *J. Mater. Chem. A*, 2014, **2**(9), 2934–2941, DOI: [10.1039/C3TA14725H](https://doi.org/10.1039/C3TA14725H).
  - 27 A. Jeyaseelan, I. A. Kumar, N. Viswanathan and Mu. Naushad, Rationally designed and hierarchically structured functionalized aluminium organic frameworks incorporated chitosan hybrid beads for defluoridation of water, *Int. J. Biol. Macromol.*, 2022, **207**(15), 941–951, DOI: [10.1016/j.ijbiomac.2022.03.129](https://doi.org/10.1016/j.ijbiomac.2022.03.129).
  - 28 H. Karimi-Maleh, C. Karaman, O. Karaman, F. Karimi, Y. Vasseghian, L. Fu, M. Baghayeri, J. Rouhi, P. Senthil Kumar, P.-L. Show, S. Rajendran, A. L. Sanati and A. Mirabi, Nanochemistry approach for the fabrication of Fe and N co-decorated biomass-derived activated carbon frameworks: a promising oxygen reduction reaction electrocatalyst in neutral media, *J. Nanostruct. Chem.*, 2022, **12**, 429–439, DOI: [10.1007/s40097-022-00492-3](https://doi.org/10.1007/s40097-022-00492-3).
  - 29 A. Zanotti, L. Baldino, S. Cardea and E. Reverchon, Methyl Orange Adsorption Using Chitosan-Based Composite Aerogels Produced by Supercritical Gel Drying, *Polysaccharides*, 2025, **6**, 1, DOI: [10.3390/polysaccharides6010001](https://doi.org/10.3390/polysaccharides6010001).
  - 30 X. Zhao, X. Wang and T. Lou, Simultaneous Adsorption for Cationic and Anionic Dyes Using Chitosan/Electrospun Sodium Alginate Nanofiber Composite Sponges, *Carbohydr. Polym.*, 2022, **276**, 118728, DOI: [10.1016/j.carbpol.2021.118728](https://doi.org/10.1016/j.carbpol.2021.118728).
  - 31 P. Grzybek, Ł. Jakubski and G. Dudek, Neat Chitosan Porous Materials: A Review of Preparation, Structure Characterization and Application, *Int. J. Mol. Sci.*, 2022, **23**, 9932, DOI: [10.3390/ijms23179932](https://doi.org/10.3390/ijms23179932).
  - 32 A. C. Boccia, M. Neagu and A. Pulvirenti, Bio-Based Aerogels for the Removal of Heavy Metal Ions and Oils from Water: Novel Solutions for Environmental Remediation, *Gels*, 2024, **10**, 32, DOI: [10.3390/gels10010032](https://doi.org/10.3390/gels10010032).
  - 33 E. Ko and H. Kim, Preparation of chitosan aerogel crosslinked in chemical and ionic ways by non-acid condition for wound dressing, *Int. J. Biol. Macromol.*, 2020, **164**, 2177–2185, DOI: [10.1016/j.ijbiomac.2020.08.00](https://doi.org/10.1016/j.ijbiomac.2020.08.00).
  - 34 J. Yang, X. Chen, J. Zhang, Y. Wang, H. Wen and J. Xie, Role of chitosan-based hydrogels in pollutants adsorption and freshwater harvesting: A critical review, *Int. J. Biol. Macromol.*, 2021, **189**, 53–64, DOI: [10.1016/j.ijbiomac.2021.08.04](https://doi.org/10.1016/j.ijbiomac.2021.08.04).
  - 35 C. Fu, Li Yao and Z. Guo, Biomass chitosan-based complexes with superwettability for oil–water separation, *Mater. Today Chem.*, 2024, **40**, 102265, DOI: [10.1016/j.mtchem.2024.102265](https://doi.org/10.1016/j.mtchem.2024.102265).
  - 36 J. Paul and S. S. Ahankari, Nanocellulose-based aerogels for water purification: a review, *Carbohydr. Polym.*, 2023, **309**, 120677, DOI: [10.1016/j.carbpol.2023.120677](https://doi.org/10.1016/j.carbpol.2023.120677).
  - 37 L. E. Nita, A. Ghilan, A. G. Rusu, I. Neamtu and A. P. Chiriac, New trends in bio-based aerogels, *Pharmaceutics*, 2020, **12**, 449, DOI: [10.3390/pharmaceutics12050449](https://doi.org/10.3390/pharmaceutics12050449).
  - 38 R. Ganesamoorthy, V. K. Vadivel, R. Kumar, O. S. Kushwaha and H. Mamane, Aerogels for water treatment: a review, *J. Cleaner Prod.*, 2021, **329**, 129713, DOI: [10.1016/j.jclepro.2021.129713](https://doi.org/10.1016/j.jclepro.2021.129713).
  - 39 K. C. Lai, B. Y. Z. Hiew, L. Y. Lee, S. Gan, S. Thangalazhy-Gopakumar, W. S. Chiu and P. S. Khiew, Ice-templated graphene oxide/chitosan aerogel as an effective adsorbent for sequestration of metanil yellow dye, *Bioresour. Technol.*, 2019, **274**, 134–144, DOI: [10.1016/j.biortech.2018.11.048](https://doi.org/10.1016/j.biortech.2018.11.048).
  - 40 E. Ko and H. Kim, Preparation of chitosan aerogel crosslinked in chemical and ionic ways by non-acid condition for wound dressing, *Int. J. Biol. Macromol.*, 2020, **164**, 2177–2185, DOI: [10.1016/j.ijbiomac.2020.08.008](https://doi.org/10.1016/j.ijbiomac.2020.08.008).
  - 41 C.-Q. Ruan, M. Strømme and J. Lindh, Preparation of porous 2,3-dialdehyde cellulose beads crosslinked with chitosan and their application in adsorption of congo red dye, *Carbohydr. Polym.*, 2018, **181**, 200–207, DOI: [10.1016/j.carbpol.2017.10.072](https://doi.org/10.1016/j.carbpol.2017.10.072).
  - 42 S. P. Strand, M. S. Vandvik, K. M. Vårum and K. Østgaard, Screening of chitosans and conditions for bacterial flocculation, *Biomacromolecules*, 2001, **2**(1), 126–133, DOI: [10.1021/bm005601x](https://doi.org/10.1021/bm005601x).
  - 43 M. R. Leedy, H. J. Martin, P. A. Norowski, J. A. Jennings, W. O. Haggard and J. D. Bumgardner, Use of Chitosan as a Bioactive Implant Coating for Bone-Implant Applications, in *Chitosan for Biomaterials II. Advances in Polymer Science*, ed. Jayakumar, R., Prabakaran, M. and Muzzarelli, R., Springer, Berlin, Heidelberg, 2011, vol. 244, DOI: [10.1007/12\\_2011\\_115](https://doi.org/10.1007/12_2011_115).
  - 44 Q. Long, Z. Zhang, G. Qi, Z. Wang, Y. Chen and Z.-Q. Liu, Fabrication of Chitosan Nanofiltration Membranes by the Film Casting Strategy for Effective Removal of Dyes/Salts in Textile Wastewater, *ACS Sustain. Chem. Eng.*, 2020, **8**, 2512–2522, DOI: [10.1021/acssuschemeng.9b07026](https://doi.org/10.1021/acssuschemeng.9b07026).
  - 45 K. T. Kubra, M. S. Salman, H. Znad and M. N. Hasan, Efficient encapsulation of toxic dye from wastewater using biodegradable polymeric adsorbent, *J. Mol. Liq.*, 2021, **329**, 115541, DOI: [10.1016/j.molliq.2021.115541](https://doi.org/10.1016/j.molliq.2021.115541).
  - 46 J. Wang and S. Zhuang, Removal of various pollutants from water and wastewater by modified chitosan adsorbents, *Crit. Rev. Environ. Sci. Technol.*, 2017, **47**, 2331–2386, DOI: [10.1080/10643389.2017.1421845](https://doi.org/10.1080/10643389.2017.1421845).
  - 47 Q. Liu, H. Yu, F. Zeng, X. Li, J. Sun, C. Li, H. Lin and Z. Su, HKUST-1 modified ultrastability cellulose/chitosan composite aerogel for highly efficient removal of methylene blue, *Carbohydr. Polym.*, 2021, **255**, 117402, DOI: [10.1016/j.carbpol.2020.117402](https://doi.org/10.1016/j.carbpol.2020.117402).
  - 48 H. Sai, R. Fu, L. Xing, J. Xiang, Z. Li, F. Li and T. Zhang, Surface modification of bacterial cellulose aerogels' web-like skeleton for oil/water separation, *ACS Appl. Mater.*



- Interfaces*, 2015, 7, 7373–7381, DOI: [10.1021/acsami.5b00846](#).
- 49 A. Varamesh, B. D. Abraham, H. Wang, P. Berton, H. Zhao, K. Gourlay, G. Minhas, Q. Lu, S. L. Bryant and J. Hu, Multifunctional fully biobased aerogels for water remediation: Applications for dye and heavy metal adsorption and oil/water separation, *J. Hazard. Mater.*, 2023, **457**, 131824, DOI: [10.1016/j.jhazmat.2023.131824](#).
  - 50 M. Tan, S. Zheng, H. Lv, B. Wang, Q. Zhao and B. Zhao, Rational design and synthesis of chitosan–quinoa polysaccharide composite aerogel and its adsorption properties for Congo red and methylene blue, *New J. Chem.*, 2021, **45**(22), 9829–9837, DOI: [10.1039/d1nj01212f](#).
  - 51 M. S. de Luna and M. Sirignano, Upcycling soot particles into chitosan-based aerogels for water purification from organic pollutants, *J. Hazard. Mater. Lett.*, 2021, **2**, 100019, DOI: [10.1016/j.hazl.2021.100019](#).
  - 52 N. Gabriele Camparotto, T. de F. Neves, V. Roberto Mastelaro and P. Prediger, Hydrophobization of aerogels based on chitosan, nanocellulose and tannic acid: improvements on the aerogel features and the adsorption of contaminants in water, *Environ. Res.*, 2023, **220**, 115197, DOI: [10.1016/j.envres.2022.115197](#).
  - 53 Y. Zhang, S. Zhao, M. Mu, L. Wang, Ye Fan and X. Liu, Eco-friendly ferrocene-functionalized chitosan aerogel for efficient dye degradation and phosphate adsorption from wastewater, *Chem. Eng. J.*, 2022, **439**, 135605, DOI: [10.1016/j.cej.2022.135605](#).
  - 54 J. Kuang, T. Cai, J. Dai, L. Yao, F. Liu, Y. Liu, J. Shu, J. Fan and H. Peng, High strength chitin/chitosan-based aerogel with 3D hierarchically macro-meso-microporous structure for high-efficiency adsorption of Cu(II) ions and Congo red, *Int. J. Biol. Macromol.*, 2023, **230**, 123238, DOI: [10.1016/j.ijbiomac.2023.123238](#).
  - 55 A. Marotta, E. Luzzi, M. Salzano de Luna, P. Aprea, V. Ambrogio and G. Filippone, Chitosan/Zelite Composite Aerogels for a Fast and Effective Removal of Both Anionic and Cationic Dyes from Water, *Polymers*, 2021, **13**, 1691, DOI: [10.3390/polym13111691](#).
  - 56 M. N. Khan, M. Chowdhury and M. M. Rahman, Biobased amphoteric aerogel derived from amine-modified clay-enriched chitosan/alginate for adsorption of organic dyes and chromium(VI) ions from aqueous solution, *Mater. Today Sustain.*, 2021, **13**, 100077, DOI: [10.1016/j.mtsust.2021.100077](#).
  - 57 J. Zhang, Y. Wang, D. Liang, Z. Xiao, Y. Xie and J. Li, Sulfhydryl modified chitosan aerogel for the adsorption of heavy metal ions and organic dyes, *Ind. Eng. Chem. Res.*, 2020, **59**, 32, DOI: [10.1021/acs.iecr.0c02317](#).
  - 58 Z. Esmaeili, S. Izadyar, Y. Hamzeh and A. Abdulkhani, Preparation and Characterization of Highly Porous Cellulose Nanofibrils/Chitosan Aerogel for Acid Blue 93 Adsorption: Kinetics, Isotherms, and Thermodynamics Analysis, *J. Chem. Eng. Data*, 2021, **66**(2), 1068–1080, DOI: [10.1021/acs.jced.0c00872](#).
  - 59 H. Yang, A. Sheikhi and T. G. M. van de Ven, Reusable Green Aerogels from Cross-Linked Hairy Nanocrystalline Cellulose and Modified Chitosan for Dye Removal, *Langmuir*, 2016, **32**(45), 11771–11779, DOI: [10.1021/acs.langmuir.6b03084](#).
  - 60 X.-L. Wang, D.-M. Guo, Q.-D. An, Z.-Y. Xiao and S.-R. Zhai, High-efficacy adsorption of Cr(VI) and anionic dyes onto  $\beta$ -cyclodextrin/chitosan/hexamethylenetetramine aerogel beads with task-specific, integrated components, *Int. J. Biol. Macromol.*, 2019, **128**, 268–278, DOI: [10.1016/j.ijbiomac.2019.01.139](#).
  - 61 V. Sharma, T. Shahnaz, S. Subbiah and S. Narayanasamy, New Insights into the Remediation of Water Pollutants using Nanobentonite Incorporated Nanocellulose Chitosan Based Aerogel, *J. Polym. Environ.*, 2020, **28**, 2008–2019, DOI: [10.1007/s10924-020-01740-9](#).
  - 62 D.-M. Guo, Q.-D. An, Z.-Y. Xiao, S.-R. Zhai and D.-J. Yang, Efficient removal of Pb(II), Cr(VI) and organic dyes by polydopamine modified chitosan aerogels, *Carbohydr. Polym.*, 2018, **202**, 306–314, DOI: [10.1016/j.carbpol.2018.08.140](#).
  - 63 N. H. N. Do, B. Y. Truong, P. T. X. Nguyen, K. A. Le, H. M. Duong and K. Le Phung, Composite aerogels of TEMPO-oxidized pineapple leaf pulp and chitosan for dyes removal, *Sep. Purif. Technol.*, 2022, **283**, 120200, DOI: [10.1016/j.seppur.2021.120200](#).
  - 64 C. Qiu, T. Qi, X. Zhang, M.-C. Li, X. Zhang, J. Xie, S. Zhang, Z. Su, J. Qi, H. Xiao, Y. Chen, Y. Jiang, C. F. de Hoop and X. Huang, High-efficient double-cross-linked biohybrid aerogel biosorbent prepared from waste bamboo paper and chitosan for wastewater purification, *J. Cleaner Prod.*, 2022, **338**, 130550, DOI: [10.1016/j.jclepro.2022.130550](#).
  - 65 S. He, J. Li, X. Cao, F. Xie, H. Yang, C. Wang, C. Bittencourt and W. Li, Regenerated cellulose/chitosan composite aerogel with highly efficient adsorption for anionic dyes, *Int. J. Biol. Macromol.*, 2023, **244**, 125067, DOI: [10.1016/j.ijbiomac.2023.125067](#).
  - 66 F. Algül and M. Beyhan, Concentrations and sources of heavy metals in shallow sediments in Lake Bafa, Turkey, *Sci. Rep.*, 2020, **10**, 11782, DOI: [10.1038/s41598-020-68833-2](#).
  - 67 C. B. Godiya, C. Revadekar, J. Kim and B. J. Park, Amine-bilayer-functionalized cellulose-chitosan composite hydrogel for the efficient uptake of hazardous metal cations and catalysis in polluted water, *J. Hazard. Mater.*, 2022, **436**, 129112, DOI: [10.1016/j.jhazmat.2022.129112](#).
  - 68 P. Pal, S. S. Syed and F. Banat, Gelatin-bentonite composite as reusable adsorbent for the removal of lead from aqueous solutions: kinetic and equilibrium studies, *J. Water Process Eng.*, 2017, **20**, 40–50, DOI: [10.1016/j.jwpe.2017.09.010](#).
  - 69 L. Mo, H. Pang, Y. Tan, S. Zhang and J. Li, 3D multi-wall perforated nanocellulose-based polyethylenimine aerogels for ultrahigh efficient and reversible removal of Cu(II) ions from water, *Chem. Eng. J.*, 2019, **378**, 122157, DOI: [10.1016/j.cej.2019.122157](#).
  - 70 T. Kim, T.-K. Kim and K.-D. Zoh, Removal mechanism of heavy metal (Cu, Ni, Zn, and Cr) in the presence of cyanide during electrocoagulation using Fe and Al electrodes, *J. Water Process Eng.*, 2020, **33**, 101109, DOI: [10.1016/j.jwpe.2019.101109](#).



- 71 E. Sgreccia, C. Rogalska, F. S. G. Gonzalez, P. Proposito, L. Burratti, P. Knauth and M. L. Di Vona, Heavy metal decontamination by ion exchange polymers for water purification: counterintuitive cation removal by an anion exchange polymer, *J. Mater. Sci.*, 2024, **59**, 2776–2787, DOI: [10.1007/s10853-024-09356-3](https://doi.org/10.1007/s10853-024-09356-3).
- 72 C. B. Mohamed, L. Youcef, M. G. Bouaziz, S. Achour and H. Menasra, Removal of Heavy Metals from Industrial Wastewater by Chemical Precipitation: Mechanisms and Sludge Characterization, *Arabian J. Sci. Eng.*, 2022, **47**, 5587–5599, DOI: [10.1007/s13369-021-05525-7](https://doi.org/10.1007/s13369-021-05525-7).
- 73 W. Ding, Y. Wang, W. Zeng, H. Xu and B. Chen, Preparation of Heavy Metal Trapping Flocculant Polyacrylamide–Glutathione and Its Application for Cadmium Removal from Water, *Polymers*, 2023, **15**, 500, DOI: [10.3390/polym15030500](https://doi.org/10.3390/polym15030500).
- 74 L. Z. Zhuang, Q. H. Li, J. S. Chen, B. B. Ma and S. X. Chen, Carbothermal preparation of porous carbon-encapsulated iron composite for the removal of trace hexavalent chromium, *Chem. Eng. J.*, 2014, **253**, 24–33, DOI: [10.1016/j.cej.2014.05.038](https://doi.org/10.1016/j.cej.2014.05.038).
- 75 I. Ali and V. Gupta, Advances in water treatment by adsorption technology, *Nat. Protoc.*, 2006, **1**, 2661–2667, DOI: [10.1038/nprot.2006.370](https://doi.org/10.1038/nprot.2006.370).
- 76 Q. Wang and Y. Li, Facile and green fabrication of porous chitosan aerogels for highly efficient oil/water separation and metal ions removal from water, *J. Environ. Chem. Eng.*, 2023, **11**, 109689, DOI: [10.1016/j.jece.2023.109689](https://doi.org/10.1016/j.jece.2023.109689).
- 77 L. Nguyen Tan, N. C. T. Nguyen, A. M. Hoang Trinh, N. H. N. Do, K. A. Le and P. K. Le, Eco-friendly synthesis of durable aerogel composites from chitosan and pineapple leaf-based cellulose for Cr(VI) removal, *Sep. Purif. Technol.*, 2023, **304**, 122415, DOI: [10.1016/j.seppur.2022.122415](https://doi.org/10.1016/j.seppur.2022.122415).
- 78 Z. Li, L. Shao, Z. Ruan, W. Hu, L. Lu and Y. Chen, Converting untreated waste office paper and chitosan into aerogel adsorbent for the removal of heavy metal ions, *Carbohydr. Polym.*, 2018, **193**, 221–227, DOI: [10.1016/j.carbpol.2018.04.003](https://doi.org/10.1016/j.carbpol.2018.04.003).
- 79 S. Li, Y. Li, Z. Fu, L. Lu, J. Cheng and Y. Fei, A “top modification” strategy for enhancing the ability of a chitosan aerogel to efficiently capture heavy metal ions, *J. Colloid Interface Sci.*, 2021, **594**, 141–149, DOI: [10.1016/j.jcis.2021.03.029](https://doi.org/10.1016/j.jcis.2021.03.029).
- 80 T. Shahnaz, V. Sharma, S. Subbiah and S. Narayanasamy, Multivariate optimisation of Cr(VI), Co(III) and Cu(II) adsorption onto nanobentonite incorporated nanocellulose/chitosan aerogel using response surface methodology, *J. Water Process Eng.*, 2020, **36**, 101283, DOI: [10.1016/j.jwpe.2020.101283](https://doi.org/10.1016/j.jwpe.2020.101283).
- 81 A. Li, R. Lin, C. Lin, B. He, T. Zheng, L. Lu and Y. Cao, An environment-friendly and multi-functional absorbent from chitosan for organic pollutants and heavy metal ion, *Carbohydr. Polym.*, 2016, **148**, 272–280, DOI: [10.1016/j.carbpol.2016.04.070](https://doi.org/10.1016/j.carbpol.2016.04.070).
- 82 J. P. Vareda, P. M. C. Matias, J. A. Paixão, D. Murtinho, A. J. M. Valente and L. Durães, Chitosan–Silica Composite Aerogel for the Adsorption of Cupric Ions, *Gels*, 2024, **10**, 192, DOI: [10.3390/gels10030192](https://doi.org/10.3390/gels10030192).
- 83 K. Ebisike, A. E. Okoronkwo and K. K. Alaneme, Adsorption of Cd(II) on chitosan – silica hybrid aerogel from aqueous solution, *Environ. Technol. Innov.*, 2019, **14**, 100337, DOI: [10.1016/j.eti.2019.100337](https://doi.org/10.1016/j.eti.2019.100337).
- 84 Y. Li, C. Guo, R. Shi, H. Zhang, L. Gong and L. Dai, Chitosan/nanofibrillated cellulose aerogel with highly oriented microchannel structure for rapid removal of Pb(II) ions from aqueous solution, *Carbohydr. Polym.*, 2019, **223**, 115048, DOI: [10.1016/j.carbpol.2019.115048](https://doi.org/10.1016/j.carbpol.2019.115048).
- 85 C. Gao, X.-L. Wang, Q.-D. An, Z.-Y. Xiao and S.-R. Zhai, Synergistic preparation of modified alginate aerogel with melamine/chitosan for efficiently selective adsorption of lead ions, *Carbohydr. Polym.*, 2021, **256**, 117564, DOI: [10.1016/j.carbpol.2020.117564](https://doi.org/10.1016/j.carbpol.2020.117564).
- 86 M. Khodakarami and R. Honaker, Photothermal self-floating aerogels based on chitosan functionalized with polydopamine and carbon nanotubes for removal of arsenic from wastewater, *Sci. Total Environ.*, 2024, **912**, 169519, DOI: [10.1016/j.scitotenv.2023.169519](https://doi.org/10.1016/j.scitotenv.2023.169519).
- 87 Q. Wang, L. Li, L. Kong, G. Cai, Pu Wang, J. Zhang, W. Zuo and Yu Tian, Compressible amino-modified carboxymethyl chitosan aerogel for efficient Cu(II) adsorption from wastewater, *Sep. Purif. Technol.*, 2022, **293**, 121146, DOI: [10.1016/j.seppur.2022.121146](https://doi.org/10.1016/j.seppur.2022.121146).
- 88 L. Mo, H. Pang, Y. Tan, S. Zhang and J. Li, 3D multi-wall perforated nanocellulose-based polyethylenimine aerogels for ultrahigh efficient and reversible removal of Cu(II) ions from water, *Chem. Eng. J.*, 2019, **378**, 122157, DOI: [10.1016/j.cej.2019.122157](https://doi.org/10.1016/j.cej.2019.122157).
- 89 J. Nie, D. Feng, J. Shang, B. Nasen, T. Jiang, Y. Liu and S. Hou, Green composite aerogel based on citrus peel/chitosan/bentonite for sustainable removal Cu(I) from water matrices, *Sci. Rep.*, 2023, **13**, 15443, DOI: [10.1038/s41598-023-42409-2](https://doi.org/10.1038/s41598-023-42409-2).
- 90 World Health Organization, *WHO Health Topic Page: Zoonoses*, <https://www.who.int/topics/zoonoses/en/>.
- 91 D. Yang, L. Li, B. Chen, S. Shi, J. Nie and G. Ma, Functionalized chitosan electrospun nanofiber membranes for heavy-metal removal, *Polymer*, 2019, **163**, 74–85, DOI: [10.1016/j.polymer.2018.12.046](https://doi.org/10.1016/j.polymer.2018.12.046).
- 92 J. V. D. Perez, E. T. Nadres, H. N. Nguyen, M. L. P. Dalida and D. F. Rodrigues, Response surface methodology as a powerful tool to optimize the synthesis of polymer-based graphene oxide nanocomposites for simultaneous removal of cationic and anionic heavy metal contaminants, *RSC Adv.*, 2017, **7**, 18480–18490, DOI: [10.1039/c7ra00750g](https://doi.org/10.1039/c7ra00750g).
- 93 H. Zhang, Y. Li, R. Shi, L. Chen and M. Fan, A robust salt-tolerant super oleophobic chitosan/nanofibrillated cellulose aerogel for highly efficient oil/water separation, *Carbohydr. Polym.*, 2018, **200**, 611–615, DOI: [10.1016/j.carbpol.2018.07.071](https://doi.org/10.1016/j.carbpol.2018.07.071).
- 94 W. Tang, A. Zhang, Y. Cheng, W. Dessie, Y. Liao, H. Chen, Z. Qin, X. Wang and X. Jin, Fabrication and application of chitosan-based biomass composites with fire safety, water





- treatment and antibacterial properties, *Int. J. Biol. Macromol.*, 2023, **225**, 266–276, DOI: [10.1016/j.ijbiomac.2022.10.261](https://doi.org/10.1016/j.ijbiomac.2022.10.261).
- 95 J. Radwan-Pragłowska, M. Piątkowski, Ł. Janus, D. Bogdał, D. Matysek and V. Cablik, Microwave-assisted synthesis and characterization of antioxidant chitosan-based aerogels for biomedical applications, *Int. J. Polym. Anal. Charact.*, 2018, 1–9, DOI: [10.1080/1023666x.2018.1504471](https://doi.org/10.1080/1023666x.2018.1504471).
  - 96 S. Rizal, E. B. Yahya, H. P. S. Abdul Khalil, C. K. Abdullah, M. Marwan, I. Ikramullah and U. Muksin, Preparation and Characterization of Nanocellulose/Chitosan Aerogel Scaffolds Using Chemical-Free Approach, *Gels*, 2021, **7**, 246, DOI: [10.3390/gels7040246](https://doi.org/10.3390/gels7040246).
  - 97 Y. Zhang, Y. Liu, Z. Guo, F. Li, H. Zhang, F. Bai and L. Wang, Chitosan-Based Bifunctional Composite Aerogel Combining Absorption and Phototherapy for Bacteria Elimination, *Carbohydr. Polym.*, 2020, **247**, 116739, DOI: [10.1016/j.carbpol.2020.116739](https://doi.org/10.1016/j.carbpol.2020.116739).
  - 98 H. Ali, T. M. Tiama and A. M. Ismail, New and efficient NiO/chitosan/polyvinyl alcohol nanocomposites as antibacterial and dye adsorptive films, *Int. J. Biol. Macromol.*, 2021, **186**, 278–288, DOI: [10.1016/j.ijbiomac.2021.07.05](https://doi.org/10.1016/j.ijbiomac.2021.07.05).
  - 99 M. P. Batista, V. S. S. Gonçalves, F. B. Gaspar, I. D. Nogueira, A. A. Matias and P. Gurikov, Novel alginate-chitosan aerogel fibres for potential wound healing applications, *Int. J. Biol. Macromol.*, 2020, **156**, 773–782, DOI: [10.1016/j.ijbiomac.2020.04.089](https://doi.org/10.1016/j.ijbiomac.2020.04.089).
  - 100 J. Pan, Y. Li, K. Chen, Y. Zhang and H. Zhang, Enhanced physical and antimicrobial properties of alginate/chitosan composite aerogels based on electrostatic interactions and noncovalent crosslinking, *Carbohydr. Polym.*, 2021, **266**, 118102, DOI: [10.1016/j.carbpol.2021.118102](https://doi.org/10.1016/j.carbpol.2021.118102).
  - 101 Y. Wang, M. Yin, X. Zheng, W. Li and X. Ren, Chitosan/mesoporous silica hybrid aerogel with bactericidal properties as hemostatic material, *Eur. Polym. J.*, 2021, **142**, 110132, DOI: [10.1016/j.eurpolymj.2020.110132](https://doi.org/10.1016/j.eurpolymj.2020.110132).
  - 102 Xi Zhou, X. Guo, Y. Chai, Li Xiang, L. Chen and X. Feng, Superabsorbent whey protein isolates/chitosan-based antibacterial aerogels: Preparation, characterization and application in chicken meat preservation, *Int. J. Biol. Macromol.*, 2024, **259**, 128961, DOI: [10.1016/j.ijbiomac.2023.128961](https://doi.org/10.1016/j.ijbiomac.2023.128961).
  - 103 X. Sun, Y. Yang, J. Yu, Q. Wei and X. Ren, Chitosan-based supramolecular aerogel with “skeletal structure” constructed in natural deep eutectic solvents for medical dressings, *Int. J. Biol. Macromol.*, 2024, **254**, 127720, DOI: [10.1016/j.ijbiomac.2023.127720](https://doi.org/10.1016/j.ijbiomac.2023.127720).
  - 104 R. Zhu, C. Zhang, L. Zhu, L. Liu, J. Bai, Y. Wang, F. Ma and H. Dong, Bis-substituted amino acid functionalized chitosan aerogels: High uranium adsorption capacity and antibacterial properties, *Int. J. Biol. Macromol.*, 2024, **276**, 133890, DOI: [10.1016/j.ijbiomac.2024.133890](https://doi.org/10.1016/j.ijbiomac.2024.133890).
  - 105 X. Deng, C. Yu, X. Zhang, X. Tang, Q. Guo, M. Fu, Y. Wang, K. Fang and T. Wu, A chitosan-coated PCL/nano-hydroxyapatite aerogel integrated with a nanofiber membrane for providing antibacterial activity and guiding bone regeneration, *Nanoscale*, 2024, **16**, 9861, DOI: [10.1039/d4nr00563e](https://doi.org/10.1039/d4nr00563e).
  - 106 J. Yanga, M. Dua, Yi Wanga, L. Yanga, J. Yanga, X. Yanga, Q. Liua, Q. Wub, L. Zhaoa and J. Hong, Construction of a multifunctional dual-network chitosan composite aerogel with enhanced tunability, *Int. J. Biol. Macromol.*, 254(2024), 128052, DOI: [10.1016/j.ijbiomac.2023.128052](https://doi.org/10.1016/j.ijbiomac.2023.128052).
  - 107 M. Papageorgiou, K. N. Maroulas, E. Evgenidou, D. N. Bikiaris, G. Z. Kyzas and D. A. Lambropoulou, Simultaneous Removal of Seven Pharmaceutical Compounds from a Water Mixture Using Modified Chitosan Adsorbent Materials, *Macromol.*, 2024, **4**, 304–319, DOI: [10.3390/macromol4020018](https://doi.org/10.3390/macromol4020018).
  - 108 M. Kim, L. K. Njaramba, Y. Yoon, M. Jang and C. M. Park, Thermally-activated gelatin–chitosan–MOF hybrid aerogels for efficient removal of ibuprofen and naproxen, *Carbohydr. Polym.*, 2024, **324**, 121436, DOI: [10.1016/j.carbpol.2023.121436](https://doi.org/10.1016/j.carbpol.2023.121436).
  - 109 S. Ravi, H. H. Han, Y. Choi, H. Choi, H.-Ho Park and Y.-S. Bae, Covalent organic polymer/chitosan multifunctional granular aerogels for diclofenac sodium removal from water, *Chem. Eng. J.*, 2024, **492**, 152334, DOI: [10.1016/j.cej.2024.152334](https://doi.org/10.1016/j.cej.2024.152334).
  - 110 K. A. da Silva, V. de C. Arabidian, J. O. Gonçalves, M. L. G. Vieira, S. C. Barbosa, E. G. Primel, L. A. de A. Pinto and T. R. S. 'A. Cadaval, Application of effective cross-linked chitosan-based aerogel adsorbent for removal of ibuprofen from water, *Polym. Bull.*, 2025, **82**, 1479–1498, DOI: [10.1007/s00289-024-05551-z](https://doi.org/10.1007/s00289-024-05551-z).
  - 111 B. Gencer Balkis, A. Aksu, N. Ersoy Korkmaz, O. S. Taskin, C. Celen and N. Caglar Balkis, Synthesis of silica-chitosan nanocomposite for the removal of pharmaceuticals from the aqueous solution, *Int. J. Environ. Sci. Technol.*, 2025, **22**, 153–168, DOI: [10.1007/s13762-024-05919-8](https://doi.org/10.1007/s13762-024-05919-8).
  - 112 E. W. E. S. Shahrin, N. A. H. Narudin, N. N. M. Shahri, M. Nur, J.-W. Lim, M. Roil Bilad, H. M. Abdul, J. Hobley and A. Usman, A comparative study of adsorption behavior of rifampicin, streptomycin, and ibuprofen contaminants from aqueous solutions onto chitosan: dynamic interactions, kinetics, diffusions, and mechanisms, *Emerging Contam.*, 2023, **9**, 100199, DOI: [10.1016/j.emcon.2022.100199](https://doi.org/10.1016/j.emcon.2022.100199).
  - 113 J. Chen, J. Ouyang, W. Lai, X. Xing, L. Zhou, Z. Liu, W. Chen and Di Cai, Synthesis of ultralight chitosan/activated biochar composite aerogel globules for ketoprofen removal from aqueous solution, *Sep. Purif. Technol.*, 2021, **279**, 119700, DOI: [10.1016/j.seppur.2021.119700](https://doi.org/10.1016/j.seppur.2021.119700).
  - 114 W. Zhang, T. Huang, Yu Ren, S. Yang, X. Zhao, M. Yuan, J. Wang and Q. Tu, A multifunctional chitosan composite aerogel for PPCPs adsorption, *Carbohydr. Polym.*, 2022, **298**, 120102, DOI: [10.1016/j.carbpol.2022.120102](https://doi.org/10.1016/j.carbpol.2022.120102).

