



CrossMark
click for updates

Cite this: *Chem. Sci.*, 2017, 8, 1811

Received 15th October 2016
Accepted 14th November 2016

DOI: 10.1039/c6sc04609f

www.rsc.org/chemicalscience

Iridium-catalyzed asymmetric hydrogenation of racemic α -substituted lactones to chiral diols†

Xiao-Hui Yang,^a Hai-Tao Yue,^a Na Yu,^a Yi-Pan Li,^a Jian-Hua Xie^{*a} and Qi-Lin Zhou^{*ab}

We report a protocol for the highly efficient iridium-catalyzed asymmetric hydrogenation of racemic α -substituted lactones *via* dynamic kinetic resolution. Using Ir-SpiroPAP (*R*)-**1d** as a catalyst, a wide range of chiral diols were prepared in a high yield (80–95%) with a high enantioselectivity (up to 95% ee) under mild reaction conditions. This protocol was used for enantioselective syntheses of (–)-preclamol and a chiral 2,5-disubstituted tetrahydropyran.

Introduction

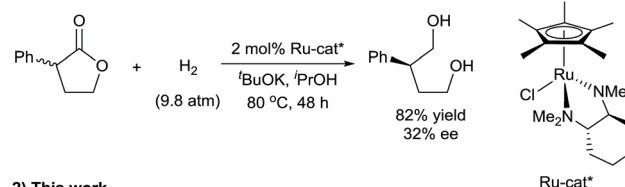
Transition-metal-catalyzed asymmetric hydrogenation of ketones is an efficient and reliable method for the synthesis of optically active chiral secondary alcohols.¹ In contrast, the enantioselective synthesis of chiral primary alcohols by catalytic asymmetric hydrogenation of their corresponding aldehydes or esters is difficult, and work on the development of practical methods is underway. In 2007, we reported the first example of the catalytic asymmetric hydrogenation of racemic α -branched aldehydes, *via* dynamic kinetic resolution (DKR), for the synthesis of chiral primary alcohols.² Subsequently, List³ and Lin⁴ *et al.* also reported the synthesis of chiral primary alcohols, by means of ruthenium-catalyzed asymmetric hydrogenation of racemic α -substituted aldehydes. Although a wide range of catalysts have been developed for the hydrogenation of esters,⁵ efficient chiral catalysts for the asymmetric hydrogenation of racemic α -substituted esters *via* DKR are rare. The biggest challenge for the direct asymmetric hydrogenation of racemic esters to form optically active primary alcohols is to find a catalyst that can discriminate between the enantiomers of chiral esters and then hydrogenate them to alcohols selectively. In 2011, Ikariya *et al.*⁶ described the enantioselective hydrogenation of a racemic mixture of an α -substituted γ -lactone to a chiral 1,4-diol *via* DKR using chiral ruthenium catalysts bearing chiral 1,2-diamine ligands (Scheme 1). However, the enantioselectivity of the reaction was low (up to 32% ee). Recently, as part of our work on the asymmetric hydrogenation of ketones, we found that chiral Ru-SDPs/diamine catalysts and chiral Ir-SpiroPAP catalysts can also mediate the hydrogenation of ester groups.⁷

In this communication, we report a protocol for the Ir-SpiroPAP-catalyzed asymmetric hydrogenation of racemic α -substituted lactones to afford chiral diols in a high yield (80–95%) with a high enantioselectivity (up to 95% ee, Scheme 1).

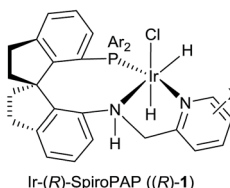
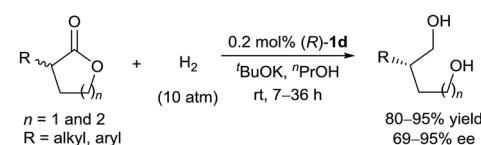
Results and discussion

We initially performed the hydrogenation of racemic α -phenyl δ -valerolactone (**2a**) to evaluate the activity and enantioselectivity of various catalysts (Table 1). Under the previously reported reaction conditions^{7b} (catalyst loading = 0.2 mol% (S/C = 500), [2a] = 0.25 M, [^tBuOK] = 0.04 M, EtOH, 10 atm H₂ and 25–30 °C), no reaction occurred in the presence of the catalyst

1) Ikariya's work (2011)



2) This work



- ✓ High enantioselectivity
- ✓ Low catalyst loading
- ✓ Milder hydrogenation condition

- (*R*)-**1a** (Ar = C₆H₅, X = H)
- (*R*)-**1b** (Ar = 3,5-(Me)₂C₆H₃, X = H)
- (*R*)-**1c** (Ar = 3,5-(^tBu)₂C₆H₃, X = H)
- (*R*)-**1d** (Ar = 3,5-(^tBu)₂C₆H₃, X = 3-Me)
- (*R*)-**1e** (Ar = 3,5-(^tBu)₂C₆H₃, X = 4-^tBu)
- (*R*)-**1f** (Ar = 3,5-(^tBu)₂C₆H₃, X = 6-Me)

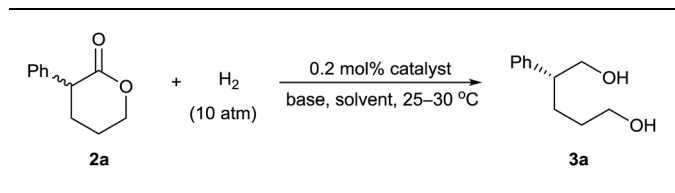
Scheme 1 Asymmetric hydrogenation of racemic α -substituted lactones *via* DKR.

^aState Key Laboratory and Institute of Elemento-Organic Chemistry, Nankai University, Tianjin 300071, China. E-mail: jhxie@nankai.edu.cn; qlzhou@nankai.edu.cn

^bCollaborative Innovation Center of Chemical Science and Engineering (Tianjin), Nankai University, Tianjin 300071, China

† Electronic supplementary information (ESI) available. See DOI: 10.1039/c6sc04609f



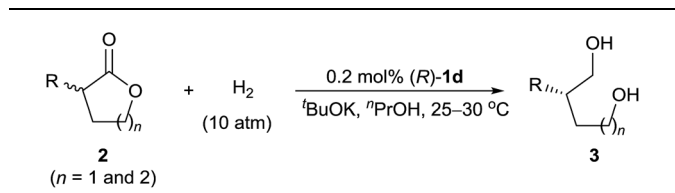
Table 1 Asymmetric hydrogenation of **2a**. Optimizing reaction conditions^a

Entry	Cat.	Base	[Base]	Solvent	Time (h)	Yield ^b (%)	ee ^c (%)
1	(<i>R</i>)- 1d	^t BuOK	0.04	EtOH	24	ND	ND
2	(<i>R</i>)- 1d	^t BuOK	0.06	EtOH	24	15	91
3	(<i>R</i>)- 1d	^t BuOK	0.25	EtOH	10	91	92
4	(<i>R</i>)- 1a	^t BuOK	0.25	EtOH	10	93	90
5	(<i>R</i>)- 1b	^t BuOK	0.25	EtOH	10	92	90
6	(<i>R</i>)- 1c	^t BuOK	0.25	EtOH	10	92	91
7	(<i>R</i>)- 1e	^t BuOK	0.25	EtOH	17	91	90
8	(<i>R</i>)- 1f	^t BuOK	0.25	EtOH	10	92	90
9	(<i>R</i>)- 1d	^t BuOK	0.25	MeOH	7	10	86
10	(<i>R</i>)- 1d	^t BuOK	0.25	ⁿ PrOH	10	92	93
11	(<i>R</i>)- 1d	^t BuOK	0.25	ⁱ PrOH	8	89	74
12	(<i>R</i>)- 1d	^t BuONa	0.25	ⁿ PrOH	10	91	93
13	(<i>R</i>)- 1d	KOH	0.25	ⁿ PrOH	20	48	93
14	(<i>R</i>)- 1d	NaOH	0.25	ⁿ PrOH	20	36	93
15	(<i>R</i>)- 1d	K ₂ CO ₃	0.25	ⁿ PrOH	20	21	92

^a Reaction conditions: 1.0 mmol scale, [**2a**] = 0.25 M, 0.2 mol% of catalyst, solvent (4.0 mL) and room temperature (25–30 °C). ^b Isolated yield. ^c Determined by HPLC using a chiral column. The absolute configuration of **3a** is *R* determined by comparing its optical rotation with the literature data (see ESI).

(*R*)-**1d** (entry 1). However, when the concentration of ^tBuOK was increased to 0.06 M, the hydrogenation reaction occurred and provided (*R*)-**3a** in 15% yield with 91% ee (entry 2); further increasing the concentration of ^tBuOK increased the reaction rate and the yield of **3a** substantially. For example, when 0.25 M ^tBuOK (**2a**/^tBuOK/(*R*)-**1d** = 500 : 500 : 1) was used, the reaction was complete within 10 h, providing (*R*)-**3a** in 91% yield with 92% ee (entry 3). The absolute configuration of (*R*)-**3a** was determined by comparing the sign of its optical rotation with the literature data.⁸ Evaluation of various chiral Ir-SpiroPAP catalysts (*R*)-**1** revealed that the substituents on the pyridine and phenyl groups of the catalysts had little effect on the yield or enantioselectivity (entries 4–8), with (*R*)-**1d** giving the best results. Experiments with various solvents showed that ⁿPrOH was suitable (entries 9–11); the reaction was complete within 10 h, affording (*R*)-**3a** in 92% yield with 93% ee. In addition to ^tBuOK, ^tBuONa also gave a high yield with a high enantioselectivity, but the use of KOH, NaOH, or K₂CO₃ resulted in low yields (entries 12–15).

To evaluate the substrate scope of the reaction, we investigated a wide range of racemic α -substituted δ -valerolactones under the established reaction conditions (Table 2). For racemic α -aryl-substituted δ -valerolactones **2a–i** (entries 1–9), neither electron-donating nor electron-withdrawing groups on the phenyl ring of the substrates had much effect on the enantioselectivity of the reaction, but substrates with an electron-

Table 2 Asymmetric hydrogenation of racemic α -substituted lactones to chiral diols with (*R*)-**1d**^a

Entry	R	n	3	Time (h)	Yield ^b (%)	ee ^c (%)
1 ^d	C ₆ H ₅	2	3a	10	92	93 (<i>R</i>)
2	4-ClC ₆ H ₄	2	3b	7	93	93
3	4-MeC ₆ H ₄	2	3c	9	92	93
4	4-MeOC ₆ H ₄	2	3d	10	93	93
5	3-ClC ₆ H ₄	2	3e	7	95	92
6	3-MeC ₆ H ₄	2	3f	10	91	93
7	3-MeOC ₆ H ₄	2	3g	10	93	92 (<i>R</i>)
8 ^d	3,4-Cl ₂ C ₆ H ₃	2	3h	7	94	92
9	3,4-(MeO) ₂ C ₆ H ₃	2	3i	10	91	91
10	2-ClC ₆ H ₄	2	3j	13	89	78
11	2-MeC ₆ H ₄	2	3k	36	84	77
12	2-MeOC ₆ H ₄	2	3l	20	88	86
13 ^d	Me	2	3m	8	92	91 (<i>S</i>)
14	Et	2	3n	12	90	87
15 ^d	ⁱ Pr	2	3o	12	90	95 (<i>R</i>)
16 ^d	CH ₂ =CHCH ₂ CH ₂	2	3p	12	91	88 (<i>S</i>)
17	C ₆ H ₅	1	3q	10	80	80 (<i>R</i>)
18	Me	1	3r	10	82	69 (<i>S</i>)

^a Reaction conditions: 1.0 mmol scale, [substrate] = 0.25 M, [^tBuOK] = 0.25 M, 0.2 mol% of (*R*)-**1d**, ⁿPrOH (4.0 mL) and room temperature (25–30 °C). ^b Isolated yield. ^c Determined by HPLC using a chiral column. ^d The absolute configuration of the product is determined by comparing its optical rotation with the literature data (see ESI).

withdrawing group (entries 2, 5, and 8) showed a higher reaction rate than those with an electron-donating group.

In addition, owing to steric effects, substrates with an *ortho*-substituent on the phenyl ring gave lower reaction rates, yields, and enantioselectivities (entries 10–12). The hydrogenation of α -alkyl-substituted δ -valerolactones **2m–p** also worked well, affording the corresponding 1,5-diols **3m–p** in high yields and high enantioselectivities (entries 13–16). Catalyst (*R*)-**1d** also catalyzed the hydrogenation of racemic α -substituted γ -butyrolactones **2q** and **2r**, providing the 1,4-diols **3q** (80% ee) and **3r** (69% ee), respectively (entries 17 and 18).

We investigated the pathway of the hydrogenation of racemic α -substituted lactones **2** by ¹H NMR. As shown in Fig. 1, after reaction for 0.5 h under the optimal reaction conditions, *rac*-**2a** was converted to the hydroxyl ester **4**, propyl 5-hydroxy-2-phenylpentanoate, in 62% yield with no ee and the diol **3a** in 38% yield with 93% ee. Over the following 10 h, the amount of the hydroxyl ester **4** gradually decreased, and the amount of the diol **3a** increased. Only a trace amount of lactone **2a** was detected from 2 min after the reaction started.

Direct hydrogenation of the hydroxyl ester **4** with catalyst (*R*)-**1d** provided the diol **3a** in 93% yield with 93% ee, which is the same as the result obtained from the hydrogenation of lactone **2a** (Scheme 2). We also conducted the hydrogenation of



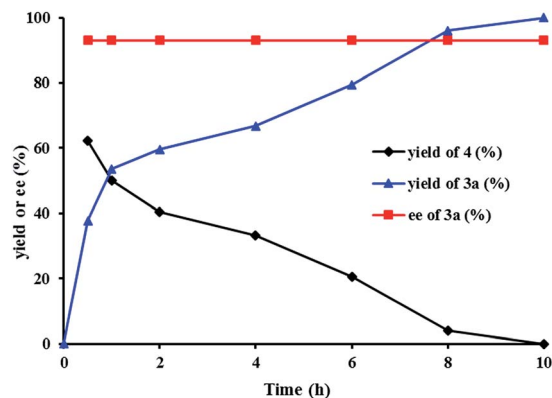
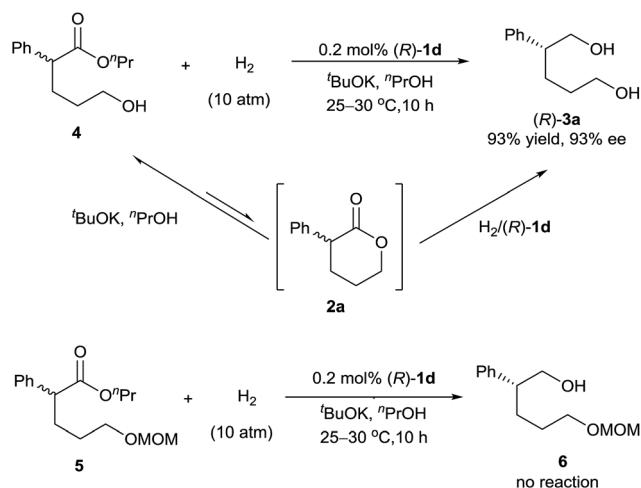
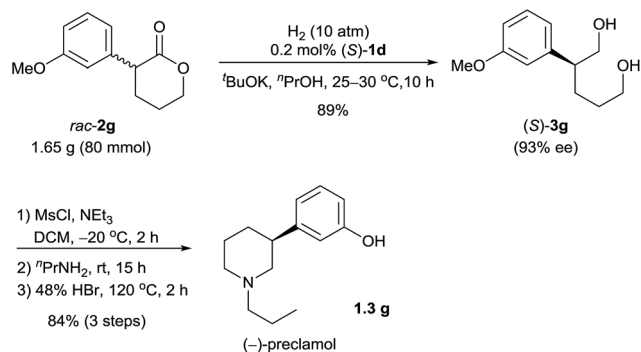


Fig. 1 The plots of the hydrogenation of *rac*-2a with (*R*)-1d.

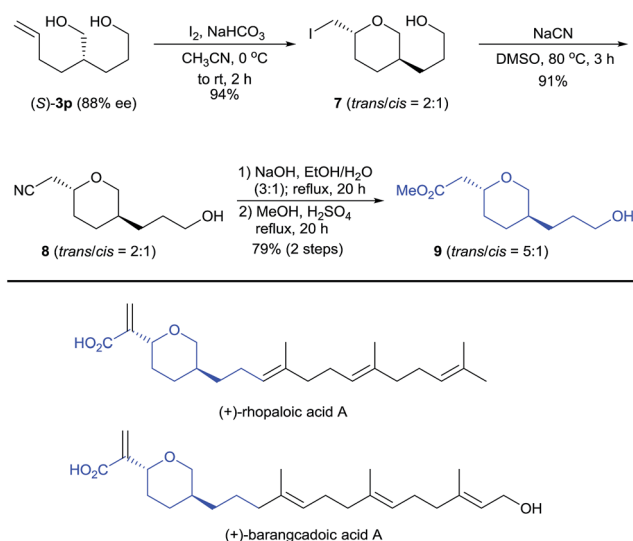


Scheme 2 Asymmetric hydrogenation of esters 4 and 5 with (*R*)-1d.

the ester 5, which has a δ -OCH₂OMe group instead of a δ -OH group as in the hydroxyl ester 4, and observed no reaction. These results indicated that the hydroxyl group of ester 4 was crucial for the hydrogenation. Thus, although the lactone 2a was readily alcoholized to the hydroxyl ester 4 under the reaction conditions, the hydrogenation of 2a occurred inevitably *via* its lactone form (Scheme 2).^{7b,c}



Scheme 3 Enantioselective synthesis of (–)-preclamol.



Scheme 4 Enantioselective synthesis of a chiral 2,5-disubstituted tetrahydropyran.

Chiral 3-aryl/alkyl substituted piperidines are part of an important class of bioactive heterocyclic compounds,⁹ but they are difficult to synthesize in their optically active forms.¹⁰ By using the catalyst (*S*)-1d, we synthesized (–)-preclamol,¹¹ which is a candidate drug for the treatment of neurological disorders such as Parkinson's disease.¹² The hydrogenation of *rac*-2g (1.65 g) catalyzed by (*S*)-1d afforded the diol (*S*)-3g (89% yield and 93% ee), which was subsequently transformed to (–)-preclamol by activation with methanesulfonyl chloride, substitution/cyclization with *n*-propylamine, and demethylation with hydrobromic acid (84% yield over three steps, Scheme 3).

Diol (*S*)-3p is a useful building block for the synthesis of chiral 2,5-disubstituted tetrahydropyrans, which occur in many biologically active natural products such as the terpenoids rhopaloidic acid A¹³ and barangcadioic acid A¹⁴ (Scheme 4), isolated from marine sponges. Iodoetherification of (*S*)-3p with iodine¹⁵ produced the tetrahydropyran 7 in 94% yield as a 2 : 1 *trans/cis* mixture. Nucleophilic substitution of tetrahydropyran 7 with NaCN afforded the nitrile 8 (*trans/cis* = 2 : 1). Hydrolysis of the nitrile 8 and its subsequent esterification with MeOH afforded the tetrahydropyran 9 in a 72% yield with a higher *trans/cis* ratio (5 : 1). Thus, this protocol represents a potential method for the construction of the chiral core structures of rhopaloidic acid A and barangcadioic acid A.¹⁶

Conclusions

In conclusion, we have developed a protocol for the highly efficient iridium-catalyzed asymmetric hydrogenation of racemic α -substituted lactones *via* DKR. Using an Ir-SpiroPAP catalyst, a series of racemic α -substituted lactones were hydrogenated to chiral diols in high yield with high enantioselectivity under mild reaction conditions. The protocol was used for the enantioselective syntheses of (–)-preclamol and a chiral 2,5-disubstituted tetrahydropyran.



Experimental

General procedure for the asymmetric hydrogenation of 2

Into a 20 mL hydrogenation vessel in an autoclave was added racemic α -substituted δ -valerolactone **2** (1.0 mmol), a solution of iridium catalyst (*R*)-**1d** in ⁿPrOH (dried with MS 4 Å for 12 h, 0.002 mmol mL⁻¹, 1.0 mL, 0.002 mmol), a solution of ^tBuOK in ⁿPrOH (0.5 mmol mL⁻¹, 2.0 mL, 1.0 mmol) and ⁿPrOH (1.0 mL). The autoclave was purged with hydrogen by pressurizing to 5 atm and releasing the pressure. This procedure was repeated three times and then the autoclave was pressurized to 10 atm of H₂. The reaction mixture was stirred at room temperature (25–30 °C) until no obvious hydrogen pressure drop was observed. The reaction mixture was then quenched with saturated NH₄Cl (5 mL) and extracted with EtOAc (5 mL × 3). The combined extracts were washed with brine, dried over anhydrous MgSO₄ and concentrated *in vacuo*. The residue was purified by flash column chromatography on a silica gel using petroleum ether/ethyl acetate as the eluent to afford the chiral diols **3**. The ee values of the chiral diols **3** were determined by HPLC using a chiral column.

Acknowledgements

This project was supported by the National Natural Science Foundation of China, the National Basic Research Program of China (973 Program) (No. 2012CB821600) and the “111” project (No. B06005) of the Ministry of Education of China.

Notes and references

- (a) *The Handbook of Homogeneous Hydrogenation*, ed. J. G. de Vries and C. J. Elsevier, Wiley-VCH, Weinheim, 2007; (b) B. Zhao, Z. Han and K. Ding, *Angew. Chem., Int. Ed.*, 2013, **52**, 4744; (c) J.-H. Xie and Q.-L. Zhou, *Acta Chimica Sinica*, 2014, **72**, 778.
- (a) J.-H. Xie, Z.-T. Zhou, W.-L. Kong and Q.-L. Zhou, *J. Am. Chem. Soc.*, 2007, **129**, 1868. For reviews on dynamic kinetic resolution, see: (b) T. Ohkuma and R. Noyori, in *The Handbook of Homogeneous Hydrogenation*, ed. J. G. de Vries and C. J. Elsevier, Wiley-VCH, Weinheim, 2007, p. 1105; (c) H. Pellissier, *Tetrahedron*, 2011, **67**, 3769.
- X. Li and B. List, *Chem. Commun.*, 2007, 1739.
- D. J. Mihalcik and W. Lin, *Angew. Chem., Int. Ed.*, 2008, **47**, 6229.
- For reviews on catalytic hydrogenation of esters, see: (a) M. L. Clarke and G. J. Roff, in *The Handbook of Homogeneous Hydrogenation*, ed. J. G. de Vries and C. J. Elsevier, Wiley, New York, 2007, p. 413; (b) M. Ito and T. Ikariya, *Chem. Commun.*, 2007, 5134; (c) P. A. Dub and T. Ikariya, *ACS Catal.*, 2012, **2**, 1718; for selected recent papers, see: (d) J. Zhang, G. Leitus, Y. Ben-David and D. Milstein, *Angew. Chem., Int. Ed.*, 2006, **45**, 1113; (e) L. A. Saudan, C. M. Saudan, C. Debieux and P. Wyss, *Angew. Chem., Int. Ed.*, 2007, **46**, 7473; (f) D. Spasyuk, S. Smith and D. G. Gusev, *Angew. Chem., Int. Ed.*, 2012, **51**, 2772; (g) D. Spasyuk, S. Smith and D. G. Gusev, *Angew. Chem., Int. Ed.*, 2013, **52**, 2538.
- M. Ito, T. Ootsuka, R. Watari, A. Shiibashi, A. Himizu and T. Ikariya, *J. Am. Chem. Soc.*, 2011, **133**, 4240.
- (a) C. Liu, J.-H. Xie, Y.-L. Li, J.-Q. Chen and Q.-L. Zhou, *Angew. Chem., Int. Ed.*, 2013, **52**, 593; (b) X.-H. Yang, J.-H. Xie, W.-P. Liu and Q.-L. Zhou, *Angew. Chem., Int. Ed.*, 2013, **52**, 7833; (c) X.-H. Yang, K. Wang, S.-F. Zhu, J.-H. Xie and Q.-L. Zhou, *J. Am. Chem. Soc.*, 2014, **136**, 17426.
- S. S. M. A. Hakim and T. Sugimura, *Org. Lett.*, 2010, **12**, 3626.
- (a) M. J. Schneider, *Alkaloids: Chem. Biol. Perspect.*, 1996, **10**, 155; (b) R. J. Andersen, R. W. M. Van Soest and F. Kong, *Alkaloids: Chem. Biol. Perspect.*, 1996, **10**, 301; (c) L. Cervetto, G. C. Demontis, G. Giannaccini, B. Longoni, B. Macchia, M. Macchia, A. Martinelli and E. Orlandini, *J. Med. Chem.*, 1998, **41**, 4933; (d) M. Macchia, L. Cervetto, G. C. Demontis, B. Longoni, F. Minutolo, E. Orlandini, G. Ortore, C. Papi, A. Sbrana and B. Macchia, *J. Med. Chem.*, 2003, **46**, 161.
- F. Colpaert, S. Mangelinckx and N. De Kimpe, *J. Org. Chem.*, 2011, **76**, 234 and references therein.
- For selected papers on asymmetric synthesis of preclamol, see: (a) J. Hu, Y. Lu, Y. Li and J. Zhou, *Chem. Commun.*, 2013, **49**, 9425; (b) Z. Huang, Z. Chen, L. H. Lim, G. C. P. Quang, H. Hirao and J. Zhou, *Angew. Chem., Int. Ed.*, 2013, **52**, 5807; (c) J. Y. Hamilton, D. Sarlah and E. M. Carreira, *Angew. Chem., Int. Ed.*, 2015, **54**, 7644; (d) T. Jia, P. Cao, B. Wang, Y. Lou, X. Yin, M. Wang and J. Liao, *J. Am. Chem. Soc.*, 2015, **137**, 13760.
- (a) U. Hacksell, L. E. Arvidsson, U. Svensson, J. L. G. Nilsson, D. Sanchez, H. Wikstroem, P. Lindberg, S. Hjorth and A. Carlsson, *J. Med. Chem.*, 1981, **24**, 1475; (b) C. Sonesson, C.-H. Lin, L. Hansson, N. Waters, K. Svensson, A. Carlsson, M. W. Smith and H. Wikstroem, *J. Med. Chem.*, 1994, **37**, 2735.
- (a) S. Ohta, M. Uno, M. Yoshimura, Y. Hiraga and S. Ikegami, *Tetrahedron Lett.*, 1996, **37**, 2265; (b) M. Yanai, S. Ohta, E. Ohta and S. Ikegami, *Tetrahedron*, 1998, **54**, 15607.
- K. S. Craig, D. E. Williams, I. Hollander, E. Frommer, R. Mallon, K. Collins, D. Wojciechowicz, A. Tahir, R. Van Soest and R. J. Andersen, *Tetrahedron Lett.*, 2002, **43**, 4801.
- L. F. Tietze and C. Schneider, *J. Org. Chem.*, 1991, **56**, 2476.
- For selected papers on the synthesis of rhopaloic acid **A** and its analogues, see: (a) K. Kadota and K. Ogasawara, *Heterocycles*, 2003, **59**, 485; (b) J. C. R. Brioché, K. M. Goodenough, D. J. Whatrup and J. P. A. Harrity, *Org. Lett.*, 2007, **9**, 3941; (c) J. C. R. Brioché, K. M. Goodenough, D. J. Whatrup and J. P. A. Harrity, *J. Org. Chem.*, 2008, **73**, 1946; (d) Y. Shi and A. H. Hoveyda, *Angew. Chem., Int. Ed.*, 2016, **55**, 3455.

