



Cite this: *Org. Biomol. Chem.*, 2015, **13**, 8740

Received 26th June 2015,
Accepted 13th July 2015

DOI: 10.1039/c5ob01302j

www.rsc.org/obc

Visible light-induced selective hydrobromodifluoromethylation of alkenes with dibromodifluoromethane†

Qing-Yu Lin,^a Xiu-Hua Xu^a and Feng-Ling Qing^{*a,b}

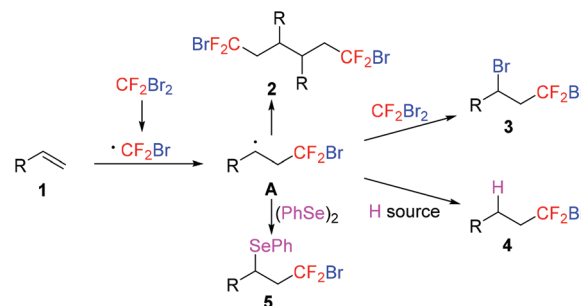
A visible light-induced selective hydrobromodifluoromethylation of alkenes using CF₂Br₂ was developed. This transformation proceeded smoothly in the presence of catalytic eosin Y at room temperature to give various hydrobromodifluoromethylated compounds with broad functional group tolerance.

Introduction

The myriad applications of fluorinated compounds have stimulated the development of novel methods for the introduction of the fluorine atom and fluorinated groups into organic molecules.¹ While strategies for trifluoromethylation have been extensively developed,² the methods for the preparation of other fluoroalkylated compounds are relatively underdeveloped despite their potential importance in many research fields. Bromodifluoromethylated compounds are well known as good candidates for the formation of halogen bonding³ and important intermediates for the preparation of valuable fluorinated compounds.⁴ The known methods for the preparation of these compounds were divided into indirect and direct approaches. The indirect approaches, such as bromination of *gem*-difluoromethylenated precursors⁵ and *gem*-difluoroalkenes⁶ as well as transformation from CF₂Br-containing building blocks,⁷ require long synthetic sequences. Recently, direct approaches involving the electrophilic bromodifluoromethylating reagents have been developed by Magnier,^{8a} Shibata,^{8b,c} and Xiao.^{8d} Furthermore, Hu and co-workers reported a novel formal nucleophilic bromodifluoromethylation of carbonyl compounds *via* bromination of *in situ* generated sulfinate intermediates from the Julia–Kocienski reactions of difluoromethyl 2-pyridyl sulfone.^{9a} Very recently, Dilman accomplished the nucleophilic bromodifluoromethylation of aldehydes^{9b} and iminium ions^{9c} with (bromodifluoromethyl)trimethylsilane in the presence of an excess of bromide ions. Besides

these methods, the addition of dibromodifluoromethane (CF₂Br₂) to alkenes provides convenient access to a series of bromodifluoromethylated compounds.^{10–13} As shown in Scheme 1, single electron transfer (SET) from a radical initiator to CF₂Br₂ generates the CF₂Br radical, which is added to alkenes **1** to form radical intermediate **A**. The intermediate **A** may undergo different reaction processes to give compounds **2–5**. The dimerization reaction of intermediate **A** produced compound **2**.¹⁰ Bromine and hydrogen abstraction of intermediate **A** from CF₂Br₂ and a hydrogen donor gave compounds **3**¹¹ and **4**¹² respectively. In the presence of other radical trap agents such as diphenyl diselenide, intermediate **A** was transformed into the selenobromodifluoromethylated product **5**.¹³ Because the atom transfer radical addition (ATRA) for the formation of product **3** is a preferred process,¹¹ the selective formation of hydrobromodifluoromethylated compound **4** is particularly challenging.

To the best of our knowledge, only two reactions of the direct hydrobromodifluoromethylation of alkenes with CF₂Br₂ have been reported. Hu reported the hydrobromodifluoromethylation of electron-deficient alkenes initiated by a CrCl₃/Fe bimetal redox system (Scheme 2a).^{12a} Wu and co-workers disclosed that the Zn-induced addition of CF₂Br₂ to cyclo-



Scheme 1 The addition of CF₂Br₂ to alkenes.

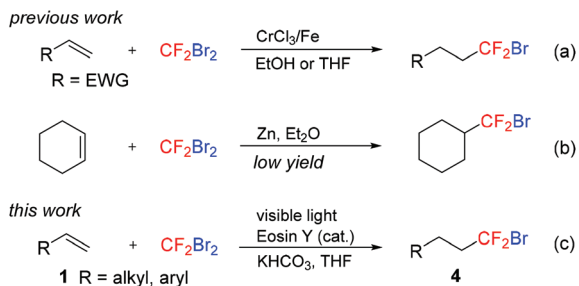
^aKey Laboratory of Organofluorine Chemistry, Shanghai Institute of Organic Chemistry, Chinese Academy of Science, Shanghai 200032, China.

E-mail: flq@mail.sioc.ac.cn

^bCollege of Chemistry, Chemical Engineering and Biotechnology, Donghua University, Shanghai 201620, China

† Electronic supplementary information (ESI) available: Detailed experimental procedures and analytical data for all new compounds. See DOI: 10.1039/c5ob01302j





Scheme 2 Hydrobromodifluoromethylation of alkenes.

hexene yielded the hydrobromodifluoromethylated product in low yield along with byproducts (Scheme 2b).^{12b} Both these methods suffered from a narrow substrate scope. Recently, visible light photoredox catalysis has emerged as an efficient and eco-friendly tool in organic synthesis¹⁴ and has been applied in the fluoroalkylation of organic compounds.^{15,16} As part of our ongoing research on photocatalytic fluoroalkylation reactions,¹⁷ herein we disclose the selective hydrobromodifluoromethylation of alkenes with CF₂Br₂ through visible light photoredox catalysis (Scheme 2c).

Results and discussion

Optimization of the reaction conditions was explored using 4-phenyl-1-butene (**1a**) as the substrate (Table 1). The reaction

Table 1 Optimization of reaction conditions^a

Entry	Photocat. (mol%)	X	Additive	Yield (4a/3a, %) ^b
1 ^c	<i>fac</i> -Ir(ppy) ₃ (3)	4	—	0/97
2	<i>fac</i> -Ir(ppy) ₃ (3)	4	—	48/46
3	Ru(bpy) ₃ Cl ₂ ·6H ₂ O (3)	4	—	10/9
4	Ru(bpy) ₃ (PF ₆) ₂ (2)	4	—	15/8
5	Methylene blue (3)	4	—	33/8
6	Eosin Y (3)	4	—	54/6
7	Eosin Y (5)	4	—	57/Trace
8 ^d	Eosin Y (5)	4 + 2	—	81/Trace
9 ^e	Eosin Y (5)	4 + 2	Et ₃ N	86/Trace
10 ^e	Eosin Y (5)	4 + 2	KHCO ₃	87/Trace
11 ^e	—	4 + 2	KHCO ₃	0/0
12 ^{e,f}	Eosin Y (5)	4 + 2	KHCO ₃	0/0

^a Reaction conditions: **1a** (0.1 mmol), CF₂Br₂ (x equiv.), photocat., additive (0.1 mmol), THF (3.0 mL), visible light, rt, under N₂, 10 h. ^b Yields determined by ¹⁹F NMR spectroscopy using trifluoromethylbenzene as an internal standard. ^c The reaction was performed in MeOH (3.0 mL). ^d A second portion of CF₂Br₂ (2 equiv.) was added after 5 h. ^e A second portion of CF₂Br₂ (2 equiv.) and additive (0.1 mmol) was added after 5 h. ^f No light.

catalyzed by *fac*-Ir(ppy)₃ in MeOH mainly led to the atom transfer radical addition (ATRA) product **3a** (entry 1). When the reaction was performed in THF, a mixture of **3a** and **4a** was generated (entry 2). Various solvents, including toluene, CH₂Cl₂, Et₂O, dioxane, CH₃CN, DMF, and DMSO, were also investigated. However, no higher yield was gained by altering the solvent. Then different photocatalysts were screened (entries 3–6). Among them, eosin Y¹⁸ was superior to other photocatalysts, giving the desired product **4a** in 54% yield (entry 6). The yield of **4a** was slightly improved to 57% by increasing the amount of the photocatalyst (entry 7). The GC-MS analysis of the reaction mixture indicated that the substrate **1a** was only partly converted, while the ¹⁹F NMR showed that CF₂Br₂ was totally consumed. Consequently, compound **4a** was formed in 81% yield when another portion of CF₂Br₂ was added (entry 8). Finally, the addition of additives, including Et₃N and KHCO₃, led to a further improvement of the yield (entries 9 and 10). Control experiments showed that both the photocatalyst and visible light were indispensable for this transformation (entries 11 and 12).

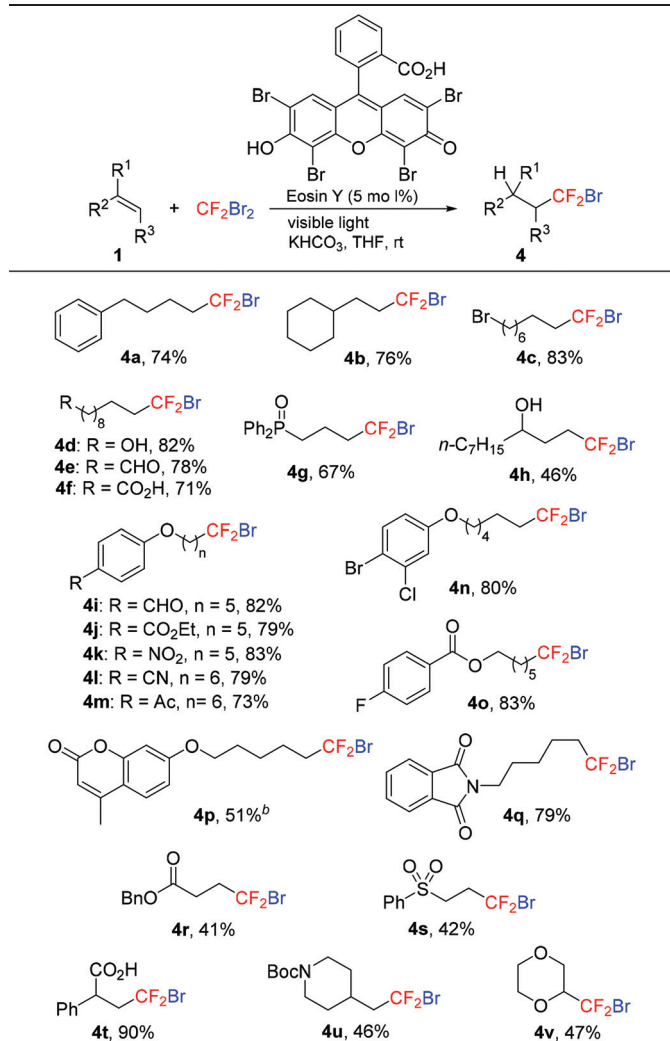
With the optimized reaction conditions in hand (Table 1, entry 10), we next investigated the substrate scope of this photocatalytic reaction. A variety of monosubstituted and disubstituted alkenes could be transformed into the corresponding hydrobromodifluoromethylated products in moderate to excellent yields (Table 2). A wide range of functional groups were tolerated, including alkyl and allylic alcohols, aldehydes, ketones, carboxylic acids, esters, nitriles, amides, nitro groups, phosphine oxides, ethers, sulfones, and halides. Substrates bearing fluoro, chloro, and bromo substituents on the arene rings were also compatible. Heterocyclic substrates, **1p** and **1q**, were smoothly converted into the desired products. α,β-Unsaturated ester **1r** and α,β-unsaturated sulfone **1s** exhibited moderate reactivity in this transformation. It was noteworthy that the photocatalytic protocol presented herein was also easily extended to branched terminal and internal alkenes **1t–v**. However, styrenes were not suitable substrates for this transformation.

Remarkably, this facile protocol allowed the direct hydrobromodifluoromethylation of natural product analogues, such as L-phenylalanine derivative **1w** (Scheme 3). The complex compounds such as vinclozolin **1x** and rotenone **1y** were also examined, affording the corresponding hydrobromodifluoromethylated products **4x** and **4y** in moderate yields, respectively. These results showed that this photocatalytic protocol might be applicable to “late-stage hydrobromodifluoromethylation” of natural products and drugs.

The hydrobromodifluoromethylation of alkynes was also successful (Scheme 4). Reactions of alkynes **6a–d** with CF₂Br₂ in the presence of eosin Y (10 mol%) and KHCO₃ under visible light irradiation provided a mixture of the *E* and *Z* alkenyl-CF₂Br compounds **7a–d** in moderate yields.¹⁹

The bromodifluoromethylated compounds are important intermediates for the preparation of other fluorinated compounds. As shown in Scheme 5, compound **4a** underwent several transformations to give products **8–12**. Reduction of **4a**

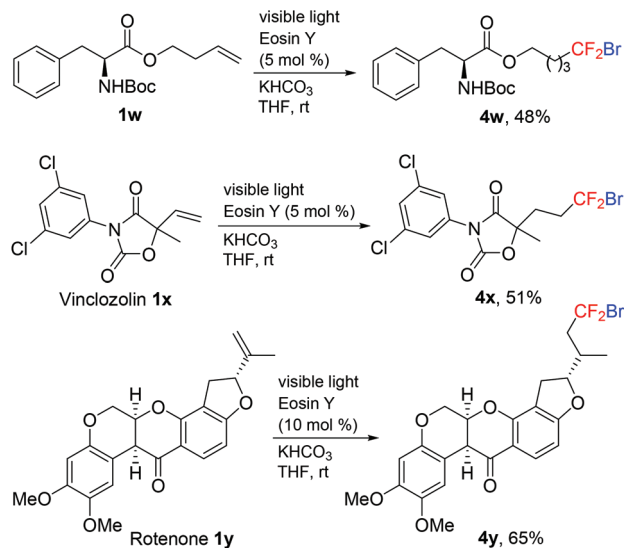
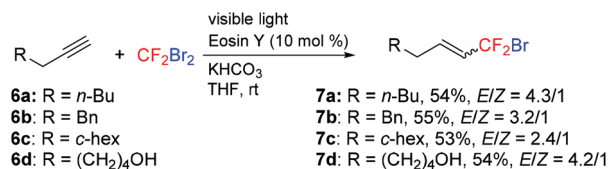
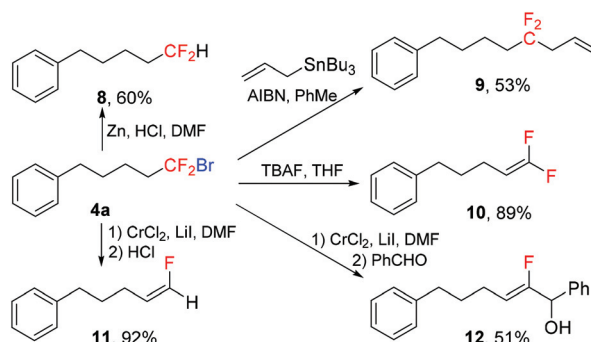


Table 2 Substrate scope of photocatalytic hydrobromodifluoromethylation of alkenes^a

^a Reaction conditions: **1** (0.5 mmol), CF₂Br₂ (3.0 mmol), eosin Y (0.025 mmol), KHCO₃ (0.5 mmol), THF (15.0 mL), visible light, rt, under N₂, 10 h, isolated yields. ^b Eosin Y (0.05 mmol).

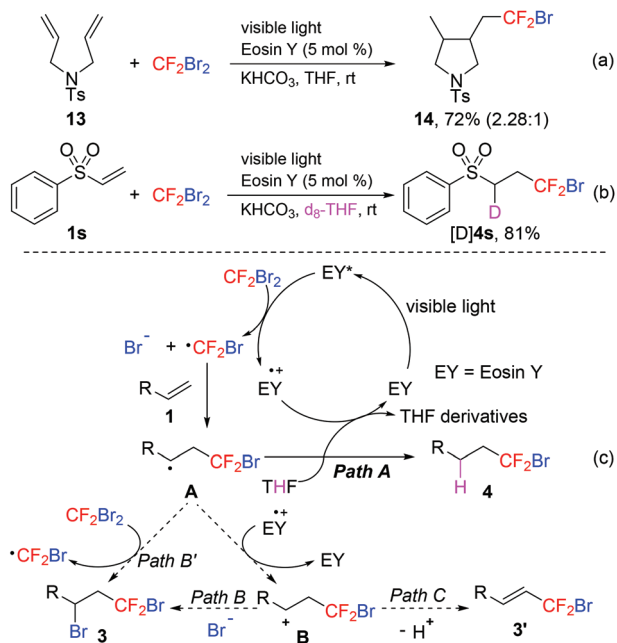
with Zn/HCl in DMF yielded difluoromethylated product **8**.²⁰ The reaction of **4a** with allyltributyltin in the presence of a catalytic amount of AIBN afforded *gem*-difluoromethylated product **9**.²¹ The *gem*-difluoroalkene **10** could be conveniently obtained by the elimination reaction using TBAF as the base.²² Treatment of **4a** with CrCl₂ generated the nucleophilic α -fluorovinylchromium intermediate,²³ which subsequently reacted with HCl or PhCHO to give (*Z*)-fluoroalkene **11** and (*Z*)- β -fluoroallylic alcohol **12** respectively in high stereoselectivities.

To gain insight into the reaction mechanism, a radical clock **13** was subjected to the standard reaction conditions (Scheme 6a). The cyclized bromodifluoromethylated product **14** was formed in 72% yield (2.28 : 1 dr). This result revealed that the CF₂Br radical was involved in this visible light-induced hydrobromodifluoromethylation of alkenes. The reac-

**Scheme 3** Hydrobromodifluoromethylation of compounds **1w–y**.**Scheme 4** Hydrobromodifluoromethylation of alkynes.**Scheme 5** Hydrobromodifluoromethylation of alkynes.

tion of **1s** with CF₂Br₂ in *d*₈-THF exclusively gave the deuterated product [D]**4s** in 81% yield, which indicated that THF served as the hydrogen atom source (Scheme 6b). What is more, Stern–Volmer studies showed that CF₂Br₂ exhibited significant fluorescence quenching of eosin Y* (see the ESI†). This result suggested that electron transfer occurred from eosin Y* to CF₂Br₂ first. On the basis of these experimental results and the literature reports,¹⁸ a plausible mechanism for the hydrobromodifluoromethylation is depicted in Scheme 6c. Initially, the excitation of eosin Y with visible light produced





Scheme 6 Mechanistic investigations.

the excited state eosin Y*. Then a single electron transfer (SET) from eosin Y* to CF_2Br_2 generated the CF_2Br radical, which was subsequently added to alkenes **1** for the formation of radical intermediate **A**. Finally, intermediate **A** abstracted hydrogen from THF to give the desired hydrobromodifluoromethylated product **4** (Path A).^{15m}

The byproduct **3** might be formed *via* two different routes from intermediate **A**: either by oxidation to cation **B** followed by nucleophilic trapping (Path B) or by propagation (Path B'). From this proposed mechanism, we can explain why eosin Y is selected for this transformation. Its high reduction potential (-1.60 V vs. SCE) facilitates the generation of the CF_2Br radical and its low oxidation potential (0.72 V vs. SCE) avoids the oxidation to cation **B**.²⁴ Furthermore, cation **B** might undergo elimination of the proton to give alkenes **3'** (Path C). This process would make the reaction mixture acidic, which needs a base to neutralize the reaction system. That is why the addition of KHCO_3 benefits this reaction.

Conclusions

In conclusion, we have developed a photocatalytic hydrobromodifluoromethylation of unactivated alkenes with CF_2Br_2 in the presence of eosin Y at room temperature. The mild reaction conditions allow the tolerance of a wide range of functional groups. This protocol could also be extended to alkyne substrates. Furthermore, the application of the bromodifluoromethylated products in organic synthesis has been demonstrated by the transformations of compound **4a** into other fluorinated compounds.

Experimental

General information

^1H NMR (TMS as the internal standard) and ^{19}F NMR spectra (CFCl_3 as the outside standard and low field is positive) were recorded on a 400 MHz spectrometer. ^{13}C NMR was recorded on a 400 MHz spectrometer. Chemical shifts (δ) are reported in ppm, and coupling constants (J) are in hertz (Hz). The following abbreviations were used to explain the multiplicities: s = singlet, d = doublet, t = triplet, q = quartet, m = multiplet. Substrates **1a–h**, **1r–v**, **1x**, **1y**, **6a–d**, and **13** were purchased from commercial sources and used as received. Substrates **1i–q**²⁵ and **1w**²⁶ were prepared according to literature procedures. Unless otherwise noted, all reagents were obtained commercially and used without further purification.

General procedures for hydrobromodifluoromethylation of alkenes and alkynes

A 25 mL Schlenk flask equipped with a rubber septum and a magnetic stir bar was charged with eosin Y (16.2 mg, 0.025 mmol, 5 mol%) and substrates (0.5 mmol, 1.0 equiv.). Then a solution of CF_2Br_2 (420 mg, 4.0 equiv., 2.0 mmol) in THF (10 mL, 2.0 mol L⁻¹) was added to the reaction flask by using a syringe. The flask was sealed with 3M vinyl electrical tape, and then the mixture was degassed three times by the freeze–pump–thaw procedure. The flask was placed at a distance of 2 cm from the blue LEDs ($\lambda = 460\text{--}470$ nm).²⁷ The mixture was stirred under a nitrogen atmosphere and irradiated by blue LEDs for 5 h. After cooling in an ice-water bath, KHCO_3 (50 mg, 1.0 equiv., 0.5 mmol) and the second portion of CF_2Br_2 (210 mg, 2.0 equiv., 1.0 mmol) in THF (5 mL, 2.0 mol L⁻¹) were added to the reaction mixture. Then the mixture was degassed and irradiated by blue LEDs for another 5 h. After the reaction was complete, the reaction mixture was concentrated under vacuum and the crude product was purified by column chromatography on silica gel to give the product.

(3,5-Dibromo-5,5-difluoropentyl)benzene (3a). Colorless liquid. ^1H NMR (400 MHz, CDCl_3) δ ppm 7.32–7.28 (m, 2H), 7.23–7.20 (m, 3H), 4.21–4.15 (m, 1H), 3.17–3.04 (m, 1H), 3.02–2.89 (m, 2H), 2.81–2.73 (m, 1H), 2.28–2.19 (m, 1H), 2.12–2.08 (m, 1H); ^{13}C NMR (100 MHz, CDCl_3) δ ppm 140.1, 128.6, 128.5, 126.4, 120.4 (t, $J = 305.2$ Hz), 52.7 (t, $J = 21.5$ Hz), 46.2 (t, $J = 2.6$ Hz), 39.9, 33.3; ^{19}F NMR (376 MHz, CDCl_3) δ ppm -42.2 – (-43.2) (m, 2F); IR (thin film) ν 3063, 3028, 2928, 1603, 1497, 1454, 1196, 1112, 926, 748, 699, 543 cm⁻¹; MS (EI): m/z (%) 344 ($[\text{M} + 4]^+$, 11.0), 342 ($[\text{M} + 2]^+$, 11.0), 340 ($[\text{M}]^+$, 12.3), 91 (100); HRMS calculated for $\text{C}_{11}\text{H}_{12}\text{Br}_2\text{F}_2$: 339.9274; found: 339.9278.

(5-Bromo-5,5-difluoropentyl)benzene (4a). Colorless liquid. ^1H NMR (400 MHz, CDCl_3) δ ppm 7.31 (t, $J = 7.2$ Hz, 2H), 7.24–7.18 (m, 3H), 2.67 (t, $J = 7.0$ Hz, 2H), 2.44–2.33 (m, 2H), 1.74–1.68 (m, 4H); ^{13}C NMR (100 MHz, CDCl_3) δ ppm 141.7, 128.5, 128.4, 126.0, 123.1 (t, $J = 303.4$ Hz), 44.2 (t, $J = 21.2$ Hz), 35.5, 30.3, 23.6 (t, $J = 3.0$ Hz); ^{19}F NMR (376 MHz, CDCl_3) δ ppm -43.4 (t, $J = 13.5$ Hz, 2F); IR (thin film) ν 3027, 2943,



2860, 1497, 1454, 1195, 1103, 947, 909, 747, 699 cm^{-1} ; MS (EI): m/z (%) 264 ($[\text{M} + 2]^+$, 11.0), 262 ($[\text{M}]^+$, 12.3), 91 (100); HRMS calculated for $\text{C}_{11}\text{H}_{13}\text{BrF}_2$: 262.0169; found: 262.0173.

(3-Bromo-3,3-difluoropropyl)cyclohexane (4b). Colorless liquid. ^1H NMR (400 MHz, CDCl_3) δ ppm 2.39–2.28 (m, 2H), 1.72–1.68 (m, 4H), 1.53–1.45 (m, 2H), 1.31–1.09 (m, 5H), 0.96–0.86 (m, 2H); ^{13}C NMR (100 MHz, CDCl_3) δ ppm 123.6 (t, $J = 303.4$ Hz), 42.0 (t, $J = 20.8$ Hz), 36.7, 33.0, 31.2 (t, $J = 2.6$ Hz), 26.4, 26.1; ^{19}F NMR (376 MHz, CDCl_3) δ ppm –43.4 (t, $J = 13.7$ Hz, 2F); IR (thin film) ν 2924, 2853, 1457, 1377, 923 cm^{-1} ; MS (EI): m/z (%) 240 ($[\text{M}]^+$, 0.24), 161 (50.8), 83 (100); HRMS calculated for $\text{C}_9\text{H}_{15}\text{BrF}_2$: 240.0325; found: 240.0319.

1,9-Dibromo-1,1-difluorononane (4c). Colorless liquid. ^1H NMR (400 MHz, CDCl_3) δ ppm 3.39 (t, $J = 6.8$ Hz, 2H), 2.37–2.27 (m, 2H), 1.88–1.81 (m, 2H), 1.61–1.56 (m, 2H), 1.44–1.33 (m, 8H); ^{13}C NMR (100 MHz, CDCl_3) δ ppm 123.2 (t, $J = 303.8$ Hz), 44.2 (t, $J = 21.2$ Hz), 33.9, 32.7, 29.0, 28.5, 28.3, 28.0, 23.9 (t, $J = 2.9$ Hz); ^{19}F NMR (376 MHz, CDCl_3) δ ppm –43.4 (t, $J = 13.5$ Hz, 2F); IR (thin film) ν 2934, 2857, 1465, 1198, 1106, 910, 635 cm^{-1} ; MS (EI): m/z (%) 243 ($[\text{M} + 2]^+$, 6.7), 241 (M^+ , 6.8), 161 (100), 119 (53.9); HRMS calculated for $\text{C}_9\text{H}_{16}\text{BrF}_2$: 241.0403; found: 241.0400.

11-Bromo-11,11-difluoroundecan-1-ol (4d). Colorless liquid. ^1H NMR (400 MHz, CDCl_3) δ ppm 3.62 (t, $J = 6.6$ Hz, 2H), 2.37–2.26 (m, 2H), 1.62–1.51 (m, 4H), 1.36–1.28 (m, 12H); ^{13}C NMR (100 MHz, CDCl_3) δ ppm 123.3 (t, $J = 303.8$ Hz), 63.0, 44.3 (t, $J = 21.2$ Hz), 32.8, 29.5, 29.4, 29.3, 29.2, 28.4, 25.7, 23.9 (t, $J = 2.9$ Hz); ^{19}F NMR (376 MHz, CDCl_3) δ ppm –43.3 (t, $J = 14.3$ Hz, 2F); IR (thin film) ν 3349 (w) 2928, 2856, 1466, 1198, 1086, 911 cm^{-1} ; MS (EI): m/z (%) 268 ($[\text{M} - 18]^+$, 2.61), 133 (35.6), 69 (97.0), 55 (100); HRMS calculated for $\text{C}_{11}\text{H}_{19}\text{BrF}_2$ [$\text{M} - \text{H}_2\text{O}$]: 268.0638; found: 268.0634.

12-Bromo-12,12-difluorododecanal (4e). Colorless liquid. ^1H NMR (400 MHz, CDCl_3) δ ppm 9.75 (t, $J = 1.8$ Hz, 1H), 2.41 (dt, $J = 7.4, 2.0$ Hz, 2H), 2.37–2.26 (m, 2H), 1.63–1.56 (m, 4H), 1.36–1.24 (m, 12H); ^{13}C NMR (100 MHz, CDCl_3) δ ppm 202.9, 123.3 (t, $J = 303.7$ Hz), 44.3 (t, $J = 21.1$ Hz), 43.9, 29.29, 29.26, 29.2, 29.1, 28.4, 23.9 (t, $J = 2.9$ Hz), 22.1; ^{19}F NMR (376 MHz, CDCl_3) δ ppm –43.3 (t, $J = 13.7$ Hz, 2F); IR (thin film) ν 2928, 2856, 1710, 1199, 911 cm^{-1} ; MS (EI): m/z (%) 280 ($[\text{M} - 18]^+$, 15.4), 254 (72.7), 95 (92.0), 55 (100); HRMS calculated for $\text{C}_{12}\text{H}_{21}\text{BrF}_2\text{O}$: 298.0744; found: 298.0750.

12-Bromo-12,12-difluorododecanoic acid (4f). Colorless liquid. ^1H NMR (400 MHz, CDCl_3) δ ppm 2.37–2.27 (m, 4H), 1.66–1.55 (m, 4H), 1.36–1.24 (m, 12H); ^{13}C NMR (100 MHz, CDCl_3) δ ppm 179.7, 123.3 (t, $J = 303.8$ Hz), 44.3 (t, $J = 21.2$ Hz), 34.0, 29.7, 29.29, 29.27, 29.2, 29.0, 28.4, 24.6, 23.9 (t, $J = 2.9$ Hz); ^{19}F NMR (376 MHz, CDCl_3) δ ppm –43.3 (t, $J = 14.3$ Hz, 2F); IR (thin film) ν 3050, 2926, 2855, 1710, 1200, 911 cm^{-1} ; MS (EI): m/z (%) 314 ($[\text{M}]^+$, 2.0), 254 (6.3), 73 (73.6), 60 (100); HRMS calculated for $\text{C}_{12}\text{H}_{21}\text{BrF}_2\text{O}_2$: 314.0693; found: 314.0692.

(4-Bromo-4,4-difluorobutyl)diphenylphosphine oxide (4g). White solid, m.p. 80–83 °C. ^1H NMR (400 MHz, CDCl_3) δ ppm 7.75–7.70 (m, 4H), 7.54–7.45 (m, 6H), 2.55–2.44 (m, 2H),

2.35–2.29 (m, 2H), 2.00–1.89 (m, 2H); ^{13}C NMR (100 MHz, CDCl_3) δ ppm 132.4 (d, $J = 98.5$ Hz), 132.0 (d, $J = 2.2$ Hz), 130.7 (d, $J = 8.7$ Hz), 128.8 (d, $J = 11.6$ Hz), 122.3 (t, $J = 302.2$ Hz), 44.7 (td, $J = 21.5, 13.1$ Hz), 28.6 (d, $J = 71.5$ Hz), 16.8 (q, $J = 2.9$ Hz); ^{19}F NMR (376 MHz, CDCl_3) δ ppm –43.7 (t, $J = 13.5$ Hz, 2F); ^{31}P NMR (162 MHz, CDCl_3) δ ppm 31.5 (s, 1P); IR (thin film) ν 3056, 2941, 1438, 1186, 1120, 914, 718, 695, 543, 509 cm^{-1} ; MS (EI): m/z (%) 355 ($[\text{M} + 2]^+$, 0.39), 353 ($[\text{M}]^+$, 0.29), 293 (100), 201 (51.7); HRMS calculated for $\text{C}_{16}\text{H}_{16}\text{BrF}_2\text{OP}$: 353.0118; found: 353.0101.

1-Bromo-1,1-difluoroundecan-4-ol (4h). Colorless liquid. ^1H NMR (400 MHz, CDCl_3) δ ppm 3.64 (s, 1H), 2.67–2.52 (m, 1H), 2.47–2.32 (m, 1H), 1.83–1.75 (m, 1H), 1.70–1.60 (m, 1H), 1.47–1.40 (m, 4H), 1.30–1.25 (m, 9H), 0.87 (t, $J = 7.0$ Hz, 3H); ^{13}C NMR (100 MHz, CDCl_3) δ ppm 123.2 (t, $J = 303.4$ Hz), 70.5, 40.8 (t, $J = 21.5$ Hz), 37.7, 31.8, 31.4 (t, $J = 3.0$ Hz), 29.5, 29.2, 25.6, 22.6, 14.1; ^{19}F NMR (376 MHz, CDCl_3) δ ppm –43.0(–44.0) (m, 2F); IR (thin film) ν 3357, 2929, 2857, 1466, 1204, 1071, 988, 919 cm^{-1} ; MS (EI): m/z (%) 268 ($[\text{M} - 18]^+$, 2.24), 169 (62.4), 167 (62.7), 129 (83.6), 69 (100); HRMS calculated for $\text{C}_{11}\text{H}_{19}\text{BrF}_2$ [$\text{M} - \text{H}_2\text{O}$]: 268.0638; found: 268.0641.

4-((6-Bromo-6,6-difluorohexyl)oxy)benzaldehyde (4i). Colorless liquid. ^1H NMR (400 MHz, CDCl_3) δ ppm 9.85 (s, 1H), 7.80 (d, $J = 8.8$ Hz, 2H), 6.96 (d, $J = 8.8$ Hz, 2H), 4.03 (t, $J = 6.4$ Hz, 2H), 2.42–2.31 (m, 2H), 1.87–1.80 (m, 2H), 1.72–1.65 (m, 2H), 1.59–1.53 (m, 2H); ^{13}C NMR (100 MHz, CDCl_3) δ ppm 190.8, 164.0, 132.0, 129.9, 123.0 (t, $J = 303.4$ Hz), 114.7, 67.9, 44.1 (t, $J = 21.2$ Hz), 28.7, 25.0, 23.7 (t, $J = 3.0$ Hz); ^{19}F NMR (376 MHz, CDCl_3) δ ppm –43.5 (t, $J = 13.5$ Hz, 2F); IR (thin film) ν 2946, 1689, 1602, 1257, 1160, 909, 832 cm^{-1} ; MS (EI): m/z (%) 322 ($[\text{M} + 2]^+$, 18.6), 320 ($[\text{M}]^+$, 19.2), 193 (5.9), 121 (100); HRMS calculated for $\text{C}_{13}\text{H}_{15}\text{BrF}_2\text{O}_2$: 320.0223; found: 320.0222.

Ethyl 4-((6-bromo-6,6-difluorohexyl)oxy)benzoate (4j). White solid, m.p. 38–40 °C. ^1H NMR (400 MHz, CDCl_3) δ ppm 7.97 (d, $J = 9.2$ Hz, 2H), 6.87 (d, $J = 8.8$ Hz, 2H), 4.32 (q, $J = 7.1$ Hz, 2H), 4.00 (t, $J = 6.2$ Hz, 2H), 2.42–2.31 (m, 2H), 1.85–1.76 (m, 2H), 1.72–1.64 (m, 2H), 1.60–1.51 (m, 2H), 1.36 (t, $J = 7.2$ Hz, 3H); ^{13}C NMR (100 MHz, CDCl_3) δ ppm 166.4, 162.7, 131.6, 123.0 (t, $J = 303.4$ Hz), 122.9, 114.0, 67.6, 60.6, 44.2 (t, $J = 21.5$ Hz), 28.8, 25.1, 23.7 (t, $J = 3.0$ Hz), 14.4; ^{19}F NMR (376 MHz, CDCl_3) δ ppm –43.5 (t, $J = 13.5$ Hz, 2F); IR (thin film) ν 2945, 2872, 1712, 1606, 1277, 1253, 1168, 1103 cm^{-1} ; MS (EI): m/z (%) 366 ($[\text{M} + 2]^+$, 19.3), 364 (M^+ , 18.8), 139 (84.2), 121 (100); HRMS calculated for $\text{C}_{15}\text{H}_{19}\text{BrF}_2\text{O}_3$: 364.0486; found: 364.0484.

1-((6-Bromo-6,6-difluorohexyl)oxy)-4-nitrobenzene (4k). Colorless liquid. ^1H NMR (400 MHz, CDCl_3) δ ppm 8.17 (dd, $J = 8.8, 2.0$ Hz, 2H), 6.92 (dd, $J = 9.6, 2.4$ Hz, 2H), 4.04 (td, $J = 6.2, 2.4$ Hz, 2H), 4.43–2.32 (m, 2H), 1.88–1.81 (m, 2H), 1.72–1.65 (m, 2H), 1.60–1.54 (m, 2H); ^{13}C NMR (100 MHz, CDCl_3) δ ppm 164.0, 141.5, 126.0, 122.9 (t, $J = 303.4$ Hz), 114.4, 68.3, 44.1 (t, $J = 21.2$ Hz), 28.7, 25.0, 23.7 (t, $J = 3.0$ Hz); ^{19}F NMR (376 MHz, CDCl_3) δ ppm –43.5 (t, $J = 14.3$ Hz, 2F); IR (thin film) ν 3113, 2947, 1594, 1342, 1264, 1112, 910, 860,



753 cm⁻¹; MS (EI): *m/z* (%) 337 (M⁺, 22.3), 238 (12.8), 139 (100); HRMS calculated for C₁₂H₁₄BrF₂NO₃: 337.0125; found: 337.0121.

4-((7-Bromo-7,7-difluoroheptyl)oxy)benzonitrile (4l). White solid, m.p. 43–45 °C. ¹H NMR (400 MHz, CDCl₃) δ ppm 7.55 (d, *J* = 9.2 Hz, 2H), 6.91 (d, *J* = 9.2 Hz, 2H), 3.98 (t, *J* = 6.4 Hz, 2H), 2.39–2.28 (m, 2H), 1.84–1.77 (m, 2H), 1.67–1.60 (m, 2H), 1.51–1.41 (m, 4H); ¹³C NMR (100 MHz, CDCl₃) δ ppm 162.4, 134.0, 123.1 (t, *J* = 303.4 Hz), 119.3, 115.2, 103.8, 68.1, 44.1 (t, *J* = 21.2 Hz), 28.7, 28.1, 25.7, 23.8 (t, *J* = 3.0 Hz); ¹⁹F NMR (376 MHz, CDCl₃) δ ppm -43.5 (t, *J* = 13.7 Hz, 2F); IR (thin film) ν 2944, 2869, 2225, 1606, 1509, 1302, 1259, 1172, 835, 578 cm⁻¹; MS (EI): *m/z* (%) 333 ([M + 2]⁺, 14.2), 331 (M⁺, 14.3), 238 (6.3), 119 (100); HRMS calculated for C₁₄H₁₆BrF₂NO: 331.0383; found: 331.0378.

1-(4-((6-Bromo-6,6-difluoroheptyl)oxy)phenyl)ethanone (4m). Colorless liquid. ¹H NMR (400 MHz, CDCl₃) δ ppm 7.90 (dd, *J* = 8.8, 2.4 Hz, 2H), 6.89 (dd, *J* = 8.8, 2.4 Hz, 2H), 4.00 (t, *J* = 6.0 Hz, 2H), 2.52 (s, 3H), 2.39–2.27 (m, 2H), 1.84–1.76 (m, 2H), 1.67–1.60 (m, 2H), 1.51–1.41 (m, 4H); ¹³C NMR (100 MHz, CDCl₃) δ ppm 196.7, 163.0, 130.6, 130.3, 123.1 (t, *J* = 303.4 Hz), 114.1, 67.9, 44.2 (t, *J* = 21.2 Hz), 28.8, 28.1, 26.3, 25.7, 23.8 (t, *J* = 3.0 Hz); ¹⁹F NMR (376 MHz, CDCl₃) δ ppm -43.4 (t, *J* = 13.5 Hz, 2F); IR (thin film) ν 2943, 2869, 1677, 1601, 1256, 1172, 835, 591 cm⁻¹; MS (EI): *m/z* (%) 333 ([M - CH₃]⁺, 10.4), 269 (7.0), 121 (100); HRMS calculated for C₁₄H₁₆BrF₂O₂: 333.0302; found: 333.0305.

1-Bromo-4-((7-bromo-7,7-difluoroheptyl)oxy)-2-chlorobenzene (4n). Colorless liquid. ¹H NMR (400 MHz, CDCl₃) δ ppm 7.47 (d, *J* = 2.4 Hz, 1H), 7.28 (dd, *J* = 8.8, 2.4 Hz, 1H), 6.75 (d, *J* = 8.8 Hz, 1H), 3.98 (t, *J* = 6.4 Hz, 2H), 2.40–2.29 (m, 2H), 1.86–1.79 (m, 2H), 1.68–1.60 (m, 2H), 1.56–1.43 (m, 4H); ¹³C NMR (100 MHz, CDCl₃) δ ppm 153.9, 132.7, 130.5, 124.1, 123.1 (t, *J* = 303.4 Hz), 114.5, 112.4, 69.2, 44.2 (t, *J* = 21.2 Hz), 28.7, 28.1, 25.7, 23.8 (t, *J* = 2.9 Hz); ¹⁹F NMR (376 MHz, CDCl₃) δ ppm -43.4 (t, *J* = 13.7 Hz, 2F); IR (thin film) ν 2942, 2862, 1582, 1485, 1467, 1289, 1265, 1249, 1086, 1062, 910, 802, 638 cm⁻¹; MS (EI): *m/z* (%) 422 ([M + 4]⁺, 5.1), 420 ([M + 2]⁺, 7.7), 418 (M⁺, 3.9), 208 (100), 206 (74.2); HRMS calculated for C₁₃H₁₅Br₂ClFO: 417.9146; found: 417.9147.

7-Bromo-7,7-difluoroheptyl-4-fluorobenzoate (4o). Colorless liquid. ¹H NMR (400 MHz, CDCl₃) δ ppm 8.04–8.01 (m, 2H), 7.08 (t, *J* = 8.8 Hz, 2H), 4.28 (t, *J* = 6.4 Hz, 2H), 2.37–2.27 (m, 2H), 1.79–1.71 (m, 2H), 1.66–1.58 (m, 2H), 1.47–1.41 (m, 4H); ¹³C NMR (100 MHz, CDCl₃) δ ppm 165.7 (d, *J* = 252.3 Hz), 132.1 (d, *J* = 8.7 Hz), 126.6 (d, *J* = 2.9 Hz), 123.1 (t, *J* = 303.4 Hz), 115.5 (d, *J* = 21.9 Hz), 64.9, 44.2 (t, *J* = 21.2 Hz), 28.5, 28.1, 25.7, 23.9 (t, *J* = 3.0 Hz); ¹⁹F NMR (376 MHz, CDCl₃) δ ppm -43.5 (t, *J* = 14.3 Hz, 2F), -105.9 (m, 1F); IR (thin film) ν 2943, 2862, 1720, 1604, 1508, 1276, 1113, 930, 768, 608 cm⁻¹; MS (EI): *m/z* (%) 352 (M⁺, 0.78), 141 (77.6), 123 (100); HRMS calculated for C₁₄H₁₆BrF₃O₂: 352.0286; found: 352.0288.

7-((6-Bromo-6,6-difluoroheptyl)oxy)-4-methyl-2H-chromen-2-one (4p). Red liquid. ¹H NMR (400 MHz, CDCl₃) δ ppm 7.45 (d, *J* = 8.8 Hz, 1H), 6.80 (d, *J* = 8.8 Hz, 1H), 6.74 (s, 1H), 6.08 (s, 1H), 3.99 (t, *J* = 6.2 Hz, 2H), 2.41–2.31 (m, 5H), 1.86–1.79

(m, 2H), 1.71–1.63 (m, 2H), 1.58–1.51 (m, 2H); ¹³C NMR (100 MHz, CDCl₃) δ ppm 162.0, 161.3, 155.3, 152.6, 125.6, 123.0 (t, *J* = 303.0 Hz), 113.5, 112.5, 111.9, 101.4, 68.1, 44.1 (t, *J* = 21.2 Hz), 28.6, 25.0, 23.7 (t, *J* = 3.3 Hz), 18.6; ¹⁹F NMR (376 MHz, CDCl₃) δ ppm -43.5 (t, *J* = 13.7 Hz, 2F); IR (thin film) ν 2946, 1728, 1614, 1200, 1147, 1071, 910, 849 cm⁻¹; MS (EI): *m/z* (%) 376 ([M + 2]⁺, 19.9), 374 (M⁺, 21.7), 176 (86.1), 148 (100); HRMS calculated for C₁₆H₁₇BrF₂O₃: 374.0329; found: 374.0327.

2-(6-Bromo-6,6-difluoroheptyl)isoindoline-1,3-dione (4q). Colorless liquid. ¹H NMR (400 MHz, CDCl₃) δ ppm 7.82–7.80 (m, 2H), 7.70–7.67 (m, 2H), 3.67 (t, *J* = 7.2 Hz, 2H), 2.36–2.25 (m, 2H), 1.72–1.59 (m, 4H), 1.44–1.36 (m, 2H); ¹³C NMR (100 MHz, CDCl₃) δ ppm 168.4, 134.0, 132.1, 123.2, 122.9 (t, *J* = 303.4 Hz), 44.1 (t, *J* = 21.2 Hz), 37.6, 28.2, 25.7, 23.5 (t, *J* = 3.3 Hz); ¹⁹F NMR (376 MHz, CDCl₃) δ ppm -43.6 (t, *J* = 13.5 Hz, 2F); IR (thin film) ν 2944, 1773, 1713, 1397, 1056, 915, 720 cm⁻¹; MS (EI): *m/z* (%) 347 ([M + 2]⁺, 13.8), 345 ([M]⁺, 13.6), 266 (19.1), 160 (100); HRMS calculated for C₁₄H₁₄BrF₂NO₂: 345.0176; found: 345.0178.

Benzyl 4-bromo-4,4-difluorobutanoate (4r). Colorless liquid. ¹H NMR (400 MHz, CDCl₃) δ ppm 7.36 (s, 5H), 5.15 (s, 2H), 2.80–2.67 (m, 4H); ¹³C NMR (100 MHz, CDCl₃) δ ppm 170.6, 135.4, 128.7, 128.5, 128.4, 121.6 (t, *J* = 303.0 Hz), 67.0, 39.5 (t, *J* = 22.6 Hz), 29.0 (t, *J* = 3.3 Hz); ¹⁹F NMR (376 MHz, CDCl₃) δ ppm -45.0 (t, *J* = 13.0 Hz, 2F); IR (thin film) ν 3032, 2958, 1740, 1172, 1104, 920, 698 cm⁻¹; MS (EI): *m/z* (%) 294 ([M + 2]⁺, 11.5), 292 ([M]⁺, 11.6), 199 (20.3), 108 (90.4), 91 (100); HRMS calculated for C₁₁H₁₁BrF₂O₂: 291.9910; found: 291.9913.

((3-Bromo-3,3-difluoropropyl)sulfonyl)benzene (4s). White solid, m.p. 78–79 °C. ¹H NMR (400 MHz, CDCl₃) δ ppm 7.91 (d, *J* = 6.8 Hz, 2H), 7.69 (t, *J* = 7.6 Hz, 1H), 7.59 (t, *J* = 7.6 Hz, 2H), 3.35–3.31 (m, 2H), 2.85–2.75 (m, 2H); ¹³C NMR (100 MHz, CDCl₃) δ ppm 138.2, 134.5, 129.7, 128.1, 119.7 (t, *J* = 303.7 Hz), 50.9 (t, *J* = 3.0 Hz), 37.8 (t, *J* = 24.5 Hz); ¹⁹F NMR (376 MHz, CDCl₃) δ ppm -45.2 (t, *J* = 13.0 Hz, 2F); IR (thin film) ν 3053, 2992, 2915, 1448, 1311, 1291, 1146, 1097, 909, 746, 687, 530 cm⁻¹; MS (EI): *m/z* (%) 298 (M⁺, 4.21), 219 (40.3), 77 (100); HRMS calculated for C₉H₉BrF₂O₂S: 297.9475; found: 297.9480.

4-Bromo-4,4-difluoro-2-phenylbutanoic acid (4t). White solid, m.p. 64–66 °C. ¹H NMR (400 MHz, CDCl₃) δ ppm 10.9 (s, 1H), 7.38–7.30 (m, 5H), 4.01–3.98 (m, 1H), 3.48–3.35 (m, 1H), 2.84–2.73 (m, 1H); ¹³C NMR (100 MHz, CDCl₃) δ ppm 178.1, 136.3, 129.2, 128.4, 127.8, 120.8 (t, *J* = 304.1 Hz), 47.0 (t, *J* = 21.1 Hz), 46.8; ¹⁹F NMR (376 MHz, CDCl₃) δ ppm -43.4–(-44.8) (m, 2F); IR (thin film) ν 3034, 2917, 1714, 1216, 1099, 933, 697 cm⁻¹; MS (EI): *m/z* (%) 280 ([M + 2]⁺, 63.5), 278 ([M]⁺, 64.4), 199 (20.3), 171 (100), 169 (92.4); HRMS calculated for C₁₀H₉BrF₂O₂: 277.9754; found: 277.9757.

tert-Butyl 4-(2-bromo-2,2-difluoroethyl)piperidine-1-carboxylate (4u). Colorless liquid. ¹H NMR (400 MHz, CDCl₃) δ ppm 4.06 (s, 2H), 2.70 (t, *J* = 12.2 Hz, 2H), 2.31 (td, *J* = 15.2, 6.4 Hz, 2H), 1.94–1.84 (m, 1H), 1.76 (d, *J* = 13.2 Hz, 2H), 1.43 (s, 9H), 1.25–1.15 (m, 2H); ¹³C NMR (100 MHz, CDCl₃) δ ppm 154.7, 122.4 (t, *J* = 304.9 Hz), 79.5, 50.4 (t, *J* = 20.5 Hz), 43.6, 32.6



(*t*, *J* = 1.9 Hz), 31.9, 28.4; ^{19}F NMR (376 MHz, CDCl_3) δ ppm -40.9 – (-41.1) (m, 2F); IR (thin film) ν 2976, 2926, 1694, 1423, 1173, 965, 915 cm^{-1} ; MS (EI): *m/z* (%) 329 ($[\text{M} + 2]^+$, 2.70), 327 ($[\text{M}]^+$, 2.73), 192 (29.1), 57 (100); HRMS calculated for $\text{C}_{12}\text{H}_{20}\text{BrF}_2\text{NO}_2$: 327.0645; found: 327.0641.

2-(Bromodifluoromethyl)-1,4-dioxane (4v). Colorless liquid. ^1H NMR (400 MHz, CDCl_3) δ ppm 4.01–3.91 (m, 3H), 3.81 (td, *J* = 11.4, 2.8 Hz, 1H), 3.75–3.71 (m, 1H), 3.66 (dd, *J* = 12.0, 2.8 Hz, 1H), 3.63–3.57 (m, 1H); ^{13}C NMR (100 MHz, CDCl_3) δ ppm 120.1 (*t*, *J* = 304.8 Hz), 78.0 (*t*, *J* = 25.2 Hz), 66.9, 66.1, 65.8 (*t*, *J* = 2.6 Hz); ^{19}F NMR (376 MHz, CDCl_3) δ ppm -56.5 – (-58.6) (m, 2F); IR (thin film) ν 2975, 2921, 2866, 1726, 1453, 1121, 1048, 951, 902, 793, 698 cm^{-1} ; MS (EI): *m/z* (%) 218 ($[\text{M} + 2]^+$, 25.0), 216 ($[\text{M}]^+$, 24.7), 87 (100), 77 (51.1); HRMS calculated for $\text{C}_5\text{H}_7\text{BrF}_2\text{O}_2$: 215.9597; found: 215.9605.

(S)-5-Bromo-5,5-difluoropentyl-2-((tert-butoxycarbonyl)amino)-3-phenylpropanoate (4w). Colorless liquid. ^1H NMR (400 MHz, CDCl_3) δ ppm 7.30–7.21 (m, 3H), 7.12 (d, *J* = 6.8 Hz, 2H), 4.96 (d, *J* = 8.4 Hz, 1H), 4.55 (q, *J* = 6.8 Hz, 1H), 4.13–4.03 (m, 2H), 3.05 (d, *J* = 6.4 Hz, 2H), 2.37–2.26 (m, 2H), 1.68–1.54 (m, 4H), 1.40 (s, 9H); ^{13}C NMR (100 MHz, CDCl_3) δ ppm 172.0, 155.1, 136.0, 129.3, 128.6, 127.1, 122.7 (*t*, *J* = 303.0 Hz), 78.0, 64.5, 54.5, 43.7 (*t*, *J* = 21.5 Hz), 38.6, 28.3, 27.3, 20.6 (*t*, *J* = 3.6 Hz); ^{19}F NMR (376 MHz, CDCl_3) δ ppm -43.7 (*t*, *J* = 13.7 Hz, 2F); IR (thin film) ν 3062, 2926, 2854, 2787, 1658, 1598, 1322, 1127, 988, 761 cm^{-1} ; MS (EI): *m/z* (%) 449 (M^+ , 0.15), 332 (38.1), 57 (100); HRMS calculated for $\text{C}_{19}\text{H}_{26}\text{BrF}_2\text{NO}_4$: 449.1013; found: 449.1010.

5-(3-Bromo-3,3-difluoropropyl)-3-(3,5-dichlorophenyl)-5-methyl-oxazolidine-2,4-dione (4x). White solid, m.p. 119–120 °C. ^1H NMR (400 MHz, CDCl_3) δ ppm 7.44–7.42 (m, 3H), 2.66–2.54 (m, 1H), 2.49–2.35 (m, 1H), 2.31–2.23 (m, 2H), 1.70 (s, 3H); ^{13}C NMR (100 MHz, CDCl_3) δ ppm 172.7, 151.8, 135.7, 132.3, 129.3, 123.7, 120.9 (*t*, *J* = 303.4 Hz), 84.0, 38.2 (*t*, *J* = 23.4 Hz), 31.2 (*t*, *J* = 3.3 Hz), 22.3; ^{19}F NMR (376 MHz, CDCl_3) δ ppm -44.4 – (-45.4) (m, 2F); IR (thin film) ν 3092, 2917, 1821, 1748, 1578, 1452, 1391, 1180, 923, 807 cm^{-1} ; MS (EI): *m/z* (%) 419 ($[\text{M} + 4]^+$, 16.5), 417 ($[\text{M} + 2]^+$, 39.2), 415 (M^+ , 25.3), 264 (100); HRMS calculated for $\text{C}_{13}\text{H}_{10}\text{BrCl}_2\text{F}_2\text{NO}_3$: 414.9189; found: 414.9192.

(2R,6aS,12aS)-2-((R)-4-Bromo-4,4-difluorobutan-2-yl)-8,9-dimethoxy-1,2,12,12a-tetrahydrochromeno[3,4-*b*]furo[2,3-*h*]-chromen-6(6aH)-one (4y). Yellow liquid. ^1H NMR (400 MHz, CDCl_3) δ ppm 7.82 (d, *J* = 8.4 Hz, 1H), 6.74 (s, 1H), 6.46–6.43 (m, 2H), 4.92 (s, 1H), 4.85–4.58 (m, 2H), 4.17 (d, *J* = 12.4 Hz, 3H), 3.83 (s, 1H), 3.79 (s, 3H), 3.75 (s, 3H), 3.26–3.18 (m, 1H), 2.89–2.83 (m, 1H), 2.77–2.57 (m, 1H), 2.40–2.19 (m, 2H), 1.12–1.07 (m, 3H); ^{13}C NMR (100 MHz, CDCl_3) δ ppm 118.91, 118.89, 167.3, 167.0, 157.93, 157.90, 149.6, 147.4, 143.9, 130.10, 130.08, 122.6 (*t*, *J* = 303.5 Hz), 122.5 (*t*, *J* = 304.1 Hz), 113.42, 113.38, 112.8, 112.7, 110.4, 104.9, 104.8, 101.0, 88.1, 87.5, 72.3, 66.2, 56.3, 55.9, 46.7 (*t*, *J* = 20.8 Hz), 46.3 (*t*, *J* = 20.8 Hz), 44.6, 35.15, 35.13, 34.5, 29.8, 29.1, 15.6, 14.2; ^{19}F NMR (376 MHz, CDCl_3) δ ppm -39.3 – (-43.0) (m, 2F); IR (thin film) ν 2973, 2932, 2857, 1674, 1610, 1513, 1458, 1349, 816 cm^{-1} ; MS (EI): *m/z* (%) 526 ($[\text{M} + 2]^+$, 3.76), 524 (M^+ , 3.79), 445 (1.77),

192 (100), 177 (15.2); HRMS calculated for $\text{C}_{24}\text{H}_{23}\text{BrF}_2\text{O}_6$: 524.0646; found: 526.0644.

1-Bromo-1,1-difluorooct-2-ene (7a). Colorless liquid. ^1H NMR (400 MHz, CDCl_3) δ ppm 6.25–6.17 (m, 1H), 5.89–5.71 (m, 1H), 2.33–2.10 (m, 2H), 1.43 (p, *J* = 7.3 Hz, 2H), 1.35–1.25 (m, 4H), 0.89 (*t*, *J* = 6.6 Hz, 3H); ^{13}C NMR (100 MHz, CDCl_3) δ ppm 139.6 (*t*, *J* = 5.8 Hz, *Z*), 137.2 (*t*, *J* = 7.0 Hz, *E*), 126.7 (*t*, *J* = 23.0 Hz, *E*), 126.2 (*t*, *J* = 25.2 Hz, *Z*), 117.2 (*t*, *J* = 299.0 Hz, *E*), 117.0 (*t*, *J* = 300.8 Hz, *Z*), 31.3 (*Z*), 31.2 (*E*), 31.1 (*E*), 28.4 (*Z*), 28.1 (*t*, *J* = 1.8 Hz, *Z*), 27.7 (*E*), 22.3 (*E*, *Z*), 13.9 (*E*, *Z*); ^{19}F NMR (376 MHz, CDCl_3) δ ppm -38.4 (d, *J* = 10.9 Hz, 2F, *Z*), -43.8 (d, *J* = 9.4 Hz, 2F, *E*); IR (thin film) ν 2922, 2851, 1735, 1465, 1026 cm^{-1} ; MS (EI): *m/z* (%) 227 ($[\text{M} + 2]^+$, 37.5), 225 (M^+ , 39.5), 145 (100), 103 (90.5); HRMS calculated for $\text{C}_8\text{H}_{12}\text{BrF}_2$: 225.0090; found: 225.0085.

(5-Bromo-5,5-difluoropent-3-en-1-yl)benzene (7b). Colorless liquid. ^1H NMR (400 MHz, CDCl_3) δ ppm 7.35–7.18 (m, 5H), 6.31–6.24 (m, 1H), 5.94–5.76 (m, 1H), 2.78 (*t*, *J* = 7.6 Hz, 2H), 2.72–2.45 (m, 2H); ^{13}C NMR (100 MHz, CDCl_3) δ ppm 140.7 (*Z*), 140.5 (*E*), 138.0 (*t*, *J* = 5.9 Hz, *Z*), 136.0 (*t*, *J* = 7.3 Hz, *E*), 128.58 (*E*), 128.56 (*Z*), 128.5 (*Z*), 128.4 (*E*), 127.4 (*t*, *J* = 23.3 Hz, *E*), 126.9 (*t*, *J* = 24.8 Hz, *Z*), 117.0 (*t*, *J* = 299.4 Hz, *E*), 116.8 (*t*, *J* = 300.8 Hz, *Z*), 34.8 (*Z*), 34.4 (*E*), 32.9 (*E*), 29.8 (*Z*); ^{19}F NMR (376 MHz, CDCl_3) δ ppm -38.8 (d, *J* = 12.4 Hz, 2F, *Z*), -44.1 (d, *J* = 10.9 Hz, 2F, *E*); IR (thin film) ν 3028, 2928, 1667, 1497, 1454, 1230, 1103, 1076, 922, 746, 698 cm^{-1} ; MS (EI): *m/z* (%) 262 ($[\text{M} + 2]^+$, 1.42), 260 (M^+ , 1.68), 181 (22.2), 91 (100); HRMS calculated for $\text{C}_{11}\text{H}_{11}\text{BrF}_2$: 262.0012; found: 262.0014.

(4-Bromo-4,4-difluorobut-2-en-1-yl)cyclohexane (7c). Colorless liquid. ^1H NMR (400 MHz, CDCl_3) δ ppm 6.22–6.14 (m, 1H), 5.89–5.73 (m, 1H), 2.24–2.20 (m, 1H), 2.04–1.99 (m, 1H), 1.71–1.62 (m, 5H), 1.42–1.34 (m, 1H), 1.28–1.10 (m, 3H), 1.00–0.86 (m, 2H); ^{13}C NMR (100 MHz, CDCl_3) δ ppm 138.4 (*t*, *J* = 5.8 Hz, *Z*), 135.9 (*t*, *J* = 7.3 Hz, *E*), 127.7 (*t*, *J* = 23.0 Hz, *E*), 126.7 (*t*, *J* = 24.4 Hz, *Z*), 117.0 (*t*, *J* = 299.4 Hz, *E*, *Z*), 39.1 (*E*), 37.9 (*Z*), 37.3 (*E*), 35.7 (*Z*), 33.0 (*E*, *Z*), 26.3 (*E*, *Z*), 26.22 (*Z*), 26.16 (*E*); ^{19}F NMR (376 MHz, CDCl_3) δ ppm -38.2 (d, *J* = 12.4 Hz, 2F, *Z*), -43.8 (d, *J* = 9.4 Hz, 2F, *E*); IR (thin film) ν 2924, 2853, 1741, 1449, 1171, 922 cm^{-1} ; MS (EI): *m/z* (%) 173 ($[\text{M} - \text{Br}]^+$, 11.0), 90 (49.7), 83 (100); HRMS calculated for $\text{C}_{10}\text{H}_{15}\text{BrF}_2$: 252.0325; found: 252.0320.

8-Bromo-8,8-difluorooct-6-en-1-ol (7d). Colorless liquid. ^1H NMR (400 MHz, CDCl_3) δ ppm 6.23–6.17 (m, 1H), 5.90–5.72 (m, 1H), 3.64 (*t*, *J* = 6.4 Hz, 2H), 2.37–2.12 (m, 2H), 1.61–1.54 (m, 3H), 1.51–1.36 (m, 4H); ^{13}C NMR (100 MHz, CDCl_3) δ ppm 139.1 (*t*, *J* = 5.9 Hz, *Z*), 136.8 (*t*, *J* = 7.3 Hz, *E*), 126.9 (*t*, *J* = 23.0 Hz, *E*), 126.5 (*t*, *J* = 23.7 Hz, *Z*), 117.1 (*t*, *J* = 299.0 Hz, *E*), 116.9 (*t*, *J* = 301.2 Hz, *Z*), 62.8 (*Z*), 62.7 (*E*), 32.4 (*E*), 32.2 (*Z*), 31.1 (*E*), 28.5 (*Z*), 28.2 (*Z*), 27.8 (*E*), 25.2 (*E*), 24.9 (*Z*); ^{19}F NMR (376 MHz, CDCl_3) δ ppm -38.5 (d, *J* = 12.4 Hz, 2F, *Z*), -43.8 (d, *J* = 8.3 Hz, 2F, *E*); IR (thin film) ν 3310 (w), 2936, 2862, 1668, 1230, 1075, 921, 737, 634 cm^{-1} ; MS (EI): *m/z* (%) 163 ($[\text{M} - \text{Br}]^+$, 2.32), 145 (19.6), 103 (100); HRMS calculated for $\text{C}_8\text{H}_{11}\text{BrF}_2$ [$\text{M} - \text{H}_2\text{O}$]: 224.0012; found: 224.0013.

3-(2-Bromo-2,2-difluoroethyl)-4-methyl-1-tosylpyrrolidine (14). Colorless liquid. ^1H NMR (400 MHz, CDCl_3) δ ppm 7.69



(d, $J = 8.4$ Hz, 2H), 7.32 (d, $J = 8.0$ Hz, 2H), 3.66–3.32 (m, 2H), 3.06–2.74 (m, 2H), 2.59–1.71 (m, 7H), 0.73 (d, $J = 7.2$ Hz, 3H); ^{13}C NMR (100 MHz, CDCl_3) δ ppm 143.65, 143.61, 133.9, 133.7, 129.8, 127.5, 127.4, 121.9 (t, $J = 303.7$ Hz), 121.6 (t, $J = 303.4$ Hz), 54.4, 53.8, 53.1 (t, $J = 2.2$ Hz), 50.4, 46.4 (t, $J = 21.9$ Hz), 42.9 (t, $J = 21.9$ Hz), 41.40, 41.38, 38.6, 37.4 (t, $J = 2.2$ Hz), 35.3, 21.5, 15.6, 13.4; ^{19}F NMR (376 MHz, CDCl_3) δ ppm –42.1–(–44.8) (m, 2F); IR (thin film) ν 2959, 2929, 1598, 1346, 1222, 1094, 1051, 929, 665, 592, 548 cm^{-1} ; MS (EI): m/z (%) 383 ($[\text{M} + 2]^+$, 31.4), 381 (M^+ , 31.7), 228 (97.1), 226 (100), 91 (95.8); HRMS calculated for $\text{C}_{14}\text{H}_{18}\text{BrF}_2\text{NO}_2\text{S}$: 381.0210; found: 381.0208.

[2-D]-((3-bromo-3,3-difluoropropyl)sulfonyl)benzene ([D]4S). White solid, m.p. 85–87 °C. ^1H NMR (400 MHz, CDCl_3) δ ppm 7.91 (d, $J = 6.8$ Hz, 2H), 7.71–7.68 (m, 1H), 7.61–7.58 (m, 2H), 3.31–3.29 (m, 1H), 2.84–2.75 (m, 2H); ^{13}C NMR (100 MHz, CDCl_3) δ ppm 138.2, 134.5, 129.7, 128.1, 119.7 (t, $J = 303.4$ Hz), 50.9–50.4 (m), 37.8 (t, $J = 24.1$ Hz); ^{19}F NMR (376 MHz, CDCl_3) δ ppm –45.2 (t, $J = 12.2$ Hz, 2F); IR (thin film) ν 3059, 1448, 1308, 1254, 1088, 1021, 734, 527 cm^{-1} ; MS (EI): m/z (%) 301 ($[\text{M} + 2]^+$, 10.2), 299 (M^+ , 10.2), 220 (78.7), 77 (100); HRMS calculated for $\text{C}_9\text{H}_8\text{DBrF}_2\text{O}_2\text{S}$: 298.9537; found: 298.9541.

(5,5-Difluoropentyl)benzene (8). A mixture of **4a** (0.2 mmol, 52.4 mg, 1.0 equiv.), activated zinc powder (1.0 mmol, 65 mg, 5.0 equiv.) and 0.1 mL HCl (2 M in water) in 2 mL DMF was stirred at 60 °C for 20 h and monitored by TLC. After the mixture was cooled to room temperature, saturated NaCl aqueous solution (10 mL) was added. Then the mixture was extracted with diethyl ether (3 \times 5 mL). The combined organic extracts were dried over anhydrous MgSO_4 and evaporated under reduced pressure. The crude product was purified by chromatography on silica gel (hexane) to afford compound **8** (colorless liquid, 22.3 mg, 60% yield). ^1H NMR (400 MHz, CDCl_3) δ ppm 7.30–7.11 (m, 5H), 5.78 (tt, $J = 57.0$, 4.6 Hz, 1H), 2.63 (t, $J = 7.8$ Hz, 2H), 1.91–1.77 (m, 2H), 1.72–1.64 (m, 2H), 1.53–1.45 (m, 2H); ^{13}C NMR (100 MHz, CDCl_3) δ ppm 142.0, 128.4, 125.9, 117.4 (t, $J = 237.4$ Hz), 35.7, 34.0 (t, $J = 20.4$ Hz), 30.9, 21.8 (t, $J = 2.2$ Hz); ^{19}F NMR (376 MHz, CDCl_3) δ ppm –115.8 (dt, $J = 57.2$, 17.7 Hz, 2F).

(5,5-Difluorooct-7-en-1-yl)benzene (9). To a mixture of **4a** (0.2 mmol, 52.4 mg, 1.0 equiv.) and allyltributyltin (1.0 mL, 9.8 mmol) in toluene (1 mL) was added catalytic amounts of AIBN several times at 90 °C under an argon atmosphere. After 2 h, saturated KF aq. and AcOEt (10 mL) was added to the reaction mixture and stirred at room temperature for 1 h. The organic layer was filtered and dried over anhydrous MgSO_4 , then concentrated under reduced pressure. The crude product was purified by column chromatography on silica gel (hexane) to afford the desired product **9** (colorless liquid, 24.2 mg, 53%). ^1H NMR (400 MHz, CDCl_3) δ ppm 7.29–7.25 (m, 2H), 7.19–7.15 (m, 3H), 5.82–5.72 (m, 1H), 5.19 (d, $J = 4.0$ Hz, 1H), 5.16 (d, $J = 12.0$ Hz, 1H), 2.61 (t, $J = 7.2$ Hz, 2H), 2.57 (td, $J = 16.4$, 7.2 Hz, 2H), 1.89–1.76 (m, 2H), 1.68–1.61 (m, 2H), 1.55–1.49 (m, 2H); ^{13}C NMR (100 MHz, CDCl_3) δ ppm 142.2, 129.8, 128.4, 128.3, 125.8, 124.2 (t, $J = 239.9$ Hz), 120.0, 41.2 (t, $J = 25.9$ Hz), 35.8 (t, $J = 25.2$ Hz), 35.7, 31.1, 21.8 (t, $J = 4.8$ Hz);

^{19}F NMR (376 MHz, CDCl_3) δ ppm –97.2 (m, $J = 17.4$ Hz, 2F); IR (thin film) ν 3084, 3027, 2932, 2859, 1646, 1496, 1454, 987, 925, 876, 746, 698 cm^{-1} ; MS (EI): m/z (%) 224 ($[\text{M}]^+$, 53.7), 117 (26.7), 91 (100); HRMS calculated for $\text{C}_{14}\text{H}_{18}\text{F}_2$: 224.1377; found: 224.1380.

(5,5-Difluorooct-7-en-1-yl)benzene (10). Compound **4a** (0.2 mmol, 52.4 mg, 1.0 equiv.) was added to a solution of TBAF (0.6 mmol, 1.0 equiv.) in dry THF (1 mL) at room temperature under an argon atmosphere. After 2 h, the reaction mixture was concentrated under reduced pressure. The crude product was purified by column chromatography on silica gel (hexane) to afford the desired product **10** (colorless liquid, 32.4 mg, 89%). ^1H NMR (400 MHz, CDCl_3) δ ppm 7.30 (t, $J = 7.4$ Hz, 2H), 7.25–7.17 (m, 3H), 4.16 (dtd, $J = 25.6$, 7.8, 2.4 Hz, 1H), 2.63 (t, $J = 7.6$ Hz, 2H), 2.05–2.00 (m, 2H), 1.75–1.68 (m, 2H); ^{13}C NMR (100 MHz, CDCl_3) δ ppm 156.4 (dd, $J = 285.1$, 282.9 Hz), 141.9, 128.42, 128.38, 125.9, 77.7 (t, $J = 21.2$ Hz), 35.1, 31.3 (t, $J = 2.6$ Hz), 21.8 (d, $J = 4.4$ Hz); ^{19}F NMR (376 MHz, CDCl_3) δ ppm –89.2 (d, $J = 47.8$ Hz, 1F), –91.5 (dd, $J = 47.8$, 25.6 Hz, 1F).

(Z)-(5-Fluoropent-4-en-1-yl)benzene (11). A mixture of **4a** (0.2 mmol, 52.4 mg, 1.0 equiv.), CrCl_2 (1.2 mmol, 74.2 mg, 6.0 equiv.) and LiI (0.1 mmol, 13.4 mg, 0.5 equiv.) in DMF (1 mL) was stirred at room temperature under an argon atmosphere for 4 h. Then HCl solution (2 M, 1 mL) was added and the mixture was extracted with diethyl ether (3 \times 5 mL). The combined organic extracts were dried over anhydrous MgSO_4 and evaporated under reduced pressure. The crude product was purified by column chromatography on silica gel (hexane) to afford the desired product **11** (colorless liquid, 30.2 mg, 92%). ^1H NMR (400 MHz, CDCl_3) δ ppm 7.30–7.15 (m, 5H), 6.49 (dtd, $J = 85.6$, 4.4, 1.6 Hz, 1H), 4.77 (dtd, $J = 43.2$, 7.4, 4.8 Hz, 1H), 2.66 (t, $J = 10.2$ Hz, 2H), 2.20–2.11 (m, 2H), 1.77–1.69 (m, 2H); ^{13}C NMR (100 MHz, CDCl_3) δ ppm 147.9 (d, $J = 255.2$ Hz), 142.2, 128.5, 128.3, 125.8, 110.6 (d, $J = 5.1$ Hz), 35.4, 31.0, 22.4 (d, $J = 5.1$ Hz); ^{19}F NMR (376 MHz, CDCl_3) δ ppm –130.6 (dd, $J = 85.7$, 42.1 Hz, 1F); IR (thin film) ν 3027, 2927, 2859, 1672, 1496, 1454, 1030, 744, 699 cm^{-1} ; MS (EI): m/z (%) 164 (M^+ , 47.9), 117 (26.0), 91 (100); HRMS calculated for $\text{C}_{11}\text{H}_{13}\text{F}$: 164.1001; found: 164.0997.

(Z)-2-Fluoro-1,6-diphenylhex-2-en-1-ol (12). Benzaldehyde (0.4 mmol, 42.4 mg, 2.0 equiv.) was added dropwise to a mixture of **4a** (0.2 mmol, 52.4 mg, 1.0 equiv.), CrCl_2 (1.2 mmol, 74.2 mg, 6.0 equiv.) and LiI (0.1 mmol, 13.4 mg, 0.5 equiv.) in DMF (1 mL) at room temperature under an argon atmosphere. The reaction mixture was stirred at room temperature for 4 h. Then H_2O (10 mL) was added and the mixture was extracted with diethyl ether (3 \times 5 mL). The combined organic extracts were dried over anhydrous MgSO_4 and evaporated under reduced pressure. The crude product was purified by column chromatography on silica gel (hexane : EtOAc = 5 : 1) to afford the desired product **12** (colorless liquid, 27.5 mg, 51% yield). ^1H NMR (400 MHz, CDCl_3) δ ppm 7.44–7.25 (m, 7H), 7.20–7.16 (m, 3H), 5.20 (dd, $J = 12.8$, 4.0 Hz, 1H), 4.16 (dt, $J = 37.2$, 7.6 Hz, 1H), 2.62 (t, $J = 7.6$ Hz, 2H), 2.22–2.14 (m, 3H), 1.75–1.67 (m, 2H); ^{13}C NMR (100 MHz, CDCl_3) δ ppm 158.8



(d, $J = 254.5$ Hz), 142.2, 139.7, 128.6, 128.5, 128.3, 126.7, 125.8, 107.3 (d, $J = 13.9$ Hz), 72.8 (d, $J = 32.1$ Hz), 35.5, 30.9, 23.1 (d, $J = 4.4$ Hz); ^{19}F NMR (376 MHz, CDCl_3) δ ppm -122.7 (dd, $J = 36.5, 12.0$ Hz, 1F); IR (thin film) ν 3389 (w), 3027, 2929, 2859, 1707, 1603, 1495, 1453, 1016, 747, 699 cm^{-1} ; MS (EI): m/z (%) 270 (M^+ , 30.1), 107 (100), 91 (92.0); HRMS calculated for $\text{C}_{18}\text{H}_{19}\text{FO}_4$: 270.1420; found: 270.1423.

Acknowledgements

We thank the National Natural Science Foundation of China (21272036, 21332010, 21421002) and the National Basic Research Program of China (2012CB21600) for financial support.

Notes and references

- (a) M. Cametti, B. Crousse, P. Metrangolo, R. Milani and G. Resnati, *Chem. Soc. Rev.*, 2012, **41**, 31; (b) Y. Li, *Acc. Chem. Res.*, 2012, **45**, 723; (c) R. Berger, G. Resnati, P. Metrangolo, E. Weber and J. Hulliger, *Chem. Soc. Rev.*, 2011, **40**, 3496; (d) W. K. Hagmann, *J. Med. Chem.*, 2008, **51**, 4359; (e) D. O'Hagan, *Chem. Soc. Rev.*, 2008, **37**, 308; (f) S. Purser, P. R. Moore, S. Swallow and V. Gouverneur, *Chem. Soc. Rev.*, 2008, **37**, 320; (g) K. Muller, C. Faeh and F. Diederich, *Science*, 2007, **317**, 1881.
- (a) X. Yang, T. Wu, R. J. Phipps and F. D. Toste, *Chem. Rev.*, 2015, **115**, 826; (b) X.-H. Xu, K. Matsuzaki and N. Shibata, *Chem. Rev.*, 2015, **115**, 731; (c) C. Ni, M. Hu and J. Hu, *Chem. Rev.*, 2015, **115**, 765; (d) X. Liu, C. Xu, M. Wang and Q. Liu, *Chem. Rev.*, 2015, **115**, 683; (e) B. Lantaño, M. R. Torviso, S. M. Bonesi, S. Barata-Vallejo and A. Postigo, *Coord. Chem. Rev.*, 2015, **285**, 76; (f) J. Charpentier, N. Früh and A. Togni, *Chem. Rev.*, 2015, **115**, 650; (g) C. Alonso, E. Martínez de Marigorta, G. Rubiales and F. Palacios, *Chem. Rev.*, 2015, **115**, 1847; (h) N. Santschi and R. Gilmour, *Angew. Chem., Int. Ed.*, 2014, **53**, 11414; (i) E. Merino and C. Nevado, *Chem. Soc. Rev.*, 2014, **43**, 6598; (j) L. Chu and F.-L. Qing, *Acc. Chem. Res.*, 2014, **47**, 1513; (k) D. L. Browne, *Angew. Chem., Int. Ed.*, 2014, **53**, 1482; (l) T. Liang, C. N. Neumann and T. Ritter, *Angew. Chem., Int. Ed.*, 2013, **52**, 8214.
- (a) S. Z. Zhu, C. H. Xing, W. Xu, G. F. Jin and Z. T. Li, *Cryst. Growth Des.*, 2004, **4**, 53; (b) P. Cardillo, E. Corradi, A. Lunghi, S. V. Meille, M. T. Messina, P. Metrangolo and G. Resnati, *Tetrahedron*, 2000, **56**, 5535; (c) E. Corradi, S. V. Meille, M. T. Messina, P. Metrangolo and G. Resnati, *Tetrahedron Lett.*, 1999, **40**, 7519; (d) A. Farina, S. V. Meille, M. T. Messina, P. Metrangolo, G. Resnati and G. Vecchio, *Angew. Chem., Int. Ed.*, 1999, **38**, 2433.
- (a) Q.-Q. Min, Z. Yin, Z. Feng, W.-H. Guo and X. Zhang, *J. Am. Chem. Soc.*, 2014, **136**, 1230; (b) B. Gao, Y. Zhao, M. Hu, C. Ni and J. Hu, *Chem. – Eur. J.*, 2014, **20**, 7803; (c) S. Ou, M. Jiang and J.-T. Liu, *Tetrahedron*, 2013, **69**, 10820; (d) H. Martinez, A. Rebeyrol, T. B. Nelms and W. R. Dolbier Jr., *J. Fluorine Chem.*, 2012, **135**, 167.
- (a) T.-P. Yang, Q. Li, J.-H. Lin and J.-C. Xiao, *Chem. Commun.*, 2014, **50**, 1077; (b) V. V. Levin, A. A. Zemtsov, M. I. Struchkova and A. D. Dilman, *Org. Lett.*, 2013, **15**, 917; (c) K. M. Borys, M. D. Korzyński and Z. Ochal, *Tetrahedron Lett.*, 2012, **53**, 6606; (d) A. Suzuki, M. Mae, H. Amii and K. Uneyama, *J. Org. Chem.*, 2004, **69**, 5132.
- (a) C. Ehm, F. A. Akkerman and D. Lentz, *J. Fluorine Chem.*, 2010, **131**, 1173; (b) T. B. Nguyen, A. Martel, R. Dhal and G. Dujardin, *Synlett*, 2009, 2492; (c) Y. Guo, K. Fujiwara, H. Amii and K. Uneyama, *J. Org. Chem.*, 2007, **72**, 8523; (d) S. Higashiya, W. J. Chung, D. S. Lim, S. C. Ngo, W. H. Kelly IV, P. J. Toscano and J. T. Welch, *J. Org. Chem.*, 2004, **69**, 6323.
- (a) M.-C. Belhomme, D. Dru, H.-Y. Xiong, D. Cahard, T. Besset, T. Poisson and X. Pannecoucke, *Synthesis*, 2014, 1859; (b) H. Jiang, S. Yuan, Y. Cai, W. Wan, S. Zhu and J. Hao, *J. Fluorine Chem.*, 2012, **133**, 167; (c) H. Jiang, L. Sun, S. Yuan, W. Lu, W. Wan, S. Zhu and J. Hao, *Tetrahedron*, 2012, **68**, 2858; (d) S. N. Tverdomed, J. Kolanowski, E. Lork and G.-V. Rösenthaller, *Tetrahedron*, 2011, **67**, 3887.
- (a) B. Pégot, C. Urban, P. Diter and E. Magnier, *Eur. J. Org. Chem.*, 2013, 7800; (b) G. Liu, X. Wang, X. Lu, X.-H. Xu, E. Tokunaga and N. Shibata, *ChemistryOpen*, 2012, **1**, 227; (c) G. Liu, S. Mori, X. Wang, S. Noritake, E. Tokunaga and N. Shibata, *New J. Chem.*, 2012, **36**, 1769; (d) C.-P. Zhang, H.-P. Cao, Z.-L. Wang, C.-T. Zhang, Q.-Y. Chen and J.-C. Xiao, *Synlett*, 2010, 1089.
- (a) Y. Zhao, B. Gao and J. Hu, *J. Am. Chem. Soc.*, 2012, **134**, 5790; (b) M. D. Kosobokov, V. V. Levin, M. I. Struchkova and A. D. Dilman, *Org. Lett.*, 2014, **16**, 3784; (c) A. V. Tsybmal, M. D. Kosobokov, V. V. Levin, M. I. Struchkova and A. D. Dilman, *J. Org. Chem.*, 2014, **79**, 7831.
- J. Ignatowska and W. Dmowski, *J. Fluorine Chem.*, 2007, **128**, 997.
- (a) C.-J. Wallentin, J. D. Nguyen, P. Finkbeiner and C. R. J. Stephenson, *J. Am. Chem. Soc.*, 2012, **134**, 8875; (b) X.-C. Guo and Q.-Y. Chen, *J. Fluorine Chem.*, 1998, **88**, 63; (c) F.-H. Wu, B.-N. Huang, L. Lu and W.-Y. Huang, *J. Fluorine Chem.*, 1996, **80**, 91; (d) C.-M. Hu and J. Chen, *J. Fluorine Chem.*, 1994, **69**, 79; (e) J. Gonzalez, C. J. Foti and S. Elsheimer, *J. Org. Chem.*, 1991, **56**, 4322; (f) S. Elsheimer, D. K. Slattery, M. Michael, J. Weeks and K. Topoleski, *J. Org. Chem.*, 1989, **54**, 3992.
- (a) C.-M. Hu and J. Chen, *J. Chem. Soc., Chem. Commun.*, 1993, 72; (b) S.-H. Wu, W.-Z. Liu and X.-K. Jiang, *J. Org. Chem.*, 1994, **59**, 854.
- H. Asai and K. Uneyama, *Chem. Lett.*, 1995, **24**, 1123.
- (a) D. A. Nicewicz and T. M. Nguyen, *ACS Catal.*, 2014, **4**, 355; (b) C. K. Prier, D. A. Rankic and D. W. C. MacMillan, *Chem. Rev.*, 2013, **113**, 5322; (c) J. Xuan and W.-J. Xiao, *Angew. Chem., Int. Ed.*, 2012, **51**, 6828; (d) J. M. R. Narayanam and C. R. J. Stephenson, *Chem. Soc. Rev.*, 2011, **40**, 102; (e) T. P. Yoon, M. A. Ischay and J. Du, *Nat. Chem.*, 2010, **2**, 527.



- 15 (a) P. Xu, A. Abdukader, K. Hu, Y. Cheng and C. Zhu, *Chem. Commun.*, 2014, **50**, 2308; (b) J. Xie, X. Yuan, A. Abdukader, C. Zhu and J. Ma, *Org. Lett.*, 2014, **16**, 1768; (c) S. H. Oh, Y. R. Malpani, N. Ha, Y.-S. Jung and S. B. Han, *Org. Lett.*, 2014, **16**, 1310; (d) T. Koike and M. Akita, *Top. Catal.*, 2014, **57**, 967; (e) N. Iqbal, J. Jung, S. Park and E. J. Cho, *Angew. Chem., Int. Ed.*, 2014, **53**, 539; (f) G. Dagousset, A. Carboni, E. Magnier and G. Masson, *Org. Lett.*, 2014, **16**, 4340; (g) Y. Cheng, X. Yuan, H. Jiang, R. Wang, J. Ma, Y. Zhang and S. Yu, *Adv. Synth. Catal.*, 2014, **356**, 2859; (h) D. Cantillo, O. de Frutos, J. A. Rincón, C. Mateos and C. O. Kappe, *Org. Lett.*, 2014, **16**, 896; (i) Y. Yasu, T. Koike and M. Akita, *Chem. Commun.*, 2013, **49**, 2037; (j) Y. Yasu, T. Koike and M. Akita, *Org. Lett.*, 2013, **15**, 2136; (k) D. J. Wilger, N. J. Gesmundo and D. A. Nicewicz, *Chem. Sci.*, 2013, **4**, 3160; (l) E. Kim, S. Choi, H. Kim and E. J. Cho, *Chem. – Eur. J.*, 2013, **19**, 6209; (m) S. Mizuta, S. Verhoog, K. M. Engle, T. Khotavivattana, M. O'Duill, K. Wheelhouse, G. Rassias, M. Médebielle and V. Gouverneur, *J. Am. Chem. Soc.*, 2013, **135**, 2505; (n) Y. Yasu, T. Koike and M. Akita, *Angew. Chem., Int. Ed.*, 2012, **51**, 9567; (o) N. Iqbal, S. Choi, E. Ko and E. J. Cho, *Tetrahedron Lett.*, 2012, **53**, 2005; (p) Y. Ye and M. S. Sanford, *J. Am. Chem. Soc.*, 2012, **134**, 9034; (q) D. A. Nagib and D. W. C. MacMillan, *Nature*, 2011, **480**, 224; (r) D. A. Nagib, M. E. Scott and D. W. C. MacMillan, *J. Am. Chem. Soc.*, 2009, **131**, 10875.
- 16 (a) X.-J. Tang and W. R. Dolbier, *Angew. Chem., Int. Ed.*, 2015, **54**, 4246; (b) C. Yu, N. Iqbal, S. Park and E. J. Cho, *Chem. Commun.*, 2014, **50**, 12884; (c) W. Li, X. Zhu, H. Mao, Z. Tang, Y. Cheng and C. Zhu, *Chem. Commun.*, 2014, **50**, 7521; (d) L. Wang, X.-J. Wei, W.-L. Jia, J.-J. Zhong, L.-Z. Wu and Q. Liu, *Org. Lett.*, 2014, **16**, 5842; (e) X. Sun and S. Yu, *Org. Lett.*, 2014, **16**, 2938; (f) Y.-M. Su, Y. Hou, F. Yin, Y.-M. Xu, Y. Li, X. Zheng and X.-S. Wang, *Org. Lett.*, 2014, **16**, 2958; (g) J. Jung, E. Kim, Y. You and E. J. Cho, *Adv. Synth. Catal.*, 2014, **356**, 2741; (h) M. Rueda-Becerril, O. Mahé, M. Drouin, M. B. Majewski, J. G. West, M. O. Wolf, G. M. Sammis and J.-F. Paquin, *J. Am. Chem. Soc.*, 2014, **136**, 2637.
- 17 (a) Q.-Y. Lin, X.-H. Xu and F.-L. Qing, *J. Org. Chem.*, 2014, **79**, 10434; (b) Q. Lin, L. Chu and F.-L. Qing, *Chin. J. Chem.*, 2013, **31**, 885.
- 18 D. P. Hari and B. König, *Chem. Commun.*, 2014, **50**, 6688.
- 19 The ratios of *E/Z* isomers of compounds **7a-d** were determined by the ¹⁹F NMR of isolated products. The *E* isomers were assigned according to a recent literature: Q.-Q. Min, Z. Yin, Z. Feng, W.-H. Guo and X. Zhang, *J. Am. Chem. Soc.*, 2014, **136**, 1230.
- 20 S. Peng, F.-L. Qing, Y.-Q. Li and C.-M. Hu, *J. Org. Chem.*, 2000, **65**, 694.
- 21 A. Suzuki, M. Mae, H. Amii and K. Uneyama, *J. Org. Chem.*, 2004, **69**, 5132.
- 22 P. Tarrant and E. C. Stump, *J. Org. Chem.*, 1964, **29**, 1198.
- 23 T. Nihei, S. Yokotani, T. Ishihara and T. Konno, *Chem. Commun.*, 2014, **50**, 1543.
- 24 For the oxidation and reduction potentials of typical photocatalysts, see: M. Reckenthäler and A. G. Griesbeck, *Adv. Synth. Catal.*, 2013, **355**, 2727.
- 25 B. H. Lipshutz, S. Ghorai and W. W. Y. Leong, *J. Org. Chem.*, 2009, **74**, 2854.
- 26 J. E. Enholm, T. Low, D. Cooper and I. Ghivirija, *Tetrahedron*, 2012, **68**, 6920.
- 27 We would like to thank one of the referees for the comment that green irradiation should be used for exciting eosin Y. Indeed, the green LEDs ($\lambda = 510\text{--}525\text{ nm}$) were better than blue LEDs ($\lambda = 460\text{--}470\text{ nm}$) for this reaction, affording products **4** in slightly higher yields.

