

Cite this: *Chem. Sci.*, 2023, 14, 4152

All publication charges for this article have been paid for by the Royal Society of Chemistry

Fragile intermediate identification and reactivity elucidation in electrochemical oxidative α -C(sp³)-H functionalization of tertiary amines†Kailun Liang,^{‡a} Dongmei Zhang,^{‡c} Yanming Su,^a Lijun Lu,^a Jun Hu,^e Yi-Hung Chen,^{*a} Xinxing Zhang,^{ib *c} Aiwen Lei^{ib *abd} and Hong Yi^{ib *a}

The direct α -C(sp³)-H functionalization of widely available tertiary amines holds promise for the rapid construction of complex amine architectures. The activation of C(sp³)-H bonds through electron transfer and proton transfer by oxidants, photoredox catalysis and electrochemical oxidation have received wide attention recently. In these reactions, the direct capture and identification of the key reactive radical intermediates are technically difficult due to their short life-time. Herein, an online electrochemical mass spectrometry (MS) methodology was utilized to probe the short-lived intermediates in the electrochemical oxidative α -C(sp³)-H functionalization of tertiary amines. The resulting electrochemical oxidation intermediates, α -amino radical cation and iminium cation were successfully detected. Further, the α -amino C(sp³) radical added to the double bond of a phenyl *trans*-styryl sulfone, yielding another C(sp³) radical that leads to the final vinylation. Based on the mass spectrometric elucidation of the reactivity of the α -amino radical, a scale-up electrochemical radical vinylation methodology was established, with which a large variety of allylic amines with broad functional group tolerance were synthesized.

Received 31st January 2023

Accepted 17th March 2023

DOI: 10.1039/d3sc00527e

rsc.li/chemical-science

Amine-containing compounds constitute important structural motifs of pharmaceuticals and natural products.¹ Direct activation of α -C(sp³)-H bonds is an efficient way to functionalize tertiary amines. Transition metal catalysts have been used for α -C(sp³)-H functionalization of tertiary amines, in which the C(sp³)-metal species are the key intermediates for the transformations (Fig. 1A).² Hydrogen atom transfer (HAT) is another way to functionalize tertiary amines by generating α -amino C(sp³) radicals through a direct hydrogen abstraction process.³ Halogen-,⁴ nitrogen-,⁵ and oxygen-centered radicals⁶

generated from HAT reagents can promote the HAT process of an inert C(sp³)-H bond on tertiary amines, which leads to further functionalization (Fig. 1B). Electrosynthesis has emerged as a broadly applicable redox tool,⁷ offering a mild way to drive chemical reactions without the requirement of

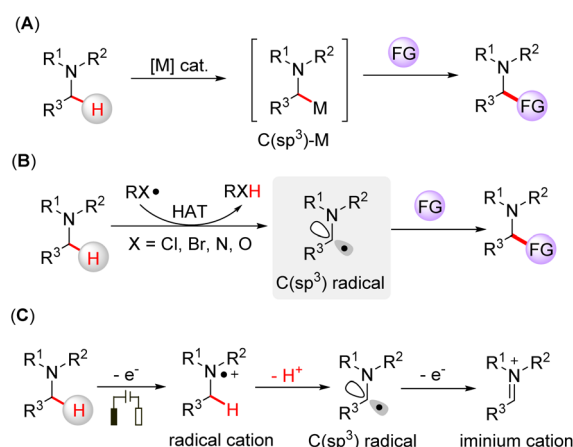


Fig. 1 Different strategies for α -C(sp³)-H functionalization of tertiary amines. (A) Transition-metal catalyzed functionalization of tertiary amines via C(sp³)-metal intermediates; (B) functionalization of tertiary amines via a hydrogen atom transfer (HAT) process; (C) electrochemical oxidative functionalization of tertiary amines via an electrochemical SET process. FG = functional group.

^aThe Institute for Advanced Studies (IAS), Wuhan University, Wuhan, Hubei 430072, P. R. China. E-mail: hong.yi@whu.edu.cn; aiwenlei@whu.edu.cn; yihungchen@whu.edu.cn

^bCollege of Chemistry and Molecular Sciences, Wuhan University, Wuhan, Hubei 430072, P. R. China

^cCollege of Chemistry, Key Laboratory of Advanced Energy Materials Chemistry (Ministry of Education), Renewable Energy Conversion and Storage Center (ReCAST), Tianjin Key Laboratory of Biosensing and Molecular Recognition, Shenzhen Research Institute, Frontiers Science Center for New Organic Matter, Nankai University, Tianjin, 300071, China. E-mail: zhangxx@nankai.edu.cn

^dNational Research Center for Carbohydrate Synthesis, Jiangxi Normal University, Nanchang, Jiangxi 330022, P. R. China

^eSchool of Life Sciences and Health Engineering, Jiangnan University, Wuxi 214122, China

† Electronic supplementary information (ESI) available. See DOI: <https://doi.org/10.1039/d3sc00527e>

‡ These authors contributed equally to this work.



stoichiometric oxidants. In this case, tertiary amines can be oxidized to nitrogen radical cations *via* a single electron transfer (SET) process, followed by deprotonation, yielding α -amino C(sp³) radicals (Fig. 1C).⁸ Moreover, the α -amino carbon radical can be further oxidized to an iminium cation, a reactive intermediate often involved in cross-dehydrogenative coupling reactions.⁹ Although the functionalization of tertiary amines has been rapidly developed, the direct capture of the intermediate radicals is scarce due to their short lifetime, and hence, the development of online methodologies that can identify short-lived intermediates is needed to deepen our understanding of these elusive intermediates.

Among the various methods for probing the complex intermediates in electrochemical reactions, mass spectrometry stands out with remarkable advantages of fast screening speed and high sensitivity for capturing and identifying short-lived radical species. Recently, online electrochemical mass spectrometry (EC/MS) with variable ionization techniques such as differential electrochemical mass spectrometry (DEMS),¹⁰ electrospray ionization (ESI),¹¹ desorption electrospray ionization (DESI),¹² thermospray ionization,¹³ and nanospray desorption electrospray ionization (Nano-DESI)¹⁴ has made great progress in the mechanistic studies of electrochemical reactions. For example, Zare¹⁵ and co-workers developed a “waterwheel” working electrode, which allowed the newly electrogenerated species to be quickly desorbed with DESI and transferred and captured. Xu¹⁶ and co-workers captured several long-sought elusive intermediates by mass spectrometry using a wireless carbon bipolar electrode (BPE) deposited into the spray tip of a nanopipette.

In this study, we utilized the BPE method combined with nano-electrospray ionization mass spectrometry to investigate the short-lived reactive intermediates during the electrochemical oxidation and functionalization of the α -C(sp³)-H on tertiary amines. The α -amino radical cation and iminium cation were directly captured and identified. The neutral α -amino C(sp³) radical was also evidenced through its addition to a phenyl *trans*-styryl sulfone. Based on the fast screening and mechanistic elucidation of the α -vinylation reactions by mass spectrometry, scale-up synthesis of a large variety of allylic amines in undivided electrochemical cells was achieved.

Initially, we selected 1-phenylpyrrolidine as the substrate to study the reactive radical species generated by electrochemical oxidation using BPE combined with nano-electrospray ionization. Briefly, a Cu wire (0.2 mm i.d.) was inserted into a quartz capillary from its rear end and then connected to a high-voltage power supply. The BPE took advantage of the high voltage to trigger electrospray ionization and to induce potential difference and thus redox reactions at the two ends of the deposited carbon film inside of the spray tip (Fig. 2A).¹⁶ With this method, electrospray ionization and electrochemical reaction occurred simultaneously, permitting rapid transfer of the electrochemically generated short-lived intermediates into a mass spectrometer for mass and structure analysis. When a positive high voltage is applied, oxidation half reactions occur on the far end of the carbon film that is closer to the sprayer tip

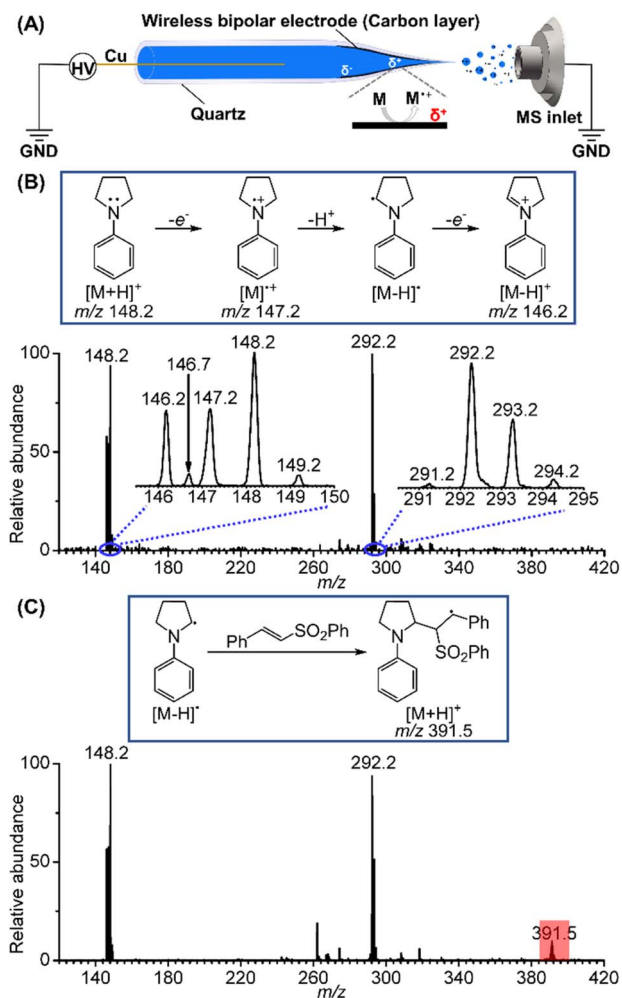


Fig. 2 (A) Illustration of the implementation of BPE for nano-electrospray ionization mass spectrometry; (B) a typical mass spectrum showing the oxidation products of 1-phenylpyrrolidine; (C) a typical mass spectrum showing the addition product between the α -amino C(sp³) radical and a phenyl *trans*-styryl sulfone.

and mass spectrometer inlet, facilitating mass analysis of the oxidation products. Fig. 2B presents the mass spectrum of the oxidation products generated from a BPE deposited nanopipette filled with a 10 μ M 1-phenylpyrrolidine solution prepared in mixed solvents (MeCN/H₂O = 6/0.5). The m/z 148.2 peak is ascribed to the intact protonated 1-phenylpyrrolidine cation. Two other peaks at m/z 147.2 and 146.2 are ascribed to the 1-phenylpyrrolidine radical cation ([M]^{•+}) and the iminium ion ([M - H]⁺). Based on the observation of these two cations, the existence of the neutral α -amino C(sp³) radical ([M - H][•]) can be inferred as a deprotonation product of the 1-phenylpyrrolidine radical cation (m/z 147.2), since the latter is known to be highly acidic.¹⁷ A minor peak appeared at a half mass position, m/z 146.7, suggesting that it was a doubly charged product from the dimerization of two positively charged ions of 1-phenylpyrrolidine. Other peaks relevant to the dimerization of the reactive species were also detected in the range of m/z 291–294, providing more details for the



electrooxidation process of 1-phenylpyrrolidine. The reactions involving the dimers are discussed in the ESI (Fig. S1).[†] Further, we used a phenyl *trans*-styryl sulfone as a coupling partner for the α -amino carbon radical, and the peak of the protonated addition product at m/z 391.5 was unambiguously observed, corresponding to another C(sp³) radical (Fig. 2C). This result further confirmed the existence of the α -amino C(sp³) radical.

Inspired by the above results, the long-sought fleeting intermediates produced by the electrooxidation of tri-*n*-propylamine (TPrA) were also investigated. Compared to the aromatic amines, the radical cation of TPrA, TPrA^{•+}, is more unstable and difficult to capture. Fig. 3A displays electrochemical mass spectra for TPrA using the same setup. Peaks at m/z 142.2, 143.2 and 144.2 are attributable to the iminium ion, TPrA⁺⁺ and protonated TPrA, respectively. The existence of TPrA^{•+} was further confirmed by comparing the intensity of the m/z 143.2 peak (18.2%) to the theoretical isotopic intensity from the neighbouring iminium ion (10.4%). Similar to the case of 1-phenylpyrrolidine, the existence of the neutral [TPrA-H][•] radical can also be inferred. In previous studies, Xu *et al.*¹⁶ have successfully captured TPrA^{•+} by using the BPE online electrochemical mass spectrometry method. Jiang *et al.*¹⁸ designed an electrochemistry-neutral reionization-mass spectrometry (EC-NR-MS) technique and detected TPrA^{•+} by utilizing EC/easy ambient sonic-spray ionization (EASI). Shao *et al.*¹⁹ and Min *et al.*²⁰ also directly detected the [Pr₂N=CHCH₂CH₃]⁺ intermediate. Further, when the mixture solution of 10 μ M TPrA and 50 μ M phenyl *trans*-styryl sulfone was sprayed, a mass peak at m/z 387.5

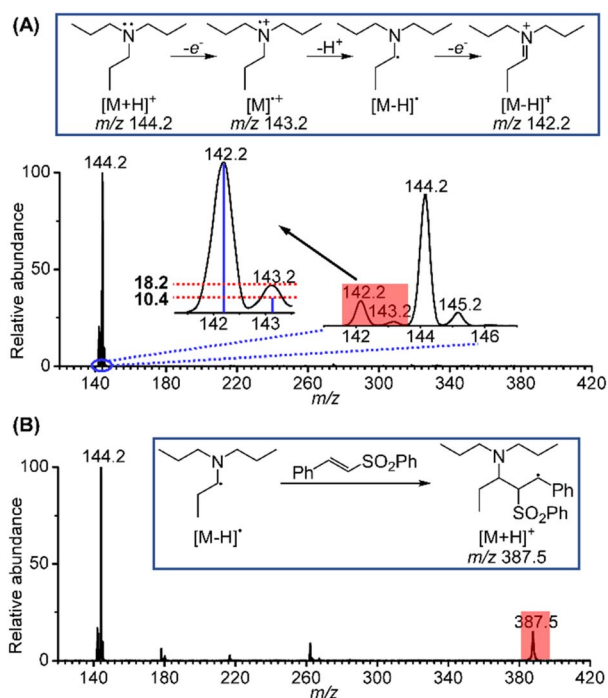


Fig. 3 (A) A typical mass spectrum showing the oxidation products of TPrA; (B) a typical mass spectrum showing the addition product between the α -amino C(sp³) radical and a phenyl *trans*-styryl sulfone.

ascribed to the protonated product generated from the addition of [TPrA-H][•] to a phenyl *trans*-styryl sulfone was also observed (Fig. 3B). Based on the fast and successful screening and mechanistic investigations of the above two systems using the electrochemical mass spectrometry methodology, we expect that this electrochemical α -vinylation strategy can be expanded to other tertiary amines using undivided cells, achieving scale-up synthesis under mild electrochemical conditions.

The scale-up reactions were conducted with an undivided cell equipped with a carbon felt anode and a Pt cathode. The optimal conditions for the α -vinylation of tertiary amines were



Fig. 4 Evaluation of substrate scope. ^a Reaction conditions: carbon felt anode (15 mm \times 10 mm \times 3 mm), platinum plate cathode (15 mm \times 15 mm \times 0.3 mm), constant current = 6 mA, amines (1, 3.0 equiv. based on 2), vinyl sulfones (2, 0.3 mmol), ^tBu₄NBF₄ (2 equiv. based on 2), CH₃CN (6.0 mL), H₂O (0.5 mL), room temperature, N₂ atmosphere, 3 h, undivided cell. Isolated yields were shown. ^b Amines (1, 2.0 equiv. based on 2), CsOAc (3.0 equiv. based on 2), DMF (6.0 mL), H₂O (0.5 mL). ^c Yields were determined by ¹H NMR, calibrated using CH₂Br₂ as the internal standard. ^d 4.5 mmol scale, CH₃CN/H₂O = 90 mL/7.5 mL, 45 h.



identified to involve constant current electrolysis in MeCN/H₂O (6/0.5) (Table S1†). The substrate scope of electrochemical α -vinylation of tertiary amines was investigated and is exhibited in Fig. 4. A variety of acyclic amines bearing various alkyl substituents, such as triethylamine, tripropylamine, tributylamine and triisopentylamine afforded the corresponding products in moderate to good yields (3aa–3da). It is worth noting that an alkenyl group was selectively incorporated into the less hindered site of amines (3ea–3ga). *N,N*-diethylbutan-1-amine proceeded smoothly in standard conditions with 5 : 1 selectivity (3ha). *N,N,N',N'*-Tetraethylethylenediamine was examined as well, and the α -vinylation occurred preferentially at *N*-Et (3ia). As expected, the reactivity can be smoothly extended to alcohol derivatives (3ja and 3ka). Additionally, cyclic aliphatic amines furnished the desired products with exclusive regioselectivity (3la–3oa).

N-Ethyl morpholine was also accommodated in this coupling, albeit with moderate selectivity (3pa). *N*-benzyl aliphatic amine gave the sole product while the benzylic methylene remained intact (3qa). In addition, aryl amines containing different functional groups all proceeded smoothly with the addition of CsOAc, which helped improve the yield and

E-selectivity of products (3ra–3va). To demonstrate the feasibility of our protocol toward preparative synthesis, scale-up reaction was performed to furnish the product in 64% yield (3ca).

Then we turned our attention to the substrate scope of vinyl sulfones. Substrates containing alkyl groups on the benzene ring, such as –Me and –^tBu, gave moderate to good yields (3ab–3ad). Vinyl sulfone derivatives bearing halogen groups such as F, Cl, and Br were also tolerated (3ae–3ah, 3ao). Vinyl sulfones with electron-donating groups were demonstrated to be viable coupling partners (3ai and 3ap). (*E*)-4-(2-(phenylsulfonyl)vinyl)-1,1'-Biphenyl and (*E*)-2-(2-(phenylsulfonyl)vinyl)naphthalene both gave 49% yields of desired products (3aj and 3ak). A trisubstituted alkene adduct could be obtained by using (2-(phenylsulfonyl)ethene-1,1-diyl)dibenzene (3al). Heterocyclic compounds were also compatible in this electrochemical transformation (3am and 3an). The reactivity could be also extended to a vinyl sulfone with –CF₃ by using 1-methylpyrrolidine as a cross-coupling partner (3aq).

The cyclic voltammetry (CV) results of TPrA and 1-phenylpyrrolidine are provided in Fig. 5A. They both exhibit relatively low oxidation peak potentials (0.85 V for 1-phenylpyrrolidine and 0.95 V for TPrA), which can be readily oxidized at the anode. Taken together, the mechanisms deduced from the intermediates captured by MS and the products obtained from the scale-up synthesis are concluded in Fig. 5B. First, tertiary amines are oxidized at the anode to yield α -amino C(sp³) radicals (intermediate II) through single-electron oxidation and subsequent deprotonation. Then the addition of intermediate II to a vinyl sulfone can generate intermediate III, another C(sp³) radical. Finally, the allylic amines are obtained by successive elimination of a sulfinyl radical.²¹

Conclusions

To conclude, we captured and identified the short-lived intermediates in the electrochemical oxidative α -C(sp³)-H functionalization of tertiary amines by utilizing an online MS sampling method equipped with a BPE nano-electrospray ionization device. Direct evidence for the generation of α -amino radical cation and iminium cation was provided. Additionally, the neutral α -amino C(sp³) radical was captured and identified by its addition to a phenyl *trans*-styryl sulfone. Based on the fast screening and the mechanistic insights of the two systems provided by the online electrochemical mass spectrometry methodology, we successfully expanded and scaled up the synthesis to a large series of allylic amines *via* electrochemical α -vinylation of tertiary amines in undivided cells. From this work, we anticipate that online electrochemical mass spectrometry will be an avenue rich with opportunities for the design of new electrochemical reactions.

Author contributions

H. Y., X. Z. and A. L. conceived the project. K. L., D. Z., Y. S., J. H. performed the experiments, analyzed the data, and discussed

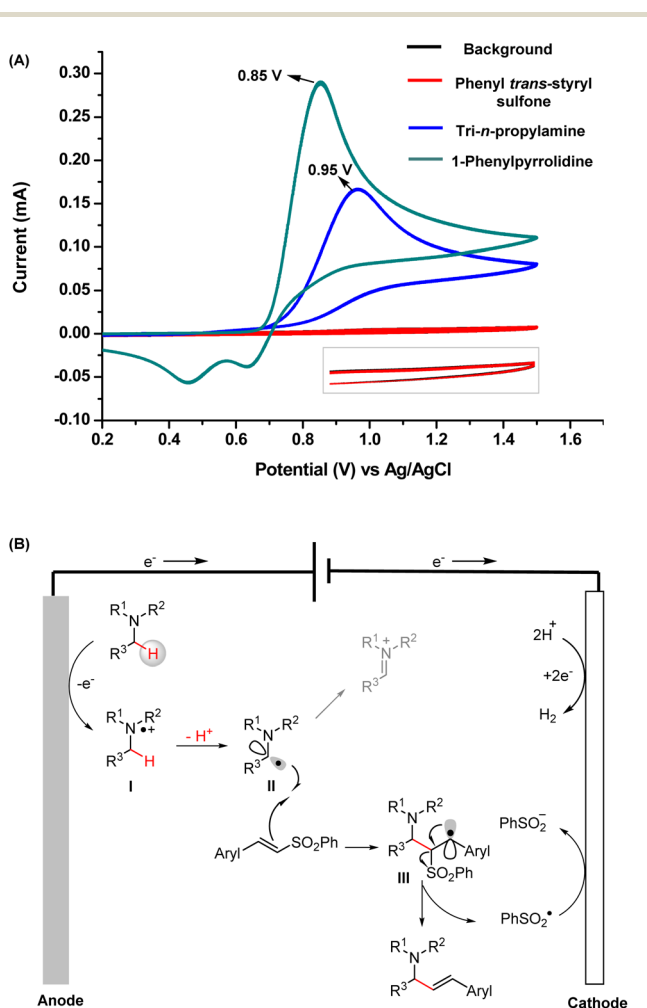


Fig. 5 (A) CV measurements of the substrates; (B) well-elucidated mechanism of electrochemical radical vinylation of tertiary amines.



the results. K. L., D. Z., L. L., Y. C., H. Y., X. Z. and A. L. wrote the paper, supplementary methods, and related materials.

Conflicts of interest

There are no conflicts to declare.

Acknowledgements

This work was supported by the National Key R&D Program of China (No. 2022YFA1505100 and 2021YFA1500104), National Natural Science Foundation of China (22031008) Guangdong Basic and Applied Basic Research Foundation (2023A1515012260) and Science Foundation of Wuhan (2020010601012192). X. Z. acknowledges the National Natural Science Foundation of China (22174073 & 22003027), the National Key R&D Program of China (2018YFE0115000), the NSF of Tianjin City (21JCJQC00010), Haihe Laboratory of Sustainable Chemical Transformations, Beijing National Laboratory for Molecular Sciences (BNLMS202106), and the Frontiers Science Center for New Organic Matter at Nankai University (63181206).

Notes and references

- D. C. Blakemore, L. Castro, I. Churcher, D. C. Rees, A. W. Thomas, D. M. Wilson and A. Wood, *Nat. Chem.*, 2018, **10**, 383–394.
- (a) A. J. Catino, J. M. Nichols, B. J. Nettles and M. P. Doyle, *J. Am. Chem. Soc.*, 2006, **128**, 5648–5649; (b) H. M. Davies and R. E. Beckwith, *Chem. Rev.*, 2003, **103**, 2861–2904; (c) H. M. Davies and D. Morton, *Chem. Soc. Rev.*, 2011, **40**, 1857–1869; (d) R. Giri, B. F. Shi, K. M. Engle, N. Maugel and J. Q. Yu, *Chem. Soc. Rev.*, 2009, **38**, 3242–3272; (e) J. He, L. G. Hamann, H. M. Davies and R. E. Beckwith, *Nat. Commun.*, 2015, **6**, 5943.
- (a) H. Cao, X. Tang, H. Tang, Y. Yuan and J. Wu, *Chem Catal.*, 2021, **1**, 523–598; (b) L. Capaldo, D. Ravelli and M. Fagnoni, *Chem. Rev.*, 2022, **122**, 1875–1924; (c) N. Holmberg-Douglas and D. A. Nicewicz, *Chem. Rev.*, 2022, **122**, 1925–2016; (d) S. Sarkar, K. P. S. Cheung and V. Gevorgyan, *Chem. Sci.*, 2020, **11**, 12974–12993.
- (a) H. P. Deng, Q. Zhou and J. Wu, *Angew. Chem., Int. Ed.*, 2018, **57**, 12661–12665; (b) D. R. Heitz, J. C. Tellis and G. A. Molander, *J. Am. Chem. Soc.*, 2016, **138**, 12715–12718; (c) S. K. Kariofillis, B. J. Shields, M. A. Tekle-Smith, M. J. Zacuto and A. G. Doyle, *J. Am. Chem. Soc.*, 2020, **142**, 7683–7689; (d) S. Rohe, A. O. Morris, T. McCallum and L. Barriault, *Angew. Chem., Int. Ed.*, 2018, **57**, 15664–15669; (e) C. Shu, A. Noble and V. K. Aggarwal, *Nature*, 2020, **586**, 714–719; (f) X. Shu, L. Huan, Q. Huang and H. Huo, *J. Am. Chem. Soc.*, 2020, **142**, 19058–19064.
- (a) M. A. Ashley, C. Yamauchi, J. C. K. Chu, S. Otsuka, H. Yorimitsu and T. Rovis, *Angew. Chem., Int. Ed.*, 2019, **58**, 4002–4006; (b) J. L. Jeffrey, J. A. Terrett and D. W. MacMillan, *Science*, 2015, **349**, 1532–1536; (c) Y. Liu, B. Shi, Z. Liu, R. Gao, C. Huang, H. Alhumade, S. Wang, X. Qi and A. Lei, *J. Am. Chem. Soc.*, 2021, **143**, 20863–20872; (d) J. Twilton, M. Christensen, D. A. DiRocco, R. T. Ruck, I. W. Davies and D. W. C. MacMillan, *Angew. Chem., Int. Ed.*, 2018, **57**, 5369–5373; (e) J. Ye, I. Kalvet, F. Schoenebeck and T. Rovis, *Nat. Chem.*, 2018, **10**, 1037–1041.
- (a) E. J. Horn, B. R. Rosen, Y. Chen, J. Tang, K. Chen, M. D. Eastgate and P. S. Baran, *Nature*, 2016, **533**, 77–81; (b) H. Liang, L. J. Wang, Y. X. Ji, H. Wang and B. Zhang, *Angew. Chem., Int. Ed.*, 2021, **60**, 1839–1844; (c) S. Mukherjee, R. A. Garza-Sanchez, A. Tlahuext-Aca and F. Glorius, *Angew. Chem., Int. Ed.*, 2017, **56**, 14723–14726; (d) S. Mukherjee, B. Maji, A. Tlahuext-Aca and F. Glorius, *J. Am. Chem. Soc.*, 2016, **138**, 16200–16203; (e) S. Mukherjee, T. Patra and F. Glorius, *ACS Catal.*, 2018, **8**, 5842–5846; (f) M. Rafiee, F. Wang, D. P. Hruszkewycz and S. S. Stahl, *J. Am. Chem. Soc.*, 2018, **140**, 22–25; (g) P. Zhang, Y. Wang, J. Yao, C. Wang, C. Yan, M. Antonietti and H. Li, *Adv. Synth. Catal.*, 2011, **353**, 1447–1451; (h) Y. Shen, Y. Gu and R. Martin, *J. Am. Chem. Soc.*, 2018, **140**, 12200–12209.
- (a) S. B. Beil, D. Pollok and S. R. Waldvogel, *Angew. Chem., Int. Ed.*, 2021, **60**, 14750–14759; (b) T. H. Meyer, I. Choi, C. Tian and L. Ackermann, *Chem*, 2020, **6**, 2484–2496; (c) N. Chen and H. C. Xu, *Chem. Rec.*, 2021, **21**, 2306; (d) K. Liang, S. Wang, H. Cong, L. Lu and A. Lei, *CCS Chem.*, 2022, **4**, 1557–1564; (e) K. Liu, C. Song, X. Jiang, X. Dong, Y. Deng, W. Song, Y. Yang and A. Lei, *CCS Chem.*, 2021, **3**, 2233–2244; (f) L. Lu, H. Li, Y. Zheng, F. Bu and A. Lei, *CCS Chem.*, 2021, **3**, 2669–2675; (g) J. C. Siu, N. Fu and S. Lin, *Acc. Chem. Res.*, 2020, **53**, 547–560; (h) S. Tang, Y. Liu and A. Lei, *Chem*, 2018, **4**, 27–45; (i) B. K. Peters, K. X. Rodriguez, S. H. Reisberg and P. S. Baran, *Science*, 2019, **363**, 838; (j) P. Xiong and H. C. Xu, *Acc. Chem. Res.*, 2019, **52**, 3339–3350; (k) M. Yan, Y. Kawamata and P. S. Baran, *Chem. Rev.*, 2017, **117**, 13230–13319; (l) L. Yang, Z. Zhang, B. B. Jei and L. Ackermann, *Angew. Chem., Int. Ed.*, 2022, **61**, e202200323; (m) L. F. T. Novaes, J. S. K. Ho, K. Mao, K. Liu, M. Tanwar, M. Neurock, E. Villemure, J. A. Terrett and S. Lin, *J. Am. Chem. Soc.*, 2022, **144**, 1187–1197.
- (a) L. Lu, R. Shi and A. Lei, *Trends Chem.*, 2022, **4**, 179–190; (b) Y. Liu, H. Yi and A. Lei, *Chin. J. Chem.*, 2018, **36**, 692–697; (c) Y. Ma, X. Yao, L. Zhang, P. Ni, R. Cheng and J. Ye, *Angew. Chem., Int. Ed.*, 2019, **58**, 16548–16552; (d) P. Huang, P. Wang, S. Wang, S. Tang and A. Lei, *Green Chem.*, 2018, **20**, 4870; (e) P. Wang, Z. Yang, T. Wu, C. Xu, Z. Wang and A. Lei, *ChemSusChem*, 2019, **12**, 3073–3077; (f) M. Okimoto, K. Ohashi, H. Yamamori, S. Nishikawa, M. Hoshi and T. Yoshida, *Synthesis*, 2012, **44**, 1315–1322; (g) M. Jin, L. Ma, L. Zhou, K. Ji, X. Xue, B. Li and H. Duan, *Sci. China: Chem.*, 2022, **65**, 2307–2317; (h) N. Fu, L. Li, Q. Yang and S. Luo, *Org. Lett.*, 2017, **19**, 2122–2125; (i) L. Zhang, J. Su, S. Wang, C. Wan, Z. Zha, J. Du and Z. Wang, *Chem. Commun.*, 2011, **47**, 5488–5490; (j) F. Louafi, J. Moreau, S. Shahane, S. Golhen, T. Roisnel, S. Sinbandhit and J. Hurvois, *J. Org. Chem.*, 2011, **76**, 9720–9732; (k) F. Louafi, J. Hurvois, A. Chibani and T. Roisnel, *J. Org. Chem.*, 2010, **75**, 5721–5724.



- 9 (a) C. Y. Huang, H. Kang, J. Li and C. J. Li, *J. Org. Chem.*, 2019, **84**, 12705–12721; (b) P. Querard, I. Perepichka, E. Zysman-Colman and C. J. Li, *Beilstein J. Org. Chem.*, 2016, **12**, 2636–2643; (c) F.-F. Wang, C.-P. Luo, G. Deng and L. Yang, *Green Chem.*, 2014, **16**, 2428; (d) X. Xu and X. Li, *Org. Lett.*, 2009, **11**, 1027–1029; (e) J. J. Zhong, Q. Y. Meng, B. Liu, X. B. Li, X. W. Gao, T. Lei, C. J. Wu, Z. J. Li, C. H. Tung and L. Z. Wu, *Org. Lett.*, 2014, **16**, 1988–1991.
- 10 (a) H. Baltruschat, *J. Am. Soc. Mass Spectrom.*, 2004, **15**, 1693–1706; (b) S. Moller, S. Barwe, J. Masa, D. Wintrich, S. Seisel, H. Baltruschat and W. Schuhmann, *Angew. Chem., Int. Ed.*, 2020, **59**, 1585–1589.
- 11 (a) C. F. Bokman, C. Zettersten, P. J. Sjoberg and L. Nyholm, *Anal. Chem.*, 2004, **76**, 2017–2024; (b) A. M. Bond, R. Colton, A. Dagostino, A. J. Downard and J. C. Traeger, *Anal. Chem.*, 1995, **67**, 1691–1695.
- 12 (a) P. Liu, M. Lu, Q. Zheng, Y. Zhang, H. D. Dewald and H. Chen, *Analyst*, 2013, **138**, 5519–5539; (b) W. D. Looi, L. Chamand, B. Brown and A. Brajter-Toth, *Anal. Chem.*, 2017, **89**, 603–610; (c) Q. Zheng and H. Chen, *Annu. Rev. Anal. Chem.*, 2016, **9**, 411–448.
- 13 G. Hambitzer, J. Heitbaum and I. Stassen, *Anal. Chem.*, 1998, **70**, 838–842.
- 14 P. Liu, I. T. Lanekoff, J. Laskin, H. D. Dewald and H. Chen, *Anal. Chem.*, 2012, **84**, 5737–5743.
- 15 (a) T. A. Brown, H. Chen and R. N. Zare, *Angew. Chem., Int. Ed.*, 2015, **54**, 11183–11185; (b) T. A. Brown, H. Chen and R. N. Zare, *J. Am. Chem. Soc.*, 2015, **137**, 7274–7277; (c) T. A. Brown, N. Hosseini-Nassab, H. Chen and R. N. Zare, *Chem. Sci.*, 2016, **7**, 329–332.
- 16 J. Hu, N. Zhang, P. K. Zhang, Y. Chen, X. H. Xia, H. Y. Chen and J. J. Xu, *Angew. Chem., Int. Ed.*, 2020, **59**, 18244–18248.
- 17 (a) F. G. Bordwell, J. Cheng, M. J. Bausch and J. E. Bares, *J. Phys. Org. Chem.*, 1988, **1**, 209; (b) F. G. Bordwell, M. J. Bausch, J. C. Branca and J. A. Harrelson Jr, *J. Phys. Org. Chem.*, 1988, **1**, 255; (c) F. G. Bordwell and J.-P. Cheng, *J. Am. Chem. Soc.*, 1989, **111**, 1792; (d) F. G. Bordwell and J.-P. Cheng, *J. Am. Chem. Soc.*, 1988, **110**, 2872; (e) H. Yi, G. Zhang and A. Lei, *Chem. Rev.*, 2017, **117**, 9016–9085.
- 18 J. Liu, K. Yu, H. Zhang, J. He, J. Jiang and H. Luo, *Chem. Sci.*, 2021, **12**, 9494–9499.
- 19 R. Qiu, X. Zhang, H. Luo and Y. Shao, *Chem. Sci.*, 2016, **7**, 6684–6688.
- 20 X. Zhang, W. Lu, C. Ma, T. Wang, J.-J. Zhu, R. N. Zare and Q. Min, *Chem. Sci.*, 2022, **13**, 6244–6253.
- 21 A. Noble and D. W. MacMillan, *J. Am. Chem. Soc.*, 2014, **136**, 11602–11605.

