



Cite this: *Org. Biomol. Chem.*, 2022, **20**, 1794

## Recent developments in enantio- and diastereoselective hydrogenation of N-heteroaromatic compounds

Ramachandran Gunasekar,<sup>a,b</sup> Ross L. Goodyear,<sup>b</sup> Ilaria Proietti Silvestri<sup>b</sup> and Jianliang Xiao<sup>\*a</sup>

The enantioselective and diastereoselective hydrogenation of N-heteroaromatic compounds is an efficient strategy to access chirally enriched cyclic heterocycles, which often possess highly bio-active properties. This strategy, however, has only been established in recent times. This is in part due to the challenges of the high stability of the aromatic compounds and the presence of heteroatoms that have the potential to poison the chiral catalysts. Additionally, N-heteroaromatic compounds are a structurally diverse family of substrates, each group showing distinct reactivity in hydrogenation. Advances in recent years have allowed various N-heteroaromatic compounds, including pyridines, indoles, quinolines, isoquinolines, quinoxalines and imidazoles, to be hydrogenated with good to excellent enantioselectivity under appropriate reaction conditions. Transition-metal catalysis, utilising iridium, ruthenium, rhodium, and palladium complexes, has been found to play an important role in this field. More recently, organocatalysis has been shown to be efficient for the hydrogenation of certain N-heteroaromatic compounds. This review provides an analysis of the recent developments in the enantioselective and diastereoselective hydrogenation of N-heteroaromatic compounds. The importance of these molecules and their applications to drug discovery has been highlighted throughout the review.

Received 28th November 2021,  
Accepted 3rd February 2022

DOI: 10.1039/d1ob02331d

rsc.li/obc

### 1. Introduction

Nitrogen heterocycles are highly valuable structural motifs found frequently in bioactive natural products.<sup>1,2</sup> In addition to their prevalence in nature, analysis of structurally unique

<sup>a</sup>Department of Chemistry, University of Liverpool, Liverpool L69 7ZD, UK  
E-mail: jxiao@liv.ac.uk

<sup>b</sup>Liverpool ChiroChem (LCC), Liverpool L69 7ZD, UK



**Ramachandran Gunasekar**

Ramachandran Gunasekar received his PhD from the VIT University, India in 2014. He moved to Japan, as a JSPS post-doctoral Fellow under the supervision of Prof. Masato Kitamura in 2015. He then joined as a KTP Associate at the University of Liverpool collaborating with Liverpool Chirochem (LCC), under the supervision of Prof. Jianliang Xiao in 2019. Recently, he joined the group of Prof. Paul O'Neill as a Research Associate

at the University of Liverpool. His current research interests focus on exploring new chemical space by designing and synthesizing of small molecule toxin inhibitors for the snakebite treatments.



**Ross L. Goodyear**

Ross Goodyear received his PhD from the University of East Anglia under the supervision of Prof. Phil Page. In 2020 he started work as an R&D chemist at LCC specializing on the synthesis of  $sp^3$ -rich fragments through photochemical C–H activation. His research interests focus on the production of bio-active molecules and natural product analogues.



FDA approved small molecule drugs has shown that 59% contain nitrogen heterocycles.<sup>3</sup> Among the 640 N-heterocycle-containing drugs, 31% (200 compounds) are saturated N-heterocycles, such as piperidines (72), piperazines (59), pyrrolidines (37), imidazolidines (11), tetrahydroisoquinolines (11) and tetrahydro-2-pyrimidinones (9). The chiral versions of such structures and their substituted derivatives could be potentially accessible directly through the enantioselective hydrogenation (EH) of the corresponding unsaturated N-heterocyclic ring. In the search for unique therapeutic scaffolds, many research groups have realised the potential of EH as a powerful tool for the synthesis of chiral heterocycles.<sup>4–14</sup>

EH of N-heteroaromatic compounds offers a highly useful synthetic protocol for the construction of industrially and pharmaceutically important cyclic heterocycles in a minimal number of steps. However, such EH reactions have been less intensively studied compared to those of other well-known prochiral substrates, such as olefins, ketones, and imines. The key challenges in achieving this transformation include: (1) the high stability of these aromatic compounds, thereby requiring harsh reaction conditions such as high temperature and pressure. This can have a detrimental effect on the resulting enantioselectivities; (2) the poisoning effects of nitrogen or sulphur atoms acting on the chiral catalysts, and (3) the lack of secondary coordinating sites in simple aromatic compounds leading to low selectivities.<sup>5,6,10,15</sup> Efficient strategies have been developed to achieve successful EH of N-heteroaromatic compounds through substrate activation, catalyst activation, and relay activation.<sup>6</sup> Substrate activation consists of the introduction of a second coordinating group to alleviate the effect of aromaticity and/or assist in coordination with the catalyst. Catalyst activation includes the fine-tuning of steric and electronic effects in the chiral ligands and also the introduction of additives. Relay activation uses a mixed catalyst system where an achiral catalyst is used to partially reduce the substrate,

breaking the aromaticity. This is followed by the reduction of a more reactive intermediate in an asymmetric fashion with a second, chiral catalyst. Various N-heteroarenes, like indoles, isoquinolines, pyridines, quinolines and quinoxalines, can be efficiently hydrogenated with good to excellent enantioselectivity based on these approaches.

In 1987, Murata *et al.* reported the first example of homogeneous EH of 2-methylquinoxaline using a RhH[(S,S)-DIOP] catalyst under H<sub>2</sub>.<sup>16</sup> Later in 1995, Takaya *et al.* established a method to hydrogenate 2-methylfuran, achieving 50% ee using a chiral Ru complex bearing the (R)-BINAP ligand as the catalyst.<sup>17</sup> Bianchini *et al.* established in 1998 the first EH of 2-methylquinoxaline using an orthometalated iridium dihydride complex to provide the product in 90% ee.<sup>18</sup> Thereafter, several efficient and novel strategies have been developed for the successful enantioselective and diastereoselective hydrogenation of N-heteroaromatic compounds. This review focuses on the developments in enantioselective and diastereoselective hydrogenation of N-heteroaromatic compounds since the previous comprehensive report in 2011,<sup>6</sup> and where possible, the relevance of the hydrogenation products to pharmaceutical synthesis has been highlighted. While the review was prepared, a perspective article was published on homogeneous catalyst-mediated asymmetric hydrogenation of heteroarenes in late 2020.<sup>15</sup>

## 2. Transition metal complex-catalysed asymmetric hydrogenation

Asymmetric hydrogenation of N-heteroaromatic compounds can be achieved using various transition metals, typically bearing chiral phosphorus ligands, as the catalyst. However, the most effective catalysts are based on only a few metals, *i.e.* Ir, Rh, Ru, and Pd.



**Ilaria Proietti Silvestri**

*Ilaria Proietti Silvestri is Head of R&D at LCC. Ilaria did her doctoral work at Sapienza University of Rome, where she studied transition metal-catalysed coupling reactions. After post-doctoral research fellowships at the University of Copenhagen and at Politecnico di Milan, in 2015 Ilaria moved to England to join RedX Pharma. In 2017 Ilaria joined LCC, where she is currently leading the R&D team investigating the design*

*and synthesis of novel 3D-rich N-heterocycles specifically designed for leading applications in drug discovery.*



**Jianliang Xiao**

*Jianliang Xiao is Professor of Catalysis at the University of Liverpool. Prior to joining Liverpool in 1996, he worked with Nobel Laureate Prof. Noyori in Japan and received undergraduate and postgraduate training in China and Canada. His main research interest is in molecular catalysis, asymmetric synthesis and Green chemistry, and he has published ca. 260 papers in these areas with his students and collaborators. For these*

*works, he was awarded the RSC Tilden Prize 2020, Excelling at Innovation Award, University of Liverpool 2015, and UK Prize for Process Chemistry Research 2008 (SCI).*



## 2.1. Ir-Catalysed enantioselective and diastereoselective hydrogenation

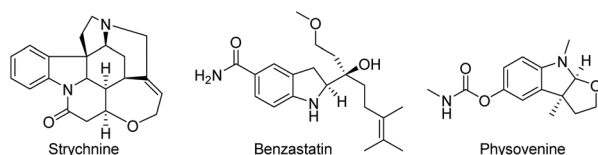
Since Crabtree reported the synthesis and application in catalysis of the complex  $[\text{Ir}(\text{cod})(\text{PCy}_3)(\text{Py})]\text{PF}_6$ , iridium catalysis has been widely utilised in the hydrogenation of olefins.<sup>19</sup> A significant further development was brought about by Pfaltz *et al.* in 1998, in which the two achiral monodentate ligands were replaced with a bulkier chiral bidentate PHOX ligand.<sup>20</sup> The new complex allowed for efficient transfer of chirality from the ligand to the product, opening possibilities for asymmetric hydrogenation. The Ir catalysis was initially used to reduce olefins<sup>21,22</sup> and imines,<sup>23,24</sup> including challenging un-functionalized olefins. Further development of iridium catalysis has enabled the EH of both arenes and heterocyclic compounds. Described below are recent reports on the EH of various N-heteroarene compounds.

**2.1.1. Indole derivatives.** As the 9<sup>th</sup> most common nitrogen heterocycle in the FDA list of approved drugs,<sup>3</sup> indoles are well established in pharmaceuticals. In contrast to this, the reduced counterpart, indoline, has very few examples of approved drugs. This is perhaps surprising, considering that the bioactive properties of indolines derivatives are well known. Natural products have provided several examples showing the importance of an indoline core. Perhaps most famous is strychnine,<sup>25</sup> currently used as a pesticide. Less complex indoline-based molecules have also been discovered, such as benzastatin E which could help prevent brain injury<sup>26</sup> and physovenine, used to treat Alzheimer's disease (Scheme 1).<sup>27</sup>

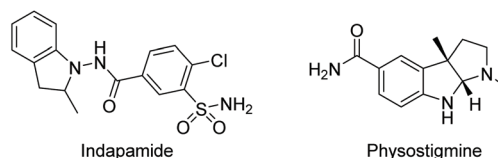
Compared to indoles, only a handful of indoline-based drugs are currently on the market. Indapamide as a racemate has been in use since 1977 for the treatment of hypertension. Physostigmine is a natural product with structural similarities to physovenine (Scheme 2). Physostigmine, however, has been approved as a drug. As an enhancer of acetylcholine, its predominant use is as an antidote to various poisons that work by inhibiting acetylcholine.<sup>28</sup>

Despite the current lack of indoline drugs, the biological activities of indoline derivatives are being studied and developed into pharmaceuticals. Relcovaptan, for instance, is being investigated for multiple uses, including the treatment of Raynaud's disease (Scheme 3).<sup>29</sup> In addition, WAY-163909 has been shown to have potential uses in anti-obesity drugs and the treatment of certain drug addictions.<sup>30</sup>

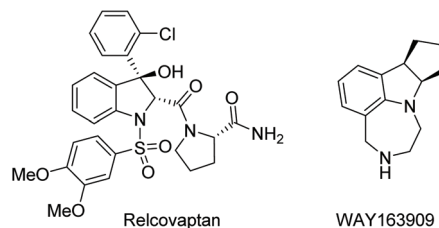
To accelerate the development of the indoline moiety in drugs, more methods are required to produce their substituted cores in enantiomerically pure forms. Indoles are a challen-



**Scheme 1** Natural products possessing indoline moiety as a core structure.



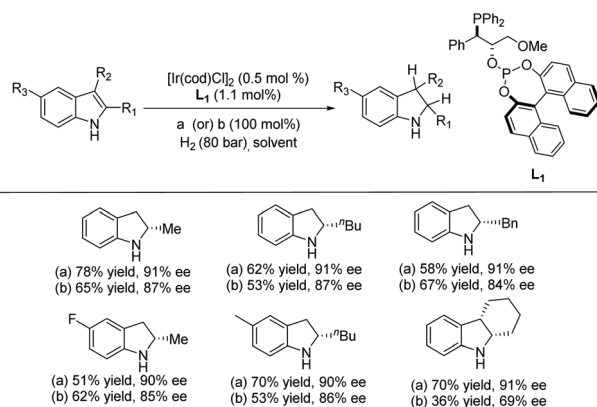
**Scheme 2** Approved drugs on the market containing indoline moiety.



**Scheme 3** Highly bio-active indoline derivatives.

ging structure for EH to afford indolines. The EH of indole remained unsuccessful for a prolonged time. Since the first report on the EH of indoles using Rh-complexes in 2000,<sup>31,32</sup> various other catalytic systems have been investigated. Iridium complexes bearing either bisphosphine ligands or P,N ligands<sup>33</sup> have become the most common catalyst used for the EH of substituted indole derivatives.

In 2008 Vidal-Ferran *et al.* synthesised a highly modular class of P-OP ligands.<sup>34</sup> Various metal complexes were formed from the enantiomerically pure ligands and used for the EH of olefins, and later diversely substituted C=N bond-containing heterocycles.<sup>35,36</sup> To develop the method further, the authors began to explore the asymmetric hydrogenation of unprotected indoles. Reusable Brønsted acids together with iridium complexes derived from enantiomerically pure P-OP ligands were explored.<sup>37</sup> The study began by using 2-methyl-1H-indole as a model substrate with the Ir-L<sub>1</sub> complex as catalyst (Scheme 4). It was found that the lower the pK<sub>a</sub> of the additive, the higher



**Scheme 4** EH of unprotected indoles using an Ir-L<sub>1</sub> catalyst. Reaction conditions: *in situ* formed catalyst,  $[\text{Ir}]/\text{L}_1/\text{rac-CSA}$  (a) (or) OWEX<sup>TM</sup> 50WX8 (b)/substrate molar ratio = 0.5 : 1.1 : 100 : 100, H<sub>2</sub>, rt, 20 h, 0.2 M in 2-Me-THF (or) 0.2 M in 2-Me-THF-DCM (90/10 v/v).

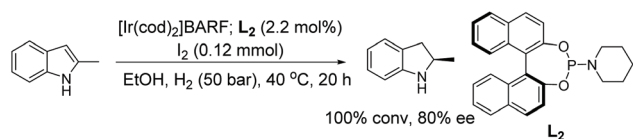


the conversion. However, enantioselectivities were unaffected by the various Brønsted acid additives. Racemic camphorsulfonic acid (*rac*-CSA) was found to be the most efficient. Using these optimised conditions, an array of substituted indoles was hydrogenated. It was found that substitution at the C2 position of the indole barely influenced the enantioselectivities which remained high for all 2-substituted indolines reported. Hydrogenation of the 2,3-fused ring derivative provided a *cis*-indoline in high enantioselectivity. This approach has been extended to the asymmetric hydrogenation of seven-membered C=N containing heterocycles.<sup>38</sup>

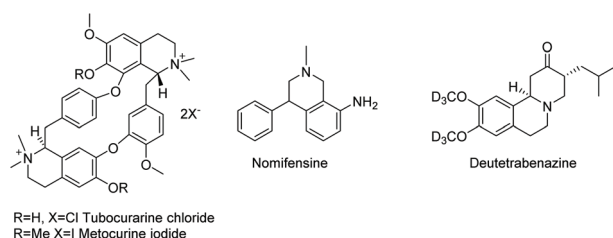
In addition to the use of 1 equivalent of *rac*-CSA as an additive, ion-exchange resins containing sulfonic acids were also studied. These resins could be recovered and reused for further hydrogenation. The studies revealed that the use of DOWEX™ 50WX8 resin gave the best enantioselectivities, with 87% ee for the 2-methyl indole substrate (Scheme 4).

In 2014, Lyubimov *et al.* reported an Ir-catalysed EH of indoles using readily available chiral phosphoramidite or chiral phosphite ligands derived from BINOL.<sup>39,40</sup> Using 2-methylindole as a model substrate, the phosphite type ligands in the presence of various additives and solvents were tested, leading to the finding that the use of [Ir(cod)<sub>2</sub>]BARF/L<sub>2</sub>/I<sub>2</sub> could yield excellent conversion (100%) to the corresponding indoline in 80% ee, as shown in Scheme 5.

**2.1.2. Isoquinoline derivatives.** Tetrahydroisoquinolines (THIQs) are frequently found in bioactive natural products. Therefore, it is not surprising that the THIQ core is not uncommon in currently used drugs. THIQ was the 19<sup>th</sup> most common heterocycle in FDA approved drugs in 2014. THIQ drugs are used to treat a variety of diseases. Amongst these drugs are the natural product-derived family of muscle relaxants, tubocurarine chloride<sup>41</sup> and metocurine iodide (Scheme 6).<sup>42</sup> Nomifensine was used to treat depression (now withdrawn). Although used as a racemate, only the (*S*)-enantiomer was found to be highly active. A recent structure–activity relationship study has shown renewed interest in this struc-



Scheme 5 EH of indoles using a phosphoramidite ligand.



Scheme 6 Examples of THIQ-based drugs.

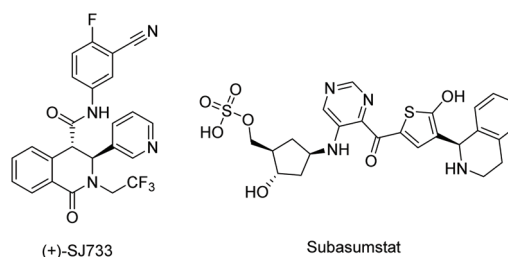
ture.<sup>43</sup> Finally, deutetrabenazine was the first deuterated compound to be approved by the FDA in recent times. The deuterated methoxy groups have been found to increase stability.<sup>44</sup>

In addition to the approved drugs, there are numerous THIQ-derived compounds in clinical trials. These THIQs contain substitutions in the 1, 3 and 4 positions, showing that all substitutions play an important role in the discovery of new drugs. Examples are found in (+)-SJ733 which is under investigation to treat malaria,<sup>45</sup> and Subasumstat which could be used in cancer therapies as an inhibitor of sumoylation (Scheme 7).<sup>46</sup>

The EH of THIQs has been fairly well studied; however, challenges still remain. Despite the biological importance of 4-substituted THIQs, their synthesis through EH remains relatively underdeveloped compared to the 1 and 3 substituted counterparts. Zhou *et al.* reported in 2006 the first EH of isoquinolines with moderate enantioselectivities.<sup>47</sup> Later on, Zhou and Mashima *et al.* advanced the EH of various mono/di-substituted isoquinolines catalysed with chiral iridium complexes.<sup>48</sup> Since then, work has continued to develop this methodology further.

In 2012, Zhou *et al.* established an enantio- and diastereoselective hydrogenation of isoquinoline derivatives using an iridium-bisphosphine catalyst.<sup>49</sup> Previous successful results on the EH of monosubstituted isoquinolines encouraged them to investigate the EH of disubstituted isoquinolines to access tetrahydroisoquinolines diastereoselectively and enantioselectively. Initial screening of various solvents, additives and catalysts showed that [Ir(cod)Cl]<sub>2</sub>/L<sub>3</sub> in combination with an additive, 1,3-dibromo-5,5-dimethylhydantoin (BCDMH), gave high yields and ees (Scheme 8).

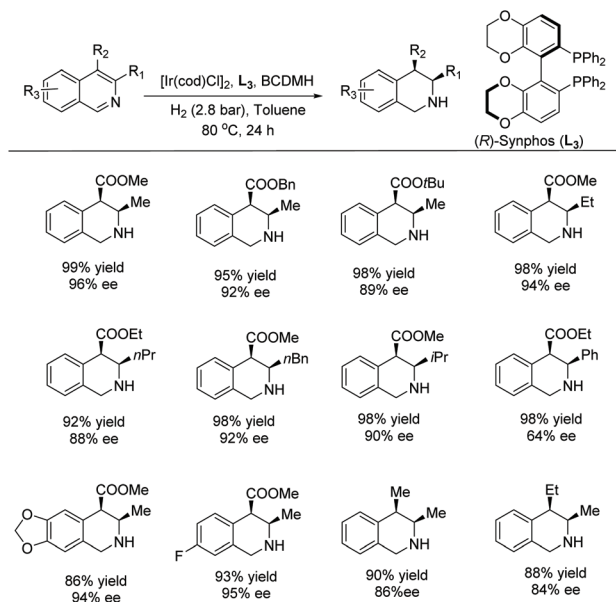
The enantioselectivity of the hydrogenated product was found to arise from a process of dynamic kinetic resolution (DKR) (Scheme 9). DKR is a powerful tool for accessing enantioenriched compounds from racemic substrates/intermediates. During optimisation of the reaction conditions, it was realised that lowering the hydrogen pressure and increasing temperature led to higher enantioselectivities in the *cis* product. A series of control experiments suggested the formation of the enamine intermediate by 1,2-hydride addition to the C=N bond, where there is the least steric hindrance in the initial step. A rapid tautomerisation to the imine is followed by the diastereoselective hydrogenation of **int 2**. The enantioselectivity of the reaction is controlled by the rate of the iso-



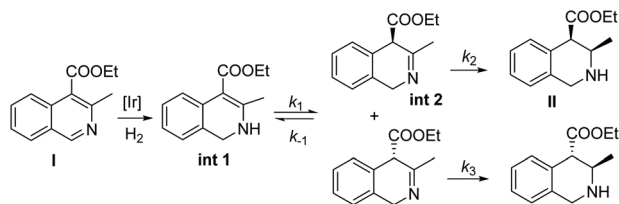
Scheme 7 Examples of THIQ-derived compounds under clinical trial.







**Scheme 8** Stereoselective hydrogenation of isoquinolines with an Ir- $\text{L}_3$  catalyst.  $[\text{Ir}(\text{cod})\text{Cl}]_2$  (1.0 mol%),  $\text{L}_3$  (2.2 mol%), BCDMH (10 mol%); d.r. >20 : 1.



**Scheme 9** Mechanistic insights into the EH of isoquinolines with an Ir- $\text{L}_3$  catalyst.

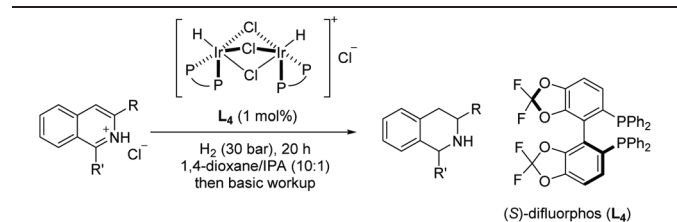
merization of imine intermediates *via* the enamine **int 1** and that of the hydrogenation of imine **int 2**. To attain high enantioselectivity, the rate constant associated with the reversible conversion of imine intermediates should be much larger than that of the diastereoselective hydrogenation of **int 2**. In addition, the rate of diastereoselective reduction of the enantiomer **int 2** to **II** should be faster than that of the other enantiomer. The rate of the isomerization step increased as the reaction temperature was raised, and a low hydrogen pressure decreased the rate of hydrogenation of **int 2**.<sup>50</sup> The reaction was developed further by demonstrating an epimerisation of a *cis* diastereoisomer to the corresponding *trans* isomer when treated with LDA, with only minor loss of enantiopurity. *trans*-Diastereomers are often difficult to achieve *via* direct asymmetric hydrogenation.

In 2013, Mashima *et al.* developed the EH of isoquinolinium salts using chiral iridium complexes.<sup>48</sup> Their previous report on the EH of quinoxalines using halide-bridged dinuclear iridium(III) complexes with aryl amine additives<sup>51</sup> led them to expand the methodology to the hydrogenation of isoquinolinium chlorides.

To begin the study, conditions were screened by varying such parameters as solvent and catalyst. Based on the screening results, a 10 : 1 mixture of 1,4-dioxane/IPA as the solvent and  $[\text{Ir}(\text{H})\text{L}_4]_2(\mu\text{-Cl})_3\text{Cl}$  as the catalyst were chosen as the optimal conditions. With these in hand, the reaction was carried out on a series of mono-substituted isoquinolinium chlorides, which afforded the corresponding products with high to excellent enantioselectivities regardless of the electronic effect of the substituents (Table 1). To probe the mechanism involved in the reaction, several experiments were carried out, including labelling experiments with  $\text{D}_2$ . Based on these experiments, it was concluded that the reaction proceeds *via* 1,4 reduction and subsequent C=N reduction yields the desired product. Finally, the method was utilised as a key step for the synthesis of the urinary antispasmodic drug (+)-solifenacin, as shown in Scheme 10.

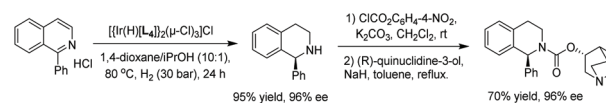
Around the same time, Zhou *et al.* developed an EH of a variety of 1-substituted isoquinolinium salts using an Ir- $\text{L}_5$  catalyst (Table 2). It was expected that activating isoquinoline as the *N*-benzyl isoquinolinium salt may facilitate hydrogenation, improving both the reactivity and selectivity.<sup>52</sup> Initially, reaction conditions including a variety of solvents were screened. The mixed solvent system (THF/DCM (1 : 1)) was found to provide the highest reactivity and enantioselectivity. Following these findings, various commercially available

**Table 1** EH of isoquinolinium chlorides with a Ir- $\text{L}_4$  catalyst



| Entry           | R/R'   | $T$ (°C) | Conv. (%) | ee (%)            |
|-----------------|--|----------|-----------|-------------------|
| 1               | Ph/H   | 30       | 99        | 96 (+)            |
| 2               | 4-MeOC <sub>6</sub> H <sub>4</sub> /H              | 30       | 99        | 95 (+)            |
| 3               | 4-CF <sub>3</sub> C <sub>6</sub> H <sub>4</sub> /H | 30       | 99        | 96 (+)            |
| 4               | 2-MeC <sub>6</sub> H <sub>4</sub> /H               | 30       | 94        | 79 (+)            |
| 5               | 2-OMeC <sub>6</sub> H <sub>4</sub> /H              | 30       | 93        | 81 (+)            |
| 6 <sup>a</sup>  | H/4-CF <sub>3</sub> C <sub>6</sub> H <sub>4</sub>  | 80       | 99        | 98 (+)            |
| 7 <sup>a</sup>  | H/4-OMeC <sub>6</sub> H <sub>4</sub>               | 80       | 99        | 99 ( <i>S</i> )   |
| 8 <sup>a</sup>  | H/2-BrC <sub>6</sub> H <sub>4</sub>                | 80       | 75        | 96 ( <i>R</i> )   |
| 9 <sup>a</sup>  | H/Cy   | 80       | 99        | 79 (−)            |
| 10 <sup>b</sup> | Ph/Ph  | 80       | 98        | 98 ( <i>S,S</i> ) |

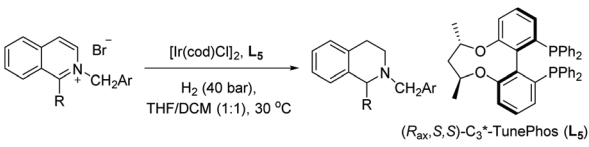
Reaction condition: isoquinoline (0.24 mmol), catalyst (2.4 μmol), solvent (3 mL), 30 °C. <sup>a</sup> 4.8 μmol of Ir- $\text{L}_4$  catalyst was used. <sup>b</sup> *cis* : *trans* >99 : 1.



**Scheme 10** Synthesis of (+)-solifenacin starting from isoquinoline *via* EH.



Table 2 EH of 1-substituted isoquinolinium salts



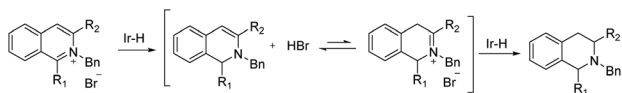
| Entry          | R   | Ar  | Yield (%) | ee (%)          |
|----------------|---|---|-----------|-----------------|
| 1              | Ph  | Ph  | 99        | 93 ( <i>R</i> ) |
| 2              | 4-MeOC <sub>6</sub> H <sub>4</sub>              | Ph  | 99        | 94 (–)          |
| 3              | 4-CF <sub>3</sub> C <sub>6</sub> H <sub>4</sub> | Ph  | 97        | 92 (–)          |
| 4 <sup>a</sup> | <sup>i</sup> Pr                                 | Ph  | 99        | 74 (+)          |
| 5              | 4-MeC <sub>6</sub> H <sub>4</sub>               | 2-( <sup>i</sup> PrCO <sub>2</sub> )C <sub>6</sub> H <sub>4</sub> | 99        | 95 (–)          |
| 6              | 4-OMeC <sub>6</sub> H <sub>4</sub>              | 2-( <sup>i</sup> PrCO <sub>2</sub> )C <sub>6</sub> H <sub>4</sub> | 99        | 94 (–)          |
| 7              | 4-ClC <sub>6</sub> H <sub>4</sub>               | 2-( <sup>i</sup> PrCO <sub>2</sub> )C <sub>6</sub> H <sub>4</sub> | 99        | 94 (–)          |
| 8              | 4-CF <sub>3</sub> C <sub>6</sub> H <sub>4</sub> | 2-( <sup>i</sup> PrCO <sub>2</sub> )C <sub>6</sub> H <sub>4</sub> | 99        | 94 (–)          |
| 9              | 4-FC <sub>6</sub> H <sub>4</sub>                | 2-( <sup>i</sup> PrCO <sub>2</sub> )C <sub>6</sub> H <sub>4</sub> | 99        | 94 (–)          |
| 10             | 3,5-FC <sub>6</sub> H <sub>3</sub>              | 2-( <sup>i</sup> PrCO <sub>2</sub> )C <sub>6</sub> H <sub>4</sub> | 99        | 94 (–)          |

Reaction condition: isoquinolinium salt (0.25 mmol), [Ir(cod)Cl]<sub>2</sub> (1 mol%), L<sub>5</sub> (2.2 mol%), 20 h. <sup>a</sup>[Ir(cod)Cl]<sub>2</sub> (2 mol%), L<sub>5</sub> (4.4 mol%).

bisphosphine ligands were investigated. It was found that L<sub>5</sub> gave the highest ee and conversion.

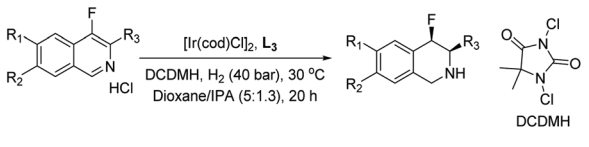
The introduction of a CO<sub>2</sub><sup>i</sup>Pr group at the 2-position of the benzyl group led to a slight increase in the enantioselectivity, perhaps due to its steric bulk and/or interaction with the iridium. These optimised conditions were used to explore the scope of 1-substituted isoquinolinium salts. The results show that most of the 1-aryl substituted isoquinolinium salts gave high yields and enantioselectivities, whereas the 1-alkyl-isoquinolinium salts performed well in the transformation but provided only moderate enantioselectivity. To elucidate the reaction mechanism, a series of experiments were carried out. These showed that the reaction is initiated by 1,2-hydride addition with subsequent isomerisation to the iminium salt (Scheme 11). This is followed by rapid hydrogenation to deliver the desired product.

Expanding further on the EH of isoquinolines, Zhou *et al.* established an efficient route for the EH of fluorinated isoquinolines (Table 3).<sup>8</sup> Fluorine can modify the electronic and physical properties of molecules, making fluorinated analogues highly valuable to medicinal chemists. However, substrates of this nature pose several challenges, such as (i) the highly stable aromatic structure, (ii) hydrodefluorination, and (iii) control of the stereoselectivity. Zhou's strategy includes the use of a catalytic amount of halogenated hydantoin and the hydrochloride salt of the substrates. Optimal conditions were found for the EH of fluorinated isoquinolines, using [Ir(cod)Cl]<sub>2</sub>-L<sub>3</sub> in the presence of DCDMH (1,3-dichloro-5,5-di-



Scheme 11 Proposed mechanism for the hydrogenation of isoquinolinium salts.

Table 3 EH of fluorinated isoquinolines



| Entry | Isoquinoline salts (R <sub>1</sub> /R <sub>2</sub> /R <sub>3</sub> ) | Yield (%)       | ee (%)            |
|-------|--|-----------------|-------------------|
| 1     | H/H/ <i>n</i> -Bu  | 92              | 93 (–)            |
| 2     | H/H/Me   | 92              | 93 (–)            |
| 3     | H/H/Et   | 94              | 93 (–)            |
| 4     | H/H/ <sup><i>n</i></sup> Pr  | 93              | 92 ( <i>R,R</i> ) |
| 5     | H/H/cyclopropyl  | 79              | 90 (–)            |
| 6     | H/H/ <sup><i>n</i></sup> Bu  | 95              | 93 (–)            |
| 7     | F/H/ <sup><i>n</i></sup> Bu  | 91              | 91 (–)            |
| 8     | H/F/ <sup><i>n</i></sup> Bu  | 93              | 91 (–)            |
|       |  | 91 <sup>a</sup> | 89 (–)            |
| 9     | Me/H/ <sup><i>n</i></sup> Bu   | 97              | 91 (–)            |
| 10    | Cl/H/ <sup><i>n</i></sup> Bu   | 93              | 90 (–)            |

Reaction conditions: isoquinoline salts (0.20 mmol), L<sub>3</sub> (2.2 mol%), [Ir(cod)Cl]<sub>2</sub> (1.0 mol%), DCDMH (5 mol%). <sup>a</sup>Gram scale.

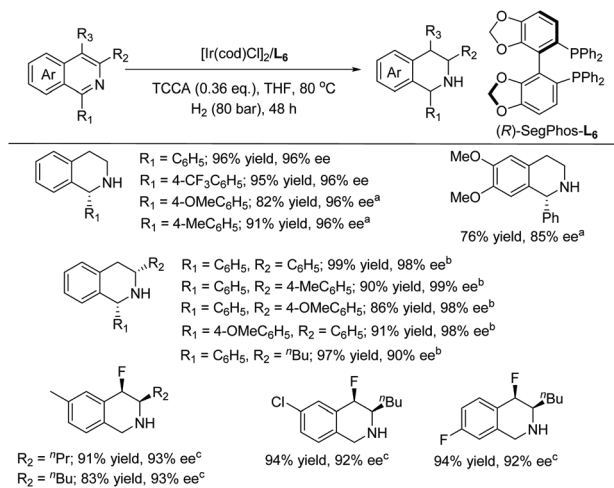
methylimidazolidine-2,4-dione), which addressed these limitations. The method showed good to excellent yields (79–97%) with good enantioselectivities (88–93% ee) regardless of the properties of the alkyl chain at the 3-position or the electronic nature of the substituents on the aromatic ring. In general, chiral N-heterocycles bearing a C–F stereogenic centre with high chemo-, diastereo- and enantio-selectivity have been obtained.<sup>8</sup> To showcase the practicality of this method, a reaction was carried out on a gram scale, providing 89% ee and 91% yield.

In 2017, Zhou *et al.* reported the EH of isoquinolines and pyridines by employing trichloroisocyanuric acid (TCCA) as a traceless activation reagent.<sup>53</sup> The traceless agent does not require instillation or removal steps. The Lewis basic isoquinolines appear to easily form halogen bond interactions with halogenides, leading to their activation, which could open a new opportunity for the EH of isoquinolines. With this in mind, optimal conditions were searched and found to be [Ir(cod)Cl]<sub>2</sub>/L<sub>6</sub>/H<sub>2</sub>/TCCA. A series of isoquinolines were hydrogenated with high conversion and enantioselectivity, including isoquinolines substituted at the 1 and/or 3 position with some fluorinated at the 4 position (Scheme 12). The practical utility of this method was tested on a gram scale on 1-phenylisoquinoline under the standard conditions, providing 94% yield and 94% ee.

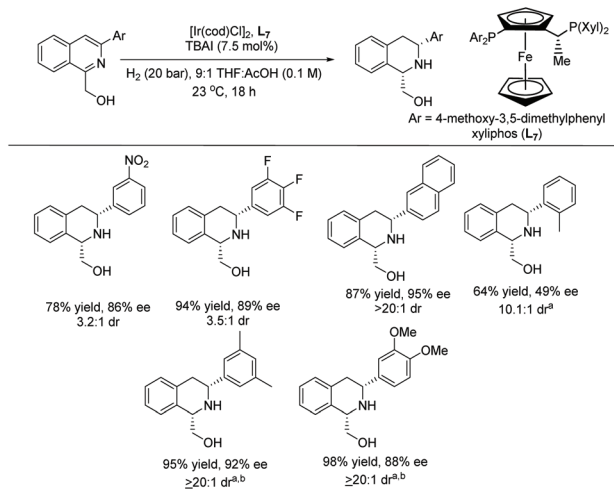
In 2020, Stoltz *et al.* established the enantioselective and diastereoselective hydrogenation of 1,3-disubstituted isoquinolines bearing a hydroxymethyl directing group.<sup>54</sup> Optimisation showed that [Ir(cod)Cl]<sub>2</sub> and a commercially available chiral xyliphos ligand L<sub>7</sub> in the presence of a TBAI additive could provide good yields and selectivity (Scheme 13).

A broad range of substituted isoquinolines was reduced with high enantioselectivity of up to 95% ee and diastereoselectivity of >20 : 1 dr. The directing group at the C1 position of the isoquinolines is required to facilitate the hydrogenation,





**Scheme 12** EH of isoquinolines by traceless activation with TCCA. Reaction condition:  $[\text{Ir}(\text{COD})\text{Cl}]_2$  (1.0 mol%),  $\text{L}_6$  (2.2 mol%). <sup>a</sup> $[\text{Ir}(\text{COD})\text{Cl}]_2$  (2.0 mol%),  $\text{L}_6$  (4.4 mol%). <sup>b</sup>TCCA (1.0 equiv.). <sup>c</sup>Dioxane/ $\text{t}^t\text{PrOH}$  (v/v = 5 : 1, 3.0 mL),  $\text{H}_2$  (40 bar), TCCA (1.0 equiv.), 20 h, 30 °C.

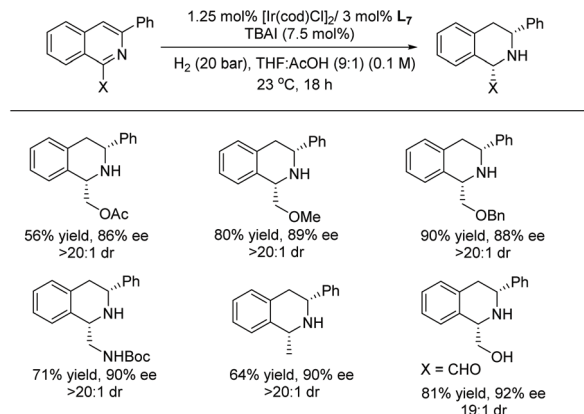


**Scheme 13** Stereoselective hydrogenation of isoquinolines with an Ir- $\text{L}_7$  catalyst. Reactions condition: Substrate (0.2 mmol). <sup>a</sup>60 °C,  $\text{H}_2$  (60 bar). <sup>b</sup> $\text{CH}_2\text{Cl}_2$  cosolvent used to improve substrate solubility.

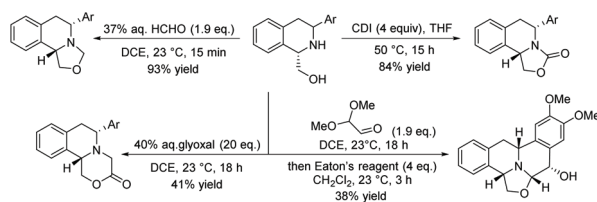
a key strategy for attaining high enantioselectivity and diastereoselectivity. Currently, this report represents the highest tolerance of Lewis basic functionalities of any asymmetric isoquinoline reduction protocols (Schemes 13 and 14).

This method can be used to produce electron-deficient THIQs. The flexibility of the substrates was showcased by using the hydroxyl directing group as a site for further synthetic manipulations (Scheme 15). Transformations include the elaboration of the synthesised scaffold to various tricyclic and pentacyclic skeletons, which are of potential medicinal interest.

Prior to this work, the same group had been able to show the importance of both the transformation and THIQ core through the synthesis of jorumycin, a potential anti-tumour



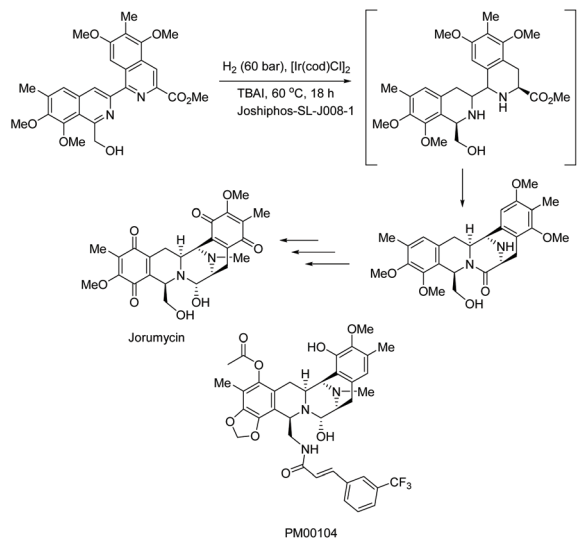
**Scheme 14** Functional group tolerance of the EH.



**Scheme 15** Derivatization of a hydrogenated product.

agent with antibiotic character.<sup>55</sup> Hydrogenation of a key isoquinoline intermediate furnished the pentacyclic system in jorumycin (Scheme 16). Jorumycin also shares structural features with the experimental drug PM00104, which is under investigation to treat cancer.<sup>56</sup>

**2.1.3. Pyridine derivatives.** The importance of N-heterocycles in drug discovery is shown most clearly by the prevalence of piperidine. Piperidine was found to be the most common heterocycle in FDA approved drugs until 2014, where

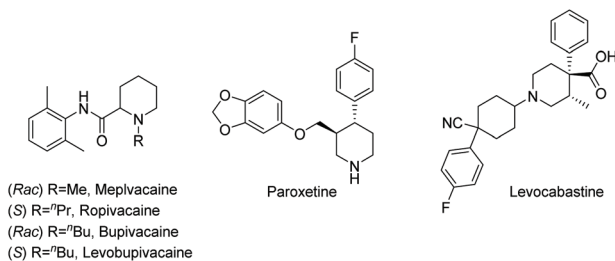


**Scheme 16** EH as a key step to synthesise jorumycin.

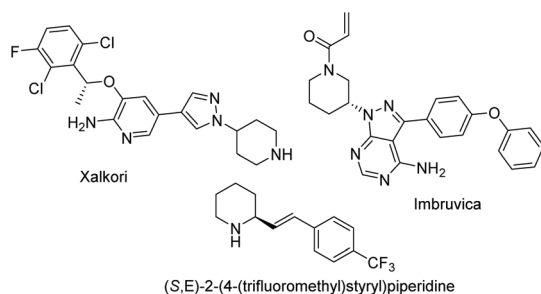


a piperidine scaffold could be found in 7% of all unique small molecule drugs.<sup>3</sup> The prevalence of piperidine has stayed consistently high. Analysis of drugs approved from 2015 to 2021 found that there had been increase to 9%.<sup>57</sup>

Current piperidine drugs are used to treat a large array of diseases. Mepivacaine, ropivacaine, bupivacaine and levobupivacaine are all anaesthetics. Paroxetine is an antidepressant and levocabastine is an antiallergic drug (Scheme 17). Perhaps most importantly, the piperidine scaffold has been significant in anti-cancer drugs with a range of different modes of action and structures (Scheme 18). Piperidine drugs have a variety of different substitution patterns. The most common substitutions occur in the N and C4 positions. The most popular number of substitutions on the piperidine scaffold is 2, with the 1,4 disubstituted piperidines the most common, correlating with the most common substitutions. Although of a 3-D structure, a 1,4 disubstituted piperidine would not be chiral. This simplicity could be in part the reason for the substitution pattern's popularity. After the 1,4 positions, position C2 is the third most popular position with almost a third of FDA approved piperidine-based drugs containing this substitution. The synthesis of C2-substituted piperidines is perhaps the most well developed route to chiral piperidines, potentially the reason for its relative popularity. The C3 position is, however, potentially underutilised. In 2014, only 14 of the 72 piperidine-based drugs contained a substitution in the C3 position.<sup>3</sup> Further work in the synthesis of enantioenriched piperidines could help unlock previously unknown and increasingly diverse scaffolds with interesting chemical and physical properties.



Scheme 17 A selection of piperidine-based drugs.



Scheme 18 Piperidines with different substitution patterns showing anti-cancer properties.

Due to the pharmaceutical interest, there have been huge efforts focused on the development of synthetic protocols for such a prevalent motif. EH of various substituted pyridines is the most straightforward and atom-economical route to generate chiral piperidines. However, despite several recent advances in the area, the EH of pyridine derivatives remains a challenging task.

Studer *et al.* reported in 2000 the first homogeneous asymmetric hydrogenation of an un-activated pyridine using  $[\text{Rh}(\text{nbd})_2]\text{BF}_4/\text{BINAP}$  as a catalyst to yield the piperidine in 25% ee.<sup>58</sup> Charette *et al.* in 2005 established asymmetric hydrogenation of activated pyridine derivatives by introducing *N*-benzoyliminopyridinium ylides as the substrates.<sup>59</sup> Zhou *et al.* in 2008 discovered the  $[\text{Ir}(\text{cod})\text{Cl}]_2/\text{L}_3/\text{I}_2$  catalyst system for the EH of pyridines.<sup>60</sup> This work was expanded further in 2012, when Zhou *et al.* reported the iridium-catalysed EH of 2-substituted pyridinium salts with high enantioselectivity.<sup>61</sup> Initial investigations focussed on the hydrogenation of *N*-benzyl-2-phenylpyridinium bromide using  $[\text{Ir}(\text{cod})\text{Cl}]_2/\text{L}_3$  as the catalyst. It was found that a 1 : 1 mixture of  $\text{PhMe}/\text{CH}_2\text{Cl}_2$  provided the best reactivity and enantioselectivity. Examination of the activating group showed that electron-withdrawing substituents such as  $\text{CO}_2\text{Me}$  at the C2-position of the benzyl group on the pyridinium salt led to a considerable increase in enantioselectivity. It was suggested that this group could coordinate with the catalyst, influencing the enantioselectivity. Replacement of the counterion was examined but found to have no impact on reactivity or enantioselectivity. Activation of pyridines to the pyridinium salts was critical to this strategy, as salt formation would avoid the inhibition of the catalyst by the substrate. In addition to this, *in situ* generated stoichiometric hydrogen bromide would continue to effectively inhibit the coordination ability of the desired product after hydrogenation. Selected results are shown in Table 4.

To demonstrate the utility of this methodology, a gram scale reaction was performed, furnishing the protected

Table 4 EH of *N*-benzyl-2-arylpyridinium bromide salts

| Entry | Pyridinium salt (R)                             | Yield (%) | ee (%) |
|-------|---|-----------|--------|
| 1     | Ph  | 99        | 93 (S) |
| 2     | 4-MeC <sub>6</sub> H <sub>4</sub>               | 99        | 89 (–) |
| 3     | 3-MeC <sub>6</sub> H <sub>4</sub>               | 88        | 86 (–) |
| 4     | 2-MeC <sub>6</sub> H <sub>4</sub>               | 82        | 78 (–) |
| 5     | 4-OMeC <sub>6</sub> H <sub>4</sub>              | 99        | 92 (–) |
| 6     | 3-OMeC <sub>6</sub> H <sub>4</sub>              | 93        | 92 (–) |
| 7     | 4-ClC <sub>6</sub> H <sub>4</sub>               | 95        | 92 (–) |
| 8     | 4-FC <sub>6</sub> H <sub>4</sub>                | 99        | 93 (–) |
| 9     | 2-Naphthyl                                      | 99        | 87 (–) |
| 10    | 4-CF <sub>3</sub> C <sub>6</sub> H <sub>5</sub> | 96        | 93 (–) |

Reaction condition: pyridinium salt (0.25 mmol),  $[\text{Ir}(\text{cod})\text{Cl}]_2$  (1 mol%),  $\text{L}_3$  (2.2 mol%), 24 h.

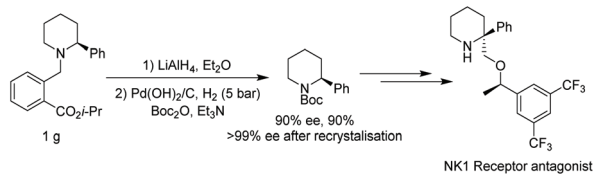




2-phenyl piperidine with only a small loss of yield. Changing to a Boc protecting group allowed recrystallisation to give the desired compound in excellent ee. Previous work has shown enantioenriched Boc-protected 2-phenyl piperidine could be elaborated to an NK1 receptor antagonist (Scheme 19).<sup>62,63</sup>

Xu and co-workers reported in 2010 a highly efficient catalytic system comprised of the chiral ligand Difluorphos in combination with  $[\text{Ir}(\text{cod})\text{Cl}]_2$ , which allowed for the asymmetric hydrogenation of quinolines to yield high enantioselectivities of up to 96% ee with up to 43 000 TON and up to 3510  $\text{h}^{-1}$  TOF.<sup>64</sup> The  $\text{I}_2$  additive played an important role in this reaction, enhancing the catalytic performance by potentially oxidizing Ir(I) to form the highly active Ir(III) species. Under the optimised reaction conditions, a series of 2-substituted quinolines were hydrogenated to display the scope of the reaction at low catalyst loadings (0.05–0.01 mol%). Due to the high activities observed, the EH of trisubstituted pyridines was also investigated. Initially, the reaction was screened with modifications to the solvent, amount of  $\text{I}_2$  and S/C ratios. A series of fused-ring trisubstituted pyridines were then hydrogenated, providing quantitative yields and good to excellent enantioselectivities (Table 5).

Xu *et al.* also reported highly enantioselective hydrogenation of quinolines and pyridines using a chiral iridium catalyst generated *in situ* from  $[\text{Ir}(\text{cod})\text{Cl}]_2$  and a P-Phos ligand in the presence of  $\text{I}_2$ . The EH was carried out at high S/C ratios of



**Scheme 19** Synthesis of NK1 receptor antagonist starting from 2-phenylpiperidine.

**Table 5** EH of trisubstituted pyridines using a difluorphos- $[\text{Ir}(\text{cod})\text{Cl}]_2$  catalyst

| Entry | Substrate (R)   | Yield (%) | ee (%) |
|-------|---|-----------|--------|
| 1     | Me  | 97        | 98 (R) |
| 2     | <sup>n</sup> C <sub>3</sub> H <sub>7</sub>                    | 97        | 89 (R) |
| 3     | <sup>n</sup> C <sub>5</sub> H <sub>11</sub>                   | 98        | 86 (R) |
| 4     | <sup>n</sup> C <sub>6</sub> H <sub>13</sub>                   | 97        | 78 (R) |
| 5     | C <sub>6</sub> H <sub>5</sub>                                 | 99        | 92 (S) |
| 6     | CH <sub>2</sub> C <sub>6</sub> H <sub>5</sub>                 | 99        | 92 (S) |
| 7     | CH <sub>2</sub> CH <sub>2</sub> C <sub>6</sub> H <sub>5</sub> | 98        | 92 (R) |

Reaction conditions:  $[\text{Ir}(\text{COD})\text{Cl}]_2$  (0.5 mol%),  $\text{L}_4$  (1.1 mol%),  $\text{I}_2$  (15 mol%).

2000–50 000, reaching up to 4000  $\text{h}^{-1}$  TOF and up to 43 000 TON.<sup>65</sup> The catalytic activity was found to be additive-controlled. To maintain a good conversion, decreasing the amount of additive  $\text{I}_2$  was necessary when lowering the catalytic loading. Initially, hydrogenation was carried out on a series of quinoline derivatives. The same catalytic system was then utilised to enable EH of trisubstituted pyridines, affording the chiral hexahydroquinolinones with quantitative yields and up to 99% ee (Table 6).

Andersson and co-workers established a *N,P*-ligated iridium catalysed EH of *ortho*-substituted pyridines in 2013 (Table 7).<sup>66</sup> The protocol involves the activation of the substrate by forming *N*-imino-pyridium ylides.<sup>59</sup> The use of iodine as an additive was also shown to be highly effective in this method. Although high ees were achieved, the reaction was found to be highly substrate dependant, with the highest ee observed for linear alkyl groups at the C2-position. Bulkier substitutions resulted in a significant drop in selectivity.

**Table 6** EH of trisubstituted pyridine derivatives using a  $[\text{Ir}(\text{cod})\text{Cl}]_2$ - $\text{L}_8$  catalyst

| Entry | Substrate (R)   | Yield (%) | ee (%) |
|-------|---|-----------|--------|
| 1     | Me  | 98        | 95 (S) |
| 2     | <sup>n</sup> C <sub>3</sub> H <sub>7</sub>                    | 96        | 94 (S) |
| 3     | <sup>n</sup> C <sub>5</sub> H <sub>11</sub>                   | 97        | 95 (S) |
| 4     | <sup>n</sup> C <sub>6</sub> H <sub>13</sub>                   | 97        | 97 (S) |
| 5     | C <sub>6</sub> H <sub>5</sub>                                 | 99        | 81 (R) |
| 6     | CH <sub>2</sub> C <sub>6</sub> H <sub>5</sub>                 | 98        | 92 (R) |
| 7     | CH <sub>2</sub> CH <sub>2</sub> C <sub>6</sub> H <sub>5</sub> | 99        | 96 (S) |

Reaction conditions:  $[\text{Ir}(\text{COD})\text{Cl}]_2$  (0.5 mol%),  $\text{L}_8$  (1.1 mol%),  $\text{I}_2$  (20 mol%).

**Table 7** EH of *o*-substituted pyridines using an Ir-P,N catalyst

| Entry | Pyridinium salt (R)                | Conversion (%) | ee (%) |
|-------|------------------------------------|----------------|--------|
| 1     | Ph                                 | >99            | 86     |
| 2     | 4-MeC <sub>6</sub> H <sub>4</sub>  | >99            | 83     |
| 3     | 3-MeC <sub>6</sub> H <sub>4</sub>  | >99            | 77     |
| 4     | 2-MeC <sub>6</sub> H <sub>4</sub>  | >99            | 77     |
| 5     | 4-MeOC <sub>6</sub> H <sub>4</sub> | >99            | 10     |
| 6     | 3-MeOC <sub>6</sub> H <sub>4</sub> | >99            | 40     |
| 7     | 4-ClC <sub>6</sub> H <sub>4</sub>  | >99            | 61     |
| 8     | 4-FC <sub>6</sub> H <sub>4</sub>   | >99            | 98     |

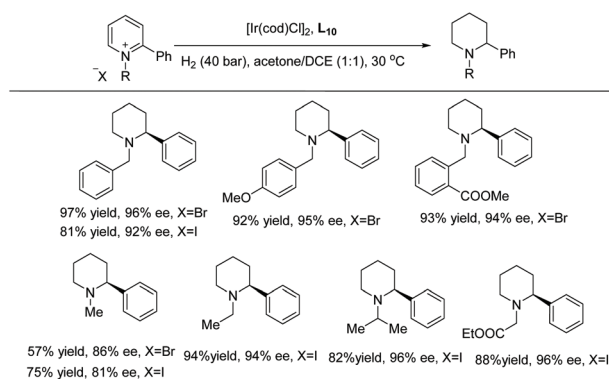


In 2014, Zhang *et al.* described the asymmetric hydrogenation of *N*-benzyl-2-substituted pyridinium salts. Simple benzyl groups were used to successfully activate the pyridine substrates for hydrogenation.<sup>67</sup> The Zhou group had previously shown that EWG substitution at the C2-position of the benzyl activating group could be highly beneficial for EH of the pyridinium salt.<sup>61</sup>

Using an iridium-phosphole catalyst, simple *N*-alkyl-2-arylpyridinium salts were hydrogenated with excellent reactivity and enantioselectivity (Table 8).<sup>67</sup> An efficient procedure was also developed to overcome the extra steps required for the removal of these activating groups to obtain the desired piperidine product. The nature of the pyridinium counterion had some impact on both the activity and enantioselectivity of the reaction (Scheme 20).

Mashima *et al.* in 2014 reported asymmetric hydrogenation of di-substituted pyridinium salts using chiral iridium dinuclear complexes to provide piperidines of high diastereoselectivity.<sup>68</sup> The authors had previously exploited the same catalytic strategy for the EH of isoquinolines (see Table 1). This strategy was expanded to include pyridine motifs with only slight modifications. With the iridium dinuclear complex as the catalyst in a mixed solution of 1,4-dioxane/<sup>*i*</sup>PrOH at 100 °C for 20 h under H<sub>2</sub> (10 bar), various di-substituted pyridinium salts were successfully hydrogenated to afford chiral piperidines (Table 9).

Shortly after, Zhou *et al.* reported the EH of multi-substituted pyridinium salts to obtain *cis*-trifluoromethyl substituted piperidines. The trifluoromethyl group is of great interest to medicinal chemists due to its ability to vastly change the chemical and physical properties of molecules. The EH



Scheme 20 Effect of the activating group/counterion on ee.

Table 9 EH of di-substituted pyridinium salts using a chiral dinuclear iridium complex

| Entry | Product | Yield (%) | ee (%) | dr      |
|-------|---------|-----------|--------|---------|
| 1     |         | 81        | 28     | >95 : 5 |
| 2     |         | 54        | 55     | >95 : 5 |
| 3     |         | >95       | 82     | >95 : 5 |
| 4     |         | 75        | 73     | >95 : 5 |
| 5     |         | 66        | 72     | >95 : 5 |
| 6     |         | 32        | 40     | >95 : 5 |

Reaction conditions: pyridine (0.24 mmol), catalyst (12.1 μmol), and solvent (6 mL).

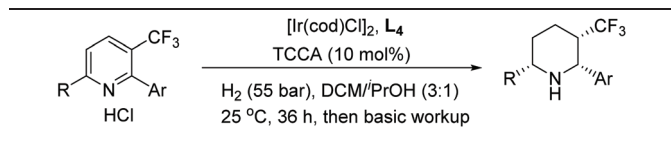
Table 8 Ir-Catalysed EH of *N*-benzyl-2-substituted pyridinium salts

| Entry           | Pyridinium salt (R)                               | Yield (%) | ee (%) |
|-----------------|---|-----------|--------|
| 1               | Ph  | 97        | 96     |
| 2               | 4-MeC <sub>6</sub> H <sub>4</sub>                 | 93        | 93     |
| 3               | 4-OMeC <sub>6</sub> H <sub>4</sub>                | 95        | 94     |
| 4               | 4-Ac(H)NC <sub>6</sub> H <sub>4</sub>             | 97        | 95     |
| 5               | 4-ClC <sub>6</sub> H <sub>5</sub>                 | 96        | 95     |
| 6               | 4-PhC <sub>6</sub> H <sub>5</sub>                 | 86        | 90     |
| 7 <sup>a</sup>  | 4-PhC <sub>6</sub> H <sub>5</sub>                 | 96        | 95     |
| 8               | 2,4-Cl <sub>2</sub> C <sub>6</sub> H <sub>3</sub> | 94        | 90     |
| 9               | 3,5-F <sub>2</sub> C <sub>6</sub> H <sub>3</sub>  | 95        | 96     |
| 10              | 2-Naphthyl  | 12        | 93     |
| 11 <sup>b</sup> | 2-Naphthyl  | 88        | 94     |
| 12 <sup>b</sup> | Me  | 81        | 33     |
| 13 <sup>b</sup> | <sup><i>i</i></sup> Pr                            | 24        | 69     |
| 14 <sup>c</sup> | CH <sub>2</sub> OAc                               | 92        | 24     |

Reaction conditions: pyridinium salt, 0.025 M, [Ir]/ligand/pyridinium bromide = 0.5 : 0.55 : 100, 20 h. <sup>a</sup>DCE/acetone = 5 : 1 as solvent. <sup>b</sup>Acetone as solvent. <sup>c</sup>DCE as solvent.

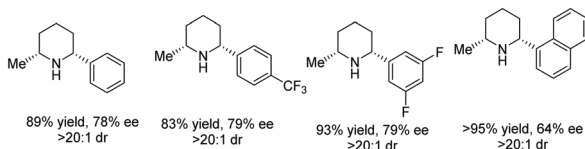
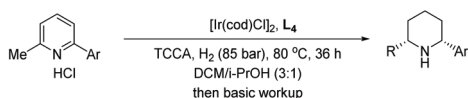
resulted in products with multiple stereogenic centres, with up to 90% ee (Table 10).<sup>69</sup> The optimal conditions for this reaction were found to be [Ir(cod)Cl]<sub>2</sub>/L<sub>4</sub>/TCCA. The method was further extended by the exploration of 2,6-disubstituted pyridinium hydrochlorides where a trifluoromethyl group was not a substituent (Scheme 21). Moderate reactivity and enantioselectivity were achieved. The relatively harsh conditions (85 bar hydrogen pressure and 80 °C) required for these substrates suggest that the introduction of trifluoromethyl group may



**Table 10** EH of pyridiniums to access trifluoromethyl-substituted piperidines

| Entry | R/Ar  | Yield (%) | ee (%)                                   |
|-------|---|-----------|--|
| 1     | Me/C <sub>6</sub> H <sub>5</sub>                    | 95        | 90                                       |
| 2     | Me/4-MeC <sub>6</sub> H <sub>5</sub>                | 84        | 89                                       |
| 3     | Me/3-MeC <sub>6</sub> H <sub>5</sub>                | 84        | 88                                       |
| 4     | Me/4-MeOC <sub>6</sub> H <sub>5</sub>               | 94        | 88                                       |
| 5     | Me/2-Naphthyl                                       | 93        | 89                                       |
| 6     | Me/4-Ph-C <sub>6</sub> H <sub>5</sub>               | 90        | 87 (2 <i>R</i> ,3 <i>S</i> ,6 <i>R</i> ) |
| 7     | Me/4-CF <sub>3</sub> C <sub>6</sub> H <sub>5</sub>  | 85        | 86                                       |
| 8     | Me/3,5-F <sub>2</sub> C <sub>6</sub> H <sub>5</sub> | 72        | 84                                       |
| 9     | Et/C <sub>6</sub> H <sub>5</sub>                    | 82        | 87                                       |

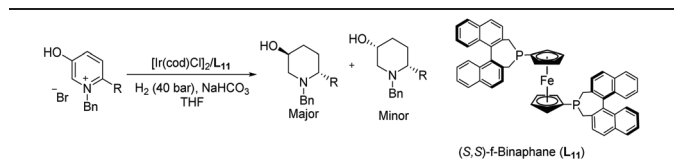
Reaction condition: pyridinium hydrochloride (0.125 mmol), L<sub>4</sub> (5.5 mol%), [Ir(cod)Cl]<sub>2</sub> (2.5 mol%).

**Scheme 21** EH of 2,6-disubstituent pyridinium hydrochloride salts. Reaction condition: pyridinium HCl (0.125 mmol), L<sub>4</sub> (2.2 mol%), [Ir(COD)Cl]<sub>2</sub> (1.0 mol%), TCCA (10 mol%), 24 h.

increase the substrate reactivity, presumably due to the electron-withdrawing effect.

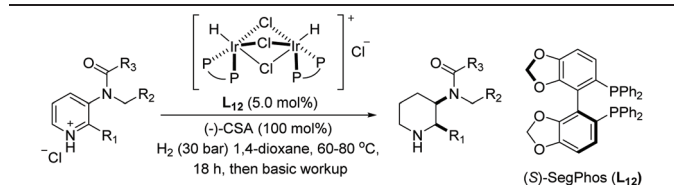
In 2016, Zhou *et al.* disclosed a highly EH of pyridinium salts bearing a hydroxyl group, delivering straightforward access to *trans* 6-substituted piperidin-3-ols with up to 95% ee.<sup>70</sup> They began the investigation by screening various reaction parameters, such as solvents and catalysts. Optimal conditions were found to be [Ir(cod)Cl]<sub>2</sub>/L<sub>11</sub>/H<sub>2</sub> (40 bar)/NaHCO<sub>3</sub>. With these optimal conditions, various disubstituted pyridinium salts were tested and shown to give the corresponding *trans*-products with high reactivity and diastereoselectivity (Table 11). The *trans*-piperidin-3-ols were shown to be convertible to the *cis*-products by Swern oxidation followed by reduction using K-selectride. Consequently, both the *cis* & *trans*-piperidin-3-ols can be easily accessed from the same starting materials.

In 2016, Mashima *et al.* developed the EH of amino pyridines, which gave the corresponding piperidines with an exocyclic nitrogen moiety (Table 12).<sup>71</sup> This allowed for a direct synthetic method for the synthesis of neurokinin-1 (NK1) receptor antagonist derivatives. Thus, EH of 3-amido-2-arylpyridinium salts using the dinuclear iridium complex in combi-

**Table 11** EH of hydroxyl pyridinium salts using an Ir–binaphane catalyst

| Entry | R   | Yield (%) | ee (%)                       | <i>trans/cis</i> |
|-------|---|-----------|------------------------------|------------------|
| 1     | Ph  | 98        | 93 (3 <i>S</i> ,6 <i>R</i> ) | 89 : 11          |
| 2     | 3-MeC <sub>6</sub> H <sub>5</sub>                 | 91        | 94 (+)                       | 82 : 18          |
| 3     | 4-MeC <sub>6</sub> H <sub>5</sub>                 | 93        | 94 (+)                       | 90 : 10          |
| 4     | 3,5-Me <sub>2</sub> C <sub>6</sub> H <sub>5</sub> | 93        | 95 (+)                       | 83 : 17          |
| 5     | 3-MeOC <sub>6</sub> H <sub>5</sub>                | 95        | 91 (+)                       | 84 : 16          |
| 6     | 3,5-F <sub>2</sub> C <sub>6</sub> H <sub>5</sub>  | 97        | 86 (+)                       | 86 : 14          |
| 7     | 3-ClC <sub>6</sub> H <sub>5</sub>                 | 95        | 90 (+)                       | 88 : 12          |
| 8     | 4-ClC <sub>6</sub> H <sub>5</sub>                 | 96        | 92 (+)                       | 83 : 17          |
| 9     | 4-CF <sub>3</sub> C <sub>6</sub> H <sub>5</sub>   | 97        | 93 (+)                       | 83 : 17          |
| 10    | 4-MeO <sub>2</sub> CC <sub>6</sub> H <sub>5</sub> | 95        | 90 (+)                       | 75 : 25          |
| 11    | 2-Naphthyl  | 90        | 81 (+)                       | 49 : 51          |
| 12    | <sup>n</sup> Pr                                   | 81        | 64 (+)                       | 53 : 47          |
| 13    | H   | 89        | 15 (+)                       | —                |

Conditions: substrate (0.20 mmol), [Ir(cod)Cl]<sub>2</sub> (1.5 mol%), L<sub>11</sub> (3.3 mol%), NaHCO<sub>3</sub> (0.20 mmol), THF (3.0 mL), 40 °C, 24 h.

**Table 12** EH of 3-amido-2-arylpyridinium salts using a dinuclear iridium complex

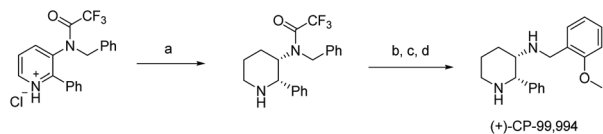
| Entry | R <sub>1</sub> /R <sub>2</sub> /R <sub>3</sub>                      | Temp. (°C) | Yield (%) | ee %   |
|-------|---|------------|-----------|--------|
| 1     | Ph/Ph/CF <sub>3</sub>   | 60         | 82        | 84 (–) |
| 2     | 4-MeOC <sub>6</sub> H <sub>5</sub> /Ph/CF <sub>3</sub>              | 80         | 88        | 80 (–) |
| 3     | 4-CF <sub>3</sub> C <sub>6</sub> H <sub>5</sub> /Ph/CF <sub>3</sub> | 60         | 75        | 70 (–) |
| 4     | 4-COOMeC <sub>6</sub> H <sub>5</sub> /Ph/CF <sub>3</sub>            | 60         | 94        | 81 (–) |
| 5     | 2-MeC <sub>6</sub> H <sub>5</sub> /Ph/CF <sub>3</sub>               | 80         | 69        | 77 (–) |
| 6     | 2-Thienyl/Ph/CF <sub>3</sub>  | 80         | 38        | 70 (+) |
| 7     | 2-Naphthyl/Ph/CF <sub>3</sub>                                       | 60         | 73        | 76 (–) |
| 8     | H/Ph/CF <sub>3</sub>  | 80         | Trace     | NA     |
| 9     | Ph/Ph/Ph  | 60         | 75        | 86 (–) |
| 10    | Ph/Ph/3,5-bis(CF <sub>3</sub> )C <sub>6</sub> H <sub>3</sub>        | 60         | Trace     | NA     |

Reaction conditions: pyridinium salt (0.15 mmol), L<sub>12</sub> (7.5 mmol), (–)-CSA (0.15 mmol), and 1,4-dioxane (3 ml). dr = >95 : 5.

nation with (*S*)-SegPhos provided the corresponding chiral piperidines in high *cis*-diastereoselectivity (>95 : 5) and moderately high enantioselectivity (up to 86% ee). This asymmetric hydrogenation step could be utilised to efficiently furnish (+)-CP-99994, a non-peptide antagonist of the NK1 receptor (Scheme 22).

Around the same time, Lefort *et al.* described a mixed-ligand approach for iridium-catalysed asymmetric hydrogenation of *N*-benzyl-2-arylpyridinium salts and proposed a mechanism based on experimental evidence.<sup>72</sup> This EH of pyr-

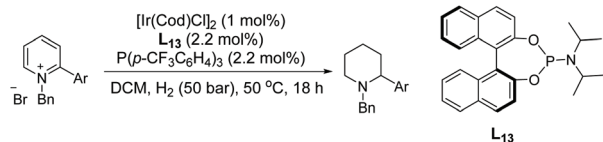




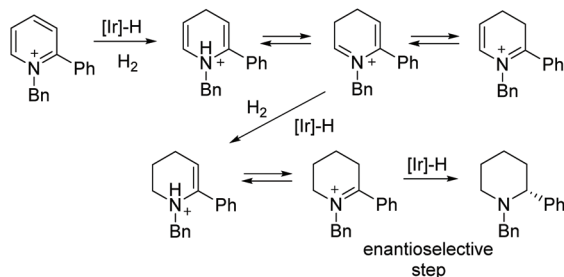
**Scheme 22** Synthetic application of Ir-catalysed hydrogenation. (a) [Ir(H)[L<sub>12</sub>]<sub>2</sub>(μ-Cl)<sub>3</sub>Cl (5.0 mol%), (+)-CSA (100 mol%), 1,4-dioxane, 60 °C, H<sub>2</sub> (30 bar), 18 h, then basic work-up; (b) K<sub>2</sub>CO<sub>3</sub>, MeOH/H<sub>2</sub>O (3/1), 65 °C, 12 h; (c) Pd(OH)<sub>2</sub>/C, HCl (ether solution), MeOH, 50 °C, H<sub>2</sub> (15 bar), 18 h; (d) *o*-anisaldehyde, NaBH(OAc)<sub>3</sub>, *i*-PrOAc, rt, 3 h.

idium salts was performed using an Ir complex which was generated *in situ* from two monodentate ligands (a chiral phosphoramidite and an achiral phosphine) with [Ir(cod)Cl]<sub>2</sub>. A range of ligands was tested along with modification of the ratios of chiral ligand/achiral ligand and iridium. The optimised ratio was found to be 1:1:1 [Ir(cod)Cl]<sub>2</sub>/L<sub>13</sub>/P(*p*-CF<sub>3</sub>C<sub>6</sub>H<sub>4</sub>)<sub>3</sub> under which enantioselectivities of up to 82% were obtained (Scheme 23). The protocol was found to be efficient for a range of 2-arylpyridinium salts. An initial 1,4-hydride addition to the substrate was proposed, leading to the partially reduced *N*-benzyl-2-phenyl-1,4-dihydropyridine. This species was further hydrogenated to the enamine *via* the iminium intermediate. Tautomerisation of the enamine to the imine allowed an enantioselective 1,2-hydride addition, providing the final chiral piperidine (Scheme 24).

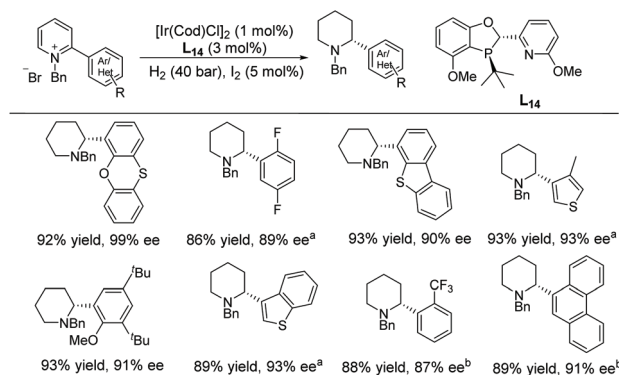
In 2018, Kozłowski and co-workers reported the EH of  $\alpha$ -(hetero)aryl pyridinium salts to the corresponding piperidines and investigated the reaction mechanism.<sup>73</sup> The EH of pyridinium salts with a heteroaryl functionality has not been widely reported. Previous reports have mainly focussed on  $\alpha$ -phenyl derivatives without such a functionality. An [Ir(cod)Cl]<sub>2</sub>/L<sub>14</sub> catalyst system was used in the EH (Scheme 25). Through DFT calculations a detailed mechanism for pyridi-



**Scheme 23** EH of pyridinium salt using a mixed-ligand approach.



**Scheme 24** Proposed mechanism of the Ir-catalysed EH of pyridines.



**Scheme 25** Synthesis of  $\alpha$ -(hetero)aryl piperidines *via* EH of pyridinium salts. Reactions were run at 40 °C for 24 h. <sup>a</sup>20 °C, <sup>b</sup>50 °C.

nium reduction was elucidated. Interestingly, the calculation indicated that protonation of the final enamine intermediate determines the enantioselection of the EH, rather than hydride transfer to the iminium intermediate.

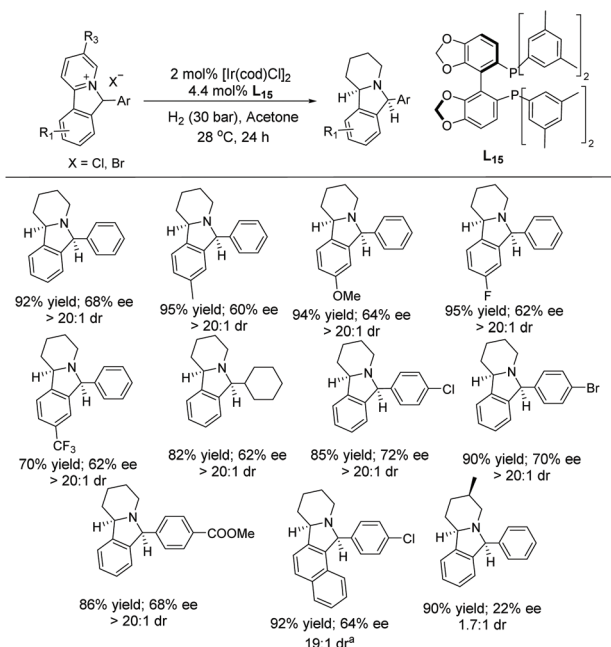
In 2021, Zhang *et al.* established the synthesis of chiral indolizidine by EH of cyclic pyridinium salts using an Ir-L<sub>15</sub> catalytic system.<sup>74</sup> Initially, cyclic pyridinium salts were accessed by reducing 2-(2-acylphenyl)pyridines using NaBH<sub>4</sub> followed by the cyclization using HBr/HCl. The counteranion exchange reaction was carried out with the corresponding silver salts to access other counterions of cyclic pyridinium salts. In the initial screening, Ir-L<sub>15</sub> showed excellent reactivity and acetone as solvent improved the ee. The scope and limitation of this reaction were explored on various EDG and EWG on the benzene ring, which was found to give excellent yield with moderate enantioselectivity and excellent diastereoselectivity (Scheme 26).

Our group recently reported an asymmetric transfer hydrogenation (ATH) of 2-substituted pyridinium salts with formic acid using a chiral cyclometalated iridium complex to yield chiral piperidines in up to 77% ee.<sup>75</sup> Initially various chiral iridacycles were examined for the ATH of *N*-benzyl-2-phenylpyridinium bromide using IPA as solvent and it was found that oxazoline-containing iridacycles provided a lower selectivity than imidazoline-containing iridacycles. Under this condition a few pyridinium salts were hydrogenated to provide chiral 2-substituted piperidines with moderate enantioselectivities (Scheme 27).

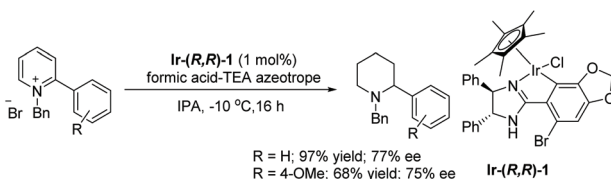
**2.1.4. Pyrazine derivatives.** Piperazines can be found in bioactive natural products such as druggalidin A,<sup>76</sup> which possesses antitumor properties, and the antifungal compound piperazinomycin (Scheme 28).<sup>77</sup> Piperazines, however, are perhaps more widely known for their occurrence in drugs. Piperazine is the third most common saturated nitrogen heterocycle to be found in the list of FDA approved drugs.<sup>3</sup> This motif is structurally critical in three large classes of drugs. Flouroquinolones – a family of antibiotics which includes levofloxacin, blood pressure medications including cyclazine and its derivatives, and a collection of antihistamine drugs including doxazosin (Scheme 29).



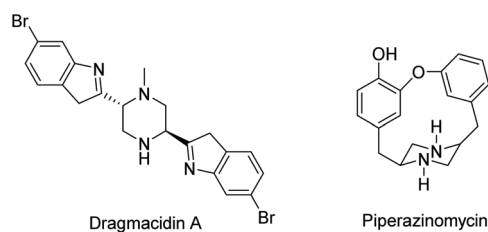




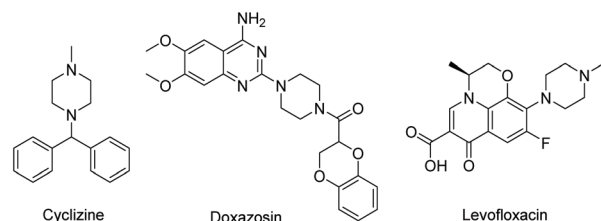
**Scheme 26** Ir-Catalysed EH of various cyclic pyridinium salts. Reaction conditions: substrate (0.2 mmol), acetone (2 mL). <sup>a</sup>The reaction was conducted at 40 °C.



**Scheme 27** ATH of selected 2-substituted pyridinium salts.



**Scheme 28** Piperazine-based natural products.

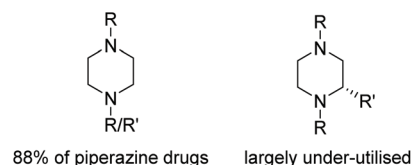


**Scheme 29** Piperazine in approved drugs.

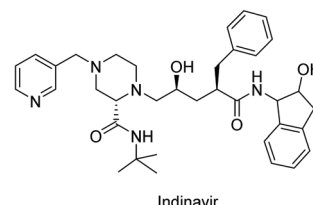
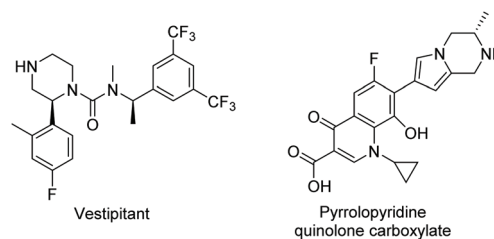
Despite the prevalent use of the piperazine scaffold, piperazines in drug molecules are generally only substituted on one or both nitrogen atoms. Only 12% of piperazine-based drugs have one or more substitutions at the carbon position (Scheme 30). Piperazine appears to be a generally under-utilised structure, in part due to the lack of efficient reactions to produce carbon substituted derivatives.

More diverse piperazine structures can be found in drugs; however, their occurrence is much rarer than *N*-substitutions. Vestipitant was developed by GSK and is used to treat tinnitus and insomnia. Pyrrolopyridine quinolone carboxylate is amongst a series of compounds synthesised that were found to exhibit potent antibacterial properties.<sup>78</sup> Indinavir, developed by Merck, is a protease inhibitor and has been used to treat HIV/AIDS (Scheme 31). C-Substituted piperazines have great potential. Substitution on carbon in the ring would introduce chirality and diversify piperazine's 3-D space. In addition, these substitutions could also provide an extra chemical handle, allowing for increased complexity in a potential drug molecule. Efforts to form C-substituted piperazine rings are therefore of great interest to both synthetic and medicinal chemists.

In 1998, Fuchs *et al.* first established the synthesis of piperazine *via* EH in 78% ee.<sup>79</sup> Later in 2014, Zhou *et al.* developed highly enantioselective hydrogenation of pyrrolo[1,2-*a*]pyrazinium salts, providing direct access to the corresponding 1,2,3,4-tetrahydropyrrolo[1,2-*a*]pyrazine derivatives with up to 95% ee, using an Ir catalyst (Table 13).<sup>80</sup> Initial attempts during optimisation gave disappointingly low ee values.



**Scheme 30** Comparison of piperazine substitution patterns.



**Scheme 31** C-Substituted piperazine drugs.



**Table 13** Enantioselective hydrogenation of pyrrolo[1,2-*a*]pyrazinium salts

| Entry           | R  | Yield (%) | ee %   |
|-----------------|--|-----------|--------|
| 1               | Ph   | 97        | 84 (-) |
| 2               | 3-MeOC <sub>6</sub> H <sub>4</sub>               | 90        | 70 (-) |
| 3 <sup>a</sup>  | 4-BuC <sub>6</sub> H <sub>4</sub>                | 91        | 77 (-) |
| 4               | 4-FC <sub>6</sub> H <sub>4</sub>                 | 93        | 70 (+) |
| 5               | 4-ClC <sub>6</sub> H <sub>4</sub>                | 94        | 76 (-) |
| 6               | 3,5-F <sub>2</sub> C <sub>6</sub> H <sub>3</sub> | 97        | 76 (-) |
| 7               | 4-CF <sub>3</sub> C <sub>6</sub> H <sub>4</sub>  | 97        | 76 (-) |
| 8               | 4-NCC <sub>6</sub> H <sub>4</sub>                | 94        | 76 (-) |
| 9 <sup>a</sup>  | 4-PhC <sub>6</sub> H <sub>4</sub>                | 95        | 76 (-) |
| 10              | 2-Naphthyl                                       | 74        | 76 (-) |
| 11 <sup>b</sup> | Me   | 97        | 76 (-) |

Reaction conditions: substrate (0.20 mmol), Cs<sub>2</sub>CO<sub>3</sub> (0.12 mmol), THF (3 mL), 24 h. <sup>a</sup> Cs<sub>2</sub>CO<sub>3</sub> (0.10 mmol) was used, 36 h. <sup>b</sup> L<sub>8</sub> was used as the ligand.

Previous literature had indicated that racemisation could occur in structurally similar molecules through enamine/iminium isomerisation in acidic conditions. To probe this further, the hydrogenated product was mixed with 1 equivalent of HCl and stirred. The ee of the product was indeed found to drop over time. As HBr is created *in situ* during the reaction, several different organic and inorganic bases were tested to see if substantial racemisation could be eliminated. The addition of Cs<sub>2</sub>CO<sub>3</sub> to the reaction was found to be the most efficient, allowing high ees to be achieved.

Building on this, Zhou *et al.* reported Ir-catalysed hydrogenation of pyrazines activated by alkyl halides. Pyrazines are often hard to hydrogenate due to their strong aromaticity, and because they have two nitrogen atoms, each of which could potentially coordinate to the catalyst and poison it. A strategy was devised where one nitrogen on the pyrazine ring was alkylated and the second from the product could form a salt from the *in situ* generated acid. This reduces substrate coordination to the catalyst and facilitates reduction. Initially, solvents and catalysts were screened to find optimal conditions using 2-phenyl-pyrazinium salt as a model substrate. On this basis, a wide range of chiral *cis*-piperazines was accessed, including not only 3-substituted but also 2,3- and 3,5-disubstituted piperazines with up to 96% ee (Table 14).<sup>81</sup> Deuterium labelling experiments suggested that the mechanism involves an initial 1,4-hydride addition followed by an enamine-iminium tautomerisation. It was suggested that the EH of the iminium salt leads to the chirality in the final product.

To show the practical use of the developed reaction, the authors developed a concise synthesis of the drug Vestipitant and a key intermediate for the drug (*S*)-Mirtazapine. EH of the pyrazine produced the corresponding piperazine in a fair ee. Urea formation with the optically pure amine allowed separation of the resulting diastereoisomers, providing the pro-

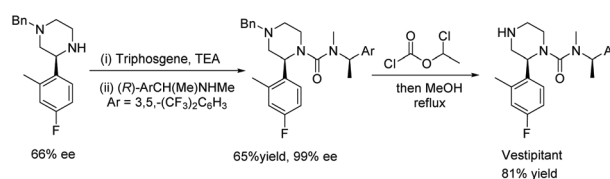
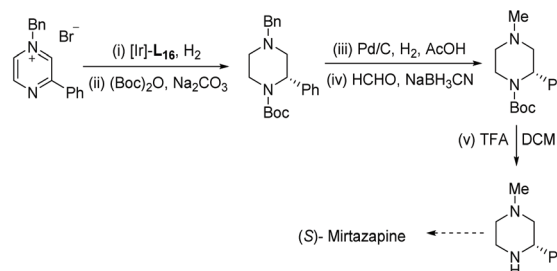
**Table 14** Ir-Catalysed EH of pyrazines to synthesise chiral piperazines

| Entry | R <sub>1</sub>  | R <sub>2</sub>                                  | Yield (%) | ee (%)                       |
|-------|-----------------|---|-----------|------------------------------|
| 1     | Me              | Ph  | 94        | 91 (3 <i>R</i> ,5 <i>S</i> ) |
| 2     | Me              | 4-MeC <sub>6</sub> H <sub>4</sub>               | 95        | 88 (-)                       |
| 3     | Me              | 4-MeOC <sub>6</sub> H <sub>4</sub>              | 95        | 84 (-)                       |
| 4     | Me              | 4-FC <sub>6</sub> H <sub>4</sub>                | 93        | 92 (+)                       |
| 5     | Me              | 4-CF <sub>3</sub> C <sub>6</sub> H <sub>4</sub> | 94        | 93 (-)                       |
| 6     | Et              | Ph  | 96        | 80 (+)                       |
| 7     | <sup>n</sup> Pr | Ph  | 90        | 77 (+)                       |
| 8     | <sup>n</sup> Pr | Ph  | 92        | 86 (+)                       |
| 9     | <sup>n</sup> Pr | Ph  | 86        | 76 (+)                       |
| 10    | Cyclopropyl     | Ph  | 90        | 83 (+)                       |

Pyrazines (0.2 mmol), [Ir(cod)Cl]<sub>2</sub> (1.0 mol%), L<sub>16</sub> (2.2 mol%), dr >20 : 1.

tected vestipitant in 99% ee. Removal of the benzyl protecting group yielded Vestipitant in a total of 4 steps from the pyrazine (Scheme 32). It takes more steps to synthesise such pyrazines with other methods.

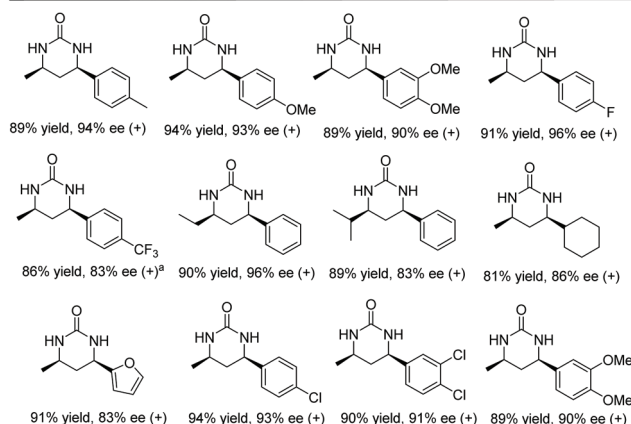
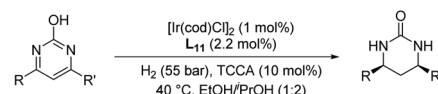
To synthesise Mirtazapine, the pyrazine was subjected to EH, affording the corresponding piperazine with high ee (90%). A one-pot reaction was developed which allowed the Boc group to be installed in the same step with high yield. Removal of the benzyl protecting group allowed *N*-methylation through reductive amination. Finally, removal of the Boc protecting group furnished the advanced intermediate, which can be elaborated to the anti-depressant drug (*S*)-Mirtazapine (Scheme 33).<sup>81,82</sup> Mirtazapine is usually used as the racemate;

**Scheme 32** Synthesis of Vestipitant from an EH product.**Scheme 33** Formal synthesis of (*S*)-Mirtazapine.

however, only the *S* enantiomer is under investigation for the treatment of insomnia.<sup>83</sup> The development of further reactions to product chirally pure C-substituted piperazines will help develop unsearched areas of chemical space. These reactions will benefit the synthesis of new compounds of pharmaceutical relevance or provide more efficient routes to known compounds.

**2.1.5. Pyrimidines derivatives.** A handful of tetrahydro-2-pyrimidinone drugs are available. Phenobarbital is one of the most common, used to treat epilepsy (Scheme 34). The importance of phenobarbital is shown by its inclusion in the WHO's list of essential medicines. The majority of the remaining tetrahydro-2-pyrimidinone drugs are structurally similar to phenobarbital; however, not all are related. The peptide-based drug lopinavir is used in HIV therapy and is also under investigation for its use in the treatment of COVID-19.<sup>84</sup> An  $\alpha_{1A}$  receptor antagonist based on a chiral dihydro-2-pyrimidinone has also been reported.<sup>85</sup> Current use of the tetrahydro-2-pyrimidinone in drugs is, however, fairly limited and often achiral. More methodologies to produce enantioenriched tetrahydro-2-pyrimidinones could prove useful in the search for under-developed scaffolds.

Kuwano *et al.* reported in 2015 a highly EH of pyrimidines by iridium catalysis.<sup>86</sup> A broad range of pyrimidines were converted into the corresponding 1,4,5,6-tetrahydropyrimidines with high ees using a catalyst derived from [Ir(cod)Cl]<sub>2</sub>/Josiphos/I<sub>2</sub> in the presence of Yb(OTf)<sub>3</sub>. Later Zhou *et al.*<sup>87</sup> developed an efficient palladium-catalysed EH of 2-hydroxypyrimidines; however, the reaction required harsh conditions, such as high pressure and high catalyst loading. Recently in 2018, the same group established the EH of 4,6-disubstituted-2-hydroxypyrimidines using an Ir catalyst.<sup>88</sup> Halogenide additives were used to increase the reactivity of the Ir-catalysed hydrogenation through oxidising Ir(I) to Ir(III) and also the *in situ* generation of hydrogen halide as a substrate activator. Using 4-methyl-6-phenylpyrimidin-2-ol as a model substrate, various additives and conditions were tested and the optimal conditions were found to be [Ir(cod)Cl]<sub>2</sub>/L<sub>11</sub>/H<sub>2</sub> (55 bar)/TCCA (10 mol%). This highly enantioselective catalytic system was explored on a broad range of substrates (Scheme 35). Both electron-donating and electron-withdrawing groups were well

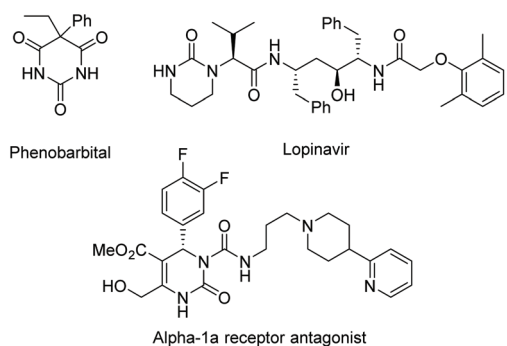


**Scheme 35** EH of hydroxypyrimidines with an Ir–Binaphane catalyst. Reaction conditions: pyrimidines (0.30 mmol), L<sub>11</sub> (2.2 mol%), 24 h. <sup>a</sup>Performed at 80 °C.

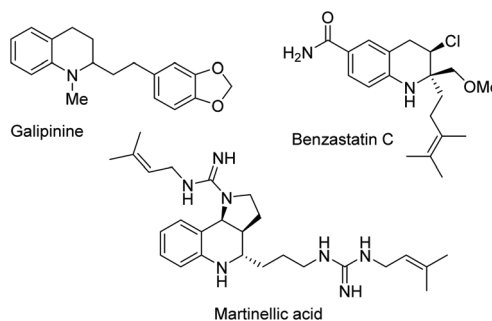
tolerated, affording the chiral ureas with good yields and high ees.

**2.1.6. Quinoline derivatives.** The tetrahydroquinoline (THQ) core is a common motif in natural products.<sup>89,90</sup> These natural products often possess important bioactive properties and are the subject of many syntheses. For instance, benzastatin C, isolated from *streptomyces* sp. possesses antiviral activity (Scheme 36).<sup>91</sup> Galipinine, a plant metabolite, was found to have anti-malarial properties amongst other activities.<sup>92,93</sup> Martinelliac acid was isolated from the roots of the *martinella iquitosensis* plant and is a bradykinin receptor antagonist.<sup>94</sup>

The prevalence and properties of these natural products have helped highlight the importance of the THQ core. As such, this has been frequently studied as a privileged scaffold in drug discovery (Scheme 37). Torcetrapib was found to inhibit a cholesteryl ester transfer protein.<sup>95</sup> Androgen receptor binder S-40503 was developed as a potential treatment for osteoporosis. THQs have also been found in molecules that

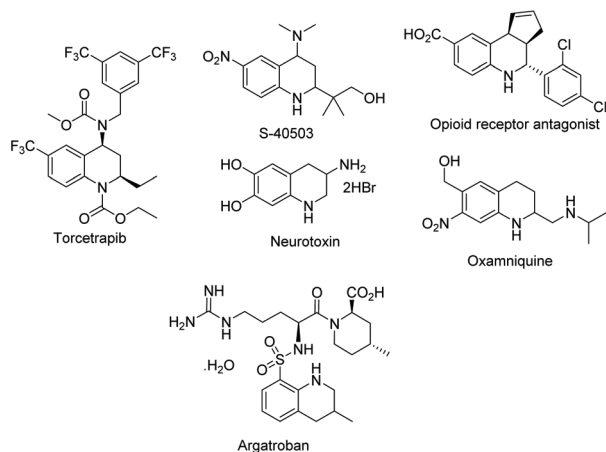


**Scheme 34** Examples of tetrahydro-2-pyrimidinone drugs.



**Scheme 36** Examples of THQ-based natural products with bioactive properties.





**Scheme 37** Examples of non-natural THQs under investigation and approved THQ drugs.

have been developed as opioid receptor antagonists<sup>96</sup> or neurotoxins.<sup>97</sup> However, despite the extensive research on the THQ core, very few drugs have been approved. Examples of current drugs include aragotroban and oxamniquine (Scheme 37).

In 2013, Agbossou-Niedercorn *et al.* reported the asymmetric hydrogenation of substituted quinolines for the synthesis of optically enriched 2-functionalised-1,2,3,4-tetrahydroquinoline derivatives using  $[\text{Ir}(\text{cod})\text{Cl}]_2$ , a bisphosphine ligand, and iodine (Table 15).<sup>98</sup> With reaction conditions already found, several different ligands were screened on various substrates. Quinoline derivatives, such as quinoline carboxylates, hydroxymethylene quinoline, bromoquinoline, and amino-substituted quinolines, were shown to give high reactivity and varying degrees of selectivity. To demonstrate the practicality of the Ir- $\text{L}_{19}$  system, a gram scale reaction was performed and achieved the same level of reactivity and enantioselectivity as the small-scale reactions.

Later, Zhou *et al.* developed the diastereoselective and enantioselective hydrogenation of quinolin-3-amines to synthesise chiral exocyclic amines with up to 94% ee.<sup>99</sup> Such chiral exocyclic amines appear in many biologically important compounds, such as sumanirole, and they also serve as functional handles for further elaboration of the compound. To eliminate the inhibition effect caused by the substrate and the product, a phthaloyl moiety was introduced to the amino group. This also activated the aromatic ring and improved diastereoselectivity. The reported EH of quinolin-3-amines provided the corresponding exocyclic amines with high yields, diastereoselectivities, and enantioselectivities. Although several amino protecting groups were tested, the *N*-phth-protecting group gave high yield and diastereoselectivity despite the lower ees compared to other protecting groups. The optimal conditions for this reaction were found to be  $[\text{Ir}(\text{cod})\text{Cl}]_2/\text{L}_{22}/\text{H}_2/\text{I}_2$  (Table 16). Key to this reaction was the introduction of the phthaloyl group which allowed access to the valuable quinoline substrates. The EH of simple exocyclic enamines and imines by transition-metal catalysts with high ee is

**Table 15** EH of substituted quinolines using Ir-bisphosphine complexes

Reaction scheme for Table 15:  $[\text{Ir}(\text{cod})\text{Cl}]_2$ , Ligand,  $\text{H}_2$  (50 bar),  $\text{I}_2$ , Toluene (7 mL), 20 °C, 17 h. Substrate: 1 mmol.

Ligands shown: (S)-MeO-Biphep ( $\text{L}_{17}$ ), (R)-Ph-Garphos ( $\text{L}_{18}$ ), R = Ph: (R)-Ph-Phos ( $\text{L}_{19}$ ), R = Xyl: (R)-Xyl-Phos ( $\text{L}_{20}$ ), SL-A107-1 ( $\text{L}_{21}$ ).

| Entry             | R                   | Ligand          | Conv. (%)           | Yield (%) | ee (%) |
|-------------------|---------------------|-----------------|---------------------|-----------|--------|
| 1                 | COOH                | $\text{L}_{17}$ | 90                  | 82        | 41     |
| 2                 | COOMe               | $\text{L}_{17}$ | 100                 | 88        | 66     |
| 3                 | COOMe               | $\text{L}_4$    | 100                 | 95        | 74     |
| 4                 | COOEt               | $\text{L}_{17}$ | 94                  | 89        | 58     |
| 5                 | COOEt               | (R)-Binap       | 100                 | 100       | 64     |
| 6                 | COOEt               | $\text{L}_6$    | 100                 | 100       | 64     |
| 7                 | COOEt               | $\text{L}_4$    | 99                  | 94        | 94     |
| 8                 | COOEt               | $\text{L}_{18}$ | 88                  | 88        | 46     |
| 9                 | COOEt               | $\text{L}_{21}$ | 14                  | 12        | 3      |
| 10                | COO <sup>n</sup> Pr | $\text{L}_4$    | 100                 | 100       | 90     |
| 11                | COO <sup>i</sup> Pr | $\text{L}_4$    | 100                 | 100       | 75     |
| 12                | COO <sup>i</sup> Bu | $\text{L}_{19}$ | 100                 | 98        | 94     |
| 13                | COO <sup>i</sup> Bu | $\text{L}_4$    | 97                  | 97        | 96     |
| 14 <sup>a</sup>   | CH <sub>2</sub> OH  | $\text{L}_6$    | 100                 | 100       | 80     |
| 15 <sup>a</sup>   | CH <sub>2</sub> OH  | $\text{L}_4$    | 97                  | 97        | 84     |
| 16 <sup>a</sup>   | CH <sub>2</sub> OH  | $\text{L}_{20}$ | 100                 | 100       | 70     |
| 17 <sup>a,b</sup> | CH <sub>2</sub> Cl  | $\text{L}_{19}$ | Mixture of products | —         | —      |
| 18 <sup>a,b</sup> | CH <sub>2</sub> Br  | $\text{L}_6$    | 100                 | 44        | 79     |
| 19 <sup>b</sup>   | CH <sub>2</sub> Br  | $\text{L}_4$    | 100                 | 65        | 69     |
| 20                | CH <sub>2</sub> Br  | $\text{L}_{19}$ | 100                 | 100       | 81     |

Reaction condition: 1 mmol substrate, substrate/Ir/ligand/ $\text{I}_2$  = 100/1/1.1/10; toluene 7 mL. <sup>a</sup> Solvent: toluene/<sup>i</sup>PrOH: 7/1, 8 mL. <sup>b</sup> 2-Methyl-1,2,3,4-tetrahydroquinoline was observed.

**Table 16** EH of quinolin-3-amines with a Ir-difluorophos complex

Reaction scheme for Table 16:  $[\text{Ir}(\text{cod})\text{Cl}]_2$ ,  $\text{L}_{22}$ ,  $\text{H}_2$  (15 bar),  $\text{I}_2$ , Toluene/THF (3:1).

Ligand shown: (R)-difluorophos ( $\text{L}_{22}$ ).

| Entry           | R'/R                      | T (°C) | Yield (%) | ee (%)   |
|-----------------|---------------------------|--------|-----------|----------|
| 1               | H/ <sup>n</sup> Bu        | 25     | 99        | 93 (R,R) |
| 2               | H/Me                      | 70     | 97        | 81 (+)   |
| 3               | H/Et                      | 45     | 97        | 90 (+)   |
| 4               | H/ <sup>n</sup> Pr        | 45     | 94        | 92 (+)   |
| 5               | H/ <sup>i</sup> Bu        | 45     | 99        | 94 (+)   |
| 6               | H/ <sup>i</sup> Pentyl    | 45     | 97        | 88 (+)   |
| 7               | H/ <sup>n</sup> Hexyl     | 25     | 97        | 92 (+)   |
| 8               | H/Phenethyl               | 25     | 99        | 93 (+)   |
| 9               | H/(E)-Styryl <sup>a</sup> | 25     | 97        | 90 (+)   |
| 10 <sup>b</sup> | H/Ph                      | 70     | 97        | 40 (+)   |
| 11              | MeO/ <sup>n</sup> Bn      | 45     | 97        | 87 (+)   |

Reaction condition: quinoline (0.1 mmol),  $[\text{Ir}(\text{cod})\text{Cl}]_2$  (2.0 mol%),  $\text{L}_{22}$  (4.4 mol%),  $\text{I}_2$  (5.0 mol%), 18 h. In all cases the *d.r.* >20 : 1. <sup>a</sup> The conjugated double bond was also hydrogenated. <sup>b</sup>  $\text{H}_2$  (3 bar).





rarely reported, in part due to the highly coordinating nature of the substrate and product.

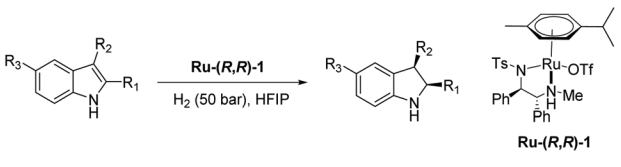
More recently, Hu *et al.* reported the highly *enantio*- and *cis*-diastereoselective hydrogenation of unfunctionalised 2,3-disubstituted quinolines (Table 17). The report focussed on the EH of 3-alkyl-2-arylquinolines using an iridium catalyst with a structurally fine-tuned phosphine-phosphoramidite ligand **L**<sub>23</sub>.<sup>100</sup> Previous success in the hydrogenation of sterically hindered *N*-arylimines using the Ir–phosphine–phosphoramidite catalyst encouraged the authors to explore EH of quinoline substrates. Initial screening led to the optimal conditions using [Ir(cod)Cl]<sub>2</sub>/**L**<sub>23</sub>/H<sub>2</sub>. With this catalytic system, the scope of the EH of 3-alkyl-2-arylquinolines was examined (Table 17). Products were obtained in high enantioselectivity and *cis*-diastereoselectivity in general, regardless of the various substitutions.

## 2.2. Ru-Catalysed enantioselective hydrogenation

Many ruthenium complexes are highly active homogenous catalysts for hydrogenation reactions. For instance, transfer hydrogenation with chiral ruthenium catalysts has been utilised for various enantioselective hydrogenations including ketones, aldehydes, and imines.<sup>101–106</sup> Chiral ruthenium complexes for asymmetric reduction were pioneered by Noyori *et al.*<sup>107</sup> These chiral ruthenium complexes have been further developed to reduce prochiral unsaturated compounds which were then utilised for the asymmetric hydrogenation of *N*-heteroarenes.<sup>5,108</sup> Following are the recent reports on the EH of *N*-heteroaromatic compounds.

**2.2.1. Indole derivatives.** In 2016, Fan and co-workers demonstrated the asymmetric hydrogenation of unprotected indoles using η<sup>6</sup>-arene-Ru(II)-*N*-Me-sulfonyldiamine complexes as the catalyst in weakly acidic hexafluoroisopropanol

**Table 18** EH of indoles using cationic η<sup>6</sup>-arene-Ru(II) complexes



| Entry | R <sub>1</sub> /R <sub>2</sub> /R <sub>3</sub>         | Yield (%) | ee (%)   |
|-------|--|-----------|----------|
| 1     | Me/H/H   | 94        | 96 (R)   |
| 2     | <sup>n</sup> Pr/H/H                                    | 88        | 96 (R)   |
| 3     | <sup>n</sup> Bu/H/H                                    | 92        | 97 (R)   |
| 4     | <sup>n</sup> Pentyl/H/H                                | 89        | 96 (R)   |
| 5     | C <sub>6</sub> H <sub>5</sub> CH <sub>2</sub> /H/H     | 93        | 97 (R)   |
| 6     | 4-FC <sub>6</sub> H <sub>4</sub> CH <sub>2</sub> /H/H  | 92        | 97 (R)   |
| 7     | 4-MeC <sub>6</sub> H <sub>4</sub> CH <sub>2</sub> /H/H | 90        | 96 (R)   |
| 8     | 3-MeC <sub>6</sub> H <sub>4</sub> CH <sub>2</sub> /H/H | 93        | 97 (R)   |
| 9     | Me/H/Me  | 93        | 95 (R)   |
| 10    | Me/H/OMe   | 93        | 95 (R)   |
| 11    | Me/H/F   | 94        | 94 (R)   |
| 12    | (CH <sub>2</sub> ) <sub>3</sub> /H                     | 92        | 89 (R,R) |
| 13    | (CH <sub>2</sub> ) <sub>4</sub> /H                     | 91        | 95 (R,R) |
| 14    | (CH <sub>2</sub> ) <sub>4</sub> /CH <sub>3</sub>       | 94        | 90 (R,R) |
| 15    | (CH <sub>2</sub> ) <sub>4</sub> /F                     | 92        | 94 (R,R) |
| 16    | (CH <sub>2</sub> ) <sub>5</sub> /H                     | 73        | 99 (R,R) |
| 17    | Me/Me/H  | 95        | 97 (R,R) |
| 18    | H/Me/Me  | 85        | 40 (R)   |
| 19    | Ph/H/H   | 53        | 42 (S)   |

Reaction conditions: substrates (0.2 mmol), RT for 24 h.

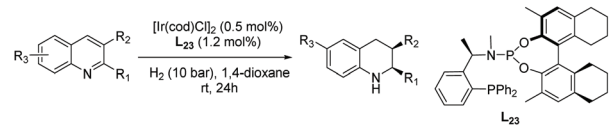
(Table 18).<sup>109</sup> The analogous Ru(II) complexes were pioneered by Noyori, Ikariya and coworkers for the ATH of ketones or imines.<sup>101</sup> Later the same catalytic system had been used for the transfer hydrogenation and hydrogenation of quinolones and quinoxalines.<sup>110,111</sup> Based on these successful results, the catalytic system was explored for unprotected indoles. Initial screening identified the optimised conditions to be H<sub>2</sub> (50 bar) at room temperature with a substrate/catalyst molar ratio (S/C) = 500 in HFIP as solvent. With the optimised conditions found, a range of 2-alkylated indoles was examined, which could be hydrogenated to give the corresponding indolines in high conversion with high to excellent ees in general.

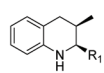
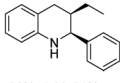
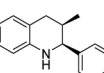
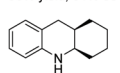
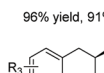
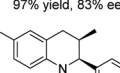
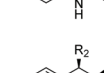
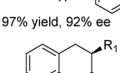
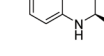
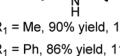
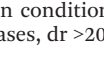
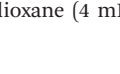




A similar catalytic system was explored by the Arai group on a wide range of halogenated indoles and indoles with acid-sensitive protective groups (Scheme 38).<sup>112</sup> The substrates were well tolerated to afford the corresponding chiral indolines with excellent yields and ees. The functional group tolerability of this catalytic system is of high importance to medicinal chemistry, as these groups could be found in molecules of interest in pharmacology, such as the example shown in Scheme 38 which possesses anti-inflammatory properties.<sup>113</sup> They also serve as functional handles, allowing for further elaboration of the molecule.

This method was also used to produce a chiral indoline with a branched-chain ending in an acetal.<sup>112</sup> In one step, a tricyclic core could be produced, which is found in a compound under investigation for antitumor properties (Scheme 39).<sup>114</sup>

**2.2.2. Quinoline derivatives.** In 2016, the Fan group reported the asymmetric hydrogenation of 2,2'-bisquinoline

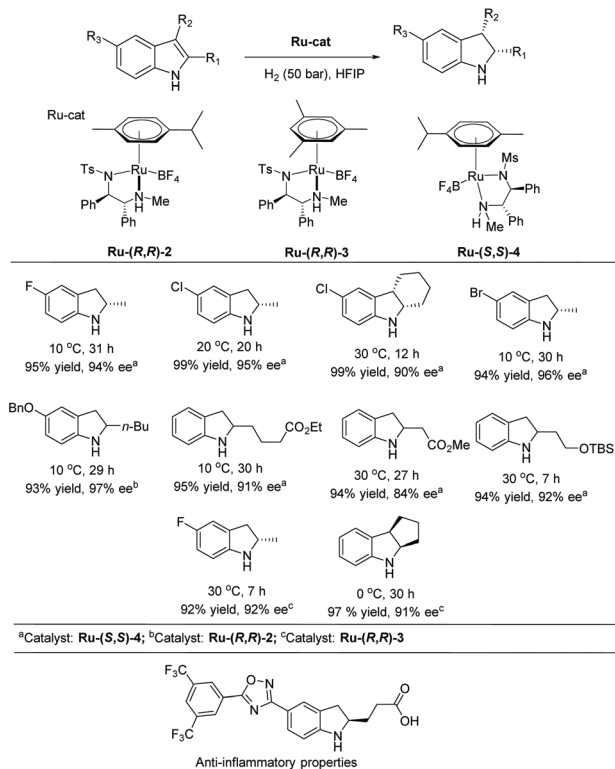
**Table 17** Ir-Catalysed EH of 3-alkyl-2-arylquinolines



|   |  |   |  |
|---|--|---|--|
|  | R <sub>1</sub> = Ph, 96% yield, 94% ee                                 |  | 96% yield, 91% ee                      |
|  | R <sub>1</sub> = 2-FC <sub>6</sub> H <sub>4</sub> , 95% yield, 89% ee  |  | 97% yield, 83% ee                      |
|  | R <sub>1</sub> = 3-FC <sub>6</sub> H <sub>4</sub> , 96% yield, 93% ee  |  | 97% yield, 92% ee                      |
|  | R <sub>1</sub> = 4-FC <sub>6</sub> H <sub>4</sub> , 96% yield, 95% ee  |  | 97% yield, 92% ee                      |
|  | X=O, 94% yield, 89% ee   |  | 97% yield, 92% ee                      |
|  | X=S, 95% yield, 95% ee   |  | 97% yield, 92% ee                      |
|  | R <sub>3</sub> = 6-Me, 95% yield, 93% ee                               |  | 97% yield, 92% ee                      |
|  | R <sub>3</sub> = 6-OMe, 94% yield, 88% ee                              |  | 97% yield, 92% ee                      |
|  | R <sub>3</sub> = 6-F, 95% yield, 96% ee                                |  | R <sub>1</sub> = Me, 90% yield, 18% ee |
|  | R <sub>1</sub> = Ph, R <sub>2</sub> =H, 95% yield, 84% ee              |  | R <sub>1</sub> = Ph, 86% yield, 11% ee |
|  | R <sub>1</sub> = <sup>n</sup> Pr, R <sub>2</sub> =H, 85% yield, 57% ee |  | R <sub>1</sub> = H, 96% yield, 93% ee  |
|  | R <sub>1</sub> , R <sub>2</sub> = H, 96% yield, 93% ee                 |   |  |

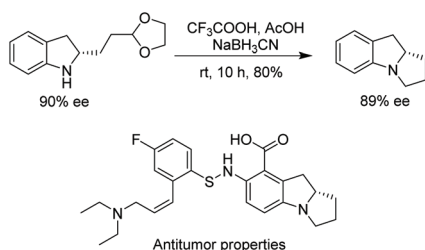
Reaction conditions: substrate (0.4 mmol), 1,4-dioxane (4 mL), 25 °C. In all cases, dr >20 : 1.



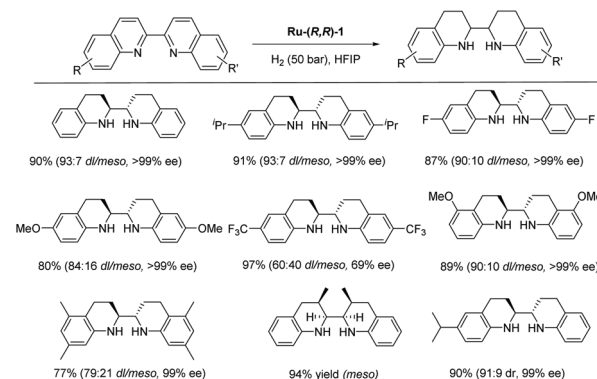


Scheme 38 EH of functionalised indoles.

derivatives with a ruthenium catalyst.<sup>115</sup> The non-enantioselective version of this reaction was demonstrated earlier by the Xiao group, using a cyclometallated Ir complex to obtain a *dl/meso* (1 : 4) selectivity in the case of 2,2'-bisquinoline.<sup>116</sup> Cationic chiral  $\eta^6$ -arene-Ru-diamine catalysts were explored for the EH of bisquinoline and bisquinoxaline derivatives (Scheme 40). The optimal conditions for this hydrogenation were found to be the **Ru-(R,R)-1** complex as catalyst (2.0 mol%), H<sub>2</sub> (50 bar) and room temperature in <sup>i</sup>PrOH. Under these optimised conditions, a variety of 2,2'-bisquinoline derivatives were shown to produce the desired diamines with excellent enantioselectivity in most cases, regardless of steric hindrance from alkyl side chain at the 6,6', 7,7', or 5,5'-positions. A notable decrease in diastereoselectivity was observed, however, when introducing alkyl groups into the 8,8'-positions of 2,2'-bisquinoline. In addition, substrates bearing methoxy and CF<sub>3</sub> groups at the 6,6'-positions demon-



Scheme 39 Synthesis of chiral tricyclic indoline.



Scheme 40 EH of 2,2'-bisquinoline derivatives using a chiral Ru-diamine catalyst.

strated low reactivity, diastereoselectivity, and enantioselectivity. The synthesised chiral vicinal diamines were employed for the preparation of chiral benzimidazolium salts, a precursor to chiral NHC ligands, which can be difficult to access through other methods.

More recently, Fan and co-workers demonstrated the asymmetric hydrogenation of terpyridine type *N*-heteroarenes using a similar Ru-diamine complex as a catalyst. Partially reduced chiral pyridine-amine type products were obtained in high yield with excellent diastereo- and enantioselectivity (Scheme 41).<sup>117</sup>

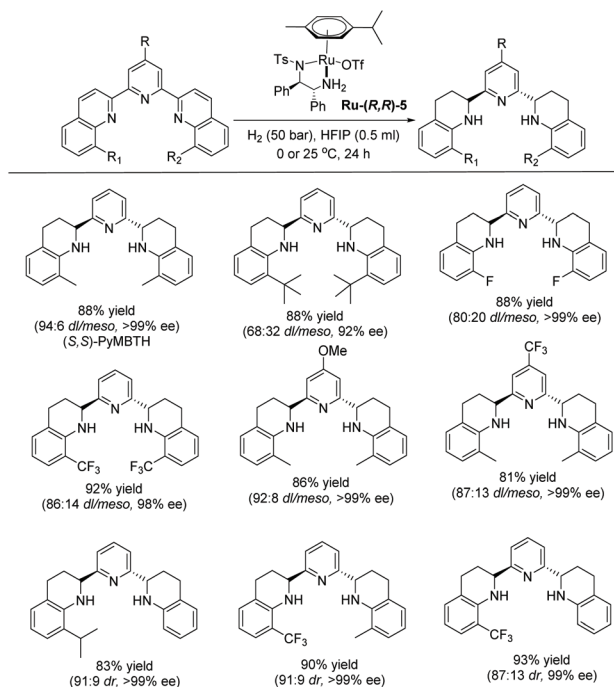
This catalytic system worked well on a broad range of 2,6-bis(quinolinyl) pyridines, providing the corresponding chiral 2,6-bis(tetrahydroquinolin-2-yl)pyridines. The substituents at the 8,8'-positions of the quinolinyl rings influenced the stereoselectivity. Thus, substitution with small groups, such as Me and CF<sub>3</sub>, showed high diastereoselectivities and enantioselectivities, whereas the sterically hindered *t*-butyl group led to lower diastereoselectivity and enantioselectivity. The resulting pyridine-amine-type compounds from this new method could serve as novel, chiral tridentate nitrogen ligands. Ligands of this nature are difficult to access with other approaches.

The potential of the compounds as ligands were showcased with a copper-catalysed asymmetric Friedel-Crafts type alkylation reaction of indoles with nitroalkenes, resulting in high ees.<sup>117</sup> Initial optimisation of the asymmetric alkylation reaction showed that the Cu(OTf)<sub>2</sub>-(*S,S*)-PyMBTH (see Scheme 41 for the ligand) catalyst was effective in the presence of HFIP (2.0 eq.) at 0 °C. Under the optimised conditions all substrates underwent alkylation efficiently with excellent reactivity and selectivity (Scheme 42).

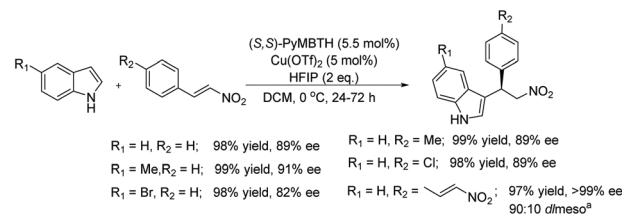
### 2.2.3. Miscellaneous *N*-heteroaromatic compounds.

Glorius and co-workers established the first EH of indolizines using a chiral Ru-NHC complex in 2013.<sup>118</sup> Initial screening focused on the hydrogenation of 3-butyl-5-methylindolizine as a model substrate using various solvents, temperatures and Ru-NHC catalysts. Under the optimised conditions various indolizines showed excellent reactivity and moderate to good





**Scheme 41** EH of terpyridine type *N*-heteroarenes using a Ru–diamine catalyst.

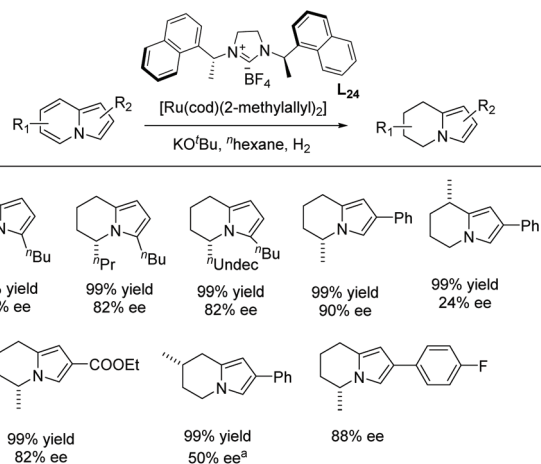


**Scheme 42** Asymmetric Friedel–Crafts alkylation using a Cu-(*S,S*)-PyMBTH catalyst. <sup>a</sup>10 mol% catalyst (Cu(OTf)<sub>2</sub>/(*S,S*)-PyMBTH = 1:1.1); double alkylation occurred.

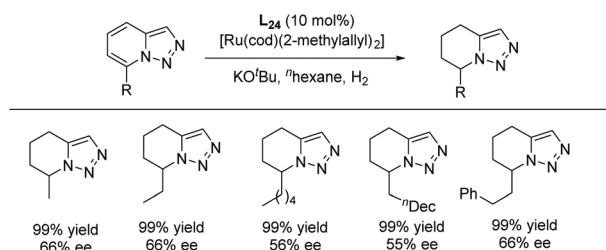
enantioselectivity with a Ru–**L**<sub>24</sub> precatalyst. The reaction also tolerated the presence of esters without them undergoing any reduction (Scheme 43).

The scope of the reaction was extended to the EH of 1,2,3-triazolo-[1,5-*a*]pyridines. Under the same conditions these substrates also showed significant reactivity (Scheme 44). The enantioselectivity decreased slightly when the length of the alkyl substitution was increased at C7. Finally, the product was explored by further hydrogenation, allowing access to the enantiomer of the natural product monomorine, as shown in Scheme 45.

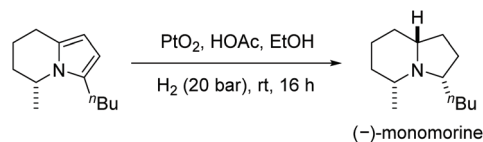
Later in 2016 Glorius and co-workers described a structural investigation of the ruthenium–NHC catalysts that had been established for the EH of heteroarenes.<sup>119</sup> To examine the catalytic activity and selectivity, several chiral and achiral Ru–NHC complexes were tested on the hydrogenation of 2-methylbenzofuran. The investigation revealed the formation of a structurally novel complex (**Ru–L**<sub>24</sub>) arising from 2 eq. of the



**Scheme 43** EH of indolizines using a chiral Ru–NHC complex. [Ru(cod)(2-methylallyl)<sub>2</sub>] (0.015 mmol), KO<sup>t</sup>Bu (0.045 mmol), and **L**<sub>24</sub> (0.03 mmol) were stirred at 70 °C in *n*-hexane (2 mL) for 12 h; later substrate (0.30 mmol) was added, H<sub>2</sub> (100 bar), rt, 24 h. <sup>a</sup>40 °C.



**Scheme 44** EH of 1,2,3-triazolo-[1,5-*a*]pyridines using a chiral Ru–NHC complex. [Ru(cod)(2-methylallyl)<sub>2</sub>] (0.015 mmol), KO<sup>t</sup>Bu (0.045 mmol), and **L**<sub>24</sub> were stirred at 70 °C in *n*-hexane (2 mL) for 12 h; later substrate (0.30 mmol) was added, H<sub>2</sub> (100 bar), rt, 24 h.

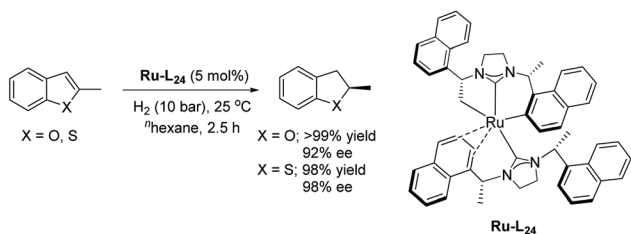


**Scheme 45** Synthesis of unnatural (–)-monomorine.

homochiral carbene precursor **L**<sub>24</sub> reacting with [Ru(cod)(2-methylallyl)<sub>2</sub>] in the presence of KO<sup>t</sup>Bu. The molecular structure of **Ru–L**<sub>24</sub> features a unique tridentate ligand as a result of deprotonation of the methyl and naphthyl groups from one of the usually monodentate carbene ligand. The study also shows that ligand hydrogenation plays a key role in forming the active catalyst. **Ru–L**<sub>24</sub> showed high activity and selectivity in the hydrogenation of 2-methylbenzofuran (Scheme 46). Very recently, a detailed mechanistic study of a related asymmetric hydrogenation reaction catalysed **Ru–L**<sub>24</sub> has been reported.<sup>120</sup>

Kuwano *et al.* in 2016 reported the EH of azaindoles using a chiral catalyst prepared from [Ru(η<sup>3</sup>-methylallyl)<sub>2</sub>(cod)] and a *trans*-chelating bis-phosphine ligand (**L**<sub>25</sub>) (Table 19).<sup>121</sup> The





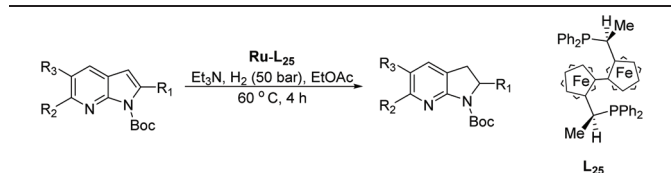
**Scheme 46** EH of 1,2,3-triazolo[1,5-a]pyridines using a chiral Ru-NHC complex.

catalytic system was established to access partially reduced azaindoles, *i.e.* azaindoles. Selected examples were further hydrogenated with Pt/C to provide the chiral products as fully saturated heterocycles.

Initial attempts at this catalytic EH of azaindoles were performed using a protected 2-methyl-7-azaindole as a model substrate. Whilst a  $[\text{Rh}(\text{nbd})_2]^+/\text{PhTRAP}$  (**L<sub>25</sub>**) catalyst exclusively reduced the pyrrole ring, a remarkable improvement in the yield and enantioselectivity was observed when a catalyst derived from  $[\text{Ru}(\eta^3\text{-methallyl})_2(\text{cod})]/\text{L}_{25}$  was used for the hydrogenation. Under the optimised conditions, a broad range of 2-substituted 7-azaindoles underwent the EH, and 6-, 5-, and 4-azaindoles were also well-tolerated to provide high yields and high enantioselectivity (Tables 19 and 20).

In 2017, Glorius *et al.* established the first EH of imidazo[1,2-*a*]pyridines using the same Ru-NHC catalyst.<sup>122</sup> In the initial screening, the hydrogenation was performed on 5-methylimidazo[1,2-*a*]pyridine as model substrate in the presence of *in situ* prepared **Ru-L<sub>24</sub>** in various solvents. Under the optimised conditions, a series of mono and disubstituted imidazo[1,2-*a*]pyridines were hydrogenated providing products

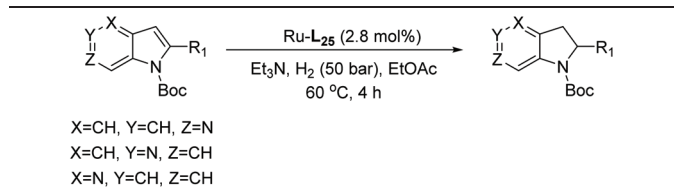
**Table 19** EH of 7-azaindoles using a Ru-PhTRAP catalyst



| Entry            | R <sub>1</sub> /R <sub>2</sub> /R <sub>3</sub>       | Conv (%) | Yield (%) | ee     |
|------------------|--|----------|-----------|--------|
| 1 <sup>a</sup>   | Me/H/H   | 100      | 98        | 88 (+) |
| 2                | <sup>n</sup> Hex/H/H                                 | 100      | 98        | 76 (+) |
| 3                | <sup>t</sup> Bu/H/H                                  | 80       | 71        | 54 (+) |
| 4                | <sup>n</sup> Hex/H/H                                 | <5       | —         | —      |
| 5                | Ph/H/H   | 17       | 10        | 92     |
| 6 <sup>b,c</sup> | Ph/H/H   | 84       | 77        | 94 (–) |
| 7 <sup>b</sup>   | 4-MeOC <sub>6</sub> H <sub>4</sub> /H/H              | 84       | 77        | 94 (–) |
| 8 <sup>b</sup>   | 4-CF <sub>3</sub> C <sub>6</sub> H <sub>4</sub> /H/H | 60       | 56        | 82 (–) |
| 9 <sup>a</sup>   | COOEt/H/H  | 100      | 96        | 94 (–) |
| 10 <sup>a</sup>  | Me/Me/H  | 87       | 81        | 82 (+) |
| 11 <sup>a</sup>  | Me/F/H   | 100      | 93        | 68 (+) |
| 12 <sup>a</sup>  | Me/CF <sub>3</sub> /H                                | 88       | 79        | 62 (+) |
| 13 <sup>a</sup>  | Me/H/Me  | 100      | 85        | 86 (+) |

Reactions condition: 0.20 mmol scale in 1.0 mL of EtOAc. <sup>a</sup> Without Et<sub>3</sub>N. <sup>b</sup> In toluene at 40 °C for 48 h. <sup>c</sup> H<sub>2</sub> (100 bar).

**Table 20** EH of 6-, 5-, and 4-azaindoles using a Ru-PhTRAP catalyst



| Entry           | Product | Conv (%) | Yield (%)       | ee     |
|-----------------|---------|----------|-----------------|--------|
| 1 <sup>a</sup>  |         | 100      | 98              | 82 (–) |
| 2 <sup>b</sup>  |         | 90       | 86              | 88 (–) |
| 3               |         | 100      | 90              | 82 (–) |
| 4               |         | 100      | 94              | 90 (–) |
| 5 <sup>b</sup>  |         | 87       | 81              | 84 (–) |
| 6               |         | 100      | 82              | 84 (–) |
| 7 <sup>a</sup>  |         | 100      | 99              | 86 (–) |
| 8               |         | 100      | 99              | 58 (–) |
| 9               |         | 100      | 89              | 54 (–) |
| 10              |         | <5       | —               | —      |
| 11 <sup>b</sup> |         | 75       | 68 <sup>b</sup> | 66 (–) |
| 12 <sup>c</sup> |         | 100      | 85              | 50 (–) |

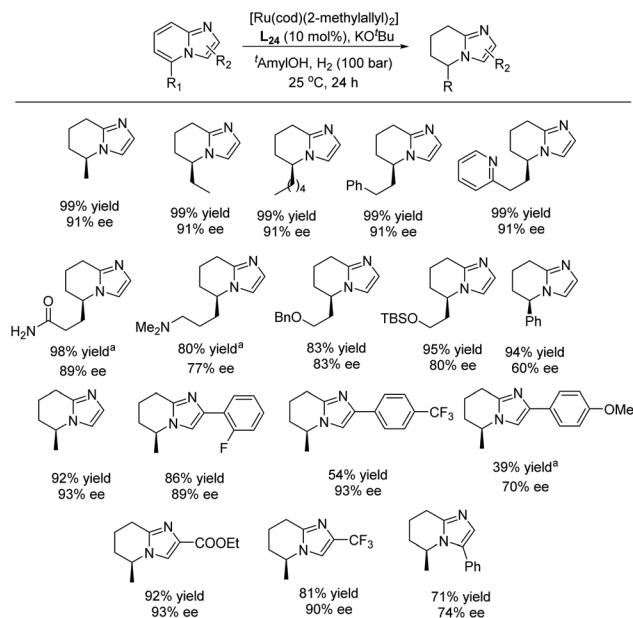
Reaction conditions: 0.20 mmol scale in 1.0 mL of EtOAc. <sup>a</sup> Without Et<sub>3</sub>N. <sup>b</sup> In toluene at 40 °C for 48 h. <sup>c</sup> At 100 °C.

in high yields and enantioselectivities. The reaction was found to tolerate multiple functional groups well, including amines, amides, esters, silyl ethers, pyridines and halides which could be utilised for further transformations (Scheme 47).

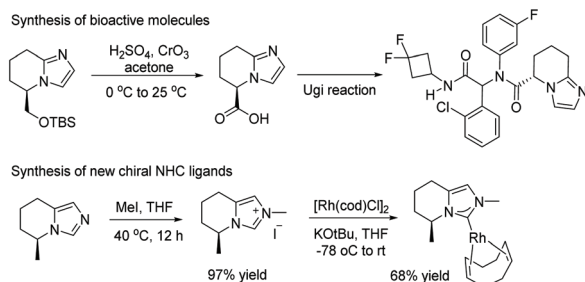
To showcase the synthetic utility of this newly developed reaction, a product from the EH was further functionalised into a bioactive molecule (Scheme 48). The product was deprotected and oxidized under Jones-oxidation conditions to provide 5,6,7,8-tetrahydroimidazo[1,2-*a*]pyridine-5-carboxylic







**Scheme 47** EH of mono- & di-substituted imidazo[1,2-*a*]pyridines.  $[Ru(cod)(2-methylallyl)_2]$  (5 mol%),  $KO^tBu$  (10 mol%),  $tAmylOH$  (1 mL).  $^aH_2$  (150 bar).

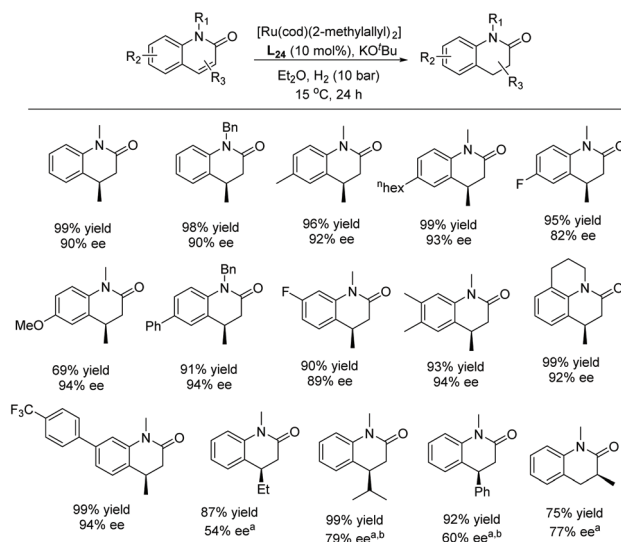


**Scheme 48** Application of the tetrahydroimidazopyridine scaffold.

acid. This molecule could further undergo a Ugi reaction to provide an IDH1 mutant inhibitor. Furthermore, a new chiral NHC ligand was synthesised, derived from an imidazo[1,5-*a*]pyridine.

More recently, the Glorius group explored the EH of 2-quinolones to access chiral 3,4-dihydro-2-quinolones.<sup>123</sup> Initial experiments were conducted using their previously reported method, with **Ru-L<sub>24</sub>** as catalyst under 70 bar  $H_2$  in hexane at room temperature. In an earlier report,<sup>124</sup> no desired product was obtained for unprotected quinolones. The reaction was tested on various alkylated quinolones under the optimised conditions, showing excellent yield and moderate to high enantioselectivity. The catalytic system tolerated various substitutions, such as alkyl, methoxy, aryl, and fluorine on the 2-quinolones (Scheme 49).

The same group also reported the EH of pyrido-pyrimidones to form multiple stereocenters in adjacent rings leading to structurally complex motifs.<sup>125</sup> The previously reported



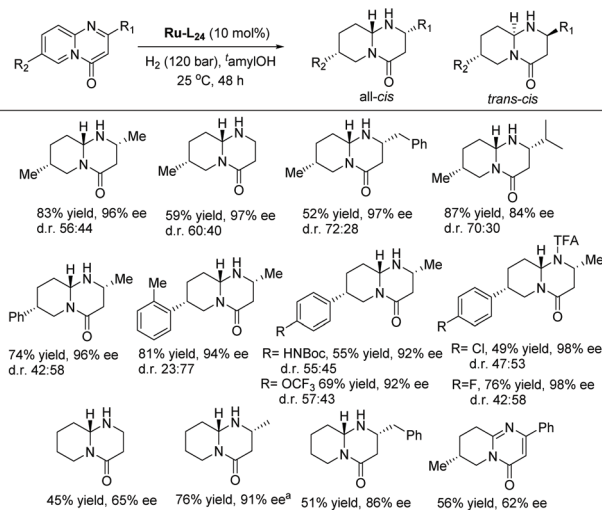
**Scheme 49** EH of substituted 2-quinolones using  $Ru-NHC$  catalyst.  $[Ru(cod)(2-methylallyl)_2]$  (5 mol%),  $KO^tBu$  (12.5 mol%),  $Et_2O$  (1 mL).  $^a$ Hexane (1 mL) and  $H_2$  (70 bar).  $^b$ 30 °C, 20% [Ru] catalyst and  $H_2$  (70 bar) for 48 h.

conditions<sup>122,123</sup> were adopted for the hydrogenation, which showed complete chemoselectivity, with moderate to excellent diastereo-, and enantioselectivity (Scheme 50).

The reaction could be stopped to yield tetrahydropyrido-pyrimidinone as a sole intermediate. EH of the isolated intermediate led to opposite diastereomers with excellent diastereo- and enantioselectivity depending on the chirality of the catalyst used (Scheme 51).

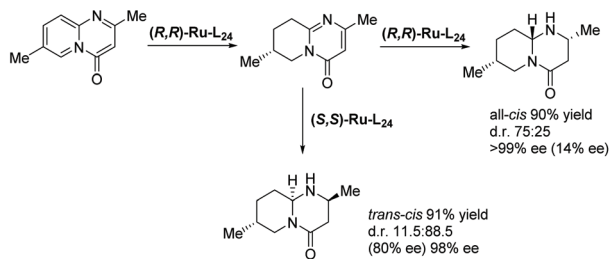
### 2.3. Rh-Catalysed enantioselective hydrogenation

Rhodium catalysis has been widely used for hydrogenation since the discovery of Wilkinson's catalyst. The catalyst is one



**Scheme 50** EH of substituted pyrido[1,2-*a*]pyrimidinones using a  $Ru-NHC$  catalyst.  $^aH_2$  (80 bar).

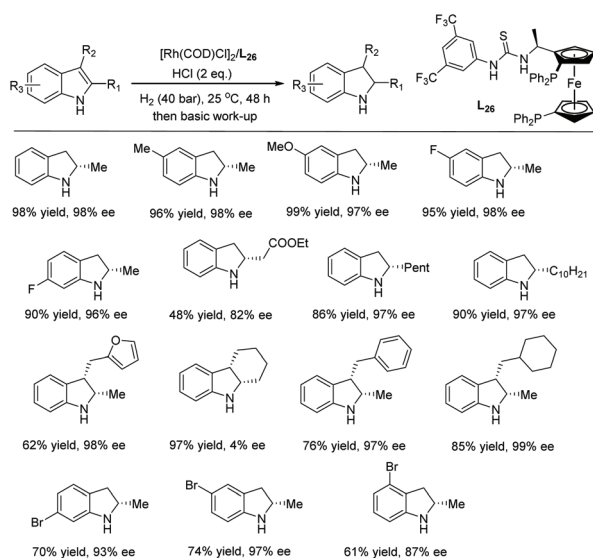




Scheme 51 EH of a tetrahydropyrido-pyrimidinone intermediate.

of the most widely used transition metal catalysts for the hydrogenation of various substrates such as olefins, imines and later arenes and heteroaromatic compounds. In 2008, our group disclosed the first examples of EH of dihydroisoquinolines and analogues with a chiral cationic Cp\**Rh*-diamine catalyst, which afforded tetrahydroisoquinolines and tetrahydro- $\beta$ -carbolines with up to >99% ee.<sup>126</sup> We subsequently reported achiral transfer hydrogenation of various N-heteroaromatic compounds, such as pyridines and quinolines, using a Cp\**Rh*(III) catalyst promoted by iodide.<sup>127,128</sup> Thereafter several groups have exploited chiral rhodium complexes to reduce various N-heteroaromatic compounds.

**2.3.1. Indole derivatives.** In 2018, Zhang and co-workers established the asymmetric hydrogenation of unprotected indoles.<sup>129</sup> The strategy made use of an *Rh*-L<sub>26</sub> complex as the catalyst and a strong Brønsted acid (Scheme 52). The Brønsted acid not only activated the aromatic substrate but also allowed for its interaction with the chiral thiourea moiety of the ligand, contributing to *enantio*-differentiation. The catalyst was found to be highly active, with loadings as low as 0.25% being feasible. The substrate scope of this transformation was explored on various 2-monosubstituted and 2,3-disubstituted indoles. Over a range of substrates, the EH proceeded efficien-



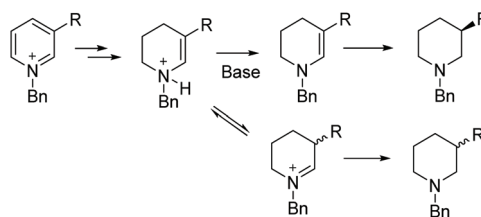
Scheme 52 EH of indoles using an *Rh*-L<sub>26</sub> catalyst.

tly and provided excellent yields, enantioselectivities and diastereoselectivities (Scheme 52). Furthermore, several aryl halides were successfully hydrogenated in good yields and ees, without encountering hydrodehalogenation. Not only are these challenging substrates due to dehalogenation but the halides are important as a synthetic handle for further derivatisation.

**2.3.2. Pyridine derivatives.** EH of a highly challenging class of substrates, 3-substituted pyridinium salts, was reported by Lefort *et al.* in 2016. In comparison to their 2-substituted analogues, 3-substituted pyridines have proved much harder to undergo EH in high ee. This is in part due to the usually non-enantioselective enaminium-iminium tautomerisation of a partially hydrogenated pyridinium intermediate. It was found, however, that the addition of a base in the EH of *N*-benzylated pyridines could slow down this tautomerization by scavenging the HBr produced during the reaction (Scheme 53). As a result, the formation and subsequent hydrogenation of the racemic iminium salt could be prevented. The corresponding 3-substituted chiral piperidines were accessed through the use of a *Rh*-L<sub>26</sub> catalyst in the presence of Et<sub>3</sub>N.<sup>130</sup>

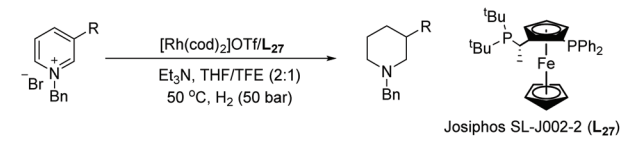
In the initial screening, various bases were examined. It was found that the use of basic amines like DIPEA, DMAP and Et<sub>3</sub>N gave the best ee. The optimised conditions for this transformation were found to be [*Rh*(cod)<sub>2</sub>]/OTf/L<sub>27</sub>/H<sub>2</sub>. Under these optimised conditions, a range of substrates was hydrogenated with various ees observed (Table 21). The EH was carried out both in the presence and absence of Et<sub>3</sub>N to verify the importance of the base. The ee of the corresponding piperidines in the presence of Et<sub>3</sub>N was found to be moderate to good compared to the poor value found in its absence.

In 2019, Glorius *et al.* established a straightforward route to access the fluorinated *cis*-piperidines *via* hydrogenation using a dearomatization strategy.<sup>131</sup> This reaction overcomes the limitation of the hydrogenation of fluorinated pyridines, avoiding both the catalyst deactivation and the hydrodefluorination side reactions. In the initial screening, a borane reagent was introduced to co-ordinate to the pyridine, not only causing dearomatization but also preventing poisoning of the catalyst in following hydrogenation. A known additive 4,4,5,5-tetramethyl-1,3,2-dioxaborolane (HBpin) was used for the dearomatization step and various *Rh* precursors were tested for the hydrogenation. The *Rh*-L<sub>28</sub> complex was found to show high activity as well as selectivity (Scheme 54).



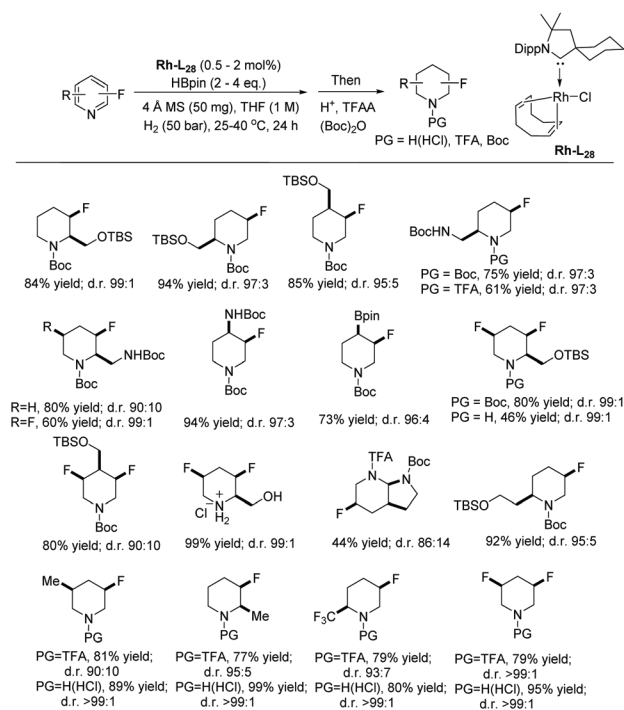
Scheme 53 Proposed mechanism for base-promoted EH of 3-substituted pyridines.



**Table 21** EH of 3-substituted pyridines using a Rh-L<sub>27</sub> catalyst


| Entry | R   | With Et <sub>3</sub> N |                 | Without Et <sub>3</sub> N |                 |
|-------|---|------------------------|-----------------|---------------------------|-----------------|
|       |   | Yield (%)              | ee (%)          | Yield (%)                 | ee (%)          |
| 1     | Ph  | 50                     | 90 ( <i>S</i> ) | 5                         | 23 ( <i>S</i> ) |
| 2     | Ph  | 57                     | 84 ( <i>S</i> ) | —                         | —               |
| 3     | 4-CF <sub>3</sub> C <sub>6</sub> H <sub>4</sub> | 20                     | 83 (—)          | 12                        | 14 (—)          |
| 4     | 2-MeC <sub>6</sub> H <sub>4</sub>               | 50                     | 75 (—)          | 7                         | 30 (—)          |
| 5     | 4-MeOC <sub>6</sub> H <sub>4</sub>              | 52                     | 90 (—)          | 8                         | 40 (—)          |
| 6     | 2-naphthyl                                      | 42                     | 86 (—)          | 21                        | 20 (—)          |
| 7     | Me  | 36                     | 57 ( <i>R</i> ) | <1                        | n.d.            |
| 8     | COOEt   | 2                      | 33              | 3                         | -17             |
| 9     | NHBoc   | 24                     | 55 ( <i>R</i> ) | 2.5                       | 27 ( <i>R</i> ) |
| 10    | CF <sub>3</sub>                                 | 2                      | 41              | 2                         | 11              |
| 11    | <sup>t</sup> Bu                                 | 43                     | 32 (—)          | <1                        | n.d.            |

Reaction conditions: Rh-L<sub>27</sub> (2.2 mol%), Et<sub>3</sub>N (5 eq.), 20 h.

**Scheme 54** Synthesis of *cis*-(multi)fluorinated piperidine building blocks.

Under the optimised conditions identified, various di and multi-substituted fluoropyridines were hydrogenated to the corresponding fluoropiperidines in high yields and moderate to excellent diastereoselectivities. Various functional group, such as silyl ethers, amines and pinacol boronic esters, were tolerated. To prevent the loss of the volatile fluorinated piperidine, the product was trapped after the completion of the

reaction using trifluoroacetic anhydride. The TFA analogues were then deprotected to provide fluoropiperidine hydrochlorides. The reaction was also scalable, affording good yields and excellent *cis*-selectivities.

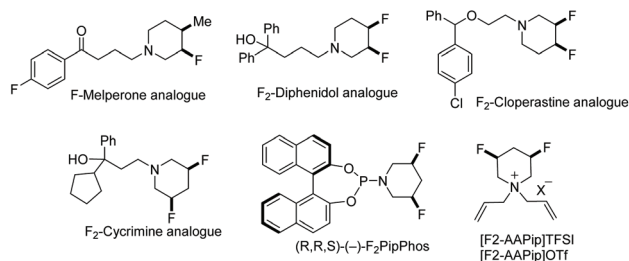
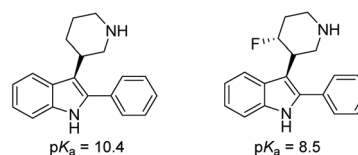
To demonstrate the utility of this method, several fluoropiperidine products were derivatised to commercial drugs. Applications towards the synthesis of a Pippfos ligand and ionic liquids were also demonstrated (Scheme 55).

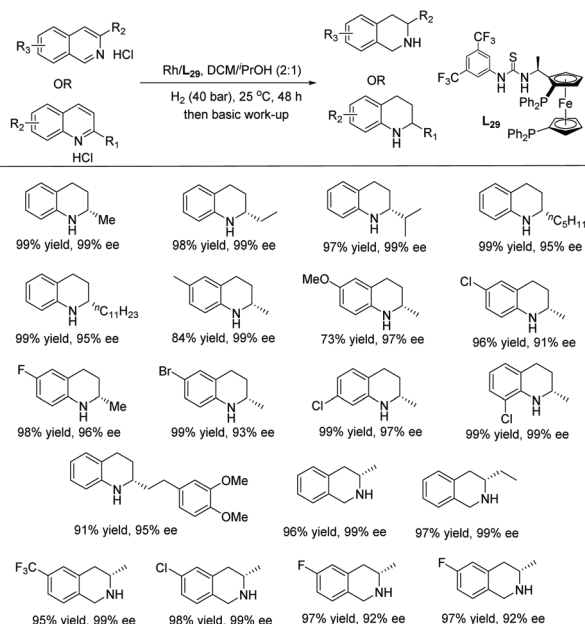
Fluorinated scaffolds, particularly those based on piperidines, are of great interest to medicinal chemists due to the modification of the chemical and physical properties of a molecule.<sup>132</sup> For example, during an investigation into 3-piperidinyndole antipsychotic drugs, fluorination was found to decrease the basicity of the amine (Scheme 56). This increases the bioavailability and affinity to 5-HT<sub>2</sub> receptors, which has been suggested to decrease some negative side effects.<sup>133</sup>

**2.3.3. Quinolines and isoquinolines.** In 2016, Zhang *et al.* demonstrated that strong Brønsted acids promoted asymmetric hydrogenation of quinolines and isoquinolines with a Rh-thiourea phosphine complex (Scheme 57).<sup>134</sup> In the catalytic system, a secondary interaction between the substrate and the ligand of catalyst occurred *via* anion binding, forming ion-pair intermediates. The introduction of a strong Brønsted acid not only activated the aromatic ring but also established the interaction between the substrate and the catalyst. A range of primarily 2-substituted quinolines and 3-substituted isoquinolines were reduced, showing good to excellent yields with high enantioselectivities. Deuterium labelling experiments indicated that an enamine-iminium tautomerization equilibrium occurred after the first hydride transfer step.

## 2.4. Pd-Catalysed enantioselective hydrogenation

**2.4.1. Indole derivatives.** In 2014, Zhou *et al.* reported Pd-catalysed asymmetric hydrogenation of unprotected indoles using a strong Brønsted acid as the activator.<sup>135</sup> A wide range

**Scheme 55** Synthesis of fluorinated analogues of commercial drugs, ligand and ionic liquids.**Scheme 56** pK<sub>a</sub> value of fluorinated and non-fluorinated piperidines.

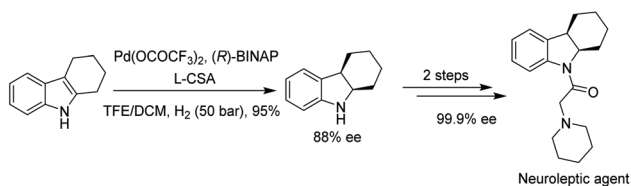


**Scheme 57** EH of quinolines and isoquinolines using a Rh–thiourea phosphine complex. Reaction conditions: substrate (0.2 mmol) in 1.2 mL solvent, substrate/[Rh(COD)Cl]<sub>2</sub>/L<sub>29</sub> ratio = 100/0.5/1.

of substrates bearing primary or secondary alkyl groups were tested, which provided excellent ees with moderate to excellent yields. To further show the utility of this reaction, an optically active, tricyclic indoline derivative was synthesised (Scheme 58). This was elaborated to a bioactive indoline, whose derivatives are under investigation as a neuroleptic agent.

Later in 2018, the same group expanded on the Pd-catalysed synthesis of chiral indoles.<sup>136</sup> A one-pot process was reported, where substituted anilines could be cyclised to the corresponding indoles and hydrogenated asymmetrically to chiral indolines (Table 22). Such a reaction could pose several challenges. Firstly, conditions for the formation and asymmetric hydrogenation of indoles must be compatible; secondly, by-products such as water may affect the catalysis and thirdly, the carbonyl group may undergo hydrogenation before the formation of the indole. A strong Brønsted acid played a crucial role for both the formation of the indoles as well as their asymmetric hydrogenation. The optimal conditions for this one-pot reaction were found to be Pd(OCOCF<sub>3</sub>)<sub>2</sub>/L<sub>30</sub>/H<sub>2</sub>.

Under the conditions established, various aniline ketones underwent cyclization and reduction in a one-pot fashion, fur-



**Scheme 58** Pd-Catalysed EH of indole to yield a tricyclic indoline derivative.

**Table 22** Pd-Catalysed EH of *in situ* generated indoles

| Entry | R/R'   | Yield (%) | ee (%) |
|-------|--|-----------|--------|
| 1     | Bn/H   | 98        | 95 (+) |
| 2     | 2-MeC <sub>6</sub> H <sub>4</sub> CH <sub>2</sub> /H | 91        | 94 (+) |
| 3     | 3-MeC <sub>6</sub> H <sub>4</sub> CH <sub>2</sub> /H | 90        | 95 (+) |
| 4     | 4-MeC <sub>6</sub> H <sub>4</sub> CH <sub>2</sub> /H | 93        | 95 (+) |
| 5     | Me/H   | 96        | 90 (+) |
| 6     | Et/H   | 82        | 94 (+) |
| 7     | <sup>n</sup> Pr/H                                    | 84        | 94 (+) |
| 8     | <sup>i</sup> Pr/H                                    | 94        | 96 (+) |
| 9     | <sup>n</sup> Bu/H                                    | 98        | 94 (+) |
| 10    | <sup>n</sup> Pentyl/H                                | 97        | 93 (+) |
| 11    | Me/2-Me  | 94        | 96 (+) |
| 12    | Me/2-MeO   | 91        | 80 (+) |
| 13    | Me/4-MeO   | 81        | 84 (+) |
| 14    | Me/2,4-Me <sub>2</sub>                               | 90        | 94 (+) |
| 15    | Ph/H   | 55        | 68 (–) |

Reactions conditions: substrate (0.25 mmol), Pd(OCOCF<sub>3</sub>)<sub>2</sub>/L<sub>30</sub> (2.5 mol%), EtSO<sub>3</sub>H (0.50 mmol).

nishing indolines with up to 96% ee (Table 22). The length of the alkyl chain (R) of the ketone moiety had only little influence on the ee values. To further demonstrate the practical usability of the catalytic system, a gram scale experiment was carried out. Loss of activity or enantioselectivity was not observed during this reaction.

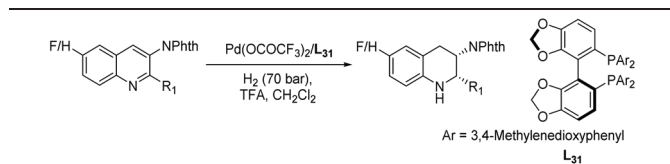
**2.4.2. Quinoline derivatives.** Since the first examples of highly enantioselective quinoline hydrogenation in 2003 with [Ir(cod)Cl]<sub>2</sub> and a bisphosphine ligand,<sup>137</sup> several platinum group metals, including Ru, Rh, and Ir, and also organo-catalysts, have been reported for this transformation. In 2014, Zhou *et al.* established for the first time a homogeneous Pd-catalysed EH of 3-phthalimido quinolines. Tetrahydroquinolines bearing two stereogenic centres were obtained in up to 90% ee (Table 23).<sup>138</sup> The optimised conditions for this reaction were found to be Pd(OCOCF<sub>3</sub>)<sub>2</sub>/L<sub>31</sub>/H<sub>2</sub>/TFA. A series of 3-phthalimido-substituted quinolines were well tolerated. Substrates bearing an alkyl group at the 2-position were hydrogenated with high yields and good ees, regardless of the length of the side chain. Phenyl substituted substrates gave high yields but poor enantioselectivity.

### 3. Heterogeneous catalytic hydrogenation

Heterogeneous asymmetric catalysis presents great opportunities for the production of high-value compounds, including *enantio*-enriched heterocycles. The advantages provided include easy recycling of the usually expensive catalysts, facile purification of products, and the possibility of the continuous production of chiral compounds with a fixed-bed reactor.





**Table 23** EH of 3-phthalimido substituted quinolines using a Pd catalyst

| Entry | H(or)F/R <sub>1</sub>       | Temp (°C) | Yield (%) | ee (%)            |
|-------|-----------------------------|-----------|-----------|-------------------|
| 1     | H/ <sup>i</sup> Bu          | 70        | 91        | 90 ( <i>S,S</i> ) |
| 2     | H/Me                        | 70        | 86        | 81 (–)            |
| 3     | H/Et                        | 80        | 93        | 85 (–)            |
| 4     | H/ <sup>i</sup> Pr          | 80        | 97        | 87 (–)            |
| 5     | H/ <sup>i</sup> Pr          | 80        | 72        | 80 (–)            |
| 6     | H/ <sup>i</sup> Bu          | 80        | 94        | 90 (–)            |
| 7     | H/ <sup>i</sup> Pentyl      | 80        | 91        | 90 (–)            |
| 8     | H/ <sup>i</sup> hexyl       | 70        | 86        | 90 (–)            |
| 9     | H/phenethyl                 | 80        | 95        | 90 (–)            |
| 10    | F/ <sup>i</sup> Bu          | 80        | 97        | 79 (–)            |
| 11    | H/Ph                        | 70        | 83        | 14 (–)            |
| 12    | H/ <i>E</i> -styryl         | 80        | 99        | 90 (–)            |
| 13    | H/ <i>E</i> -4-fluorostyryl | 80        | 86        | 88 (–)            |

Reaction conditions: substrate (0.10 mmol), Pd(OCOCF<sub>3</sub>)<sub>2</sub> (5.0 mol%) and L<sub>31</sub> (6.0 mol%), TFA (60 mol%), CH<sub>2</sub>Cl<sub>2</sub> (4 mL), H<sub>2</sub> (70 bar), and 18 h.

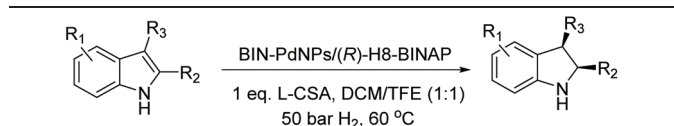
Despite the great impact of homogeneous asymmetric catalysis in the pharmaceutical and fine chemical industries and research laboratories, heterogeneously *enantio*-catalysed reactions have been underdeveloped.<sup>139,140</sup> A notable contribution was made by Glorius and co-workers in 2004, who reported the EH of pyridines substituted with a chiral oxazolidinone moiety using a heterogeneous catalyst.<sup>141</sup> The chiral auxiliary on the C2 position of pyridines was found to induce chirality onto the piperidines with heterogeneous Pd, Pt or Rh catalysts in an acidic medium. This was the first report showing highly selective EH of multisubstituted pyridines. To induce enantioselectivity with solid metal catalysts, the simplest and currently most promising strategy is the modification of the metal surfaces with chiral organic compounds.<sup>142</sup> Whilst there are reports on the non-asymmetric hydrogenation of N-heteroaromatic compounds catalysed by metal nanoparticles, little work has been reported on the asymmetric version. Wu *et al.* in 2017 explored the application of binaphthyl-stabilised palladium nanoparticles (BIN-PdNPs) containing a chiral modifier as a chiral nanocatalyst in the asymmetric hydrogenation of indole and quinoline derivatives.<sup>143</sup> The Bin-PdNPs nanocatalyst comprised Pd(0) and Pd(II), prepared by *in situ* reduction of palladium acetate in the presence of 1,1'-binaphthyl-2,2'-bis(diazonium-tetrafluoroborate) providing a size distribution of 2.5 ± 0.5 nm. The optimal ratio for the chiral modifier H8-BINAP to Bin-PdNPs was found to be 1.2 : 1, with the chiral ligand occupying 34% of the surface of the nanoparticles.

The screening results on solvents, additives, hydrogen pressure, and reaction temperature showed that the optimal conditions for this EH were Bin-PdNPs/(*R*)-H8-BINAP/H<sub>2</sub>/L-CSA additive. With these optimised conditions in hand, the scope

of mainly 2-substituted indoles was explored, displaying good to excellent yields of hydrogenated products with moderate ees (Table 24). Furthermore, the reactions were diastereoselective; *cis*-products were detected for the 2,3-substituted indoles. The protocol also worked for the EH of quinolines, with the optimum chiral modifier being BINAP (Table 25). Previous work had already established a series of metal-carbon bond stabilized palladium nanoparticles (MCBS-PdNPs) as catalysts for the hydrogenation and dehydrogenation of N-heterocycles.<sup>144</sup>

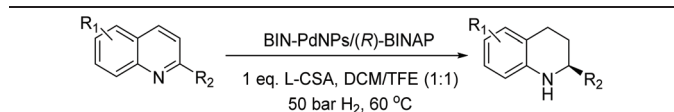
In 2014, the Fan group described a dendronised chiral Ir/Ru bimetallic polymer catalyst, which was generated using a chiral polymer derived from fluorene and (*S*)-BINAP. The dendronised polymer was used in the asymmetric hydrogenation of quinaldine with good reactivity and moderate selectivity (70–73% ee) as shown in Scheme 59.<sup>145</sup>

Liu, Li and co-workers developed in 2015 a conjugated microporous polymer (CMP) embedded with a chiral Ir-BINAP

**Table 24** EH of indoles using a palladium nanoparticle catalyst

| Entry | R <sub>1</sub> /R <sub>2</sub> /R <sub>3</sub>    | Yield (%) | ee (%)          |
|-------|---|-----------|-----------------|
| 1     | H/Me/H  | 85        | 64 ( <i>R</i> ) |
| 2     | 5-F/Me/H  | 81        | 50 ( <i>R</i> ) |
| 3     | 5-Me/Me/H   | 92        | 47 ( <i>R</i> ) |
| 4     | H/Me/4-F-Benzyl                                   | 83        | 48 ( <i>R</i> ) |
| 5     | H/4-Me-Benzyl/H                                   | 81        | 55 ( <i>R</i> ) |
| 6     | H/3-Me-Benzyl/H                                   | 86        | 53 ( <i>R</i> ) |
| 7     | H/Benzyl/H  | 93        | 54 ( <i>R</i> ) |
| 8     | H/Phenyl/H  | 76        | 31 ( <i>S</i> ) |
| 9     | H/ <i>p</i> -F-C <sub>6</sub> H <sub>4</sub> /H   | 51        | 35 ( <i>S</i> ) |
| 10    | H/ <i>p</i> -MeO-C <sub>6</sub> H <sub>4</sub> /H | 86        | 22 ( <i>S</i> ) |

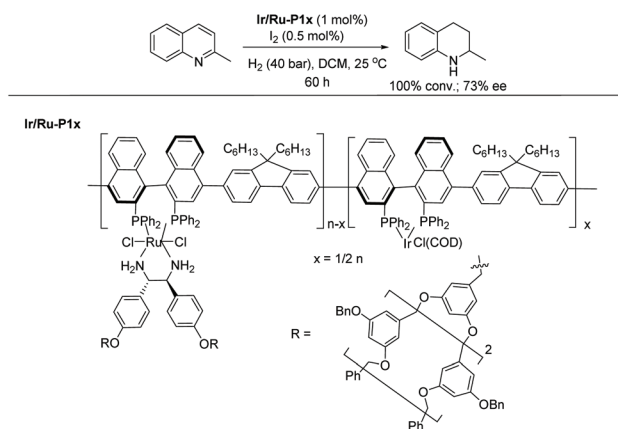
Reaction condition: indole (0.25 mmol), Bin-PdNPs/(*R*)-H8-BINAP (2 mol%/2.4 mol%), 1 equiv. of L-CSA, 24 h.

**Table 25** EH of quinolines using a palladium nanoparticle catalyst

| Entry | R <sub>1</sub> /R <sub>2</sub> | Yield (%) | ee (%)          |
|-------|--------------------------------|-----------|-----------------|
| 1     | H/Me                           | 93        | 70 ( <i>R</i> ) |
| 2     | 6-Me/Me                        | 95        | 62 ( <i>R</i> ) |
| 3     | 6-MeO/Me                       | 95        | 46 ( <i>R</i> ) |
| 4     | 6-F/Me                         | 71        | 54 ( <i>R</i> ) |
| 5     | 6-COOMe/Me                     | 63        | 59 ( <i>R</i> ) |
| 6     | H/Et                           | 86        | 66 ( <i>R</i> ) |
| 7     | H/Phenyl                       | 91        | 56 ( <i>S</i> ) |
| 8     | H/ <i>o</i> -Tolyl             | 84        | 46 ( <i>S</i> ) |
| 9     | H/2,4-dimethylphenyl           | 82        | 52 ( <i>S</i> ) |

Reaction condition: quinolines (0.25 mmol), Bin-PdNPs/(*R*)-BINAP (2 mol%/2.4 mol%), 1 equiv. of L-CSA, 24 h.



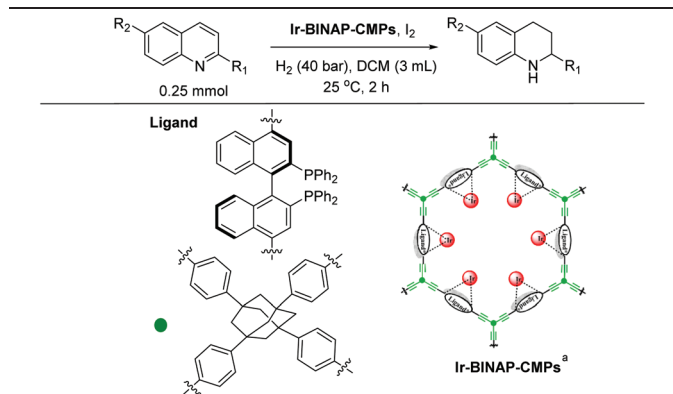


**Scheme 59** EH of quinaldine using dendronised polymer catalyst.

complex as a heterogeneous catalyst. The EH of a range of quinolines proceeded with excellent yield and moderate ees.<sup>146</sup> Previous reports on the asymmetric hydrogenation of quinolines showed excellent selectivities using various Ir complexes,<sup>147–149</sup> but the catalytic systems have the limitation of high catalyst consumption due to the formation of an irreversible iridium dimer and trimer during the reaction. To overcome this limitation, Fan developed the EH of quinolines with chiral dendritic catalysts bearing BINAP.<sup>150</sup> In the work of Li and co-workers, a series of CMPs were synthesized by embedding the chiral BINAP ligand into a CMP network. Using the optimised conditions, a range of substituted quinolines were reduced with a low catalyst loading (Table 26).

More recently, Yang and co-workers reported polymer/CNT composites as a heterogeneous catalyst for the asymmetric

**Table 26** EH of quinolines using Ir–BINAP–CMPs heterogeneous catalyst



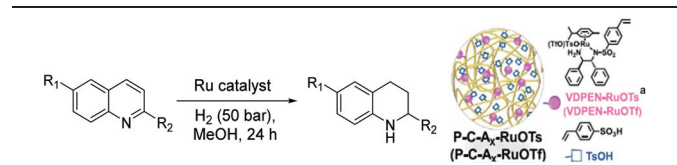
| Entry | R <sub>1</sub> /R <sub>2</sub> | Conv. (%) | ee (%) | Config. |
|-------|--------------------------------|-----------|--------|---------|
| 1     | Me/H                           | 99        | 70     | R       |
| 2     | Et/H                           | 99        | 77     | R       |
| 3     | <sup>t</sup> Pr/H              | 83        | 79     | R       |
| 4     | Me/F                           | 99        | 63     | S       |
| 5     | Me/OMe                         | 97        | 70     | R       |

Reaction conditions: [Ir(COD)Cl]<sub>2</sub> 0.00125 mmol, I<sub>2</sub> 0.05 mmol. <sup>a</sup> Reprinted from ref 146 with permission from Elsevier.

hydrogenation of 2-methyl quinoline to give over 90% ee.<sup>151</sup> In 2020, this work was developed further for the asymmetric hydrogenation of quinolines (Table 27). A chiral porous polymer was integrated with chiral (1*R*,2*R*)-*N*-(4-vinylbenzenesulfonyl)-1,2-diphenylethane-1,2-diamine (VDPEN)-Ru-OTs sites as well as substrate activation sites (TsOH).<sup>152</sup> Initially various catalysts at different temperatures were screened. The bifunctional porous polymer (P-C-A<sub>x</sub>)-Ru-OTs catalyst, where C denotes the chiral site, A the acidic site and X refers to the molar ratio between A and C, provided 99% yield of the corresponding tetrahydroquinoline product in 12 h when *x* > 0. The activity of the catalyst was drastically increased by the incorporation of TsOH into the polymer network. With a similar H<sup>+</sup>/Ru ratio, P-C-A<sub>1.0</sub>-Ru-OTs was found to be much more active than P-C-A<sub>0</sub>-Ru-OTs in the presence of 1 equiv. of TsOH, showing that the pre-organised close contact of acidic sites and chiral centres has a synergistic effect on the EH. TsOH incorporation in the polymer network also improved the stability, allowing the catalyst P-C-A<sub>1.0</sub>-RuOTs to be recycled 5 times without a drop in ee and with only a small drop in activity. In addition to the EH reaction, benzo-quinolizidines were synthesised using the bifunctional polymer catalyst *via* a cascade asymmetric hydrogenation/reductive amination reactions from 5-(quinolin-2-yl)pentan-2-one.

Very recently, Glorius *et al.* reported a simple, *cis*-selective hydrogenation of multi-substituted fluorinated pyridine derivatives using a heterogeneous Pd catalyst (Scheme 60).<sup>153</sup> Initially, the hydrogenation of 3-fluoropyridine was studied using various heterogeneous catalysts in a variety of organic solvents. In these conditions, the catalyst was not found to be active enough. Several modifications to the reaction conditions, such as pressure, temperature, catalyst, and the addition of acid, were tested. The optimal conditions were found to be 5–10 mol% Pd(OH)<sub>2</sub>/C/H<sub>2</sub>/aq. HCl (or aq. H<sub>2</sub>SO<sub>4</sub>). Other heterogeneous catalysts could lead to defluorination, and the absence of acid resulted in low yields of hydrogenated

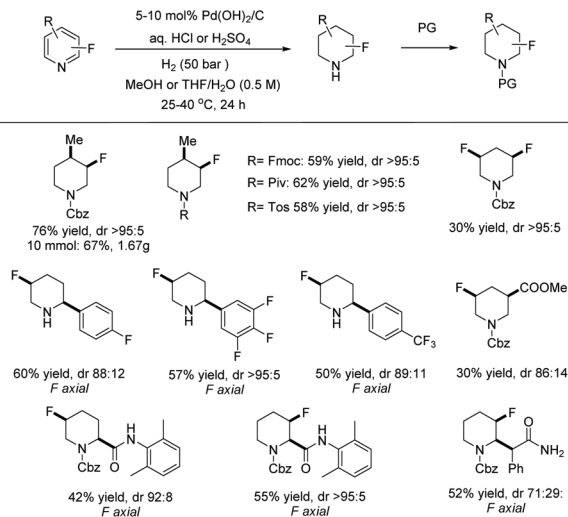
**Table 27** EH of quinolines using a polymer/CNTs composite as a heterogeneous catalyst



| Entry          | R <sub>1</sub> /R <sub>2</sub>       | Temp (°C) | Yield (%) | ee (%) |
|----------------|--------------------------------------|-----------|-----------|--------|
| 1              | H/ <sup>i</sup> Bu                   | 20        | 96        | 88     |
| 2              | Me/Me                                | 20        | 95        | 92     |
| 3              | F/Me                                 | 20        | 94        | 90     |
| 4              | Br/Me                                | 20        | 96        | 88     |
| 5              | H/Ph                                 | 40        | 87        | 72     |
| 6              | H/4-MeOC <sub>6</sub> H <sub>4</sub> | 40        | 83        | 71     |
| 7 <sup>b</sup> | H/2-naphthyl                         | 40        | 99        | 50     |

Reaction conditions: S/C = 100, 0.20 mmol of the substrate, 1 mL of MeOH. <sup>a</sup> Reprinted from ref 152 with permission from American Chemical Society. <sup>b</sup> 2 mL of MeOH.



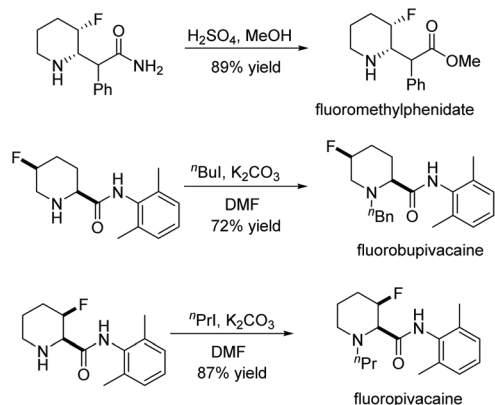


**Scheme 60** Diastereoselective hydrogenation of fluoropyridines with Pd(OH)<sub>2</sub>/C.

product. Purification of the unprotected fluorinated piperidines was found to be challenging due to their volatility. The piperidines were therefore trapped with different protecting groups. Fmoc and sulfonamide-protected fluorinated piperidines showed good yields with excellent diastereoselectivities. Selected examples are seen in Scheme 60.

To showcase the utility of the method, several fluorinated drug derivatives were prepared. As shown in Scheme 61, fluorinated derivatives of methylphenidate, bupivacaine and ropivacaine were synthesised from the corresponding fluorinated piperidines. In the presence of a chiral auxiliary, the hydrogenation allowed enantioenriched fluorinated piperidine to be synthesised.

The auxiliary strategy was further advanced by Glorius *et al.* in 2021, who reported the enantio- and diastereoselective hydrogenation of oxazolidinone-substituted pyridines using Pd/C as catalyst to access enantioenriched  $\delta$ -lactams.<sup>154</sup> Initial screening showed that the use of a strong Brønsted acid in combination with H<sub>2</sub>O was critical to the formation of the lactams. Under the optimised conditions, a series of oxazolidi-



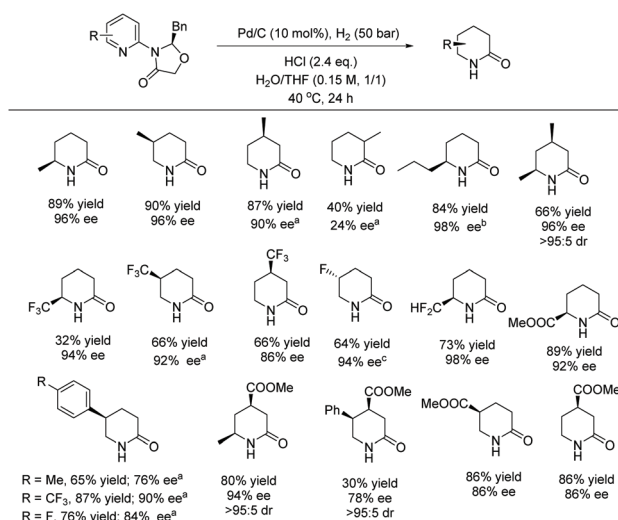
**Scheme 61** Synthesis of fluorinated piperidine and drug derivatives.

none-substituted pyridines were reduced, affording alkylated  $\delta$ -lactams in high yield and excellent enantioselectivities as shown in Scheme 62. Various functional groups could be tolerated without a considerable decrease in yield or ee. This method could also be used to form multiple stereocenters in high selectivity. The utility of this reaction was further demonstrated on a 2 g scale.

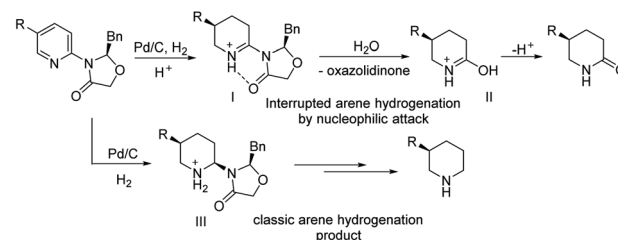
A proposed mechanism for the hydrogenation is seen in Scheme 63. Initial hydrogenation occurs by the addition of H<sub>2</sub> to form an oxazolidinone-substituted iminium **I**. Nucleophilic substitution with water forms the product **II** while releasing the chiral oxazolidinone, and tautomerization of **II** yields the final product. Due to the interruption by water, the hydrogenation of **I** to give the normal hydrogenation product **III** is suppressed.<sup>141,155</sup>

## 4. Organocatalytic and other miscellaneous asymmetric hydrogenation

As is clear, the asymmetric hydrogenation of N-heteroaromatic compounds has been widely explored with various transition



**Scheme 62** Synthesis of 2-piperidones via palladium catalysed hydrogenation. Chiral auxiliary: <sup>a</sup>4-isopropylloxazolidinone, <sup>b</sup>4-*tert*-Butyloxazolidinone, <sup>c</sup>Epimeric (*R*)-isopropylloxazolidinone.



**Scheme 63** Proposed mechanism for the hydrogenation of pyridines to form lactams.

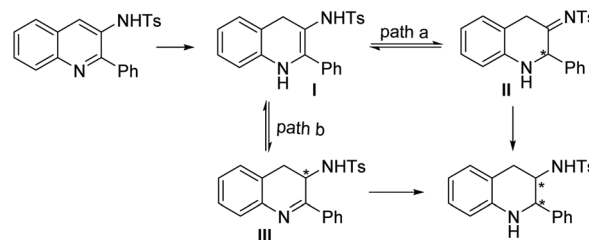


metal catalysts. This often requires harsh reaction conditions and/or specific substrates. In addition, the use of expensive and toxic noble metals poses a potential problem for practical applications. Recently, an organocatalytic transfer hydrogenation strategy has been explored for the asymmetric hydrogenation of N-heteroaromatic compounds. This metal-free approach to hydrogenation is of great interest and an underdeveloped field in the EH of N-heteroaromatic compounds.

In 2014, Zhou *et al.* developed an efficient ATH of quinolin-3-amines with a phosphoric acid as catalyst to access chiral exocyclic amines with high diastereo- and enantioselectivities (Table 28).<sup>156</sup> Previous successful applications of chiral phosphoric acids (CPAs) in the ATH of C=C, C=N, and C=O double bonds with Hantzsch esters as the hydrogen source led to further development of the catalytic system for N-heteroaromatic compounds.<sup>157–163</sup> Initial screening established the use of a sterically demanding CPA catalyst (5 mol%) and Hantzsch esters (2.4 eq.) as the hydrogen source in 1,4-dioxane/CH<sub>2</sub>Cl<sub>2</sub>. With these optimised conditions, the substrate scope and limitation of this strategy were explored. All the 2-aryl substituted substrates were converted to the corresponding products in high yields with high ees, regardless of the electronic properties of the C2 substitution.

Two possible mechanistic routes were postulated for the reaction (Scheme 64). In path a, the partially reduced intermediate **I** isomerises to exocyclic imine **II**; in path b, **I** isomerises to endocyclic imine **III**. A deuterium labelling experiment illustrated that the reaction mainly proceeds *via* the endocyclic imine intermediate **III** (path b), and a kinetic dynamic resolution process is involved to afford the *enantio*-enriched product.

The discovery of frustrated Lewis pair (FLP) chemistry was a breakthrough in the emerging metal-free hydrogenation using molecular H<sub>2</sub>.<sup>164,165</sup> Initial studies in FLP catalysis was con-

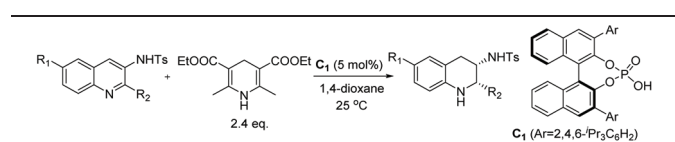


**Scheme 64** Proposed mechanism for the hydrogenation of quinolin-3-amines.

ducted on a wide range of unsaturated compounds, such as olefins, alkynes, imines, oxime ethers *etc.*<sup>166</sup> Stephan *et al.* in 2010 first described the hydrogenation of N-heteroaromatic compounds using the Lewis acid B(C<sub>6</sub>F<sub>5</sub>)<sub>3</sub>.<sup>167</sup> Later in 2013, Du *et al.* established the *cis*-selective hydrogenation of simple pyridines using a borane catalyst (Table 29).<sup>168</sup>

Reaction conditions were initially screened for the hydrogenation of 2,6-diphenylpyridine. A Piers' borane catalyst with H<sub>2</sub> (50 bar) in toluene at 100 °C was chosen as the most efficient condition. *In situ* generation of boranes by hydroboration of an alkene with HB(C<sub>6</sub>F<sub>5</sub>)<sub>2</sub> led to a more active catalyst, and electron-deficient alkenes were found to be more effective. With these conditions in hand, the substrate scope was explored. Various 2,6-disubstituted pyridines were reduced, affording high to excellent yield of the corresponding *cis*-piperidines (Table 29). This method was used to synthesise the natural product isosolenopsin A<sup>169</sup> in racemic form (Scheme 65). Good yield and diastereoselectivity were achieved.<sup>168</sup> Isosolenopsin A displays various biological activities, such as antibacterial properties.<sup>170</sup>

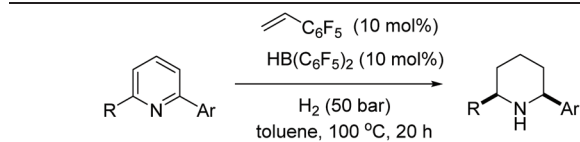
**Table 28** ATH of quinolin-3-amines using a chiral phosphoric acid catalyst



| Entry | R <sub>1</sub> /R <sub>2</sub>                    | Yield (%) | ee (%)            |
|-------|---|-----------|-------------------|
| 1     | H/C <sub>6</sub> H <sub>5</sub>                   | 94        | 95 ( <i>S,S</i> ) |
| 2     | H/3-MeC <sub>6</sub> H <sub>4</sub>               | 96        | 97 (–)            |
| 3     | H/4-MeC <sub>6</sub> H <sub>4</sub>               | 98        | 91 (–)            |
| 4     | H/4- <sup>t</sup> BuC <sub>6</sub> H <sub>4</sub> | 93        | 94 (–)            |
| 5     | H/4-MeOC <sub>6</sub> H <sub>4</sub>              | 96        | 99 (–)            |
| 6     | H/4-ClC <sub>6</sub> H <sub>4</sub>               | 97        | 95 (–)            |
| 7     | H/4-BrC <sub>6</sub> H <sub>4</sub>               | 99        | 96 (–)            |
| 8     | H/4-FC <sub>6</sub> H <sub>4</sub>                | 93        | 98 (–)            |
| 9     | H/4-CF <sub>3</sub> C <sub>6</sub> H <sub>4</sub> | 99        | 98 (–)            |
| 10    | H/2-naphthyl                                      | 91        | 83 (–)            |
| 11    | F/C <sub>6</sub> H <sub>5</sub>                   | 94        | 73 (–)            |
| 12    | H/3-pyridinyl                                     | 70        | 97 (–)            |

Reaction conditions: substrate (0.125 mmol), Hantzsch ester (0.300 mmol) in 1,4-dioxane/CH<sub>2</sub>Cl<sub>2</sub> (2 : 1, 3.0 mL), C<sub>1</sub> (5 mol%), 24 h.

**Table 29** *cis*-Selective hydrogenation of pyridines using an alkene-derived borane catalyst

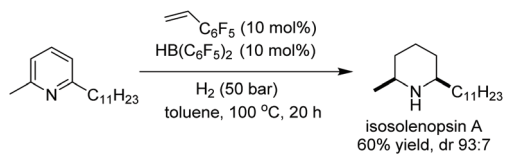


| Entry | R/Ar   | Yield (%) | dr (%)  |
|-------|--|-----------|---------|
| 1     | Me/C <sub>6</sub> H <sub>5</sub>                                     | 96        | 95 : 5  |
| 2     | Me/4-MeOC <sub>6</sub> H <sub>4</sub>                                | 98        | 96 : 4  |
| 3     | Me/4-PhC <sub>6</sub> H <sub>4</sub>                                 | 96        | 96 : 4  |
| 4     | Me/4-CF <sub>3</sub> C <sub>6</sub> H <sub>4</sub>                   | 86        | 97 : 3  |
| 5     | Me/4-ClC <sub>6</sub> H <sub>4</sub>                                 | 88        | 96 : 4  |
| 6     | Me/3-MeOC <sub>6</sub> H <sub>4</sub>                                | 96        | 96 : 4  |
| 7     | Me/2-naphthyl  | 99        | 96 : 4  |
| 8     | Me/4-allyloxyC <sub>6</sub> H <sub>4</sub>                           | 80        | 96 : 4  |
| 9     | R = Ar = Ph  | 98        | 98 : 2  |
| 10    | R = Ar = 4-MeC <sub>6</sub> H <sub>4</sub>                           | 97        | 98 : 2  |
| 11    | R = Ar = 4-MeOC <sub>6</sub> H <sub>4</sub>                          | 99        | 98 : 2  |
| 12    | R = Ar = 2-furyl   | 93        | 90 : 10 |
| 13    | 4-FC <sub>6</sub> H <sub>4</sub> /4-MeOC <sub>6</sub> H <sub>4</sub> | 92        | 99 : 1  |

Reactions condition: substrate (0.25 mmol) in toluene (2.0 mL).





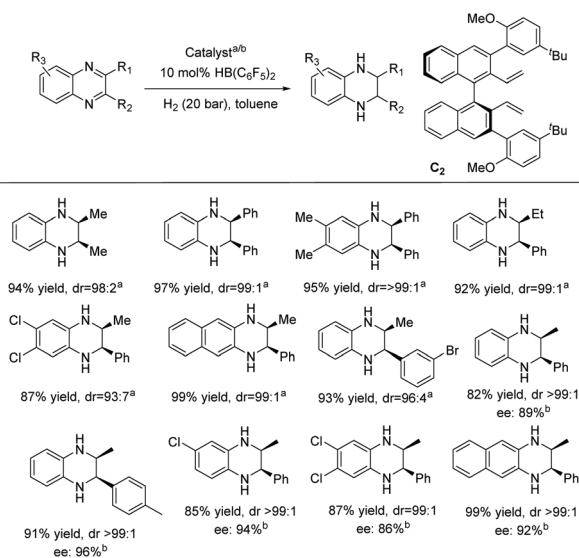
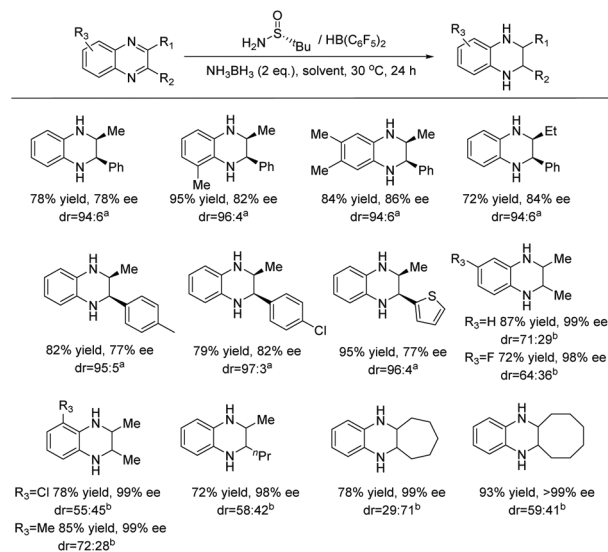


Scheme 65 Synthesis of natural product isosolenopsin A.

In further studies, Du *et al.* expanded on the previously reported work by developing an enantioselective and *cis*-selective metal-free hydrogenation of quinoxalines (Scheme 66).<sup>171</sup> Previous results on novel FLP catalytic systems for the asymmetric hydrogenation of imines and silyl enol ethers encouraged them to expand the utility of FLP on the EH of other N-heterocycles. Initial optimisation of the reaction allowed for the hydrogenation of 2,3-disubstituted quinoxalines giving *cis*-products. An asymmetric version was then developed using a chiral diene-borane catalyst, with the diene based on a chiral binaphthyl framework ( $C_2$ ). The borane catalyst was generated by the *in situ* hydroboration of the chiral diene with  $HB(C_6F_5)_2$  under mild reaction conditions. The catalyst allowed for the formation of tetrahydroquinoxalines in moderate to high enantioselectivities.

The ATH of 2,3-disubstituted quinoxalines was also realised using the combination of  $HB(C_6F_5)_2$  and (*R*)-*tert*-butylsulfonamide as a chiral FLP catalyst (Scheme 67). Ammonia borane was used as the hydrogen source.<sup>172</sup> The ATH of 2-alkyl-3-aryl-quinoxalines provided high *cis*-selectivities with up to 86% ee. However, when 2,3-dialkylquinoxalines were used as substrates, the desired products were obtained with lower dr values (*trans* : *cis*) but higher ees.

Following their work on quinoxalines, Du *et al.* reported the metal-free EH of 2,4- and 2,3-disubstituted quinolines using a

Scheme 66 Diastereo and enantioselective reduction of quinoxalines with a borane catalyst. <sup>a</sup>Catalyst:  $B(C_6F_5)_3$  (10 mol%) or  $B(p\text{-}HC_6F_4)_3$  (5 mol%) was used. <sup>b</sup>Catalyst: chiral diene  $C_2$  (10 mol%) was used.Scheme 67 ATH of quinoxalines using a butylsulfonamide derived borane catalyst. Reaction condition: quinoxaline (0.30 mmol),  $HB(C_6F_5)_2$  (0.06 mmol), (*R*)-*tert*-butylsulfonamide (0.09 mmol), and ammonia borane (0.60 mmol) in a solvent (3.0 mL) at 30 °C. <sup>a</sup>Solvent =  $C_6H_5Br/n$ -hexane (3 : 7). <sup>b</sup>Solvent =  $CH_2Cl_2$ .

similar chiral diene-derived borane catalyst to yield highly diastereoselective tetrahydroquinolines with good to excellent ees (Table 30).<sup>173</sup> Various chiral dienes were initially investigated for this hydrogenation. On finding a chiral diene that provided high yields and selectivities, reaction conditions were further optimised. Lowering the temperature to 15 °C was found to give 90% ee and a catalyst loading of 10 mol% provided good to excellent yields without loss of diastereoselectivity or enantioselectivity. The EH tolerated aryl substituents containing both EWGs and EDGs at the 2- and 4-positions of quinolines, showing high levels of diastereoselectivities and enantioselectivities (Table 30). Furans, thiophenes, and alkene substituents were all well tolerated in this FLP catalytic system. However, alkyl substituents at 2- or 4-position of quinoline gave only low to moderate ees.

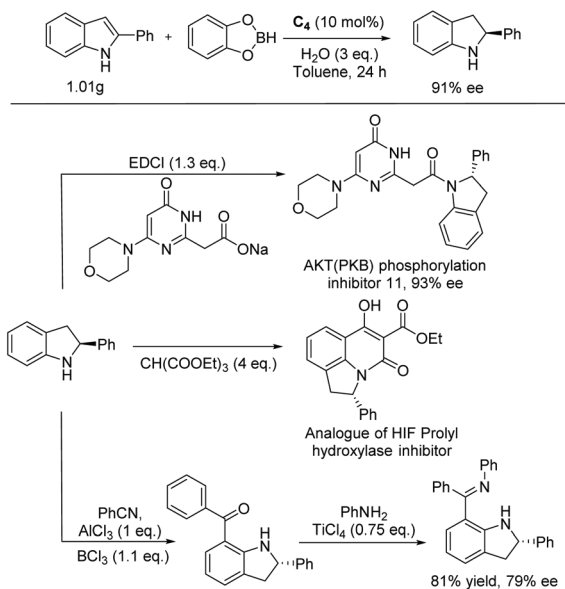
More recently, Song *et al.* described a new Brønsted acid catalyst for the asymmetric reduction of indoles with a hydroborane (Scheme 68). The chiral Brønsted acid was generated *in situ* from a chiral phosphoric acid ( $C_4$ ) boron complex (CPAB) by interaction with water.<sup>174</sup> TsOH, a strong acid, had been previously used to protonate the C3 position of 2-alkyl-indoles forming an iminium salt.<sup>175,176</sup> Treatment with a suitable reducing agent allows for the conversion of the iminium into the corresponding indoline. DFT calculation demonstrated that the newly designed CPAB-derived acid catalyst is more acidic than TsOH and possesses higher reactivity, higher selectivity, and better versatility. The Brønsted acid activates the indole and facilitates its stereoselective reduction to form the chiral indoline. Initial optimisation showed that the CPAB- $H_2O$  catalysed reaction proceeded at -50 °C in toluene. Under the optimised conditions, a range of substituted



Table 30 EH of quinolines using a chiral diene-derived borane catalyst

| Entry | Product               | Yield (%) | cis/trans | ee (%) |
|-------|-----------------------|-----------|-----------|--------|
| 1     |                       | 91        | 97 : 3    | 91     |
| 2     | R = H                 | 86        | 99 : 1    | 97     |
| 3     | R = 2-Br              | 75        | 95 : 5    | 87     |
|       | R = 4-CF <sub>3</sub> |           |           |        |
| 4     | Ar = 2-furyl          | 80        | 98 : 2    | 87     |
| 5     | Ar = 2-thienyl        | 93        | 98 : 2    | 89     |
| 6     |                       | 89        | 96 : 4    | 96     |
| 7     | R = F                 | 90        | 98 : 2    | 90     |
| 8     | R = Me                | 91        | >99 : 1   | 69     |
| 9     | R = 3-Br              | 99        | >99 : 1   | 66     |
| 10    | R = 4-CF <sub>3</sub> | 92        | >99 : 1   | 70     |

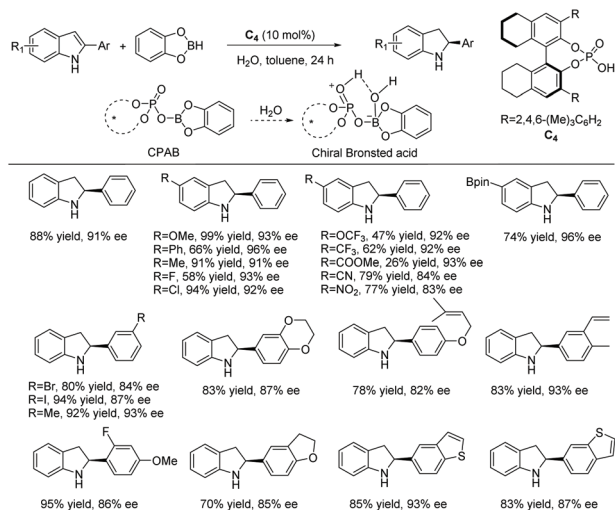
Reaction condition: quinoline (0.40 mmol), HB(C<sub>6</sub>F<sub>5</sub>)<sub>2</sub> (0.04 mmol), chiral diene (0.02 mmol) in toluene (0.8 mL).



Scheme 69 Synthetic applications of the chiral phosphoric acid–boron complex.

indoles was reduced with up to 96% ee. The results show that the substitution on the indole moiety has no major effect on the reactivity or selectivity. Potential functional handles such as BPin, Br, COOMe, CN and OMe were tolerated. To demonstrate the practical usability of the catalytic system, a gram scale asymmetric reduction was performed. No detrimental effect on reactivity or enantioselectivity was observed.

The importance of the resulting indolines was further demonstrated by elaboration of the phenyl substituted indoline into two different potential drug molecules, each with differing biological targets. The methodology was also used to synthesise a chiral ligand (Scheme 69).

Scheme 68 EH of indoles using a chiral phosphoric acid–boron complex. Reaction conditions: substrate (0.1 mmol), catecholborane (0.3 mmol), H<sub>2</sub>O (0.3 mmol), C<sub>4</sub> (10 mol%), toluene (4 mL), –50 °C.

## 5. Conclusion

This review shows the scope of a number of catalytic systems for the diastereo- and enantioselective hydrogenation of various N-heterocycles that have been developed over the past decade. While great progress has been made in transition metal catalysis, recent developments in organocatalysis and heterogeneous asymmetric catalysis have shown new promise. However, despite the advances made, there remain several challenges. For most of the catalysts reported, the substrate scope is narrow and often, a different type of substrate requires a different set of conditions. The field is also dominated by metal catalysts based on a few noble metals, Ir, Rh and Ru, which are not only expensive but also toxic, making their complete removal and reuse necessary. In addition, the reaction conditions tend to be harsh, with high pressure usually necessary when using H<sub>2</sub>. Consequently, the reaction is yet to be widely utilised in industrial processes. In comparison, the asymmetric reduction of olefins has seen many successful



examples at an industrial scale. Clearly, much remains to be done to provide more efficient, greener and more economic catalytic systems for the asymmetric hydrogenation of N-heteroaromatic compounds.

## Conflicts of interest

There are no conflicts to declare.

## Acknowledgements

We thank the Innovate UK – Knowledge Transfer Partnerships and Liverpool ChiroChem (LCC) for the financial support (R. G.) and Drs Paul Colbon & Jiwu Ruan for discussions & technical assistance.

## Notes and references

- 1 K. C. Majumdar and S. K. Chattopadhyay, *Heterocycles in Natural Product Synthesis*, Wiley-VCH Verlag GmbH & Co. KGaA, Weinheim, Germany, 2011.
- 2 C. T. Walsh, *Tetrahedron Lett.*, 2015, **56**, 3075–3081.
- 3 E. Vitaku, D. T. Smith and J. T. Njardarson, *J. Med. Chem.*, 2014, **57**, 10257–10274.
- 4 F. Glorius, *Org. Biomol. Chem.*, 2005, **3**, 4171–4175.
- 5 Y. G. Zhou, *Acc. Chem. Res.*, 2007, **40**, 1357–1366.
- 6 D. S. Wang, Q. A. Chen, S. M. Lu and Y. G. Zhou, *Chem. Rev.*, 2012, **112**, 2557–2590.
- 7 Z. Yu, W. Jin and Q. Jiang, *Angew. Chem., Int. Ed.*, 2012, **51**, 6060–6072.
- 8 R. N. Guo, X. F. Cai, L. Shi, Z. S. Ye, M. W. Chen and Y. G. Zhou, *Chem. Commun.*, 2013, **49**, 8537–8539.
- 9 B. Balakrishna, J. L. Núñez-Rico and A. Vidal-Ferran, *Eur. J. Org. Chem.*, 2015, **2015**, 5293–5303.
- 10 Z. P. Chen and Y. G. Zhou, *Synthesis*, 2016, **48**, 1769–1781.
- 11 K. Mashima, K. Higashida, A. Iimuro, H. Nagae and Y. Kita, *Chem. Rec.*, 2016, **16**, 2585–2594.
- 12 Z. X. Giustra, J. S. A. Ishibashi and S. Y. Liu, *Coord. Chem. Rev.*, 2016, **314**, 134–181.
- 13 M. P. Wiesenfeldt, Z. Nairoukh, T. Dalton and F. Glorius, *Angew. Chem., Int. Ed.*, 2019, **58**, 10460–10476.
- 14 J. Cheng and T. J. Deming, *Pept. Mater.*, 2011, **310**, 1–26.
- 15 A. N. Kim and B. M. Stoltz, *ACS Catal.*, 2020, **10**, 13834–13851.
- 16 S. Murata, T. Sugimoto and S. Matsuura, *Heterocycles*, 1987, **26**, 763.
- 17 T. Ohta, T. Miyake, N. Seido, H. Kumobayashi and H. Takaya, *J. Org. Chem.*, 1995, **60**, 357–363.
- 18 C. Bianchini, P. Barbaro, G. Scapacci, E. Farnetti and M. Graziani, *Organometallics*, 1998, **17**, 3308–3310.
- 19 R. Crabtree, *Acc. Chem. Res.*, 1979, **12**, 331–337.
- 20 A. Lightfoot, P. Schnider and A. Pfaltz, *Angew. Chem., Int. Ed.*, 1998, **37**, 2897–2899.
- 21 S. J. Roseblade and A. Pfaltz, *Acc. Chem. Res.*, 2007, **40**, 1402–1411.
- 22 S. J. Roseblade and A. Pfaltz, *C. R. Chim.*, 2007, **10**, 178–187.
- 23 A. Baeza and A. Pfaltz, *Chem. – Eur. J.*, 2010, **16**, 4003–4009.
- 24 L. Massaro, J. Zheng, C. Margarita and P. G. Andersson, *Chem. Soc. Rev.*, 2020, **49**, 2504–2522.
- 25 A. L. Nelson, W. J. Brehm and R. B. Woodward, *J. Am. Chem. Soc.*, 1947, **69**, 2250.
- 26 W. G. Kim, J. P. Kim, H. Koshino, K. Shin-Ya, H. Seto and I. D. Yoo, *Tetrahedron*, 1997, **53**, 4309–4316.
- 27 N. H. Greig, X. F. Pei, T. T. Soncrant, D. K. Ingram and A. Brossi, *Med. Res. Rev.*, 1995, **15**, 3–31.
- 28 P. W. Moore, J. J. Rasimas and J. W. Donovan, *J. Med. Toxicol.*, 2015, **11**, 159–160.
- 29 D. Hayoz, G. Bizzini, B. Noël, M. Depairon, M. Burnier, C. Fauveau, A. Rouillon, R. Brouard and H. R. Brunner, *Rheumatology*, 2000, **39**, 1132–1138.
- 30 M. Odabas-Geldiay, H. Shields, L. F. Berro, K. C. Rice and L. L. Howell, *Drug Alcohol Depend.*, 2019, **194**, 252–256.
- 31 R. Kuwano, K. Sato, T. Kurokawa, D. Karube and Y. Ito, *J. Am. Chem. Soc.*, 2000, **122**, 7614–7615.
- 32 R. Kuwano, K. Kaneda, T. Ito, K. Sato, T. Kurokawa and Y. Ito, *Org. Lett.*, 2004, **6**, 2213–2215.
- 33 A. Baeza and A. Pfaltz, *Chem. – Eur. J.*, 2010, **16**, 2036–2039.
- 34 H. Fernández-Pérez, M. A. Pericàs and A. Vidal-Ferran, *Adv. Synth. Catal.*, 2008, **350**, 1984–1990.
- 35 H. Fernández-Pérez, P. Etayo, A. Panossian and A. Vidal-Ferran, *Chem. Rev.*, 2011, **111**, 2119–2176.
- 36 J. L. Núñez-Rico and A. Vidal-Ferran, *Org. Lett.*, 2013, **15**, 2066–2069.
- 37 J. L. Núñez-Rico, H. Fernández-Pérez and A. Vidal-Ferran, *Green Chem.*, 2014, **16**, 1153–1157.
- 38 B. Balakrishna, A. Bauzá, A. Frontera and A. Vidal-Ferran, *Chem. – Eur. J.*, 2016, **22**, 10607–10613.
- 39 D. V. Ozolin, S. E. Lyubimov and V. A. Davankov, *Russ. Chem. Bull. Int. Ed.*, 2014, **63**, 2399–2401.
- 40 S. E. Lyubimov, D. V. Ozolin and V. A. Davankov, *Tetrahedron Lett.*, 2014, **55**, 3613–3614.
- 41 T. C. Gray and J. Halton, *Br. Med. J.*, 1946, **2**, 293–295.
- 42 N. Iwatsuki, Y. Hashimoto, K. Amaha, S. Obara and K. Iwatsuki, *Anesth. Analg.*, 1980, **59**, 717–721.
- 43 A. D. Pechulis, J. P. Beck, M. A. Curry, M. A. Wolf, A. E. Harms, N. Xi, C. Opalka, M. P. Sweet, Z. Yang, A. S. Vellekoop, A. M. Klos, P. J. Crocker, C. Hassler, M. Laws, D. B. Kitchen, M. A. Smith, R. E. Olson, S. Liu and B. F. Molino, *Bioorg. Med. Chem. Lett.*, 2012, **22**, 7219–7222.
- 44 M. Dean and V. W. Sung, *Drug Des., Dev. Ther.*, 2018, **12**, 313–319.
- 45 M. B. Jiménez-Díaz, D. Ebert, Y. Salinas, A. Pradhan, A. M. Lehane, M.-E. Myrand-Lapierre, K. G. O'Loughlin, D. M. Shackelford, M. Justino de Almeida, A. K. Carrillo, J. A. Clark, A. S. M. Dennis, J. Diep, X. Deng, S. Duffy,



- A. N. Endsley, G. Fedewa, W. A. Guiguemde, M. G. Gómez, G. Holbrook, J. Horst, C. C. Kim, J. Liu, M. C. S. Lee, A. Matheny, M. S. Martínez, G. Miller, A. Rodríguez-Alejandre, L. Sanz, M. Sigal, N. J. Spillman, P. D. Stein, Z. Wang, F. Zhu, D. Waterson, S. Knapp, A. Shelat, V. M. Avery, D. A. Fidock, F.-J. Gamo, S. A. Charman, J. C. Mirsalis, H. Ma, S. Ferrer, K. Kirk, I. Angulo-Barturen, D. E. Kyle, J. L. DeRisi, D. M. Floyd and R. K. Guy, *Proc. Natl. Acad. Sci. U. S. A.*, 2014, **111**, E5455–E5462.
- 46 M. O. Duffey, D. England, S. Freeze, Z. Hu, S. P. Langston, C. McIntyre, H. Mizutani, K. Ono and H. Xu, US-9683003-B2, 2016.
- 47 S. M. Lu, Y. Q. Wang, X. W. Han and Y. G. Zhou, *Angew. Chem., Int. Ed.*, 2006, **45**, 2260–2263.
- 48 A. Iimuro, K. Yamaji, S. Kandula, T. Nagano, Y. Kita and K. Mashima, *Angew. Chem., Int. Ed.*, 2013, **52**, 2046–2050.
- 49 L. Shi, Z. S. Ye, L. L. Cao, R. N. Guo, Y. Hu and Y. G. Zhou, *Angew. Chem., Int. Ed.*, 2012, **51**, 8286–8289.
- 50 L. Shi, Z. S. Ye, L. L. Cao, R. N. Guo, Y. Hu and Y. G. Zhou, *Angew. Chem., Int. Ed.*, 2012, **51**, 8286–8289.
- 51 T. Nagano, A. Iimuro, R. Schwenk, T. Ohshima, Y. Kita, A. Togni and K. Mashima, *Chem. – Eur. J.*, 2012, **18**, 11578–11592.
- 52 Z. S. Ye, R. N. Guo, X. F. Cai, M. W. Chen, L. Shi and Y. G. Zhou, *Angew. Chem., Int. Ed.*, 2013, **52**, 3685–3689.
- 53 M. W. Chen, Y. Ji, J. Wang, Q. A. Chen, L. Shi and Y. G. Zhou, *Org. Lett.*, 2017, **19**, 4988–4991.
- 54 A. N. Kim, A. Ngamnithiporn, E. R. Welin, M. T. Daiger, C. U. Grünanger, M. D. Bartberger, S. C. Virgil and B. M. Stoltz, *ACS Catal.*, 2020, **10**, 3241–3248.
- 55 E. R. Welin, A. Ngamnithiporn, M. Klatte, G. Lapointe, G. M. Pototschnig, M. S. J. McDermott, D. Conklin, C. D. Gilmore, P. M. Tadross, C. K. Haley, K. Negoro, E. Glibstrup, C. U. Grünanger, K. M. Allan, S. C. Virgil, D. J. Slamon and B. M. Stoltz, *Science*, 2019, **363**, 270–275.
- 56 B. J. Petek and R. L. Jones, *Molecules*, 2014, **19**, 12328–12335.
- 57 P. Bhutani, G. Joshi, N. Raja, N. Bachhav, P. K. Rajanna, H. Bhutani, A. T. Paul and R. Kumar, *J. Med. Chem.*, 2021, **64**, 2339–2381.
- 58 M. Studer, C. Wedemeyer-Exl, F. Spindler and H. U. Blaser, *Monatsh. Chem.*, 2000, **131**, 1335–1343.
- 59 C. Y. Legault and A. B. Charette, *J. Am. Chem. Soc.*, 2005, **127**, 8966–8967.
- 60 X. B. Wang, W. Zeng and Y. G. Zhou, *Tetrahedron Lett.*, 2008, **49**, 4922–4924.
- 61 Z. S. Ye, M. W. Chen, Q. A. Chen, L. Shi, Y. Duan and Y. G. Zhou, *Angew. Chem., Int. Ed.*, 2012, **51**, 10181–10184.
- 62 N. S. Sheikh, D. Leonori, G. Barker, J. D. Firth, K. R. Campos, A. J. H. M. Meijer, P. O'Brien and I. Coldham, *J. Am. Chem. Soc.*, 2012, **134**, 5300–5308.
- 63 D. Xiao, B. J. Lavey, A. Palani, C. Wang, R. G. Aslanian, J. A. Kozlowski, N. Y. Shih, A. T. McPhail, G. P. Randolph, J. E. Lachowicz and R. A. Duffy, *Tetrahedron Lett.*, 2005, **46**, 7653–7656.
- 64 W. Tang, Y. Sun, L. Xu, T. Wang, Q. Fan, K. H. Lam and A. S. C. Chan, *Org. Biomol. Chem.*, 2010, **8**, 3464–3471.
- 65 W. J. Tang, J. Tan, L. J. Xu, K. H. Lam, Q. H. Fan and A. S. C. Chan, *Adv. Synth. Catal.*, 2010, **352**, 1055–1062.
- 66 A. Cadu, P. K. Upadhyay and P. G. Andersson, *Asian J. Org. Chem.*, 2013, **2**, 1061–1065.
- 67 M. Chang, Y. Huang, S. Liu, Y. Chen, S. W. Krska, I. W. Davies and X. Zhang, *Angew. Chem., Int. Ed.*, 2014, **53**, 12761–12764.
- 68 Y. Kita, A. Iimuro, S. Hida and K. Mashima, *Chem. Lett.*, 2014, **43**, 284–286.
- 69 M.-W. Chen, Z.-S. Ye, Z.-P. Chen, B. Wu and Y.-G. Zhou, *Org. Chem. Front.*, 2015, **2**, 586–589.
- 70 W. X. Huang, C. B. Yu, Y. Ji, L. J. Liu and Y. G. Zhou, *ACS Catal.*, 2016, **6**, 2368–2371.
- 71 A. Iimuro, K. Higashida, Y. Kita and K. Mashima, *Adv. Synth. Catal.*, 2016, **358**, 1929–1933.
- 72 M. Renom-Carrasco, P. Gajewski, L. Pignataro, J. G. de Vries, U. Piarulli, C. Gennari and L. Lefort, *Adv. Synth. Catal.*, 2016, **358**, 2589–2593.
- 73 B. Qu, H. P. R. Mangunuru, S. Tcyrulnikov, D. Rivalti, O. V. Zatolochnaya, D. Kurouski, S. Radomkit, S. Biswas, S. Karyakarte, K. R. Fandrick, J. D. Sieber, S. Rodriguez, J. N. Desrosiers, N. Haddad, K. McKellop, S. Pennino, H. Lee, N. K. Yee, J. J. Song, M. C. Kozlowski and C. H. Senanayake, *Org. Lett.*, 2018, **20**, 1333–1337.
- 74 W. Li, S. Zhang, X. Yu, X. Feng, Y. Yamamoto and M. Bao, *J. Org. Chem.*, 2021, **86**, 10773–10781.
- 75 J. Smith, A. Kacmaz, C. Wang, B. Villa-Marcos and J. Xiao, *Org. Biomol. Chem.*, 2021, **19**, 279–284.
- 76 S. Kohmoto, Y. Kashman, O. J. McConnell, K. L. Rinehart, A. Wright and F. Koehn, *J. Org. Chem.*, 1988, **53**, 3116–3118.
- 77 S. TAMAI, M. KANEDA and S. NAKAMURA, *J. Antibiot.*, 1982, **35**, 1130–1136.
- 78 B. Zhu, B. A. Marinelli, R. Goldschmidt, B. D. Foleno, J. J. Hilliard, K. Bush and M. J. Macielag, *Bioorg. Med. Chem. Lett.*, 2009, **19**, 4933–4936.
- 79 R. Fuchs, *Chem. Abstr.*, 1998, **128**, 803502.
- 80 W. X. Huang, C. Bin Yu, L. Shi and Y. G. Zhou, *Org. Lett.*, 2014, **16**, 3324–3327.
- 81 W. X. Huang, L. J. Liu, B. Wu, G. S. Feng, B. Wang and Y. G. Zhou, *Org. Lett.*, 2016, **18**, 3082–3085.
- 82 M. Van Der Linden, J. Borsboom, F. Kaspersen and G. Kemperman, *Eur. J. Org. Chem.*, 2008, 2989–2997.
- 83 N. Ivy-May, F. Ruwe, A. Krystal and T. Roth, *Sleep Med.*, 2015, **16**, 838–844.
- 84 C. Harrison, *Nat. Biotechnol.*, 2020, **38**, 379–381.
- 85 J. C. Barrow, P. G. Nantermet, H. G. Selnick, K. L. Glass, K. E. Rittle, K. F. Gilbert, T. G. Steele, C. F. Homnick, R. M. Freidinger, R. W. Ransom, P. Kling, D. Reiss, T. P. Broten, T. W. Schorn, R. S. L. Chang, S. S. O'Malley, T. V. Olah, J. D. Ellis, A. Barrish, K. Kassahun, P. Leppert, D. Nagarathnam and C. Forray, *J. Med. Chem.*, 2000, **43**, 2703–2718.
- 86 R. Kuwano, Y. Hashiguchi, R. Ikeda and K. Ishizuka, *Angew. Chem., Int. Ed.*, 2015, **54**, 2393–2396.





- 87 G. S. Feng, M. W. Chen, L. Shi and Y. G. Zhou, *Angew. Chem., Int. Ed.*, 2018, **57**, 5853–5857.
- 88 G. S. Feng, L. Shi, F. J. Meng, M. W. Chen and Y. G. Zhou, *Org. Lett.*, 2018, **20**, 6415–6419.
- 89 V. Sridharan, P. A. Suryavanshi and J. C. Menéndez, *Chem. Rev.*, 2011, **111**, 7157–7259.
- 90 I. Muthukrishnan, V. Sridharan and J. C. Menéndez, *Chem. Rev.*, 2019, **119**, 5057–5191.
- 91 J. G. Lee, I. D. Yoo and W. G. Kim, *Biol. Pharm. Bull.*, 2007, **30**, 795–797.
- 92 J. H. Rakotoson, N. Fabre, I. Jacquemond-Collet, S. Hannedouche, I. Fourasté and C. Moulis, *Planta Med.*, 1998, **64**, 762–763.
- 93 I. Jacquemond-Collet, F. Benoit-Vical, Mustofa, M. A. Valentin, E. Stanislas, M. Mallié and I. Fourasté, *Planta Med.*, 2002, **68**, 68–69.
- 94 K. M. Witherup, W. C. Lumma, S. M. Pitzenberger, S. L. Varga, R. W. Ransom, A. C. Graham, A. M. Bernard, M. J. Salvatore and P. S. Anderson, *J. Am. Chem. Soc.*, 1995, **117**, 6682–6685.
- 95 R. W. Clark, T. A. Sutfin, R. B. Ruggeri, A. T. Willauer, E. D. Sugarman, G. Magnus-Aryitey, P. G. Cosgrove, T. M. Sand, R. T. Wester, J. A. Williams, M. E. Perlman and M. J. Bamberger, *Arterioscler. Thromb. Vasc. Biol.*, 2004, **24**, 490–497.
- 96 C. Zhang, S. M. Westaway, J. D. Speake, M. J. Bishop, A. S. Goetz, L. H. Carballo, M. Hu and A. H. Epperly, *Bioorg. Med. Chem. Lett.*, 2011, **21**, 670–676.
- 97 R. J. Lewis, C. A. Francis, R. E. Lehr and C. L. Blank, *Tetrahedron*, 2000, **56**, 5345–5352.
- 98 A. M. Maj, I. Suisse, C. Hardouin and F. Agbossou-Niedercorn, *Tetrahedron*, 2013, **69**, 9322–9328.
- 99 X. F. Cai, R. N. Guo, M. W. Chen, L. Shi and Y. G. Zhou, *Chem. – Eur. J.*, 2014, **20**, 7245–7248.
- 100 X. H. Hu and X. P. Hu, *Org. Lett.*, 2019, **21**, 10003–10006.
- 101 A. Fujii, S. Hashiguchi, N. Uematsu, T. Ikariya and R. Noyori, *J. Am. Chem. Soc.*, 1996, **118**, 2521–2522.
- 102 W. Zuo and R. H. Morris, *Nat. Protoc.*, 2015, **10**, 241–257.
- 103 A. A. Mishra and B. M. Bhanage, *Chirality*, 2021, **33**, 337–378.
- 104 R. Noyori and S. Hashiguchi, *Acc. Chem. Res.*, 1997, **30**, 97–102.
- 105 H. G. Nedden, A. Zanotti-Gerosa and M. Wills, *Chem. Rec.*, 2016, **16**, 2619–2639.
- 106 J. Barrios-Rivera, Y. Xu, M. Wills and V. K. Vyas, *Org. Chem. Front.*, 2020, **7**, 3312–3342.
- 107 R. Noyori, T. Ohkuma, M. Kitamura, H. Takaya, N. Sayo, H. Kumobayashi and S. Akutagawa, *J. Am. Chem. Soc.*, 1987, **109**, 5856–5858.
- 108 P. Etayo and A. Vidal-Ferran, *Chem. Soc. Rev.*, 2013, **42**, 728–754.
- 109 Z. Yang, F. Chen, Y. He, N. Yang and Q. H. Fan, *Angew. Chem., Int. Ed.*, 2016, **55**, 13863–13866.
- 110 T. Wang, L. G. Zhuo, Z. Li, F. Chen, Z. Ding, Y. He, Q. H. Fan, J. Xiang, Z. X. Yu and A. S. C. Chan, *J. Am. Chem. Soc.*, 2011, **133**, 9878–9891.
- 111 J. Qin, F. Chen, Z. Ding, Y. M. He, L. Xu and Q. H. Fan, *Org. Lett.*, 2011, **13**, 6568–6571.
- 112 T. Touge and T. Arai, *J. Am. Chem. Soc.*, 2016, **138**, 11299–11305.
- 113 R. M. Jones, S. Han and J. V. Moody, WO/2009/151626, 2008.
- 114 S. M. Cramp, H. J. Dyke, T. D. Pallin and R. Zahler, WO2012/154678, 2012.
- 115 W. Ma, J. Zhang, C. Xu, F. Chen, Y. M. He and Q. H. Fan, *Angew. Chem., Int. Ed.*, 2016, **55**, 12891–12894.
- 116 J. Wu, J. H. Barnard, Y. Zhang, D. Talwar, C. M. Robertson and J. Xiao, *Chem. Commun.*, 2013, **49**, 7052–7054.
- 117 C. Li, Y. Pan, Y. Feng, Y. M. He, Y. Liu and Q. H. Fan, *Org. Lett.*, 2020, **22**, 6452–6457.
- 118 N. Ortega, D. T. D. Tang, S. Urban, D. Zhao and F. Glorius, *Angew. Chem., Int. Ed.*, 2013, **52**, 9500–9503.
- 119 D. Paul, B. Beiring, M. Plois, N. Ortega, S. Kock, D. Schlüns, J. Neugebauer, R. Wolf and F. Glorius, *Organometallics*, 2016, **35**, 3641–3646.
- 120 A. Hamza, D. Moock, C. Schleppehorst, J. Schneidewind, W. Baumann and F. Glorius, *Chem. Sci.*, 2022, **13**, 985–995.
- 121 Y. Makida, M. Saita, T. Kuramoto, K. Ishizuka and R. Kuwano, *Angew. Chem., Int. Ed.*, 2016, **55**, 11859–11862.
- 122 C. Schleppehorst, M. P. Wiesenfeldt and F. Glorius, *Chem. – Eur. J.*, 2018, **24**, 356–359.
- 123 T. Hu, L. Lückemeier, C. Daniliuc and F. Glorius, *Angew. Chem., Int. Ed.*, 2021, **60**, 23193–23196.
- 124 J. Wysocki, C. Schleppehorst and F. Glorius, *Synlett*, 2015, **26**, 1557–1562.
- 125 M. P. Wiesenfeldt, D. Moock, D. Paul and F. Glorius, *Chem. Sci.*, 2021, **12**, 5611–5615.
- 126 C. Li and J. Xiao, *J. Am. Chem. Soc.*, 2008, **130**, 13208–13209.
- 127 J. Wu, C. Wang, W. Tang, A. Pettman and J. Xiao, *Chem. – Eur. J.*, 2012, **18**, 9525–9529.
- 128 J. Wu, W. Tang, A. Pettman and J. Xiao, *Adv. Synth. Catal.*, 2013, **355**, 35–40.
- 129 J. Wen, X. Fan, R. Tan, H. C. Chien, Q. Zhou, L. W. Chung and X. Zhang, *Org. Lett.*, 2018, **20**, 2143–2147.
- 130 M. Renom-Carrasco, P. Gajewski, L. Pignataro, J. G. de Vries, U. Piarulli, C. Gennari and L. Lefort, *Chem. – Eur. J.*, 2016, **22**, 9528–9532.
- 131 Z. Nairoukh, M. Wollenburg, C. Schleppehorst, K. Bergander and F. Glorius, *Nat. Chem.*, 2019, **11**, 264–270.
- 132 S. Purser, P. R. Moore, S. Swallow and V. Gouverneur, *Chem. Soc. Rev.*, 2008, **37**, 320–330.
- 133 M. Rowley, D. J. Hallett, S. Goodacre, C. Moyes, J. Crawforth, T. J. Sparey, S. Patel, R. Marwood, S. Patel, S. Thomas, L. Hitzel, D. O'Connor, N. Szeto, J. L. Castro, P. H. Hutson and A. M. Macleod, *J. Med. Chem.*, 2001, **44**, 1603–1614.
- 134 J. Wen, R. Tan, S. Liu, Q. Zhao and X. Zhang, *Chem. Sci.*, 2016, **7**, 3047–3051.
- 135 Y. Duan, L. Li, M. W. Chen, C. Bin Yu, H. J. Fan and Y. G. Zhou, *J. Am. Chem. Soc.*, 2014, **136**, 7688–7700.



- 136 C. Bin Yu, J. Wang and Y. G. Zhou, *Org. Chem. Front.*, 2018, **5**, 2805–2809.
- 137 W. B. Wang, S. M. Lu, P. Y. Yang, X. W. Han and Y. G. Zhou, *J. Am. Chem. Soc.*, 2003, **125**, 10536–10537.
- 138 X. F. Cai, W. X. Huang, Z. P. Chen and Y. G. Zhou, *Chem. Commun.*, 2014, **50**, 9588–9590.
- 139 T. Mallat, E. Orglmeister and A. Baiker, *Chem. Rev.*, 2007, **107**, 4863–4890.
- 140 M. Heitbaum, F. Glorius and I. Escher, *Angew. Chem., Int. Ed.*, 2006, **45**, 4732–4762.
- 141 F. Glorius, N. Spielkamp, S. Holle, R. Goddard and C. W. Lehmann, *Angew. Chem., Int. Ed.*, 2004, **43**, 2850–2852.
- 142 F. Meemken and A. Baiker, *Chem. Rev.*, 2017, **117**, 11522–11569.
- 143 Y. T. Xia, J. Ma, X. D. Wang, L. Yang and L. Wu, *Catal. Sci. Technol.*, 2017, **7**, 5515–5520.
- 144 Y. Zhang, J. Zhu, Y. T. Xia, X. T. Sun and L. Wu, *Adv. Synth. Catal.*, 2016, **358**, 3039–3045.
- 145 Y. Y. Huang, X. Yang, Y. Feng, F. Verpoort and Q. H. Fan, *J. Mol. Catal. A: Chem.*, 2014, **393**, 150–155.
- 146 X. Wang, J. Li, S. Lu, Y. Liu and C. Li, *Chin. J. Catal.*, 2015, **36**, 1170–1174.
- 147 S.-M. Lu, X.-W. Han and Y.-G. Zhou, *Adv. Synth. Catal.*, 2004, **346**, 909–912.
- 148 X. Wang and Y. Zhou, *J. Org. Chem.*, 2008, **73**, 5640–5642.
- 149 K. H. Lam, L. Xu, L. Feng, Q.-H. Fan, F. L. Lam, W. Lo and A. S. C. Chan, *Adv. Synth. Catal.*, 2005, **347**, 1755–1758.
- 150 Z. J. Wang, G. J. Deng, Y. Li, Y. M. He, W. J. Tang and Q. H. Fan, *Org. Lett.*, 2007, **9**, 1243–1246.
- 151 L. Tao, C. Li, Y. Ren, H. Li, J. Chen and Q. Yang, *Chin. J. Catal.*, 2019, **40**, 1548–1556.
- 152 L. Tao, Y. Ren, C. Li, H. Li, X. Chen, L. Liu and Q. Yang, *ACS Catal.*, 2020, **10**, 1783–1791.
- 153 T. Wagener, A. Heusler, Z. Nairoukh, K. Bergander, C. G. Daniliuc and F. Glorius, *ACS Catal.*, 2020, **10**, 12052–12057.
- 154 T. Wagener, L. Lückemeier, C. G. Daniliuc and F. Glorius, *Angew. Chem., Int. Ed.*, 2021, **60**, 6425–6429.
- 155 D. Moock, M. P. Wiesenfeldt, M. Freitag, S. Muratsugu, S. Ikemoto, R. Knitsch, J. Schneidewind, W. Baumann, A. H. Schäfer, A. Timmer, M. Tada, M. R. Hansen and F. Glorius, *ACS Catal.*, 2020, **10**, 6309–6317.
- 156 X. F. Cai, R. N. Guo, G. S. Feng, B. Wu and Y. G. Zhou, *Org. Lett.*, 2014, **16**, 2680–2683.
- 157 S. G. Ouellet, A. M. Walji and D. W. C. Macmillan, *Acc. Chem. Res.*, 2007, **40**, 1327–1339.
- 158 C. Zheng and S. L. You, *Chem. Soc. Rev.*, 2012, **41**, 2498–2518.
- 159 M. Rueping, E. Sugiono, C. Azap, T. Theissmann and M. Bolte, *Org. Lett.*, 2005, **7**, 3781–3783.
- 160 S. Hoffmann, A. M. Seayad and B. List, *Angew. Chem., Int. Ed.*, 2005, **44**, 7424–7427.
- 161 R. I. Storer, D. E. Carrera, Y. Ni and D. W. C. MacMillan, *J. Am. Chem. Soc.*, 2006, **128**, 84–86.
- 162 D. Šterk, M. Stephan and B. Mohar, *Org. Lett.*, 2006, **8**, 5935–5938.
- 163 C. Rampalagos and W. D. Wulff, *Adv. Synth. Catal.*, 2008, **350**, 1785–1790.
- 164 G. C. Welch and D. W. Stephan, *J. Am. Chem. Soc.*, 2007, **129**, 1880–1881.
- 165 G. C. Welch, R. R. S. Juan, J. D. Masuda and D. W. Stephan, *Science*, 2006, **314**, 1124–1126.
- 166 J. Lam, K. M. Szkop, E. Mosaferi and D. W. Stephan, *Chem. Soc. Rev.*, 2019, **48**, 3592–3612.
- 167 S. J. Geier, P. A. Chase and D. W. Stephan, *Chem. Commun.*, 2010, **46**, 4884–4886.
- 168 Y. Liu and H. Du, *J. Am. Chem. Soc.*, 2013, **135**, 12968–12971.
- 169 T. H. Jones, M. S. Blum and H. M. Fales, *Tetrahedron*, 1982, **38**, 1949–1958.
- 170 D. C. Sullivan, H. Flowers, R. Rockhold, H. M. T. B. Herath and N. P. D. Nanayakkara, *Am. J. Med. Sci.*, 2009, **338**, 287–291.
- 171 Z. Zhang and H. Du, *Angew. Chem., Int. Ed.*, 2015, **54**, 623–626.
- 172 S. Li, W. Meng and H. Du, *Org. Lett.*, 2017, **19**, 2604–2606.
- 173 Z. Zhang and H. Du, *Org. Lett.*, 2015, **17**, 6266–6269.
- 174 K. Yang, Y. Lou, C. Wang, L. W. Qi, T. Fang, F. Zhang, H. Xu, L. Zhou, W. Li, G. Zhang, P. Yu and Q. Song, *Angew. Chem., Int. Ed.*, 2020, **59**, 3294–3299.
- 175 D. S. Wang, Q. A. Chen, W. Li, C. Bin Yu, Y. G. Zhou and X. Zhang, *J. Am. Chem. Soc.*, 2010, **132**, 8909–8911.
- 176 Y. Duan, L. Li, M. W. Chen, C. Bin Yu, H. J. Fan and Y. G. Zhou, *J. Am. Chem. Soc.*, 2014, **136**, 7688–7700.

