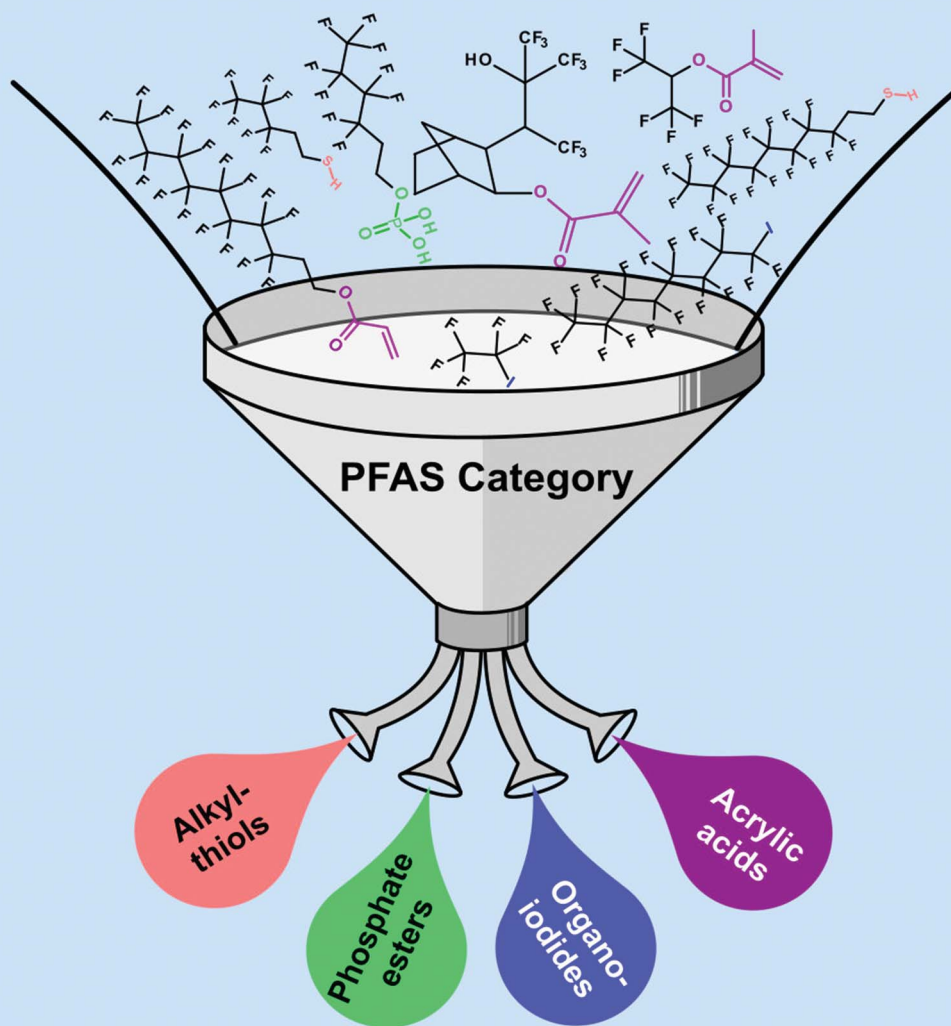


# Environmental Science Processes & Impacts

rsc.li/espi



Themed issue: Per- and polyfluoroalkyl substances (PFAS)

ISSN 2050-7887



ROYAL SOCIETY  
OF CHEMISTRY

Celebrating  
IYPT 2019

PAPER

Emma L. Schymanski, Zhanyun Wang *et al.*  
Exploring open cheminformatics approaches for  
categorizing per- and polyfluoroalkyl substances (PFASs)



Cite this: *Environ. Sci.: Processes Impacts*, 2019, 21, 1835

## Exploring open cheminformatics approaches for categorizing per- and polyfluoroalkyl substances (PFASs)<sup>†</sup>

Bo Sha,<sup>‡a</sup> Emma L. Schymanski,<sup>‡\*b</sup> Christoph Ruttkies,<sup>c</sup> Ian T. Cousins<sup>‡a</sup> and Zhanyun Wang<sup>‡\*d</sup>

Per- and polyfluoroalkyl substances (PFASs) are a large and diverse class of chemicals of great interest due to their wide commercial applicability, as well as increasing public concern regarding their adverse impacts. A common terminology for PFASs was recommended in 2011, including broad categorization and detailed naming for many PFASs with rather simple molecular structures. Recent advancements in chemical analysis have enabled identification of a wide variety of PFASs that are not covered by this common terminology. The resulting inconsistency in categorizing and naming of PFASs is preventing efficient assimilation of reported information. This article explores how a combination of expert knowledge and cheminformatics approaches could help address this challenge in a systematic manner. First, the “splitPFAS” approach was developed to systematically subdivide PFASs (for eventual categorization) following a  $C_nF_{2n+1}-X-R$  pattern into their various parts, with a particular focus on 4 PFAS categories where X is CO, SO<sub>2</sub>, CH<sub>2</sub> and CH<sub>2</sub>CH<sub>2</sub>. Then, the open, ontology-based “ClassyFire” approach was tested for potential applicability to categorizing and naming PFASs using five scenarios of original and simplified structures based on the “splitPFAS” output. This workflow was applied to a set of 770 PFASs from the latest OECD PFAS list. While splitPFAS categorized PFASs as intended, the ClassyFire results were mixed. These results reveal that open cheminformatics approaches have the potential to assist in categorizing PFASs in a consistent manner, while much development is needed for future systematic naming of PFASs. The “splitPFAS” tool and related code are publicly available, and include options to extend this proof-of-concept to encompass further PFASs in the future.

Received 7th July 2019  
Accepted 23rd September 2019

DOI: 10.1039/c9em00321e

rsc.li/epsi

### Environmental significance

Per- and polyfluoroalkyl substances (PFASs) are attracting increasing attention from scientists, regulators and the public. High resolution mass spectrometry has enabled the discovery of many new/overlooked and often only partially characterised PFASs in different environments, yet inconsistent reporting prevents the effective exchange of this vital information. Since identification and categorization of PFASs is an essential first step in determining whether these will have problematic properties, this work explores the potential of open cheminformatics approaches for the systematic categorization of PFASs, using select PFAS categories in the recent OECD list. The structure-based cheminformatics tool provided is implemented flexibly, interpreting structures quickly and has the potential to help scientists, regulators and other interested parties categorize, and thus assess, PFASs.

## 1. Introduction

Per- and polyfluoroalkyl substances (PFASs), as currently defined under the OECD/UNEP Global PFC Group, are organic chemicals containing at least one perfluorinated carbon moiety,<sup>1</sup> *i.e.*,  $-CF_2-$ . PFASs may exhibit a number of desirable chemical properties, such as high resistance to heat and chemical reactions, as well as hydrophobicity and oleophobicity, in comparison to their non-fluorinated analogues.<sup>2</sup> Therefore, since the 1940s, large numbers of PFASs with diverse functional groups and properties have been developed and used widely in numerous industrial and consumer applications.<sup>2–7</sup> Since the late 1990s, there has been mounting scientific

<sup>a</sup>Department of Environmental Science and Analytical Chemistry (ACES), Stockholm University, SE-10691, Stockholm, Sweden

<sup>b</sup>Luxembourg Centre for Systems Biomedicine, University of Luxembourg, 6 Avenue du Swing, L-4367 Belvaux, Luxembourg. E-mail: emma.schymanski@uni.lu

<sup>c</sup>Department Biochemistry of Plant Interactions, Leibniz Institute of Plant Biochemistry, Weinberg 3, 06120 Halle, Germany

<sup>d</sup>Chair of Ecological Systems Design, Institute of Environmental Engineering, ETH Zürich, 8093 Zürich, Switzerland. E-mail: zhanyun.wang@ifu.baug.ethz.ch

<sup>†</sup> Electronic supplementary information (ESI) available. See DOI: 10.1039/c9em00321e

<sup>‡</sup> Shared first authors.



evidence of the human health risks of many PFASs,<sup>8</sup> mirrored with mounting concern in policymakers and the general public. In particular, perfluorooctanesulfonic acid (PFOS), its salts and perfluorooctane sulfonyl fluoride, and perfluorooctanoic acid (PFOA), its salts and PFOA-related compounds, were listed under the UN Stockholm Convention on Persistent Organic Pollutant in 2009 and 2019 for a global phase-out, respectively, and perfluorohexanesulfonic acid (PFHxS), its salts and PFHxS-related compounds are being evaluated for listing under the Stockholm Convention.

To date, most studies on the occurrence and effects of PFASs have focused on a limited set of PFASs, namely perfluoroalkyl acids (PFAAs), and several PFAA precursors derived from perfluoroalkane sulfonyl fluorides (*i.e.*, PASF-based compounds) as well as perfluoroalkyl iodides (*i.e.*, *n*:2 fluorotelomer-based compounds, *n*:2 FTs),<sup>8</sup> see Fig. 1. For the latter, the most commonly studied compounds are those with relatively simple molecular structures, *e.g.* perfluoroalkane sulfonamides/amidoethanols (FASAs/FASEs) and fluorotelomer alcohols/sulfonic acids (FTOHs/FTSAs).<sup>8</sup> Fig. 1 provides an overview of these major PFAS groups and either generic composition

information, or specific examples. Additionally, several lists with specific and generic structures are already available online (see ref. 9–14).

The main research focus on PFAAs and PFAA precursors with simple molecular structures is due to two main reasons: (1) analytically, they are relatively easier to measure than other PFASs with more complex molecular structures; and (2) analytical standards are generally commercially available. It has been challenging to expand beyond this domain as the chemical composition (let alone analytical reference standards) of most remaining commercial products are not known in the public domain. However, with the increasing accessibility of high resolution mass spectrometry and advancement of non-target screening techniques, as well as increasing exchange of chemical information between authorities and scientists, these factors are becoming less of a barrier for identifying overlooked and unknown PFASs, which can include unreacted reactant residuals and degradation intermediates present in products and in the environment. This has been repeatedly observed in the many recent “non-target” studies on the PFAS-containing aqueous fire-fighting foams and their contaminated sites,<sup>15–17</sup>

### a) Commonly recognised per- and polyfluoroalkyl substances (PFASs)



### b) Other highly fluorinated substances that match the definition of PFASs, but have not yet been commonly regarded as PFASs

- perfluorinated alkanes ( $C_nF_{2n+2}$ )
- perfluorinated alkenes ( $C_nF_{2n}$ ) and their derivatives (*e.g.*  $[(CF_3)_2CF]_2C=C(CF_3)(OC_6H_4SO_3Na)$ , CAS number 70829-87-7)
- perfluoroalkyl alcohols ( $C_nF_{2n+1}OH$ ; *e.g.*  $(CF_3)_3C-OH$ , CAS number 2378-02-1), perfluoroalkyl ketones (*e.g.*  $C_nF_{2n+1}C(O)C_mF_{2m+1}$ ) and semi-fluorinated ketones (*e.g.*  $C_nF_{2n+1}C(O)C_mH_{2m+1}$ )
- side-chain fluorinated aromatics, *e.g.*  $C_nF_{2n+1}$ -aromatic rings
- some hydrofluorocarbons (HFCs), *e.g.*  $C_nF_{2n+1}-C_mH_{2m+1}$ , hydrofluoroethers (HFEs), *e.g.*  $C_nF_{2n+1}OC_mH_{2m+1}$  and hydrofluoroolefins (HFOs), *e.g.*  $C_nF_{2n+1}-CH=CH_2$

Fig. 1 An overview of PFASs (adopted from the OECD report<sup>1</sup> with the addition of perfluoroalkanoyl fluorides (PACFs), *n*:1 fluorotelomer alcohols and their derivatives, highlighted in light blue). Interactive lists with structures and/or generic representations, are available online.<sup>9,10</sup>



as well as recent reports outlining the extent of PFASs (and other chemicals) in higher order food chain animals such as polar bears<sup>18</sup> and near manufacturing plants.<sup>19–22</sup> The number of “non-target” studies on PFASs has greatly increased in the past several years and has been reviewed recently.<sup>15</sup>

Due to the diverse and often complex molecular structures of different PFASs, it may often be challenging to categorize newly identified PFASs in a consistent and coherent manner, particularly for non-technical experts and those who are not familiar with PFASs. The >4700 Chemical Abstracts Service Registry Numbers (CAS\_RN) identified in the OECD PFAS list were manually assigned by the same person to certain structure categories. However, such manual categorization efforts cannot be easily reproduced by others due to the high level of expertise required, possible different interpretations of structural traits, and the potential for human errors including oversights and typing errors.

Furthermore, the current development of PFAS terminologies lags behind the rapid development and application of “non-target” screening techniques, particularly for PFASs without a given CAS\_RN. As such, the authors of individual studies have often created their own naming conventions (including acronyms) for newly identified PFASs. This leads to the generation of a lot of parallel and often non-intuitive acronyms, potentially prohibiting effective communication among scientists themselves and with other stakeholders, creating barriers for synthesizing knowledge. For instance, “1,1,2,2-tetrahydroperfluorodecanol”, “2-(perfluorooctyl)ethanol”, “8:2 FTOH”, “8:2 fluorotelomer alcohol”, and “PFA 8” are a few of >36 synonyms registered for one single structure (CAS\_RN 678-39-7 (ref. 16)). This is not an issue for PFAS studies alone, but is exacerbated for these substances due to high public and scientific interest, as well as the increasing advancement and application of “non-target” studies.<sup>15</sup>

Some non-target studies<sup>17,18</sup> are now using the information included in publically available suspect lists, *via e.g.* the NORMAN Suspect List Exchange<sup>19</sup> and the CompTox Chemicals Dashboard<sup>19,20</sup> in their identification efforts. In addition, several groups are investing efforts into naming and categorisation of PFASs. For instance, the US EPA are experimenting with the incorporation of expert knowledge and cheminformatics approaches developed in house,<sup>21</sup> recently offering some perspectives on how to name certain groups of PFASs, while Barzen-Hansen *et al.*<sup>22</sup> used a simplified, manual IUPAC-based naming system for the PFASs that they identified in their non-target screening, detailed in the ESI of that publication (pages S6–S7; Table S3 pages S15–S21).<sup>†</sup>

Recently, an open access approach, ClassyFire,<sup>23</sup> was developed to categorize chemicals systematically into a formal chemical ontology. ClassyFire uses chemical structures and structural features to automatically assign chemicals to a pre-defined taxonomy consisting of up to 11 levels (termed kingdom, superclass, class, subclass, *etc.*). ClassyFire has been used to annotate over 77 million compounds,<sup>23</sup> and the results can be looked up with InChIKeys (the hashed version of the full International Chemical Identifier, InChI)<sup>24</sup>. Only a few very well-known PFASs were in the dataset used to train ClassyFire,

primarily those entries that are in DrugBank<sup>25</sup> or T3DB.<sup>26</sup> However, new calculations can be performed using structural information provided as Simplified Molecular Input Line Entry System (SMILES),<sup>27</sup> InChIs or even the International Union of Pure and Applied Chemistry (IUPAC) name. Results and calculations are available *via* a freely accessible web server<sup>28</sup> at <http://classyfire.wishartlab.com>.

This background motivates the current study to investigate possible additional automated, open approaches that combine background (expert) knowledge, existing PFAS naming conventions, and cheminformatics to systematically categorize PFASs, particularly in a non-target screening context. In brief, this study consists of two main components: (1) development and testing of a structure manipulation tool, splitPFAS, using simple SMILES<sup>27</sup> and the related SMiles Arbitrary Target Specification (SMARTS)<sup>29</sup> annotations (explained below) to identify PFASs based on pre-defined structural traits; and (2) investigation of the potential to use the combination of splitPFAS and the ontology-based ClassyFire.<sup>23</sup> More specifically, this study focuses on four groups of PFAA precursors: PACF- and PASF- as well as *n*:1 and *n*:2 fluorotelomer-based compounds (see Fig. 1) as test subjects (using discrete structures present in the recent OECD PFAS list1). This is because a common terminology for some PFASs in these four groups has been recommended in Buck *et al.*<sup>4</sup> and thus can be used as a reference point to validate the approach. While there are also many other groups of PFASs of interest, *e.g.* perfluoroether-based substances,<sup>1</sup> these were not considered as part of this study, as no commonly used basic rules exist for characterizing, categorizing and naming these structures yet. As there is an ongoing international effort under the leadership of the OECD/UNEP Global PFC Group to establish some harmonized basic rules for these groups of PFASs,<sup>30</sup> it is the intention that the approach presented here can be expanded to cover these cases, once this additional information is available in the near future.

## 2. Methods

This work consisted of three major cheminformatics steps (see Fig. 2), described in detail below. First, the “splitPFAS” method was developed and used to identify whether a given PFAS was within the four PFAS categories of interest in this study. Second, the structures of the PFASs matching these patterns were manipulated according to defined rules and scenarios. The resulting modified structures were used as input for ClassyFire in the third step. The ClassyFire results were then compared with the common terminology recommended by Buck *et al.*,<sup>4</sup> discussed in the Results section.

### 2.1 Groups of PFASs of interest

In this study, the following groups of PFASs from the OECD list (structure categories 101 to 109, 201 to 209, and 401 to 410) were used as a test data set, including:

(a) perfluoroalkanoyl (PACF)-based compounds (or PACF derivatives);





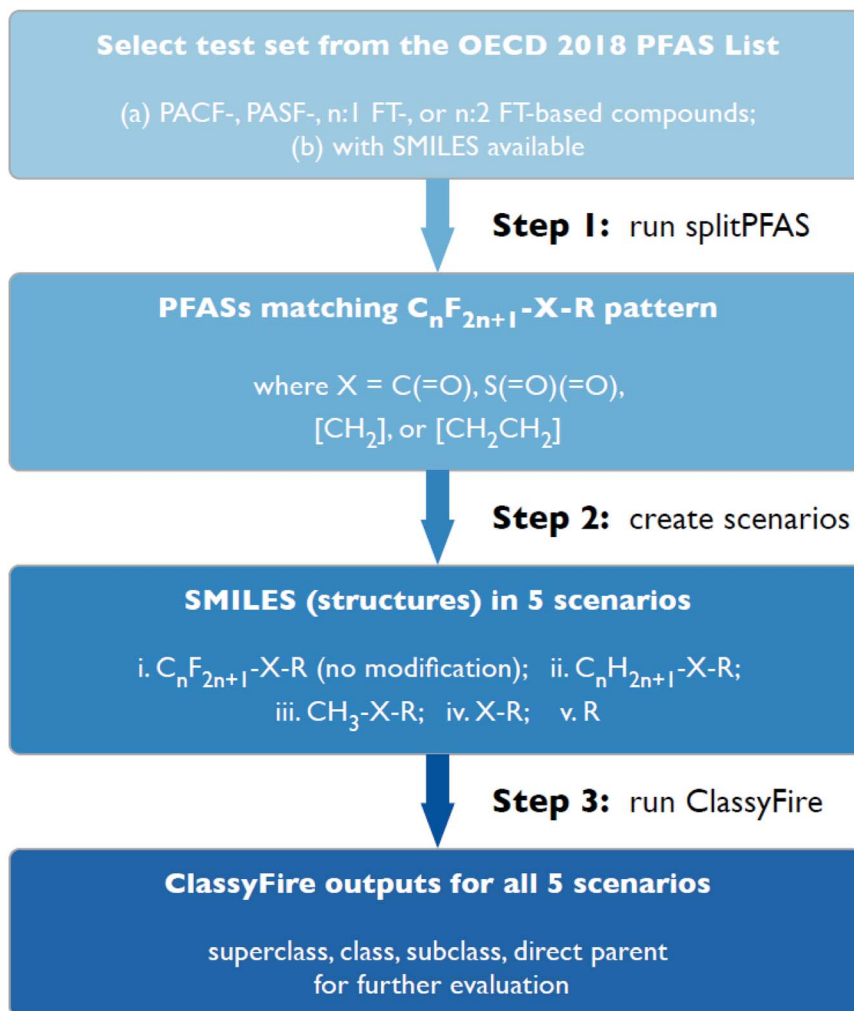


Fig. 2 Step-by-step workflow for selecting, splitting, modifying and categorizing PFASs in the current work.

(b) perfluoroalkane sulfonyl (PASF)-based compounds (or PASF derivatives); and

(c)  $n:1^*$  and  $n:2$  fluorotelomer (FT)-based compounds ( $n:1/n:2$  FTs).

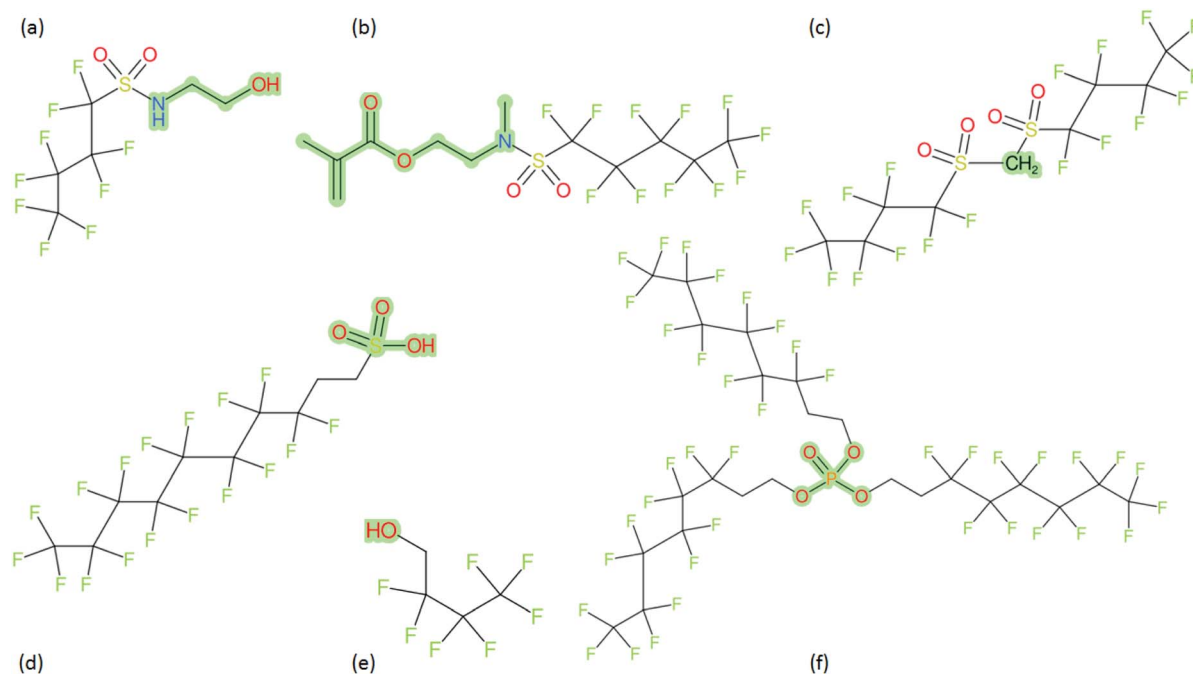
\*As known commercial  $n:1$  fluorotelomer-based compounds are not derived from the telomerization process, but rather from the reduction of perfluoroalkyl carboxylic acids,<sup>3</sup> they are not, strictly speaking, fluorotelomers. Despite this, they are termed “ $n:1$  FT-based compounds” here for readability, since the pattern of the perfluorocarbon:hydrocarbon chain is the same (*i.e.*,  $n:1$  vs.  $n:2$ ).

These groups display systematic patterns. The PACF derivatives can be represented with the generic formula  $C_nF_{2n+1}-CO-R$ , the PASF derivatives as  $C_nF_{2n+1}-SO_2-R$ , and the  $n:1/n:2$  FTs as  $C_nF_{2n+1}-CH_2-R/C_nF_{2n+1}-CH_2CH_2-R$ . Some example PASFs (top row, (a)–(c)) and FTs (bottom row, (d)–(f)) are given in Fig. 3 below, with the “R” group highlighted in green. The corresponding names, CAS\_RN, and SMILES (Simplified Molecular Input Line Entry System) code<sup>30</sup> of the R group, shown in blue as “R<sub>SMILES</sub>”, are given in the caption.

## 2.2 SMILES and SMARTS-based manipulations with splitPFAS

The systematic patterns, visible from the structures shown in Fig. 3 and the generic formulas given above, render these substances suitable for basic cheminformatics manipulations based on SMARTS,<sup>29</sup> an extension of SMILES able to specify substructures *via e.g.* wildcard atoms and logical operators (see Reference for further details). In fact, the green highlighting in Fig. 3 is performed using SMARTS functionality in the chemical drawing software used here, CDK Depict.<sup>31,32</sup> These systematic patterns mean that it would be possible to split the molecule into two parts, the perfluoroalkyl part ( $C_nF_{2n+1}$ ) and the R group, using a SMARTS-based recognition of the alpha carbon on the PFAS chain and the “dividing group” (which we will term “X” in this manuscript). In other words, using the test subjects  $C_nF_{2n+1}-CO-R$ ,  $C_nF_{2n+1}-SO_2-R$ ,  $C_nF_{2n+1}-CH_2-R$ , and  $C_nF_{2n+1}-CH_2CH_2-R$  as examples, all substances satisfy the pattern  $C_nF_{2n+1}-X-R$  where X is CO, SO<sub>2</sub>, CH<sub>2</sub> or CH<sub>2</sub>CH<sub>2</sub>. Using this information, it is possible to come up with some simple SMARTS codes to catch these cases:





**Fig. 3** Example PASFs (a–c) and FT-based (d–f) compounds, with  $R_{\text{SMILES}}$  highlighted in green. (a) FBSE (perfluorobutanesulfonamido ethanol), 34454-99-4,  $R_{\text{SMILES}}$ : OCCN. (b) MeFPeSEMA (*N*-methyl perfluoropentasulfonamido methylacrylate), 67584-60-5,  $R_{\text{SMILES}}$ : CN(CCO(=O)C(C)=C). (c) 1,1,1,2,2,3,3,4,4-Nonafluoro-4-[(1,1,2,2,3,3,4,4,4-nonafluorobutane-1-sulfonyl)methanesulfonyl]butane, 29214-37-7,  $R_{\text{SMILES}}$ : C or [CH2]. (d) 8:2 FTSA (8:2 fluorotelomer sulfonic acid), 39108-34-4,  $R_{\text{SMILES}}$ : OS(=O)(=O). (e) 3:1 FTOH (3:1 fluorotelomer alcohol), 375-01-9,  $R_{\text{SMILES}}$ : O. (f) 6:2 triPAP (6:2 fluorotelomer phosphate triester), 165325-62-2,  $R_{\text{SMILES}}$ : OP(=O)(O)O.

PACF derivatives:  $\text{FC(F)}([\text{C,F}])\text{C(=O)}[\text{!(C(F)(F)); !(F)}]$   
 $\text{X} = \text{C(=O)}$

PASF derivatives:  $\text{FC(F)}([\text{C,F}])\text{S(=O)(=O)}[\text{!(C(F)(F)); !(F)}]$   
 $\text{X} = \text{S(=O)(=O)}$

$n:2$  FTs:  $\text{FC(F)}([\text{C,F}])[\text{CH}_2][\text{CH}_2][\text{!(C(F)(F)); !(F)}]$   
 $\text{X} = [\text{CH}_2][\text{CH}_2]$

$n:1$  FTs:  $\text{FC(F)}([\text{C,F}])[\text{CH}_2][\text{!(C(F)(F)); !(F)}]$   $\text{X} = [\text{CH}_2]$

As SMARTS can be inherently tricky for users not intimately acquainted with SMILES, let alone SMARTS notation, “splitPFAS”, a program written in Java using the Chemistry Development Kit (CDK)<sup>32</sup> was created to implement this SMARTS-based pattern search with a simple input file that requires only the SMILES/SMARTS of the dividing group “X”, along with several options controlling the output. The SMARTS codes above can be interpreted as follows: (=O) refers to a double bonded oxygen, [CH2] specifies a carbon with exactly 2 hydrogens attached. FC(F)([C,F]) specifies a CF2 attached to either another F or C, *i.e.*, this detects the “alpha” carbon of the perfluorinated chain, while [!(C(F)(F)); !(F)] means that X (the SMARTS code in bold above) is not adjacent to a CF2 group or an F and thus identifies the R part of  $\text{C}_n\text{F}_{2n+1}\text{-X-R}$ .

The SMARTS detecting the PFAS alpha carbon (both parts of the non-bolded SMARTS code above) can be adjusted by advanced users *via* the optional input “pacs” (PFAS alpha

carbon SMARTS). The “splitPFAS” approach was integrated into the “MetFragTools” suite (current version 2.4.5 (ref. 33)), with source code and documentation available on GitHub.<sup>34</sup> Accompanying R scripts and functions are documented and available for use *via* the RChemMass package in GitHub<sup>35</sup> and as part of the ESI,<sup>†</sup> along with user instructions on how to use splitPFAS. The SMARTS implemented by default in the current version were designed to handle the case studies in the proof-of-concept approach described here, *i.e.*, focusing on saturated, linear isomers of the perfluoroalkyl part ( $\text{C}_n\text{F}_{2n+1}$ ). Other forms of the perfluoroalkyl part (*e.g.*, unsaturated and/or branched or cyclic isomers) can be captured (*e.g.*, in future studies) by adjusting the SMARTS with the “pacs” option described above.

The order of the SMARTS in the splitPFAS input file (example available online)<sup>36</sup> is important, as it determines the processing order of the list of PFASs. For instance, the order used here is:

$\text{C(=O)}$

$\text{S(=O)(=O)}$

$[\text{CH}_2][\text{CH}_2]$

$[\text{CH}_2]$

such that first the pattern for PACF derivatives is searched, then PASF derivatives, then  $n:2$  fluorotelomers, then  $n:1$  fluorotelomers. Should the pattern be found, the molecule is “split”



into the respective parts (PFAS-part, X and R), otherwise the next pattern is attempted, and so on. If the file includes an empty line at the end, molecules that fulfil the  $C_nF_{2n+1}-R$  are also split (*i.e.*, the case where there is no dividing group “X”). The output of splitPFAS includes the SMILES of “X”, “ $C_nF_{2n+1}-X$ ” and the R group (separated by “|” if more than one), as well as the number of PFAS parts and an error message if the splitting failed. Further documentation of splitPFAS is available in the ESI† and from the GitHub site,<sup>34</sup> while more examples and details are given in the results section below (Section 3.1).

### 2.3 Calculation with ClassyFire using different scenarios

As mentioned in the introduction, ClassyFire uses chemical structures and structural features to automatically categorize chemicals into a specially designed ontology. Pre-calculated results, as well as results from new calculations can be accessed *via* a freely accessible web server at <http://classyfire.wishartlab.com>. In this study, the web server was accessed using InChIKeys (to retrieve pre-calculated results) and SMILES (for new calculations) from the OECD PFAS list *via* R. The script is available in the ESI.

The ClassyFire workflow contains four steps: (1) pre-processing of the chemical entity; (2) feature extraction; (3) rule-based category assignment and category reduction; and (4) selection of the direct parent.<sup>32</sup> Briefly, the categorization starts with the calculation of the physico-chemical (*e.g.* mass and  $pK_a$ ) and structural properties (*e.g.* number of aromatic or aliphatic rings) of the query compound. Then, a list of structural features is generated based on a combination of property calculations and superstructure search, which is performed on a built-in library of over 9000 manually designed SMARTS patterns and Markush structures.<sup>23</sup> Each feature in the list is then assigned to a category in the taxonomy according to a manually compiled dictionary, which contains the weighting and category of each feature. After that, a non-redundant list of chemical categories is constructed and the category of the largest structural feature that describes the compound is selected as the direct parent. However, when the largest structural feature is less informative in describing the compound, the category of the most descriptive feature is defined as the direct parent. Such cases are handled by a manually compiled set of exceptions in ClassyFire. In ClassyFire, the taxonomy categories are defined by unambiguous, computable structural rules, and are named using a consensus-based nomenclature. In this study, four outputs from ClassyFire (superclass, class, subclass and direct parent) were evaluated for their potential to be used in systematic categorization and naming of PFASs by comparing with the common terminology recommended by Buck *et al.*<sup>4</sup>

To explore how different structures may influence the ClassyFire results, especially as ClassyFire was not developed with PFASs in mind, the PFASs of interest (*i.e.*, PACF derivatives, PASF derivatives, and  $n:1/n:2$  FTs) were manipulated using splitPFAS into five scenarios. To start, the SMILES of the structure  $C_nF_{2n+1}-X-R$ , was split into the fluorinated ( $C_nF_{2n+1}$ ), dividing group (X), and non-fluorinated functional group (R) parts using splitPFAS. These were then used in various

combinations, with each scenario documented below in terms of the pattern  $C_nF_{2n+1}-X-R$ . The SMILES codes of the structures resulting from the following scenarios were then taken as inputs for ClassyFire. The scenarios were:

- (i)  $C_nF_{2n+1}-X-R$  The structure was not modified;
- (ii)  $C_nH_{2n+1}-X-R$  The structure was converted into a non-fluorinated analogue (*i.e.*, replacing F with H in the PFAS part);
- (iii)  $H_3C-X-R$  The fluorinated part was discarded and a methyl added to X, which was re-combined with R to form  $H_3C-X-R$  and thus compensated for the missing PFAS chain;
- (iv)  $X-R$  As in scenario (iii), but only the SMILES of  $X-R$ ;
- (v)  $R$  As in scenario (iv), but only the SMILES of R.

The rationale behind these scenarios is as follows. Scenario (i) formed the base case; ideally this case would yield the desired categorization results, but as ClassyFire was not trained on many PFASs, this was not expected initially in all cases. Scenario (ii) was created to determine whether, instead, ClassyFire could generate sufficiently informative results on the analogous non-fluorinated structure (as alkyl chains are generally far more prevalent than perfluoroalkyl chains). To remove the influence of the perfluorinated carbon chain on the results entirely, scenario (iv) was conceived. This initially generated many errors that could be resolved by adding a methyl group; this became scenario (iii). An additional concern with scenario (iv), which was easier to implement than scenario (iii), was that the replacement of a (perfluoro)alkyl chain with a sole hydrogen (a result of SMILES manipulation) could lead to miscategorization of the functional group (*e.g.* an ether becomes an alcohol). Since splitPFAS could actually already separate the perfluorinated part and the functional group “X”, finally scenario (v), containing only the R group, was used as the simplest case to assess the potential of ClassyFire for categorization.

Several examples of scenarios (i) to (iii) are shown in Fig. 4, giving one selected compound for each major case (*i.e.* PASF, PACF,  $n:1$  FT,  $n:2$  FT). The “X” group is shown in green; thus the  $X-R$  and R groups in scenarios (iv) and (v) can be interpreted easily from the column showing scenario (iii). While the splitPFAS method in the Java program can handle structures that result in multiple perfluorinated carbon chains or multiple non-fluorinated parts after splitting (*e.g.* Fig. 3(c) and (f)), these were not taken into further consideration for ClassyFire at this stage, primarily for simplicity in presenting the results at this proof-of-concept stage, but are discussed further below.

## 3. Results

### 3.1 Results from splitPFAS

As mentioned in Section 2.1, the splitPFAS tool was used to split the input SMILES from the selected OECD PFASs following the “ $C_nF_{2n+1}-X-R$ ” pattern according to the given SMARTS of the dividing group “X” (listed above). The output of splitPFAS includes the SMILES of “X”, “ $C_nF_{2n+1}-X$ ” and the R group (separated by “|” if more than one), as well as the number of PFAS parts and an error message if the splitting failed. Several examples are given in Table 1; the complete results are in the ESI.† As mentioned above, the order of SMARTS in the file



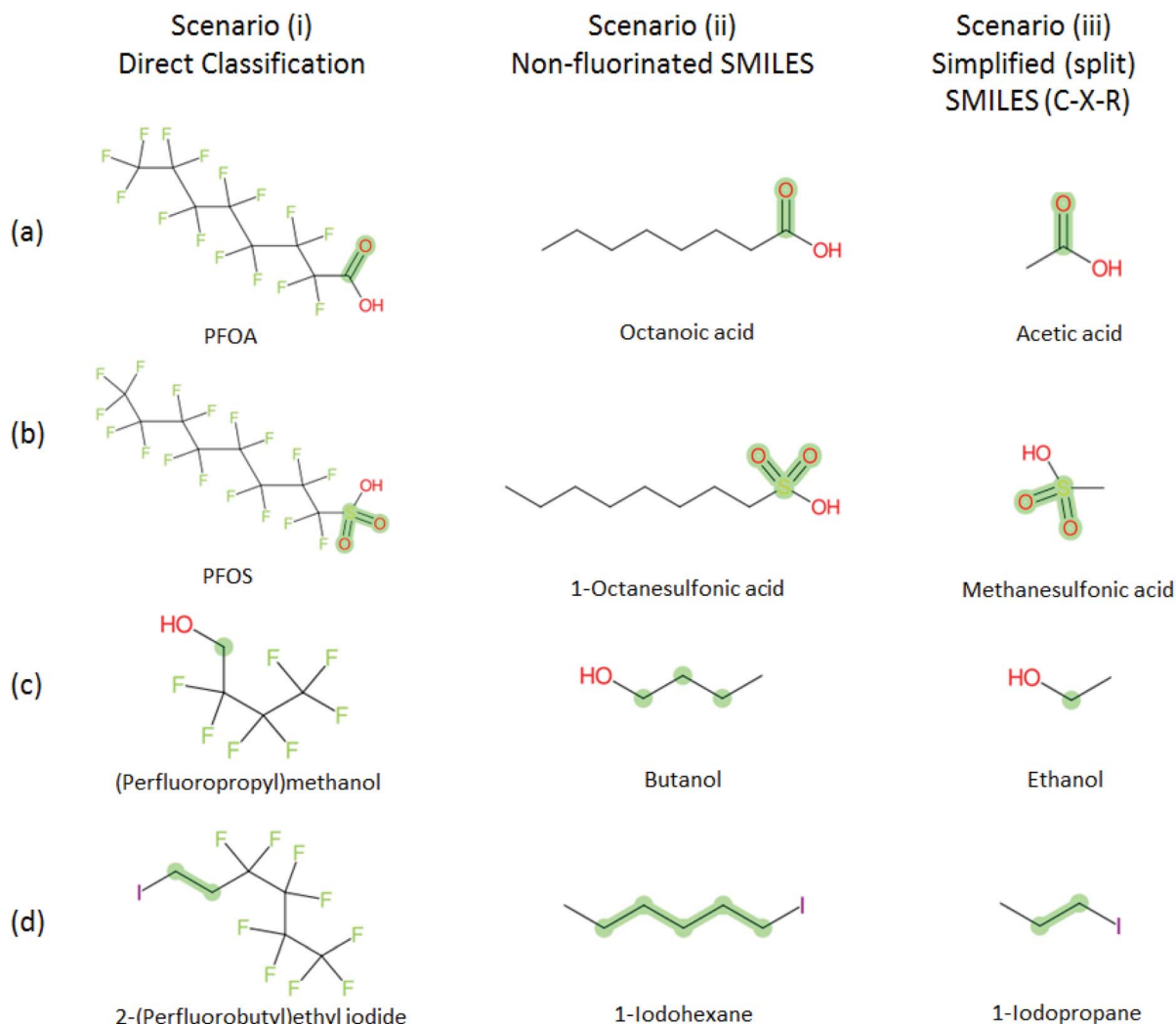


Fig. 4 Scenarios (i), (ii) and (iii) for X = (a) C(=O) (b) S(=O)(=O) (c) [CH<sub>2</sub>] (d) [CH<sub>2</sub>][CH<sub>2</sub>]. The corresponding compound information is in the ESI.† Green highlights indicate the SMARTS pattern ("X").

determines the processing order and thus the order of the given SMARTS may have an influence on the results. For instance, if [CH<sub>2</sub>] is listed before [CH<sub>2</sub>][CH<sub>2</sub>] in the SMARTS file, the latter entry would be useless, as all SMILES matching this pattern would also match the preceding SMARTS and thus have already been processed. The results below were processed using the order given in Section 2.2.

Fig. 5 illustrates an overview of the results from splitPFAS. In total, out of the 770 compounds selected from the latest OECD PFAS list (*i.e.*, those with structure code 101–109, 201–209 and 401–410), splitPFAS performed as designed for 621 compounds (52, 168, 155 and 246 were split by "C(=O)", "S(=O)(=O)", "[CH<sub>2</sub>]" and "[CH<sub>2</sub>][CH<sub>2</sub>]", respectively). Among them, 548 compounds (50, 156, 142, and 200 for compounds split by "C(=O)", "S(=O)(=O)", "[CH<sub>2</sub>]" and "[CH<sub>2</sub>][CH<sub>2</sub>]", respectively) match the pattern "C<sub>n</sub>F<sub>2n+1</sub>-X-R" and were further used as inputs in ClassyFire. The others that were correctly split using splitPFAS (73 compounds) had either two or more "C<sub>n</sub>F<sub>2n+1</sub>" or "R" groups and were not used as inputs in ClassyFire, primarily for simplicity at this proof-of-concept phase. As mentioned

above, splitPFAS was run with the SMARTS [CH<sub>2</sub>][CH<sub>2</sub>] (for *n*:2 FTs) before [CH<sub>2</sub>] (for *n*:1 FTs) to ensure that these cases were treated correctly. The remaining 149 compounds were not correctly split using splitPFAS because their molecular structures were outside the patterns pre-defined in the current version of splitPFAS, including:

- (1) the perfluoroalkyl chain was branched or cyclic (10 compounds),
- (2) the perfluoroalkyl chain was unsaturated (7 compounds),
- (3) the fluoroalkyl chain was not perfluorinated (23 compounds),
- (4) the R group was a single F atom (15 compounds),
- (5) the dividing groups (X) were outside the SMARTS notation used in splitPFAS (90 compounds, see Section 2.2), and
- (6) a combination of the factors above (4 compounds).

Details on these cases (and possible extensions to resolve them in future studies) are discussed further in Section 4 below.

In addition, the splitPFAS results were compared with the manually curated structure codes given in the latest OECD PFAS list.<sup>1,13</sup> In total, eleven compounds were identified as being







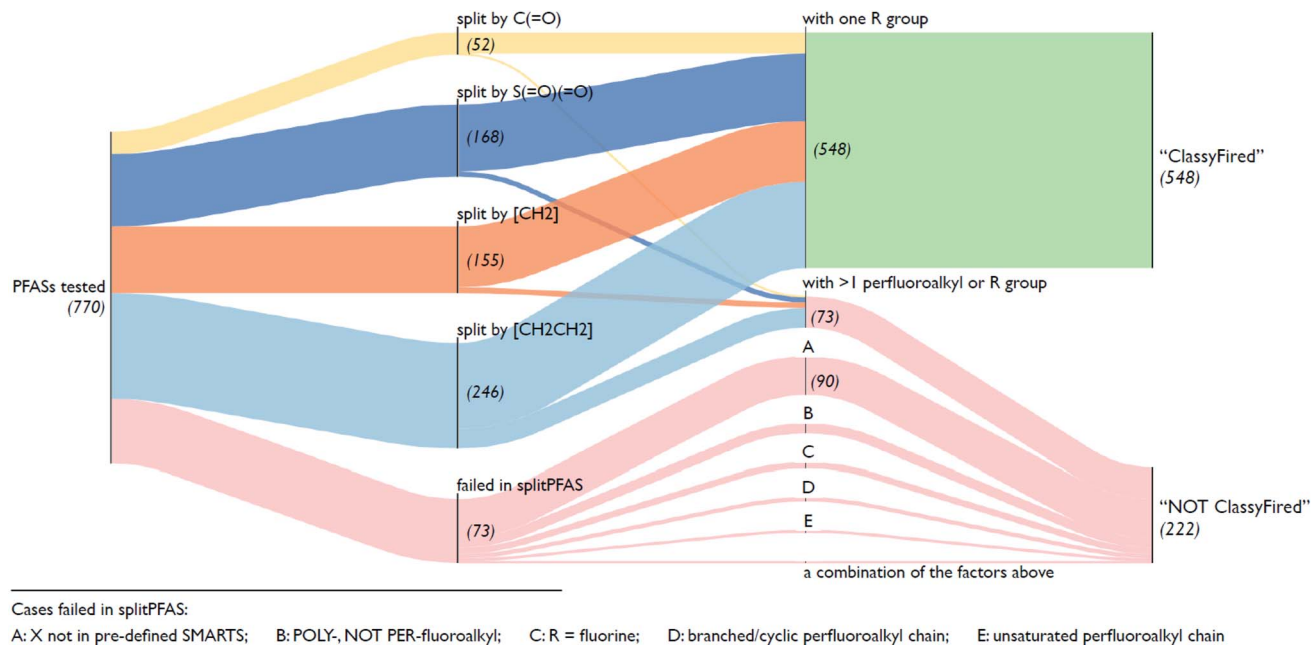


Fig. 5 Overview of results from splitPFAS.

**Simple  $n:1/n:2$  FT compounds.** For relatively simple  $n:1$  and  $n:2$  FT-based compounds, ClassyFire provides similar and meaningful results (for a given compound, per scenario) for almost all five scenarios, which could potentially be directly used as a basis for naming these PFASs. Several examples are given in Table 2. In a few cases, the output was too general to be useful in scenario (i) and (ii), indicated with red shading in Table 2. Taking CAS\_RN 375-01-9 (first row, Table 2) as an example, if results from splitPFAS (*i.e.*, “ $n:1$  fluorotelomer”) and ClassyFire (*e.g.* scenario (iii), sub-class name: “alcohols and polyols”; direct parent name: “primary alcohols”) are combined manually, it would yield “ $n:1$  fluorotelomer alcohols”, which is in line with the terminology recommended by Buck *et al.*<sup>4</sup> This applies to all other cases listed in Table 2, although not quite sufficiently precise for CAS\_RN 19430-93-4 (row 7, highlighted red). Additionally, in some cases, ClassyFire has been fine tuned to recognize certain fluorotelomers, such as in scenario (i), CAS\_RN 755-40-8 (Table 2, row 5), where ClassyFire directly assigned the direct parent name as “fluorotelomer alcohol”.

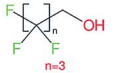
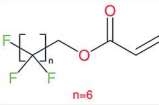
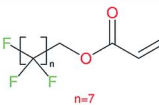
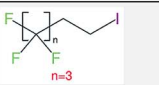
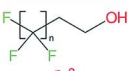
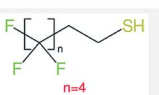
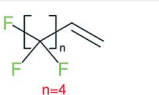
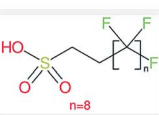
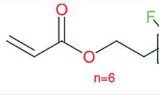
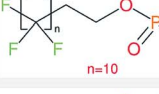
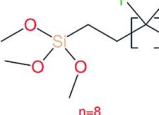
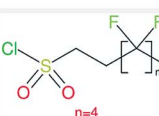
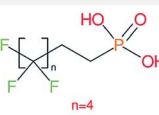
**Complex  $n:1/n:2$  FT compounds.** Several examples of ClassyFire results for more complex  $n:1/n:2$  FTs are given in Table 3. In contrast to the above, the ClassyFire results would not be a suitable basis for naming these more complex PFASs directly, as the ClassyFire results only provided information on a part of the functional group R. For example, taking CAS\_RN 48077-95-8 (Table 3, row 3), the ClassyFire results (sub-class name: “acrylic acids and derivatives”; direct parent name: “acrylic acid esters”) capture only the  $-O-C(O)-CH=CH_2-$  moiety, but not the  $-N(CH_3)CH_2CH_2-$  moiety. Therefore, for these cases it seems key pieces of information are missing in the ClassyFire results that would be necessary to name the PFASs correctly. While other parts of the ClassyFire output (other than sub-class name and direct parent name) were also

considered, the general pattern described here holds over all output types.

**PACF and PASF derivatives.** In contrast to  $n:1$  and  $n:2$  FTs, the ClassyFire results for PACF and PASF derivatives vary considerably among scenarios (see Table 4). In general, scenario (iv) and (v) generated many non-meaningful results, particularly in the case of acids (*e.g.* CAS\_RN 375-85-9, PFHpA, scenario (v), sub-class name: none; direct parent name: “homogeneous other non-metal compounds”) and amides (*e.g.* CAS\_RN 423-54-1, scenario (v), sub-class name: none; direct parent name: “homogeneous other non-metal compounds”). Among the other three scenarios, in scenario (i) again it is evident that ClassyFire has been fine tuned in some cases (*e.g.* by assigning direct parent name “perfluoroalkyl carboxylic/sulfonic acids and derivatives” to the compounds in the first seven rows of Table 4). While these assignments are correct, they are too general for the naming of these compounds and this can in fact already be achieved with splitPFAS alone. Therefore, scenario (i) is not further recommended for these substances. Scenario (ii) and (iii) both yielded the same results in many cases, with few exceptions. Similarly to  $n:1$  and  $n:2$  FTs, when the molecular structures of the PACF/PASF derivatives are rather simple, the splitPFAS and ClassyFire results could potentially be combined to provide a good basis for naming the compounds. Using CAS\_RN 30334-69-1 as an example, by combining the splitPFAS (“perfluoroalkane sulfonyl”) and ClassyFire (direct parent name: “organosulfonamides”) results, it would give “perfluoroalkane sulfonamides”, which is in line with the recommendation by Buck *et al.*<sup>4</sup> In contrast, for more complex structures, the ClassyFire results again only reflect part of the functional group, R (*e.g.* CAS\_RN 34454-97-2, direct parent



**Table 2** Selected ClassyFire results (sub-class names) for *n*:1 and *n*:2 fluorotelomer-based compounds with simple example molecules. Red shading indicates outliers. Yellow shading indicates special rules set in ClassyFire. Entries in round brackets are the “direct parent name”

PFAS Groups	CAS_RN	Example structure	Scenario (i)	Scenario (ii)	Scenario (iii), (iv), (v)
n:1 fluorotelomer alcohols (n:1 FTOHs)	375-01-9		Fluorohydrins (fluorohydrins)	Alcohols and polyols (primary alcohols)	Alcohols and polyols (primary alcohols)
n:1 fluorotelomer acrylate	559-11-5		Acrylic acids and derivatives (acrylic acid esters)	Acrylic acids and derivatives (acrylic acid esters)	Acrylic acids and derivatives (acrylic acid esters)
n:1 fluorotelomer acrylate	307-98-2		Acrylic acids and derivatives (acrylic acid esters)	Fatty alcohol esters (fatty alcohol esters)	Acrylic acids and derivatives (acrylic acid esters)
n:2 fluorotelomer iodides (n:2 FTIs)	1513-88-8		Organoiodides (organoiodides)	Organoiodides (organoiodides)	Organoiodides (organoiodides)
n:2 fluorotelomer alcohols (n:2 FTOHs)	755-40-8		Alkyl fluorides (fluorotelomer alcohol)	Alcohols and polyols (primary alcohols)	Alcohols and polyols (primary alcohols)
n:2 fluorotelomer thiols	34451-25-7		Alkylthiols (alkylthiols)	Alkylthiols (alkylthiols)	Alkylthiols (alkylthiols)
n:2 fluorotelomer olefins (n:2 FTOs)	19430-93-4		Organofluorides (organofluorides)	Unsaturated aliphatic hydrocarbons (unsaturated aliphatic hydrocarbons)	Unsaturated aliphatic hydrocarbons (unsaturated aliphatic hydrocarbons)
n:2 fluorotelomer sulfonic acids (n:2 FTSAs)	39108-34-4		Organosulfonic acids (organosulfonic acids)	Organosulfonic acids (organosulfonic acids)	Organosulfonic acids (organosulfonic acids)
n:2 fluorotelomer acrylate	17527-29-6		Acrylic acids and derivatives (acrylic acid esters)	Fatty alcohol esters (fatty alcohol esters)	Acrylic acids and derivatives (acrylic acid esters)
n:2 fluorotelomer alcohol, phosphate esters (PAPs)	57678-05-4		Phosphate esters (monoalkyl phosphates)	Phosphate esters (monoalkyl phosphates)	Phosphate esters (monoalkyl phosphates)
n:2 fluorotelomer silane	83048-65-1		Organosilicon compounds (trialkoxysilanes)	Organosilicon compounds (trialkoxysilanes)	Organosilicon compounds (trialkoxysilanes)
n:2 fluorotelomer sulfonyl halides	27619-88-1		Sulfonyl chlorides (sulfonyl chlorides)	Sulfonyl chlorides (sulfonyl chlorides)	Sulfonyl chlorides (sulfonyl chlorides)
n:2 fluorotelomer phosphonic acids	252237-40-4		Organic phosphonic acids (organic phosphonic acids)	Organic phosphonic acids (organic phosphonic acids)	Organic phosphonic acids (organic phosphonic acids)

name: “organosulfonamides”) and thus do not contain all the information necessary for naming the PFASs properly.

### 3.3 Combining splitPFAS and ClassyFire

In summary, splitPFAS worked as designed, and could successfully distinguish different predefined patterns of

PFASs and thus be used to categorize and identify PFASs of interest. The cases that were not considered in this manuscript are discussed in more detail below. In contrast, the ClassyFire results were more mixed. Among the five scenarios examined for PFASs, scenario (iii) appears to be most reasonable for future use. For PFASs with simple molecular



**Table 3** Selected ClassyFire results (sub-class names) for  $n:1$  and  $n:2$  fluorotelomer-based compounds with more complex examples. Orange shading indicates an exception to the rules in splitPFAS. Entries in round brackets are the “direct parent name”

CAS_RN	Structure	Scenario (i)	Scenario (ii)	Scenario (iii), (iv), (v)
142623-70-9		Aryl thioethers (aryl thioethers)	Aryl thioethers (aryl thioethers)	Aryl thioethers (aryl thioethers)
34455-22-6		Organosulfonic acids and derivatives (organosulfonamides)	Organosulfonic acids and derivatives (organosulfonamides)	Organosulfonic acids and derivatives (organosulfonamides)
48077-95-8		Acrylic acids and derivatives (acrylic acid esters)	Acrylic acids and derivatives (acrylic acid esters)	Acrylic acids and derivatives (acrylic acid esters)
66008-67-1		Acrylic acids and derivatives (acrylic acid esters)	Acrylic acids and derivatives (acrylic acid esters)	Acrylic acids and derivatives (acrylic acid esters)
66008-71-7		Amino acids, peptides, and analogues (alpha amino acids)	Amino acids, peptides, and analogues (alpha amino acids)	Amino acids, peptides, and analogues (alpha amino acids)
30769-91-6		Thioesters (thioesters)	Thioesters (thioesters)	No input SMILES or InChIKey [branched chain does not meet current splitPFAS pattern requirements]

structures, it seems that ClassyFire results, when combined with splitPFAS results, could potentially be a good basis for systematically naming PFASs, whereas for more complex structures, the ClassyFire results are not yet sufficient for such purpose and more extensive training or development of ClassyFire may be needed for PFASs. In the following section, these results are assessed and discussed in more detail to propose possible strategies and next steps to further improve this concept.

## 4 Discussion

### 4.1 Overall

The results presented above indicate a few general trends, which will be discussed here with the perspective of scaling this up to future categorization/naming efforts of a greater range of

PFASs. In general, splitPFAS is able to identify pre-defined PFAS patterns as designed and thus holds the potential for automated categorisation of PFASs. ClassyFire yielded interpretable results for  $n:1/n:2$  FTs with rather simple functional groups, although the categories were sometimes a little broad, while for the more complex functional groups, the classification seems to correspond with only part of the functional group. ClassyFire also generally yielded interpretable results for the PASF/PACF-based derivatives, but for these cases the direct classification (scenario (i)) was less useful, since the splitPFAS output already takes care of the pattern that required classification. In processing the ClassyFire results, several examples appeared where compound-specific rules seem to be incorporated into ClassyFire, for instance the  $n:2$  fluorotelomer alcohols (e.g. row 5, Table 2) and Table 4, row 1. For the latter, the sub-class name “alkyl fluorides” does not make much sense in the context of the





**Table 4** Examples of ClassyFire results (sub-class names, with "direct parent name" in round brackets) of PACF/PASF-based compounds. Dark blue shading indicates cases capturing the full structure, light blue shading indicates cases where only part of the structure was considered, orange shading indicates special rules in ClassyFire, while red indicates errors during calculations

Class	CAS_RN	Example	n	Scenario (i)	Scenario (ii)	Scenario (iii)
PFCAs	375-22-4		3	Alkyl fluorides (PFCA and derivatives)	Fatty acids and conjugates (straight chain fatty acids)	Carboxylic acids (carboxylic acids)
PFSAs	375-73-5		4	Alkyl fluorides (PFSA and derivatives)	Organosulfonic acids and derivatives (organosulfonic acids)	Organosulfonic acids and derivatives (organosulfonic acids)
Perfluoro acyl amides	662-50-0		3	Alkyl fluorides (PFCA and derivatives)	Fatty amides (fatty amides)	Carboximide acids (carboximide acids)
Perfluoro acyl amides	85938-56-3		7	Alkyl fluorides (PFCA and derivatives)	Fatty amides (N-acyl amides)	Carboxylic acid derivatives (acetamides)
Perfluoro acyl amides	41358-63-8		7	Alkyl fluorides (PFCA and derivatives)	Fatty amides (N-acyl amides)	Carboxylic acid derivatives (acetamides)
Perfluoro acyl amides	53296-64-3		3	Alkyl fluorides (PFCA and derivatives)	Organosilicon compounds (trialkylheterosilanes)	Organosilicon compounds (trialkylheterosilanes)
FASAs	30334-69-1		3	Alkyl fluorides (Perfluoroalkyl sulfonic acid and derivatives)	Organosulfonic acids and derivatives (organosulfonamides)	Organosulfonic acids and derivatives (organosulfonamides)
FASAs	68298-12-4		4	Organosulfonic acids and derivatives (organosulfonamides)	Organosulfonic acids and derivatives (organosulfonamides)	Organosulfonic acids and derivatives (organosulfonamides)
FASEs	34454-97-2		4	Alkyl fluorides (Perfluoroalkane sulfonamidoethanols)	Organosulfonic acids and derivatives (organosulfonamides)	Organosulfonic acids and derivatives (organosulfonamides)
FASAAs	40630-65-7		4	Organosulfonic acids and derivatives (organosulfonamides)	Organosulfonic acids and derivatives (organosulfonamides)	Organosulfonic acids and derivatives (organosulfonamides)
FASAAs	68555-78-2		5	Organosulfonic acids and derivatives (organosulfonamides)	Organosulfonic acids and derivatives (organosulfonamides)	Organosulfonic acids and derivatives (organosulfonamides)
FASAAs	68239-75-8		7	Organosilicon compounds (Trialkylheterosilanes)	Organosilicon compounds (Trialkylheterosilanes)	Organosilicon compounds (Trialkylheterosilanes)
FASAAs	67584-59-2		4	Organosulfonic acids and derivatives (organosulfonamides)	Organosulfonic acids and derivatives (organosulfonamides)	Organosulfonic acids and derivatives (organosulfonamides)
FASAAs	17329-79-2		4	Acrylic acids and derivatives (Acrylic acid esters)	Acrylic acids and derivatives (Acrylic acid esters)	ClassyFire Server Error
FASAAs	38850-52-1		6	Amino acids, peptides, and analogues (alpha amino acids and derivatives)	Amino acids, peptides, and analogues (alpha amino acids and derivatives)	Amino acids, peptides, and analogues (alpha amino acids and derivatives)

structure, but the direct parent name (perfluoroalkyl carboxylic acid and derivatives) is very specific.

The results demonstrate that the combination of expert knowledge and cheminformatics techniques will be needed to

improve the characterization, categorization and naming of PFASs – if the patterns can be represented systematically in a cheminformatics format, this expert knowledge and lists of substances can be combined to form a large training set to



generate PFAS-specific rules for ClassyFire, which could then be accessible to the community and thus available to research groups performing *e.g.* non-target screening of PFASs. This sharing of various expertise will be critical to move the field forwards.

A logical next step to build on this work would be to expand the SMARTS definitions for the dividing group “X” to cover other major PFAS groups (*i.e.*, those not considered in this manuscript) and to adjust the PFAS alpha carbon SMARTS, if necessary, to capture some of the (few) specialised cases that fail to split properly. These cases are discussed in more detail in Section 4.2 below. The results above show that output from splitPFAS is, at this stage, already enough to assist categorizing PFASs and in curating lists, and would potentially provide the detailed training set needed to generate a specialised set of rules for a highly customized ClassyFire for PFASs. Future work should investigate whether a resulting specialised ClassyFire-based ontology, based on splitPFAS categorization, could be used for automated naming of PFASs; currently the results do not yet appear to capture the detail of the R groups to produce sufficiently informative names. As splitPFAS is able to divide PFASs into a variety of different scenarios, it will be possible to investigate several different options in future work, once further SMARTS groups are defined. It is interesting to note, especially with respect to potential future efforts, that scenario (iii) was the most promising input into ClassyFire when scenario (i) failed to yield good results. While scenario (iii) was originally prepared by adjusting splitPFAS outputs in an R script (see ESI<sup>†</sup>), this scenario has been directly incorporated into splitPFAS for future use.

## 4.2 Extending splitPFAS beyond the original scope

This study focused on structures in the various selected groups on the OECD list (*i.e.*, structure code 101 to 109, 201 to 209 and 401 to 410). Six major cases were identified that did not fit the patterns defined currently in the splitPFAS approach, or the approach taken here in general; here we discuss these in more detail with specific examples. Most cases mentioned in Section 3.1 above are shown in Table 5, with an example structure and an explanation. Since these are best viewed side-by-side, we refer the reader to the table for more information on these cases.

For one special case, branched fluorotelomer structures, the SMARTS [CH2][CH] was included in early splitPFAS calculations *via* the splitPFAS SMARTS input file, to capture these cases and include possible branched and ring FT structures (*i.e.*, where the branching occurs on the FT part, the one or two non-fluorinated carbons). However, this pattern caused incorrect splitting results for some compounds, such as breaking down of ring structures in the “R group” (*e.g.* CAS\_RN 1765-92-0) or yielding more than one “R group” (*e.g.* CAS\_RN 38550-34-4). After removing the [CH2][CH] pattern, those compounds could be correctly split by [CH2]. Therefore, given the complexity of the structure of PFASs, it was decided not to consider this case in this investigation, as they do not strictly follow the *n*:1 or *n*:2 FT patterns chosen. It is, however,

possible to process them with the existing splitPFAS method. Again, the patterns and the order of the patterns should be carefully selected when using splitPFAS in order to achieve optimal splitting results. For greater clarity, it is likely that subsets of lists should be processed using different SMARTS lists as input for different group of compounds to avoid such conflicts in patterns, *i.e.*, first processing simple cases and then adjusting splitPFAS inputs to account for more complicated cases and run these only on those entries that fail the simple cases. This is discussed further below.

For a further special case, perfluoroalkene derivatives, no example is shown in Table 5. These examples all failed due to a combination of factors, including the presence of an unsaturated perfluoroalkyl chain and the fact that X did not match the functional groups chosen. However, as these cases do exist in the list, future efforts should consider the possibility of unsaturation in the perfluoroalkyl chain, as well as linear and branched perfluoroalkyl chains, and ring structures. The necessary features to do this are already built into the splitPFAS approach.

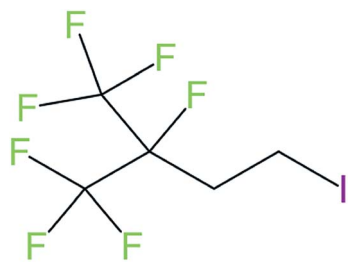
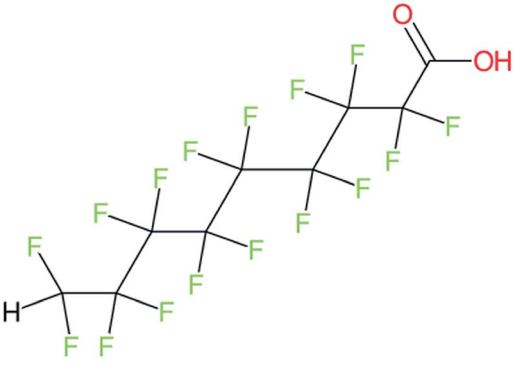
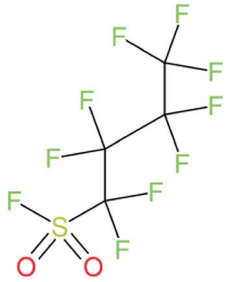
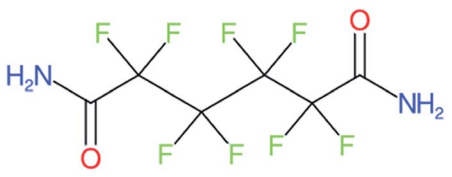
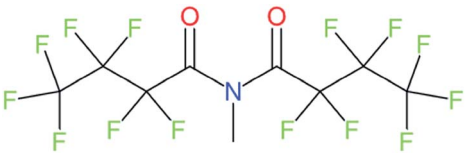
In light of the results presented here and all cases in this section, the functionality of the original splitPFAS was extended to allow users to adjust the SMARTS used to identify where to “split” the structures, accessible *via* the option “pacs” (PFAS Alpha Carbon SMARTS).<sup>33</sup> Care should be taken when trying new SMARTS for the “pacs” and “X” groups, to avoid incorrect splitting, it is likely that optimal results will be achieved when experts in PFASs and cheminformatics join forces to design optimal SMARTS codes for various PFAS groups.

## 4.3 Issues caused by tautomeric structures

Cheminformatics approaches also have their limitations, and tautomeric structures are often difficult cases to handle. While it is often easy for a trained chemist to see the equivalence in tautomers due to resonance, this can be very difficult to program into a computer (even the InChI algorithm has several tautomer-related issues). A variety of established cheminformatics toolkits exist; here we have used the CDK, whereas ClassyFire is largely implemented using ChemAxon.<sup>23</sup> While these are generally compatible, differences in structural interpretation can occur, especially for large and challenging structures with several tautomeric forms. Furthermore, choosing to work off the efficient SMILES notation (which is semi-human readable, as done here) rather than more information-rich formats like MOL formats can exacerbate this, as each SMILES has to be interpreted by the toolkit into a richer form for manipulation. Two entries in this work where this appears to have happened are highlighted red in Table 4 (rows 3 and 4) and the suspected tautomerization shown in Fig. 6. This structure was depicted as drawn on the left on the 4 major open depiction tools displayed in AMBIT<sup>37</sup> (<https://apps.ideaconsult.net/ambit2/depict> using the SMILES NC(=O)C(F)(F)C(F)(F)C(F)(F)F in the respective field) and is also displayed as such on the CompTox Chemicals Dashboard, which uses ChemAxon for depiction, so it is not clear how the



Table 5 Selected cases outside the current scope of splitPFAS.

CAS_RN	Example structure	Explanation
<b>Branched or cyclic perfluoroalkyl chains</b>		
99324-96-6 Other examples: 28788-68-3 (ring)		This structure contains a branched perfluoroalkyl chain with two terminal CF <sub>3</sub> groups. To capture these, the default “pacs” SMARTS may need adjusting in future studies. It is likely that results for scenarios (iii) to (v) would be similar to those already observed
<b>Polyfluoroalkyl (not perfluoroalkyl) chain</b>		
76-21-1		The default “pacs” SMARTS in splitPFAS currently searches for C–C or C–F bonds, thus any structures with a non-C or F atom in the fluoroalkyl chain will not fulfil the pattern, like here where the pattern is H–(C <sub>n</sub> F <sub>2n</sub> )–X–R, where here X = C(=O). Other members followed <i>e.g.</i> a Cl–(C <sub>n</sub> F <sub>2n</sub> )–X–R pattern. These can be captured by adjusting the “pacs” option
<b>The functional group R is F only</b>		
375-72-4		These substances likewise failed the SMARTS pattern encoded into splitPFAS, which currently excludes compounds with a generic formula C <sub>n</sub> F <sub>2n+1</sub> –X–F. This could be addressed by adjusting the “pacs” option as well in future studies
<b>Multiple R groups</b>		
355-66-8		These examples were outside the scope defined for this article, examples of the form R <sub>1</sub> –X–(C <sub>n</sub> F <sub>2n</sub> )–X–R <sub>2</sub> are split correctly, but result in two PFAS chain results, which we did not consider further here
<b>Multiple X Groups</b>		
73980-71-9		For compounds in the form of (C <sub>n</sub> F <sub>2n+1</sub> )X–R–X(C <sub>m</sub> F <sub>2m+1</sub> ), the main issue is how to define C–X–R. There are built-in options to try various splitPFAS options in future studies

reinterpretation happened in ClassyFire to yield a false classification (carboximidic acid instead of perfluoroacyl amide). While cases such as these will happen with any automated

approach, they are relatively rare and could be captured in the future using a consensus tautomer approach; chemical databases like PubChem<sup>38</sup> and the CompTox Chemicals



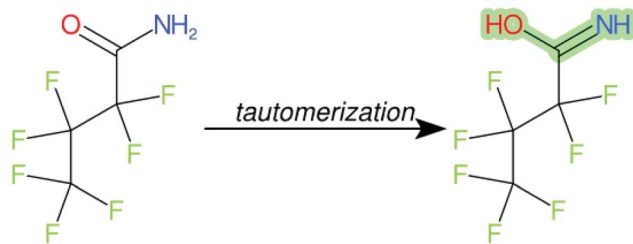


Fig. 6 The categorization of the perfluoroacyl amide as a carboximidic acid by ClassyFire (Table 4, rows 3 and 4) is likely due to tautomerization at some point during the ClassyFire workflow.

Dashboard<sup>19</sup> and others are continually improving their handling of tautomers.

## 5. Outlook

In this study, two cheminformatics approaches (*i.e.*, splitPFAS and ClassyFire) were evaluated to explore the potential of using such automated, open tools to enable stakeholders to systematically categorize and name PFASs. In particular, splitPFAS has proven useful to identify specific PFAS patterns and thus can be helpful in systematic categorization of PFASs in general. For example, splitPFAS has successfully identified a number of cases where PFASs were assigned incorrect structure codes/categories in the OECD PFAS list. Therefore, one particular future use of splitPFAS can be to assist stakeholders, particularly those who are not familiar with the complex PFAS class, in curating and processing long lists of PFASs with pre-defined structure categories. Regulators and manufacturers may be able to use splitPFAS to process their own inventories and identify certain PFASs of interest (*e.g.* PFOA-related compounds under the Stockholm Convention). While splitPFAS holds a promising future, it should also be noticed that the predefined structure categories used here are still limited, as this study focused on proof-of-concept. In the future, splitPFAS should be developed to encompass a wider range of PFASs by defining further major dividing groups X, *e.g.* X = "P(=O)". Further work should also be done to capture the cases that are not yet perfectly handled, such as (1) branched and cyclic perfluoroalkyl chains, (2) unsaturated perfluoroalkyl chains, (3) polyfluoroalkyl chains (*e.g.* H- or Cl-C<sub>n</sub>F<sub>2n</sub>-R) and (4) perfluoroalkyl ether chains (*e.g.* C<sub>n</sub>F<sub>2n+1</sub>-O-C<sub>m</sub>F<sub>2m+1</sub>). While the rules to be used by splitPFAS in some of these areas are yet to be defined, the functionality is built in and ready to be applied and it is likely that extensions to the SMARTS used in splitPFAS could provide useful functionality for several different audiences.

In contrast, using ontology-based approaches such as ClassyFire in systematic categorisation and naming of PFASs warrants greater investigation and discussion. The results do not appear sufficiently detailed at this stage to provide enough information for systematic naming. However, a more detailed training set, created using *e.g.*, the splitPFAS approach, may yield sufficient specialized rules in the future to enable this.

## Conflicts of interest

There are no conflicts of interest to declare.

## Acknowledgements

The authors acknowledge fruitful discussions with Steffen Neumann (IPB Halle) and are grateful to the reviewers for their detailed comments. ELS and CR acknowledge funding by the SOLUTIONS project (grant agreement 603437), supported by the EU Seventh Framework Programme. CR was also supported by European Commission H2020 project PhenoMeNal Grant EC654241. ELS is supported by the Luxembourg National Research Fund (FNR) for project A18/BM/12341006. The PhD work of BS is funded by the Swedish Research Council (FORMAS), Grant 2016-00644. ZW gratefully acknowledges funding for his research from the Swiss Federal Office for the Environment (FOEN).

## References

- 1 OECD, *Toward a new comprehensive global database of per- and polyfluoroalkyl substances (PFASs): Summary report on updating the OECD 2007 list of per- and polyfluorinated substances (PFASs)*, Report ENV/JM/MONO(2018)7, 2018. [http://www.oecd.org/officialdocuments/publicdisplaydocumentpdf/?cote=ENV-JM-MONO\(2018\)7&doclanguage=en](http://www.oecd.org/officialdocuments/publicdisplaydocumentpdf/?cote=ENV-JM-MONO(2018)7&doclanguage=en).
- 2 E. Kissa, *Fluorinated surfactants and repellents*, Marcel Dekker, New York, 2nd edn, revised and expanded, 2001. ISBN: 978-0-8247-0472-8.
- 3 R. E. Banks, B. E. Smart and J. C. Tatlow, ed. *Organofluorine Chemistry*, Springer US, Boston, MA, 1994.
- 4 R. C. Buck, J. Franklin, U. Berger, J. M. Conder, I. T. Cousins, P. de Voogt, A. A. Jensen, K. Kannan, S. A. Mabury and S. P. van Leeuwen, Perfluoroalkyl and polyfluoroalkyl substances in the environment: Terminology, classification, and origins, *Integr. Environ. Assess. Manage.*, 2011, 7, 513–541.
- 5 Z. Wang, I. T. Cousins, M. Scheringer, R. C. Buck and K. Hungerbühler, Global emission inventories for C4–C14 perfluoroalkyl carboxylic acid (PFCA) homologues from 1951 to 2030, Part I: production and emissions from quantifiable sources, *Environ. Int.*, 2014, 70, 62–75.
- 6 Z. Wang, I. T. Cousins, M. Scheringer, R. C. Buck and K. Hungerbühler, Global emission inventories for C4–C14 perfluoroalkyl carboxylic acid (PFCA) homologues from 1951 to 2030, part II: The remaining pieces of the puzzle, *Environ. Int.*, 2014, 69, 166–176.
- 7 UNEP, *Report of the Persistent Organic Pollutants Review Committee on the work of its fourteenth meeting - Risk profile on perfluorohexane sulfonic acid (PFHxS), its salts and PFHxS-related compounds*, Report UNEP/POPS/POPRC.14/6/Add.1, UNEP, 2018.
- 8 Z. Wang, J. C. DeWitt, C. P. Higgins and I. T. Cousins, A Never-Ending Story of Per- and Polyfluoroalkyl Substances (PFASs)?, *Environ. Sci. Technol.*, 2017, 51, 2508–2518.





- 9 US Environmental Protection Agency, *CompTox Chemicals Dashboard: PFAS Lists*, [https://comptox.epa.gov/dashboard/chemical\\_lists/?search=PFAS](https://comptox.epa.gov/dashboard/chemical_lists/?search=PFAS), accessed 17 March 2019.
- 10 NORMAN Network, *NORMAN Suspect List Exchange*, <https://www.norman-network.com/nds/SLE/>, accessed 9 June 2019.
- 11 X. Trier and D. Lunderberg, S9 | PFASTRIER | PFAS Suspect List: fluorinated substances, *Zenodo Dataset*, DOI: 10.5281/zenodo.2621989, 2015, accessed 7 July 2019.
- 12 S. Fischer, S14 | KEMIPFAS | PFAS Highly Fluorinated Substances List: KEMI, *Zenodo Dataset*, DOI: 10.5281/zenodo.2621525, 2017, accessed 7 July 2019.
- 13 Z. Wang, S25 | OECDPFAS | List of PFAS from the OECD, *Zenodo Dataset*, DOI: 10.5281/zenodo.2648776, 2018, accessed 7 July 2019.
- 14 Y. Liu, L. D'Agostino, E. Schymanski and J. Martin, S46 | PFASNTREV19 | List of PFAS reported in Non-Target HRMS Studies (Liu *et al.* 2019), *Zenodo Dataset*, DOI: 10.5281/zenodo.2656744, 2019, accessed 7 July 2019.
- 15 Y. Liu, L. A. D'Agostino, G. Qu, G. Jiang and J. W. Martin, High-Resolution Mass Spectrometry (HRMS) Methods for Nontarget Discovery and Characterization of Poly- and Perfluoroalkyl Substances (PFASs) in Environmental and Human Samples, *TrAC, Trends Anal. Chem.*, DOI: 10.1016/j.trac.2019.02.021.
- 16 US Environmental Protection Agency, *Chemistry Dashboard 8:2 Fluorotelomer alcohol*, <https://comptox.epa.gov/dashboard/DTXSID7029904>, accessed 4 June 2019.
- 17 Y. Wang, N. Yu, X. Zhu, H. Guo, J. Jiang, X. Wang, W. Shi, J. Wu, H. Yu and S. Wei, Suspect and Nontarget Screening of Per- and Polyfluoroalkyl Substances in Wastewater from a Fluorochemical Manufacturing Park, *Environ. Sci. Technol.*, 2018, **52**, 11007–11016.
- 18 N. Yu, H. Guo, J. Yang, L. Jin, X. Wang, W. Shi, X. Zhang, H. Yu and S. Wei, Non-Target and Suspect Screening of Per- and Polyfluoroalkyl Substances in Airborne Particulate Matter in China, *Environ. Sci. Technol.*, 2018, **52**, 8205–8214.
- 19 A. J. Williams, C. M. Grulke, J. Edwards, A. D. McEachran, K. Mansouri, N. C. Baker, G. Patlewicz, I. Shah, J. F. Wambaugh, R. S. Judson and A. M. Richard, The CompTox Chemistry Dashboard: a community data resource for environmental chemistry, *J. Cheminf.*, 2017, **9**, 61.
- 20 US Environmental Protection Agency, *CompTox Chemicals Dashboard: Chemical Lists Page*, [https://comptox.epa.gov/dashboard/chemical\\_lists](https://comptox.epa.gov/dashboard/chemical_lists), accessed 17 March 2019.
- 21 G. Patlewicz, A. M. Richard, A. J. Williams, C. M. Grulke, R. Sams, J. Lambert, P. D. Noyes, M. J. DeVito, R. N. Hines, M. Strynar, A. Guiseppi-Elie and R. S. Thomas, A Chemical Category-Based Prioritization Approach for Selecting 75 Per- and Polyfluoroalkyl Substances (PFAS) for Tiered Toxicity and Toxicokinetic Testing, *Environ. Health Perspect.*, 2019, **127**, 014501.
- 22 K. A. Barzen-Hanson, S. C. Roberts, S. Choyke, K. Oetjen, A. McAlees, N. Riddell, R. McCrindle, P. L. Ferguson, C. P. Higgins and J. A. Field, Discovery of 40 Classes of Per- and Polyfluoroalkyl Substances in Historical Aqueous Film-Forming Foams (AFFFs) and AFFF-Impacted Groundwater, *Environ. Sci. Technol.*, 2017, **51**, 2047–2057.
- 23 Y. Djoumbou Feunang, R. Eisner, C. Knox, L. Chepelev, J. Hastings, G. Owen, E. Fahy, C. Steinbeck, S. Subramanian, E. Bolton, R. Greiner and D. S. Wishart, ClassyFire: automated chemical classification with a comprehensive, computable taxonomy, *J. Cheminf.*, 2016, **8**, 61.
- 24 S. Heller, A. McNaught, S. Stein, D. Tchekhovskoi and I. Pletnev, InChI – the worldwide chemical structure identifier standard, *J. Cheminf.*, 2013, **5**, 7.
- 25 D. S. Wishart, Y. D. Feunang, A. C. Guo, E. J. Lo, A. Marcu, J. R. Grant, T. Sajed, D. Johnson, C. Li, Z. Sayeeda, N. Assempour, I. Iynkkaran, Y. Liu, A. Maciejewski, N. Gale, A. Wilson, L. Chin, R. Cummings, D. Le, A. Pon, C. Knox and M. Wilson, DrugBank 5.0: a major update to the DrugBank database for 2018, *Nucleic Acids Res.*, 2018, **46**, D1074–D1082.
- 26 D. Wishart, D. Arndt, A. Pon, T. Sajed, A. C. Guo, Y. Djoumbou, C. Knox, M. Wilson, Y. Liang, J. Grant, Y. Liu, S. A. Goldansaz and S. M. Rappaport, T3DB: the toxic exposome database, *Nucleic Acids Res.*, 2015, **43**, D928–D934.
- 27 Daylight Chemical Information Systems, Inc., *SMILES – A Simplified Chemical Language*, <http://www.daylight.com/dayhtml/doc/theory/theory.smiles.html>, accessed 13 April 2019.
- 28 University of Alberta, *ClassyFire Web Server Version 1.0*, <http://classyfire.wishartlab.com/>, accessed 4 June 2019.
- 29 Daylight Chemical Information Systems, Inc., *SMARTS – A Language for Describing Molecular Patterns*, <http://www.daylight.com/dayhtml/doc/theory/theory.smarts.html>, accessed 13 April 2019.
- 30 SETAC, *SETAC PFAS Focused Topic Meeting Abstract Book (Abstract 6)*, <https://pfas.setac.org/wp-content/uploads/2019/08/FINAL-PFAS-abstract-book-v5.pdf>, 2019, accessed 20 August 2019.
- 31 J. Mayfield, *CDK Depict Web Interface*, <http://simolecule.com/cdkdepict/depict.html>, 2019, accessed 30 October 2018.
- 32 E. L. Willighagen, J. W. Mayfield, J. Alvarsson, A. Berg, L. Carlsson, N. Jeliazkova, S. Kuhn, T. Pluskal, M. Rojas-Chertó, O. Spjuth, G. Torrance, C. T. Evelo, R. Guha and C. Steinbeck, The Chemistry Development Kit (CDK) v2.0: atom typing, depiction, molecular formulas, and substructure searching, *J. Cheminf.*, 2017, **9**, 33.
- 33 C. Ruttkies, *splitPFAS Download (jar file)*, <https://msbi.ipb-halle.de/~cruttkie/metfrag/MetFrag2.4.5-Tools.jar>, accessed 5 July 2019.
- 34 C. Ruttkies, *splitPFAS Source Code (GitHub)*, <https://github.com/ipb-halle/MetFragRelaunched/tree/master/MetFragTools/src/main/java/de/ipbhalle/metfrag/split>, accessed 5 July 2019.
- 35 E. L. Schymanski, *RChemMass: splitPFAS code*, <https://github.com/schymane/RChemMass/blob/master/R/SplitPFAS.R>, accessed 13 April 2019.
- 36 E. L. Schymanski, *RChemMass: Example Files*, <https://github.com/schymane/RChemMass/tree/master/inst/extdata>, accessed 13 April 2019.



- 37 N. Jeliaskova and V. Jeliaskov, AMBIT RESTful web services: an implementation of the OpenTox application programming interface, *J. Cheminf.*, 2011, **3**, 18.
- 38 S. Kim, P. A. Thiessen, E. E. Bolton, J. Chen, G. Fu, A. Gindulyte, L. Han, J. He, S. He, B. A. Shoemaker,

J. Wang, B. Yu, J. Zhang and S. H. Bryant, PubChem Substance and Compound databases, *Nucleic Acids Res.*, 2016, **44**, D1202–D1213.

