

Cite this: *Chem. Sci.*, 2021, 12, 6385

All publication charges for this article have been paid for by the Royal Society of Chemistry

Heterocyclic group transfer reactions with I(III) *N*-HVI reagents: access to *N*-alkyl(heteroaryl)onium salts *via* olefin aminolactonization†

Anthony F. Tierno,^{‡a} Jennifer C. Walters,^{‡b} Andres Vazquez-Lopez,^{‡b} Xiao Xiao^c and Sarah E. Wengryniuk^{†b}*

Pyridinium and related *N*-alkyl(heteroaryl)onium salts are versatile synthetic intermediates in organic chemistry, with applications ranging from ring functionalizations to provide diverse piperidine scaffolds to their recent emergence as radical precursors in deaminative cross couplings. Despite their ever-expanding applications, methods for their synthesis have seen little innovation, continuing to rely on a limited set of decades old transformations and a limited subset of coupling partners. Herein, we leverage (bis)cationic nitrogen-ligated I(III) hypervalent iodine reagents, or *N*-HVIs, as “heterocyclic group transfer reagents” to provide access to a broad scope of *N*-alkyl(heteroaryl)onium salts *via* the aminolactonization of alkenoic acids, the first example of engaging an olefin to directly generate these salts. The reactions proceed in excellent yields, under mild conditions, and are capable of incorporating a broad scope of sterically and electronically diverse aromatic heterocycles. The *N*-HVI reagents can be generated *in situ*, the products isolated *via* simple trituration, and subsequent derivatizations demonstrate the power of this platform for diversity-oriented synthesis of 6-membered nitrogen heterocycles.

Received 11th January 2021
Accepted 30th March 2021

DOI: 10.1039/d1sc00187f

rsc.li/chemical-science

Introduction

N-Alkyl-pyridinium and related (heteroaryl)onium salts (**1**) are versatile functional handles that have applications across Nature,¹ materials science,^{2,3} and medicinal and synthetic chemistry⁴ (Fig. 1). In organic chemistry, they serve as ionic liquids⁵ (**2**) and phase transfer catalysts,⁶ exhibit a diverse range of biological activities (**3**, **4**), and have a long history as synthetic intermediates, an area that has seen a recent surge of new advancements. Representative of their versatile reactivity, pyridinium and related salts can undergo full or partial reductions,^{7–9} cycloadditions,^{10,11} photochemical isomerizations,¹² cross couplings,¹³ addition of one- or two-electron heteroatom or carbon nucleophiles,^{8,14} and facile C–H metalations,¹⁵ and many of these include asymmetric variants^{16–18} (Fig. 1). The breadth of available transformations makes pyridinium salts valuable templates for accessing functionalized 6-membered

aza-heterocyclic scaffolds, which are prevalent in agrochemicals, alkaloid natural products, and are the most commonly encountered heterocyclic motif in FDA approved small molecule drugs.¹⁹ In addition to manipulations of the heterocyclic ring, pyridinium salts can undergo ring openings to produce Zincke aldehydes, which have shown utility as synthetic building blocks,²⁰ and 2,4,6-triphenylpyridinium salts have emerged as a new and powerful class of radical precursors for deaminative metal-catalyzed cross couplings (Fig. 1).^{21–23}

At present, *N*-alkyl pyridinium salts are commonly accessed either by reaction of a primary amine with an oxopyrylium or Zincke salt, or *via* nucleophilic substitutions of primary or activated electrophiles (Scheme 1a). While both of these strategies have been widely applied, this provides just two functional handles from which to devise a synthetic route to a pyridinium salt, and the limited scope of available oxopyrylium scaffolds renders this commonly employed approach intractable when the goal is structural diversity at the heterocycle.^{4,15} Recently, our laboratory and others have been exploring the synthetic applications of (bis)cationic nitrogen-ligated hypervalent iodine(III) reagents, or *N*-HVIs, possessing two datively bound heterocyclic ligands (**8**, Scheme 1b).^{24–32} Considering the versatile group transfer reactivity of I(III) reagents^{33,34} we wondered if *N*-HVIs could serve as “heterocyclic group transfer” (HGT) reagents to access diverse *N*-alkyl(heteroaryl)onium salts through incorporation of the heterocyclic ligand into a substrate of interest.³⁵ Given the appealing features of I(III)

^aDepartment of Chemistry, Towson University, 8000 York Road, Towson, Maryland, USA, 21252

^bDepartment of Chemistry, Temple University, 1901 North 13th Street, Philadelphia, Pennsylvania, USA, 19122. E-mail: sarahw@temple.edu

^cThe Education Ministry Key Lab of Resource Chemistry, Shanghai Key Laboratory of Rare Earth Functional Materials, Shanghai Normal University, Shanghai 200234, China

† Electronic supplementary information (ESI) available. See DOI: 10.1039/d1sc00187f

‡ These authors contributed equally to this work.



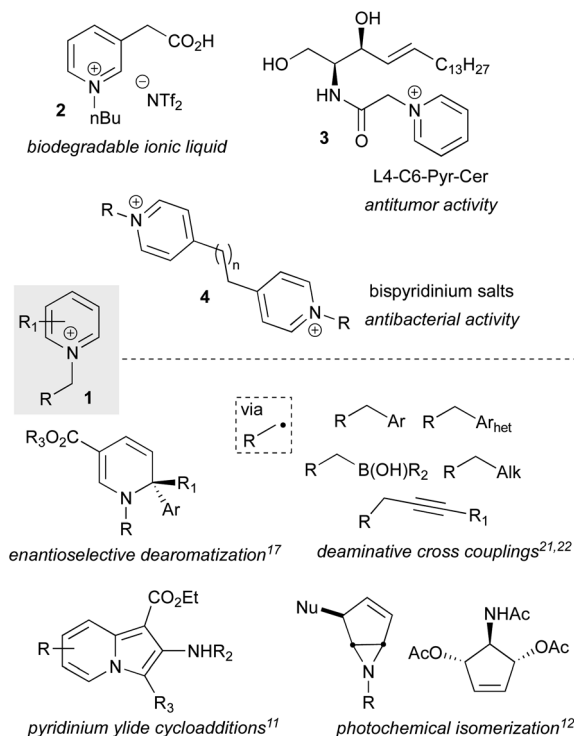
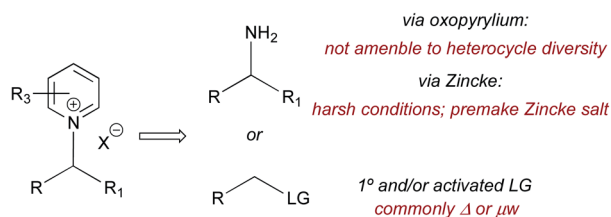
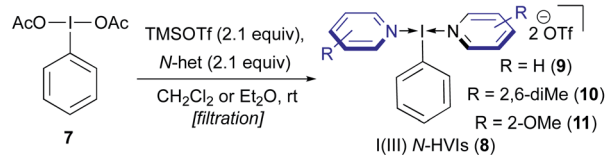


Fig. 1 *N*-Alkyl pyridinium salts as the active components in materials and bioactive molecules as well as versatile synthetic intermediates.

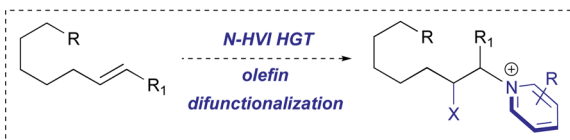
a. Current approaches to pyridinium salt synthesis



b. Bis(cationic) Nitrogen-ligated I(III) Reagents: *N*-HVIs



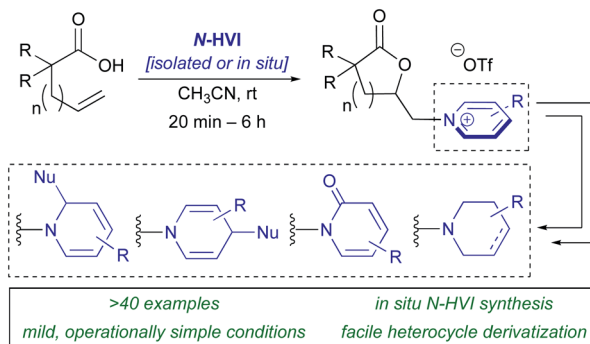
– bench stable solids – isolated or *in situ* – diverse *N*-ligand library
 “heterocyclic group transfer” (HGT) reagents?



Scheme 1 (a) Current approaches to pyridinium salt synthesis from either amines or activated electrophiles. (b) Novel approach via *N*-HVI HGT of alkenes to access diverse pyridinium salts.

reagents, and the modular synthesis of *N*-HVIs, we envisioned that this could serve as a convenient, general platform for the synthesis of diverse (heteroaryl)onium salts from alkenes,

This work: Olefin aminolactonization via *N*-HVI HGT



Scheme 2 This report: *N*-HVI mediated HGT enabled mild, general synthesis of lactone pyridinium salts *via* aminolactonization.

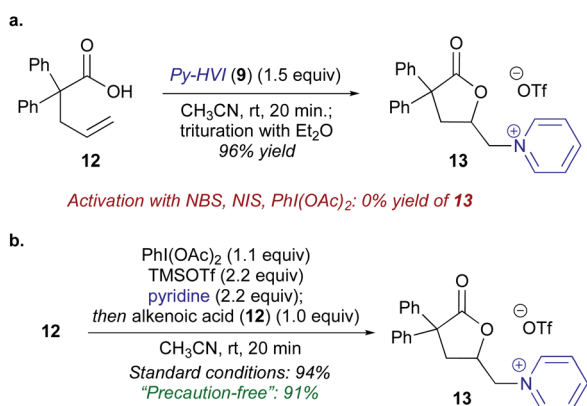
providing a novel means of accessing these valuable functional handles.

Herein, we report the first example of the heterocyclic group transfer (HGT) reactivity of I(III) *N*-HVIs, demonstrated in the aminolactonization of alkenoic acids to give *N*-alkyl(heteroaryl) onium lactones (Scheme 2),^{34,36} the products of which represent core scaffolds in a wide array of bioactive natural products.³⁶ This represents the first general method for the direct conversion of alkenes to (heteroaryl)onium salts.^{37,38} Furthermore, this is rare example of an I(III)-mediated olefin oxyamination with an exogenous amine nucleophile and therefore represents a significant advancement in I(III)-mediated olefin functionalizations.^{39–42} The reactions proceed in excellent yields, under mild conditions, and are capable of incorporating a broad scope of sterically and electronically diverse aromatic heterocycles. The *N*-HVI reagents can be generated *in situ*, the products isolated *via* simple trituration, and subsequent derivatizations demonstrate the power of this platform for diversity-oriented synthesis of 6-membered nitrogen heterocycles. Mechanistic studies indicate the reaction proceeds *via* initial olefin activation followed by lactonization and subsequent intermolecular nucleophilic displacement of an (alkyl)(aryl)iodonium salt hypernucleofuge.

Results and discussion

To begin our studies, 2,2-diphenyl-pentenoic acid (**12**) was used as a model substrate along with pyridine-ligated *N*-HVI (Py-HVI, **9**) and complete conversion to desired pyridinium lactone **13** was observed after only 20 minutes in CH₃CN at room temperature (Scheme 3a). The product (**13**) could then be isolated *via* trituration with Et₂O, yielding pure **13** in 96% yield. Control reactions indicated that the *N*-HVI was required for high yields of **13**, as typical halo-lactonization or oxy-lactonization conditions using NIS, NBS, or PhI(OAc)₂ in the presence of pyridine gave no conversion to the desired pyridinium lactone (see ESI† for full details). Attention then turned to maximizing the efficiency and operational simplicity of the transformation by developing an *in situ* protocol for the generation of *N*-HVIs, thereby eliminating the additional step of



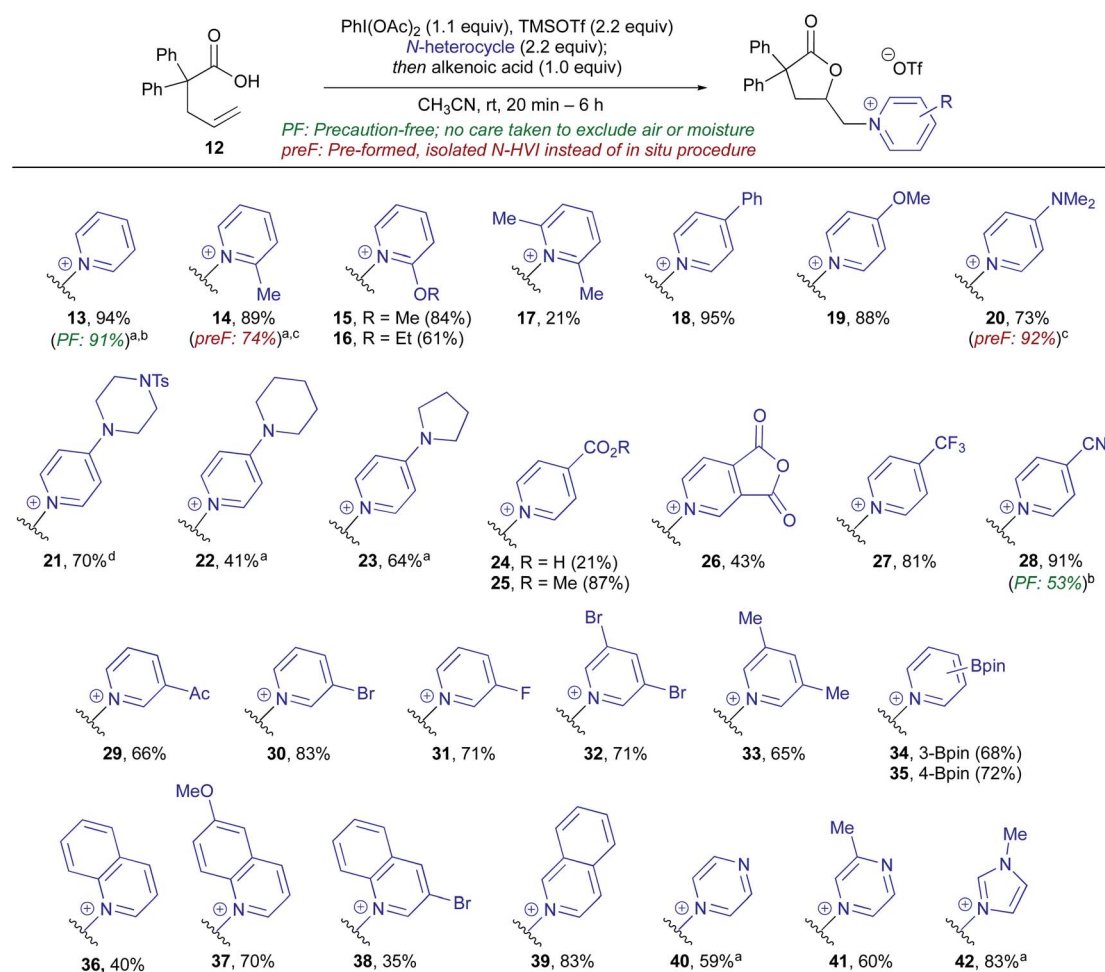


Scheme 3 Initial reaction development and *in situ* *N*-HVI protocol. (a) Conversion of 2,2-diphenyl-pentenoic acid (**12**) to pyridinium lactone **13** with *N*-HVI. (b) Operationally simplified variants including *in situ* generation of *N*-HVIs and "precaution-free" protocol which does not rigorously exclude air or moisture.

reagent isolation. It was found that a one-pot protocol involving sequential addition of $\text{PhI}(\text{OAc})_2$, TMSOTf, and pyridine in CH_3CN , leading to formation of **9**, followed by addition of **12**, gave **13** in nearly equivalent yield of 94% (Scheme 3b). Furthermore, the reaction could be run "precaution-free", where stringent drying of glassware and use of inert atmosphere was omitted, with minimal effect on the reaction yield (Scheme 3b).

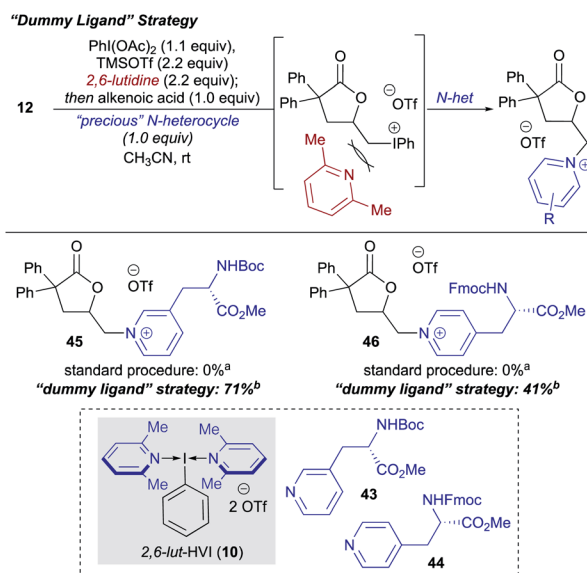
With efficient procedures in hand, the scope of the heterocycle was examined (Table 1). Substitution at the 2-position was well tolerated, with 2-Me-pyridine, 2-OMe-pyridine, and 2-OEt-pyridine all incorporated in excellent yield to give (**14**–**16**); somewhat unsurprisingly, use of sterically encumbered 2,6-lutidine led to only 21% yield of lactone **17**. Turning to the 4-position of the pyridine, both electron-donating (**18**–**23**) and electron-withdrawing groups (**25**–**28**) were well tolerated and gave the corresponding pyridinium lactones in high yields, with the exception of **24**, possessing a free carboxylic acid, wherein we postulate the low yield could be due to the formation of zwitterionic protonated pyridinium salts. Both pyridine (**13**) and

Table 1 *N*-Heterocycle scope in HGT of alkenoic acids with *N*-HVIs



^a Reaction was heated to 50 °C. ^b Reaction performed under "precaution-free" conditions, without exclusion of air or moisture. ^c Reaction performed with pre-formed, isolated *N*-HVI, as shown in Scheme 3a. ^d Reaction time was 4 days.



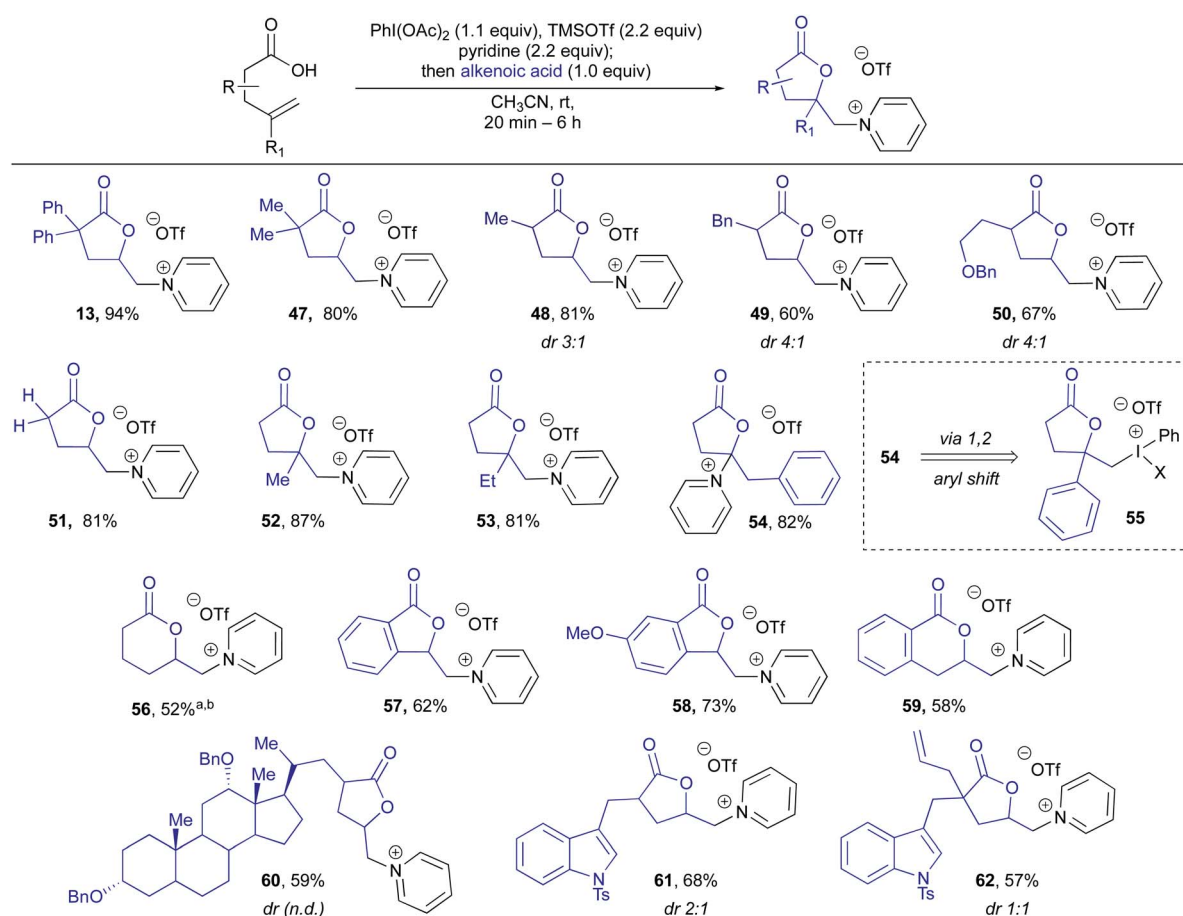


Scheme 4 2,6-Lutidine "Dummy Ligand" strategy for the incorporation of "precious" or incompatible heterocycles. ^a Standard procedure as shown in Table 1 for *in situ* generated *N*-HVI HGT. ^b *dr* not determined due to lack of suitable resolution of diastereomers.

4-CN pyridine lactone **28** were also obtained under precaution free conditions; while the former saw almost no drop in yield (91%), the latter saw a decrease to 53% from 91%, reflective of the high moisture sensitivity of highly electron-deficient *N*-HVIs, and thus incorporation of electron-poor heterocycles would benefit from rigorously dried conditions. Pyridines possessing substitution at the 3- and 5-position were of particular interest as access to these substitution patterns on the corresponding piperidines can be challenging due to a lack of inherent activation or directing ability and in turn have limited commercial availability. 3-Acyl, 3-bromo, and 3-fluoro-pyridine, as well as 3,5-disubstituted derivatives were all found to give the pyridinium salts (**29–31**) in high yields. An oxidatively sensitive boronic ester was compatible with the mild conditions, yielding the versatile 3-Bpin (**34**) or 4-Bpin (**35**) pyridinium salts. Finally, we examined other aromatic azaheterocycles; benzofused derivatives including quinolines and isoquinoline could be efficiently incorporated (**36–39**), as well as both pi-deficient and pi-excessive diazines, including pyrazines to give **40** and **41**, and *N*-Me-imidazole to give lactone **42**.

During the course of the *N*-heterocycle scope studies, it was found that amino acid derived pyridines **43** and **44** were unsuccessful under the standard conditions, giving no

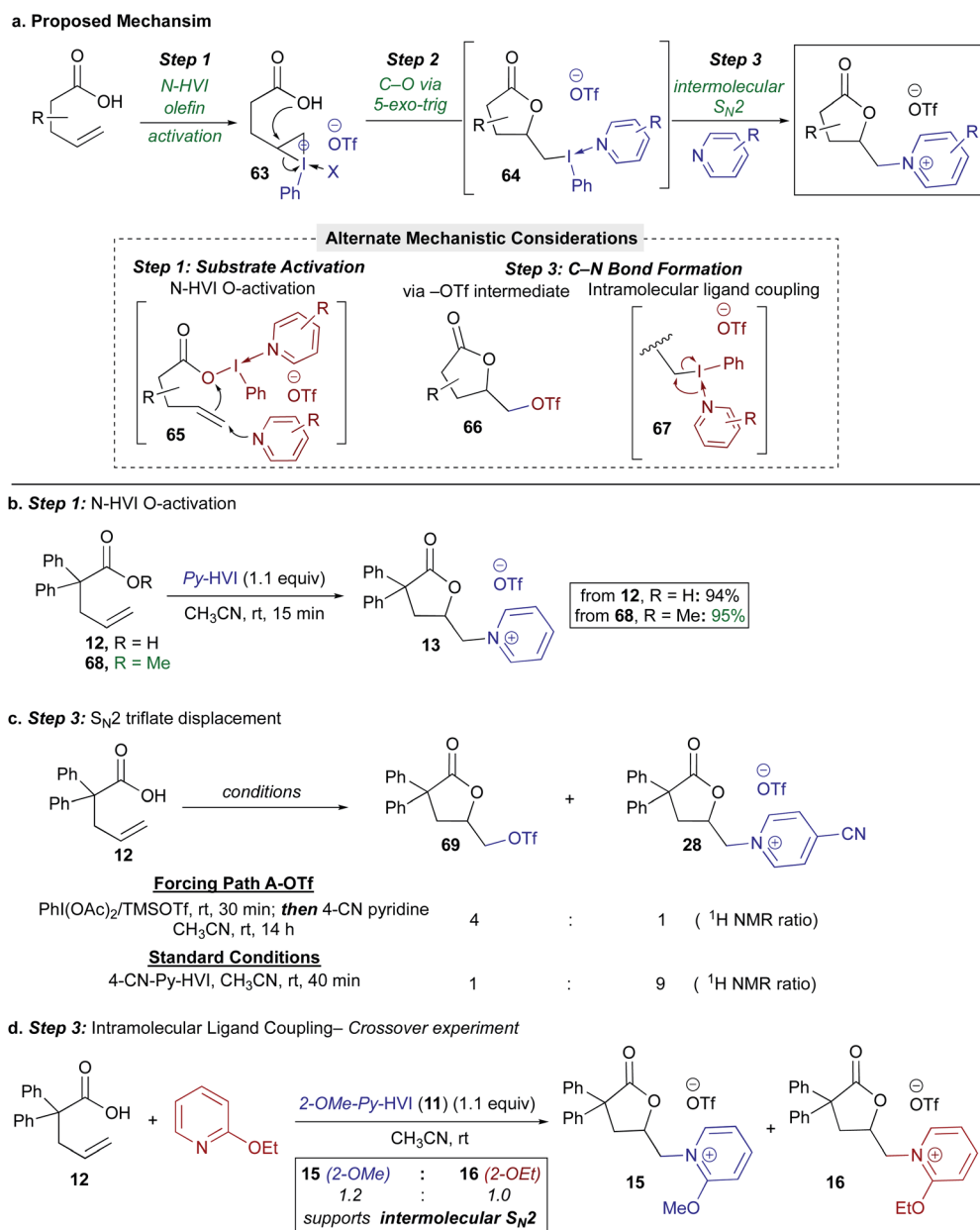
Table 2 Alkenoic acid scope in *N*-HVI mediated HGT reaction



conversion to desired products **45** and **46** (Scheme 4). This was hypothesized to be due to the amino acid functionality being incompatible with formation of the *N*-HVI. To circumvent this issue, we envisioned an activation strategy wherein an *N*-HVI possessing relatively non-nucleophilic “dummy ligands” would be used for olefin activation followed by incorporation of the heterocycle of interest (Scheme 4). Not only would such a “dummy ligand” protocol allow for the incorporation of heterocycles possessing sensitive functionality, but it would also only require one equivalent of the heterocycle of interest, which is advantageous when considering use of either expensive heterocycles or those that require multi-step sequences to produce. To this end, we looked to 2,6-lutidine (**10**) as the

activator due to the low nucleophilicity of 2,6-lutidine which had already translated to a low yield in pyridinium salt formation (**17**, Table 1). Gratifyingly, it was found that treatment of alkenoic acid **12** with 2,6-lut-HVI **10** in the presence of just one equivalent of either Boc-3-(3-pyridyl)-*L*-alanine methyl ester (**43**) or Fmoc-3-(4-pyridyl)-*L*-alanine methyl ester (**44**) under otherwise standard conditions now produced the desired pyridinium lactones (**45**, **46**) in 71% and 41% yield respectively.

Having established a broad scope with respect to the nitrogen heterocycle, we then turned to diversity at the alkenoic acid (Table 2).⁴³ Beginning with substitution at the α -position, 2,2-dimethyl, 2-Me, 2-Bn, 2-(CH₂)₂-OBn and α -methylene lactones (**47**–**51**) could all be produced in high yields, indicating



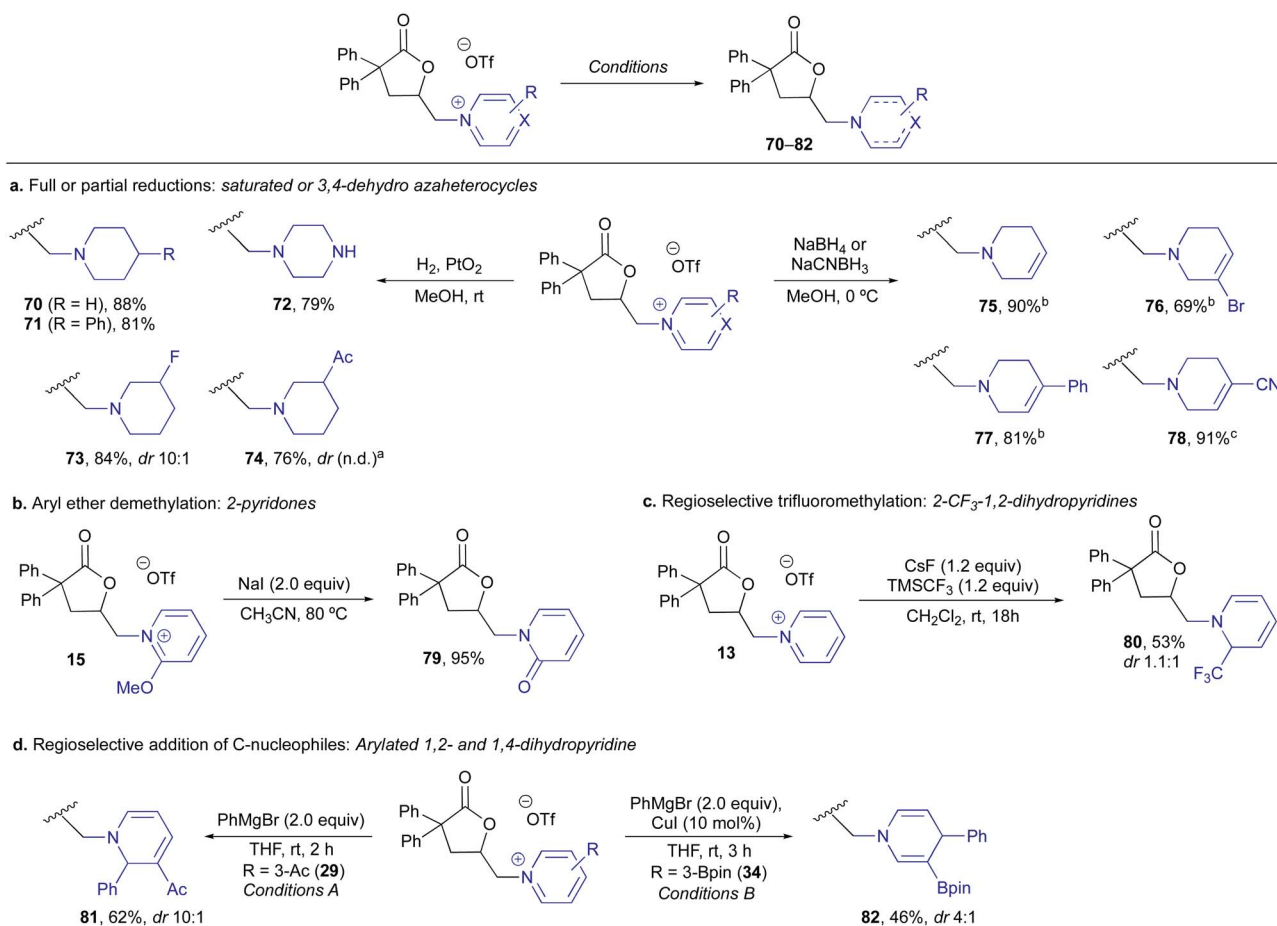
Scheme 5 Mechanistic investigation of *N*-HVI HGT aminolactonization. (a) Proposed mechanism for HGT aminolactonization and considered alternatives (*inset*). (b) Probing Step 1: Umpolung O-activation. Probing Step 3: (c) Intermolecular –OTf displacement. (d) Inter- vs. intramolecular C–N bonding forming event.



the Thorpe Ingold effect is not required for efficient cyclization. Substitution on the alkene was then examined, and it was found that 2,2-disubstituted alkenes performed very well, giving **52** and **53** in high yields. Interestingly, a 2-phenyl substituted alkene gave rearranged pyridinium lactone **54**, likely through a 1,2-aryl shift *via* iodonium intermediate **55**, which has been previously observed in hypervalent iodine-mediated alkene functionalizations.⁴⁴ Use of an internal olefin resulted in lactonization, however, unfortunately, no heterocycle incorporation, with the major product arising from elimination to give a terminal alkene (not shown, see ESI† for details). Lactone ring size was not limited to butyrolactones, with 6-membered lactone **56** produced in 52% yield. Vinyl benzoic acid derivatives were then examined and found to give both 5- and 6-membered benzofused pyridinium lactones **57–59** in good yields. Interestingly, **57** and **58** still displayed excellent levels of 5-*exo*-selectivity, complimentary to the 6-*endo*-selectivity typically observed for I(III)-mediated lactonizations of vinyl benzoic acids.³³ Finally, several more complex substrates, or those containing other reactive functional handles, were examined. Reaction of a protected dehydrocholic acid derivative gave lactone pyridinium salt **60** in 59% yield. Excitingly, even the presence of other reactive alkenes was well tolerated, with

protected indole lactones **61** and **62**, the latter possessing an additional terminal alkene in a proximal position, being produced in high yields. These examples indicate the potential utility of this method for late stage incorporation of pyridinium salts in synthetic sequences.

With regards to the mechanism, our proposed mechanism involved olefin activation (Step 1) followed by 5-*exo*-trig lactonization to form an intermediate (alkyl)(aryl)iodonium salt (**64**) (Step 2),^{45,46} and C–N bond formation would then occur *via* S_N2 displacement with the nitrogen heterocycle (Step 3), (Scheme 5a). Beginning with the substrate activation step, we also considered an alternative pathway involving ligand exchange at iodine by the carboxylic acid to give **65**, promoting attack of the olefin on the unpoled oxygen (**65**, Scheme 5a, *inset*), more akin to our previous findings on oxygen activation with *N*-HVI's.^{26,27} To test this, the reaction was run with methyl ester **68**, which would not participate in ligand exchange; this gave near identical yield and reaction rate as the alkenoic acid, lending support to olefin activation being operative (Scheme 5b). Regarding the proposed lactone (alkyl)(aryl)iodonium intermediate **64**, unfortunately, all attempts at direct characterization *via* ¹H-NMR or X-ray crystallography were unsuccessful; however prior literature lends strong support to formation of



Scheme 6 Derivatizations of pyridinium lactones to diverse aminolactonization products. ^a **74** was produced as a ~1 : 1 mixture of diastereomers however lack of baseline resolution using several analytical methods prevented definitive determination of ratio. ^b NaBH₄ was used as the reducing agent. ^c NaCNBH₃ was used as the reducing agent.



such a species *via* a kinetically favored 5-*exo*-trig lactonization on a 3-membered iodonium.^{33,46}

This left us to consider the final C–N bond formation event (Step 3), where we envisioned two alternative pathways: (1) a triflate intermediate such as **66** (Scheme 5a, *inset*) could form *in situ* and be competent for product formation, or (2) an intramolecular ligand coupling event from **67**.⁴⁷ To first probe the potential intermediacy of the triflate lactone, **66** was generated *in situ* *via* treatment with $\text{PhI}(\text{OAc})_2/\text{TMSOTf}$,^{48,49} followed by addition of 4-CN-pyridine (Scheme 5c). While standard conditions for *N*-HVI HGT gave 90% conversion to the desired salt **28** after 40 minutes by ¹H-NMR, **69** gave just 20% product after 14 h. Therefore, while triflate lactone **69** is a viable substrate for heterocycle displacement, it does not appear to be the major operative intermediate. Additionally, this result further emphasizes the unique effectiveness of *N*-HVIs HGT for (heteroaryl)onium salt synthesis from olefins, as even the highly reactive I(III) species generated from $\text{PhI}(\text{OAc})_2/\text{TMSOTf}$ ^{48,49} was an ineffective activating agent. Finally, a cross over experiment was used to probe for an intramolecular ligand coupling event (**67**, Scheme 5a, *inset*), wherein 2-*OMe*-Py-HVI (**11**) was used as an activator in the presence of free 2-OEt-pyridine. This experiment showed yielded a 1.2 : 1.0 mixture of lactones **15** and **16**, supportive of an intermolecular C–N bond forming event. Taken together, these mechanistic studies support our initially proposed mechanism as shown in Scheme 5a.

Finally, in order to demonstrate the versatility of the resulting (heteroaryl)onium lactones for heterocycle synthesis, we explored a variety of derivatizations to access functionalized and lower oxidation state derivatives (Scheme 6). Full reductions to give saturated piperidines or piperazines (**70–74**) in excellent yields could be achieved upon hydrogenation with Adam's catalyst (Scheme 6a), providing a means of accessing piperidines with substitution patterns that are either expensive to purchase or challenging to install, such as 3-fluoro- or 3-acyl piperidines (**73**, **74**). Partial hydride reductions led to 3,4-dehydropiperidines **75–78** with complete regioselectivity in all cases, providing vinyl halides or nitriles that serve as functional handles for further diversification (Scheme 6a). Demethylation of 2-*OMe* pyridinium **15** with NaI gave the corresponding 2-pyridone **79** in 95% yield (Scheme 6b). We then examined the addition of carbon nucleophiles and found addition of a trifluoromethyl group could be achieved with C2-selectivity on **13** to give **80** (Scheme 6c) or that aryl Grignard (Conditions A) or cuprate additions (Conditions B) proceeded with C-2 or C-4 selectivity on 3-Ac- and 3-Bpin-pyridiniums, respectively, to give functionalized 1,2- and 1,4-dihydropyridines (**81**, **82**) (Scheme 6d). In all the above cases, completely selective reaction at the (heteroaryl)onium salt was observed with no competitive reactivity of the lactone moiety, leaving it available for further downstream manipulations.

Conclusions

In conclusion, we report the first example of “heterocyclic group transfer” (HGT) reactions of I(III) *N*-HVI reagents, providing a new platform for the synthesis of structurally diverse

(heteroaryl)onium salts directly from olefins, demonstrated in the aminolactonization of alkenoic acids or esters. The reaction proceeds under remarkably mild conditions, tolerates a broad heterocycle and alkenoic acid scope, can be run without special considerations for air or moisture, and the *N*-HVIs can be generated *in situ*, making this strategy both general and practical. For cases involving valuable or sensitive heterocycles, those that are incompatible with *N*-HVI formation, an enabling “dummy ligand” activation strategy was also developed that allows for their efficient incorporation, further broadening the potential of the methodology. Mechanistic studies indicate that the reaction proceeds *via* initial olefin activation followed by lactonization and intermolecular S_N2 displacement of a (alkyl)(aryl)iodonium salt hypernucleofuge. Representative derivatizations of the resulting (heteroaryl)onium salts demonstrate the power of this platform for broadening the scope of available substitution patterns on the venerable piperidine scaffold for medicinal chemistry. Building on this seminal report, ongoing efforts in our laboratory are working to expand the upon the HGT reactivity of I(III) *N*-HVIs with the goal of providing a general platform for the incorporation of (heteroaryl)onium salts into organic molecules, fueling the current renaissance of these moieties as functional handles across synthetic chemistry.

Author contributions

A. F. T. and S. E. W. conceptualized the work. A. F. T., J. C. W., A. V.-L., X. X., and S. E. W. designed experiments and analyzed data. A. F. T., J. C. W., A. V.-L., and X. X. performed the experiments. S. E. W. wrote the manuscript with editing from J. C. W. and A. F. T.

Conflicts of interest

There are no conflicts to declare.

Acknowledgements

The authors are grateful to the National Institutes of Health (NIH R01 GM123098) and the National Science Foundation (NSF CAREER 1752244) for financial support of this work. We thank Dr Charles DeBrosse (Temple University) for NMR spectroscopic assistance and Dr Charles W. Ross III, Director: Automated Synthesis and Characterization at University of Pennsylvania Chemistry for providing high-resolution mass spectral data.

Notes and references

- 1 K. Sepčić, *J. Toxicol.*, 2000, **19**, 139–160.
- 2 P. Madaan and V. K. Tyagi, *J. Oleo Sci.*, 2008, **57**, 197–215.
- 3 B. J. Coe, *et al.*, *Adv. Funct. Mater.*, 2003, **13**, 347–357.
- 4 S. Sowmiah, J. M. S. S. Esperanca, L. P. N. Rebelo and C. A. M. Afonso, *Org. Chem. Front.*, 2018, **5**, 453–493.
- 5 T. Welton, *Chem. Rev.*, 1999, **99**, 2071–2083.



- 6 E. V. Dehmlow and S. S. Dehmlow, *Phase Transfer Catalysis*, Verlag Chemie, Weinheim, Germany, 2nd edn 1983.
- 7 R. V. Sella, P. V. Reshetov and A. P. Kriven'ko, *Chem. Heterocycl. Compd.*, 2001, **37**, 798–821.
- 8 R. Lavilla, *J. Chem. Soc., Perkin Trans. 1*, 2002, 1141–1156.
- 9 A. Grozavu, *et al.*, *Nat. Chem.*, 2019, **11**, 242–247.
- 10 M. Kiamehr, *et al.*, *Tetrahedron*, 2012, **68**, 9685–9693.
- 11 S. Dong, X. Fu and X. Xu, *Asian J. Org. Chem.*, 2020, **9**, 1133–1143.
- 12 J. Zou and P. S. Mariano, *Photochem. Photobiol. Sci.*, 2008, **7**, 393–404.
- 13 J.-N. Derosiers, *et al.*, *Chem. Sci.*, 2016, **7**, 5581–5586.
- 14 J. A. Bull, J. J. Mousseau, G. Pelletier and A. B. Charette, *Chem. Rev.*, 2012, **112**, 2642–2713.
- 15 J. A. Joule and K. Mills, *Heterocyclic Chemistry Ch. 8*, John Wiley & Sons Ltd., West Sussex, UK, 2010.
- 16 Z. S. Ye, M. W. Chen, Q. Chen, L. Shi and Y. Duan, *Angew. Chem., Int. Ed.*, 2012, **51**, 10181–10184.
- 17 D. J. Robinson, S. P. Spurlin, J. D. Gorden and R. R. Karimov, *ACS Catal.*, 2020, **10**, 51–55.
- 18 G. Bertuzzi, *et al.*, *ACS Catal.*, 2016, **6**, 6473–6477.
- 19 E. Vitaku, D. T. Smith and J. T. Njardarson, *J. Med. Chem.*, 2014, **57**, 10257–10274.
- 20 C. D. Vanderwal, *J. Org. Chem.*, 2011, **76**, 9555–9567.
- 21 F.-S. He, S. Ye and J. Wu, *ACS Catal.*, 2019, **9**, 8943–8960.
- 22 S. L. Rössler, *et al.*, *Angew. Chem., Int. Ed.*, 2020, **59**, 9264–9280.
- 23 For a recent report demonstrating the utility of pyridinium salts other than 2,4,6-triphenylpyridinium in radical cross coupling see: M. Rathnayake and J. D. Weaver, *Org. Lett.*, 2021, **23**, 2036–2041.
- 24 R. Weiss and J. Seubert, *Angew. Chem., Int. Ed. Engl.*, 1994, **33**, 891–893.
- 25 R. Corbo and J. L. Dutton, *Coord. Chem. Rev.*, 2018, **375**, 69–79.
- 26 B. T. Kelley, J. C. Walters and S. E. Wengryniuk, *Org. Lett.*, 2016, **18**, 1896–1899.
- 27 J. C. Walters, A. F. Tierno, A. H. Dubin and S. E. Wengryniuk, *Eur. J. Org. Chem.*, 2018, 1460–1464.
- 28 A. De Mico, R. Margarita and G. Piancatelli, *Gazz. Chim. Ital.*, 1995, **215**, 325.
- 29 V. V. Zhdankin, *et al.*, *J. Org. Chem.*, 2003, **68**, 1018–1023.
- 30 F. Kniep, S. M. Walter, E. Herdtweck and S. M. Huber, *Chem.–Eur. J.*, 2012, **18**, 1306–1310.
- 31 Z. Yuan, R. Cheng, P. Chen, G. Liu and S. H. Liang, *Angew. Chem., Int. Ed.*, 2016, **55**, 11882–11886.
- 32 F. C. S. Sousa, A. F. Tierno and S. E. Wengryniuk, *Molecules*, 2017, **22**, 780.
- 33 A. Yoshimura and V. V. Zhdankin, *Chem. Rev.*, 2016, **116**, 3328–3435.
- 34 X. Li, P. Chen and G. Liu, *Beilstein J. Org. Chem.*, 2018, **14**, 1813–1825.
- 35 For an example of *N*-HVIs in pyridination of thio- seleno- and tellurophenes see: S. Egalahewa, M. Albayer, A. Aprile and J. L. Dutton, *Inorg. Chem.*, 2017, **56**(3), 1282–1288.
- 36 T. J. Donohoe, *et al.*, *Chem.–Eur. J.*, 2011, **17**, 58–76.
- 37 For an example of the synthesis of vinyl pyridinium salts via olefin C–H pyridination see: L. Liao, R. Guo and X. Zhang, *Angew. Chem., Int. Ed.*, 2017, **56**, 3201–3205.
- 38 V. A. Potapov, R. S. Ishigeev, I. V. Shkurchenko, S. V. Zinchenko and S. V. Amosova, *Molecules*, 2020, **25**, 376–390.
- 39 For aminolactonization via imidoiodane aziridination see: D. Karila, L. Lemen and R. H. Dodd, *Org. Lett.*, 2011, **13**, 5830–5833.
- 40 For catalytic use of an imidoiodane aziridination for oxyamination see: X.-J. Deng, *et al.*, *J. Org. Chem.*, 2021, **86**, 235–253.
- 41 For use of a tethered urea in I(III) oxyamination see: B. M. Cochran and F. E. Michael, *Org. Lett.*, 2008, **10**, 5039–5042.
- 42 For a recent report of I(III) oxyamination use a bifunctional carbamate nucleophile see: C. Wata and T. Hashimoto, *J. Am. Chem. Soc.*, 2021, **143**, 1745–1751.
- 43 Studies on *N*-HVI HGT reactions using other pendant nucleophiles, such as alcohols, amines, and amides, are currently underway in our laboratory and will be reported in due course.
- 44 H. A. Sharma, K. M. Meenie, E. E. Kwan and E. N. Jacobsen, *J. Am. Chem. Soc.*, 2020, **142**, 16090–16096.
- 45 T. Okuyama, T. Takino, T. Sueda and M. Ochiai, *J. Am. Chem. Soc.*, 1995, **117**, 3360–3367.
- 46 M. Shah, M. J. Taschner, G. F. Koser and N. L. Rach, *Tetrahedron Lett.*, 1986, **27**, 4557–4560.
- 47 T. Okuyama, T. Takino, K. Sato and M. Ochiai, *Chem. Lett.*, 1995, 955–956.
- 48 Tania, S. D. Houston, L. Sharp-Bucknall, T. B. Poynder, M. Albayer and J. L. Dutton, *Chem.–Eur. J.*, 2020, **26**, 15863–15866.
- 49 T. P. Pell, S. A. Couchman, S. Ibrahim, D. J. D. Wilson, B. J. Smith, P. J. Barnard and J. L. Dutton, *Inorg. Chem.*, 2012, **51**, 13034–13040.

