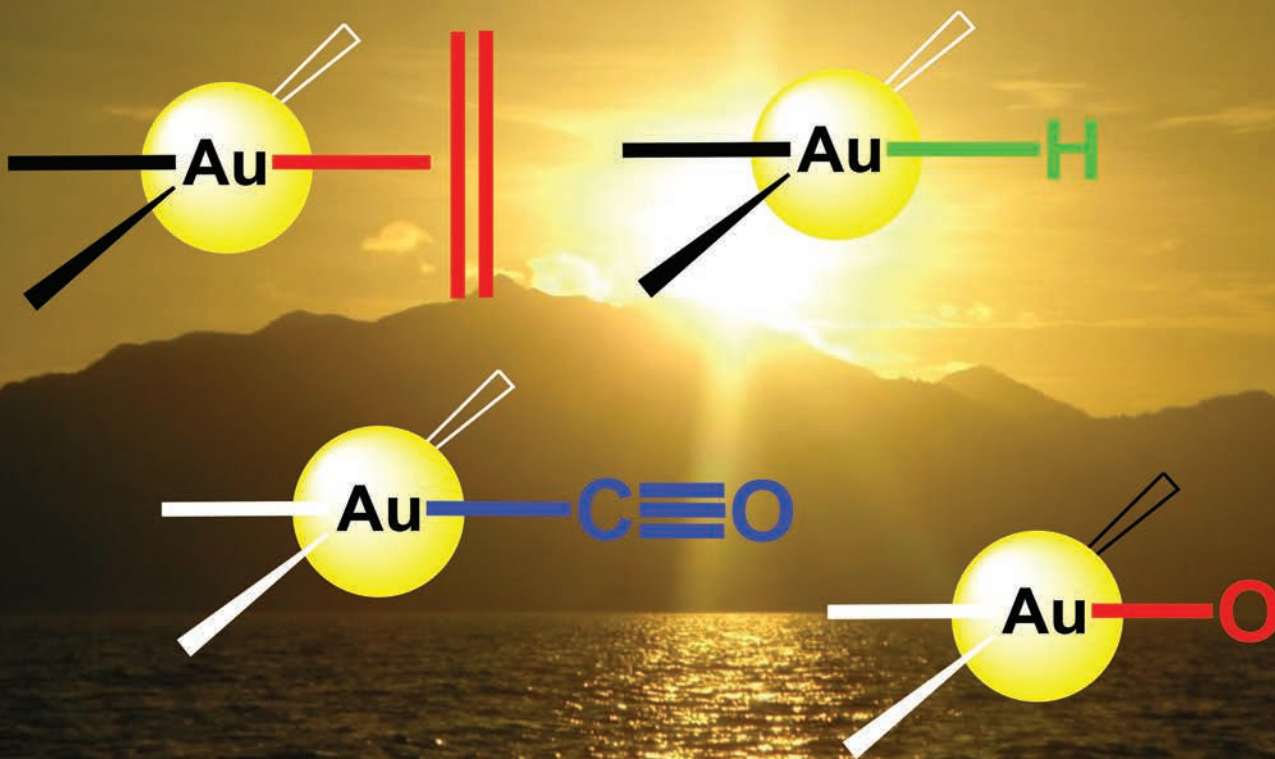


# Dalton Transactions

An international journal of inorganic chemistry

[www.rsc.org/dalton](http://www.rsc.org/dalton)



ISSN 1477-9226



**PERSPECTIVE**

Manfred Bochmann *et al.*

An element through the looking glass: exploring the Au–C, Au–H and Au–O energy landscape

CrossMark  
click for updatesCite this: *Dalton Trans.*, 2015, **44**,  
20785Received 7th October 2015,  
Accepted 12th November 2015

DOI: 10.1039/c5dt03930d

www.rsc.org/dalton

## An element through the looking glass: exploring the Au–C, Au–H and Au–O energy landscape

Dragoş-Adrian Roşca,<sup>a,b</sup> Joseph A. Wright<sup>a</sup> and Manfred Bochmann<sup>\*a</sup>

Gold, the archetypal “noble metal”, used to be considered of little interest in catalysis. It is now clear that this was a misconception, and a multitude of gold-catalysed transformations has been reported. However, one consequence of the long-held view of gold as inert metal is that its organometallic chemistry contains many “unknowns”, and catalytic cycles devised to explain gold’s reactivity draw largely on analogies with other transition metals. How realistic are such mechanistic assumptions? In the last few years a number of key compound classes have been discovered that can provide some answers. This Perspective attempts to summarise these developments, with particular emphasis on recently discovered gold(III) complexes with bonds to hydrogen, oxygen, alkenes and CO ligands.

### Introduction

Gold catalysts, both homogeneous and heterogeneous, have seen a meteoric rise in importance in the last three decades, and interest continues unabated.<sup>1</sup> This has been

amply documented, for example, in special editions of major review journals.<sup>2,3</sup> For organic transformations, gold in the oxidation state +1 is overwhelmingly used as the catalyst, as documented in recent reviews concerning synthetic applications.<sup>4–8</sup> Important aspects in homogeneous gold(I) catalysis include, *inter alia*, the role of oxidation states, silver activators, ligand structure and the role of counter-anions,<sup>4</sup> the formation of heterocycles,<sup>9,10</sup> the nature of gold carbene intermediates,<sup>11</sup> the influence of aurophilic interactions<sup>12</sup> on Au(I) catalysis,<sup>13</sup> silver-free gold catalysts,<sup>14</sup> as

<sup>a</sup>School of Chemistry, University of East Anglia, Norwich, NR4 7TJ, UK.  
E-mail: m.bochmann@uea.ac.uk; Tel: +44 (0)16035 92044

<sup>b</sup>Max-Planck-Institut für Kohlenforschung, D-45470 Mülheim/Ruhr, Germany

**Dragoş-Adrian Roşca**

Dragoş Roşca obtained his PhD degree from the University of East Anglia in 2014 working on gold pincer complexes under the supervision of Professor Manfred Bochmann. He had earlier graduated with an M.Sc from Babeş-Bolyai University, Romania, on organoselenium chemistry (2009) and worked at the University of Rennes 1 on alkali-metal catalyzed ring opening polymerisations (2009–10, with Dr Y. Sarazin

and Prof. J.-F. Carpentier). He is now a postdoctoral research associate in the group of Prof. Alois Fürstner at the MPI für Kohlenforschung in Mülheim/Ruhr.

**Joseph A. Wright**

Joseph Wright obtained his PhD degree from the University of Cambridge in 2003 working on the mechanism of the Wacker reaction under the supervision of Dr Jonathan Spencer. He then undertook postdoctoral positions at the University of Southampton (2003–2004 in the group of Dr Andreas Danopoulos) and at UEA (2005–2008 with Professor Manfred Bochmann and 2008–2012 with Professor Christopher Pickett). In 2012 he was

appointed as Lecture in Energy Materials at the University of East Anglia, and has interests in organometallic chemistry, reaction mechanism and DFT modelling.



well as the important role of counterions and their effect on chemo- and regioselectivity<sup>15</sup> and of chiral Brønsted acids<sup>16</sup> in gold catalysis. Gold(III) catalysts have also found widespread applications in synthetic methodology, most commonly in the form of simple gold salts such as AuCl<sub>3</sub> as catalysts or catalyst precursors.<sup>17,18</sup> While such catalysts can be fast and efficient, as Schmidbaur pointed out in a recent review,<sup>18</sup> the nature and oxidation state of the catalyst is in most cases difficult to determine and remains a matter of conjecture.

Gold occupies a unique position in the Periodic Table. It is the most electronegative metallic element, with a Pauling electronegativity value close to that of carbon and hydrogen (Au: 2.54; C: 2.55; H: 2.20). As gold(I), with d<sup>10</sup> configuration, it is akin to a main group element, while as gold(III) it behaves as a transition metal and displays a coordination chemistry which mirrors that of other heavy-metal d<sup>8</sup> ions. The 3<sup>rd</sup> row elements platinum, gold and mercury are strongly affected by relativistic effects,<sup>19</sup> which cause an expansion of the 5d orbitals and a contraction of the 6s shell and reach their maximum for gold. There are certainly many chemical and structural similarities between the d<sup>8</sup> systems platinum(II) and gold(III), which have led to platinum and gold catalysts often being compared side-by-side.<sup>20,21</sup> Numerous reaction mechanisms and intermediates proposed for gold catalysed reactions have been drawn up in analogy to organometallic palladium or platinum catalysts.

However, there are also significant differences between those two neighbours in the Periodic Table. Most prominent are the redox potentials, which are very much more positive for gold than for platinum (values under standard conditions, 1 M aqueous acid, 25 °C):

$$\text{Au}^{3+}/\text{Au}^0 \quad 1.52 \text{ V}$$

$$\text{Au}^{3+}/\text{Au}^+ \quad 1.36 \text{ V}$$

$$\text{Au}^+/\text{Au}^0 \quad 1.83 \text{ V}$$

$$\text{Pt}^{2+}/\text{Pt}^0 \quad 1.19 \text{ V}$$

Gold(III) is therefore very much more readily reduced than platinum(II), to either Au(I) or Au(0), and the formation of purple gold nanoparticles during the course of unsuccessful reactions is only too familiar to practitioners of gold chemistry. The redox chemistry of gold is illustrated, for example, by the ability of “naked” solvated Au<sup>+</sup> ions to oxidatively cleave benzylic C–H bonds of arenes with an oxidation potential of up to 1.82 V, and even the C–C bonds of diaryl-methanes, to give carbocation intermediates, with metallic gold being generated in the process.<sup>22</sup> Oxidation catalysts based on mixtures of AuCl and the diketiminate anion [HC(MeC=NC<sub>6</sub>H<sub>3</sub>Pr<sup>i</sup><sub>2</sub>)<sub>2</sub>]<sup>−</sup> have been reported,<sup>23</sup> the assumption being that under such conditions Au(I) diketiminato chelate complexes are generated *in situ* as catalytically active species.<sup>24</sup> However, it was shown subsequently that even at 0 °C Au(I) and [HC(MeC=NAr)<sub>2</sub>]<sup>−</sup> anions lead to the immediate reduction to metallic gold,<sup>25</sup> which would seem to suggest that the observed oxidation catalysis is in all probability effected by gold nanoparticles. In other organic transformations, reduction of Au(III) vinyl intermediates to Au(I) could be demonstrated, while the formation of gold nanoparticles could be excluded by X-ray absorption spectroscopy (XAS) methods.<sup>26</sup> On the other hand, there are also notable cases where Au(III) vinyl reaction intermediates of the type [(vinyl)AlCl<sub>3</sub>]<sup>−</sup> and [(vinyl)<sub>2</sub>AuCl<sub>2</sub>]<sup>−</sup>, could be isolated and structurally characterised.<sup>27</sup>

The particular bonding and redox characteristics of gold are of course reflected in the reactivity of the types of intermediates that, by analogy to other metal-catalysed reactions, are assumed to be involved in catalysis: complexes with alkenes and alkynes, CO, metal hydrides and alkyls are all quite reasonable proposals, but, in the case of gold, how much is really known about such compounds? For which ligands or ligand combinations, and for which gold oxidation states, is it realistic to assume the existence, or indeed non-existence, of such species?

Gold, as the embodiment of a noble metal, had long been regarded as unreactive and chemically uninteresting; it is therefore a late-comer to catalysis. This means that many aspects of fundamental organometallic chemistry, which after all forms the basis of our understanding of catalytic mechanisms, remained unexplored for gold. The most dramatic example of this are olefin complexes: whereas platinum(II) provided the first alkene complex of any transition metal, Zeise's salt K[PtCl<sub>3</sub>(η<sup>2</sup>-C<sub>2</sub>H<sub>4</sub>)], reported in 1827,<sup>28,29</sup> ethylene

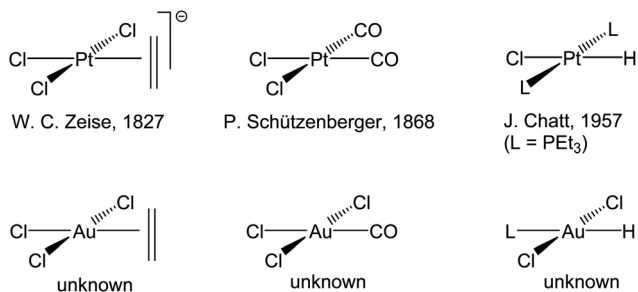


**Manfred Bochmann**

*Manfred Bochmann received his Diploma degree from the University of Marburg in 1977, followed by a PhD at Imperial College London in 1979 with Professor Sir Geoffrey Wilkinson. He worked in ICI central research 1980–83 before moving to a lectureship in inorganic chemistry at the University of East Anglia. He was promoted to a personal chair in 1994. From 1995–2000 he worked at the University of Leeds as Head of In-*

*organic and Structural Chemistry. On his return to UEA he served as Head of the School of Chemical Sciences and Pharmacy 2006–9 and as Head of the School of Chemistry until 2011. He was awarded the RSC Medal for Organometallic Chemistry in 2003, a Leverhulme Senior Research fellowship in 2011 and an ERC Advanced Grant in 2014. He has published over 280 research articles, several books and numerous patents, mainly on Group 4 metallocene-based olefin polymerisation catalysts. In the last few years his research has concentrated on the organometallic chemistry of gold.*





**Scheme 1** Classical platinum(II) complex types and their hypothetical gold(III) analogues.

complexes of the isoelectronic Au(III) ion are conspicuous by their absence (Scheme 1). Similarly, hydride complexes of platinum(II) have been known for over 50 years,<sup>30</sup> whereas those of Au(III) remained unknown.

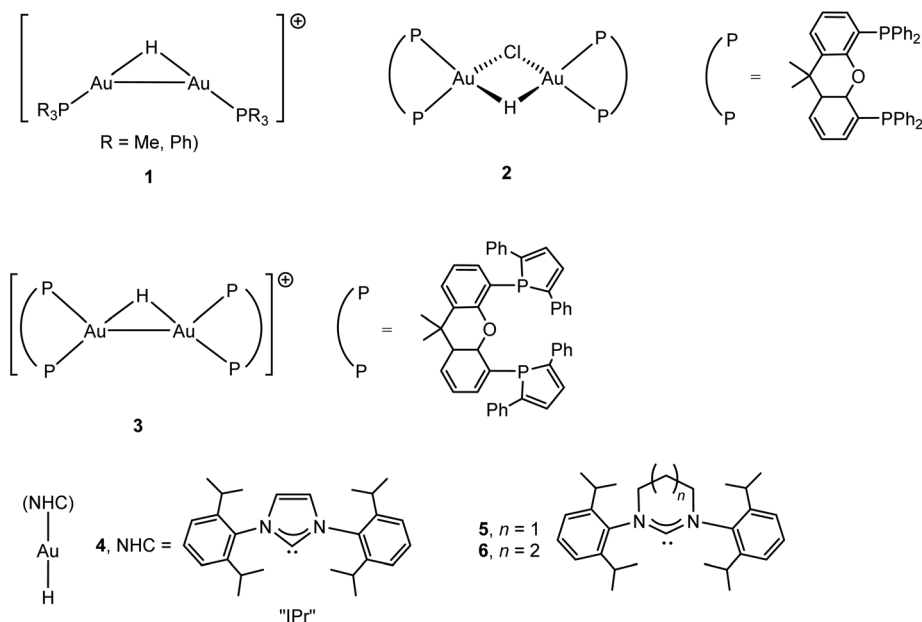
This brief Perspective presents some recent results on the identification and characteristics of some key types of catalysis-relevant gold complexes and tries to highlight the similarities and differences in bonding and reactivity of species with Au–C, Au–H and Au–O bonds. As will be seen, in some cases these gold complexes display a reactivity pattern that is rather different from that of most other transition metal compounds.

## The Au–H bond

The chemistry of gold hydrides and compounds with hydrogen bonds to gold have recently been the subject of a comprehen-

sive review.<sup>31</sup> Early attempts to generate gold hydride complexes and to stabilise gold(III) with complex anions like  $\text{BH}_4^-$  and  $\text{AlH}_4^-$  at  $-120^\circ\text{C}$  were reported by Wiberg; the result in all cases was reduction to metallic gold.<sup>32</sup> The formation of gold hydrides and their stability is of course particularly interesting in connection with catalytic cycles since H-transfer,  $\beta$ -H elimination or M–C bond hydrogenolysis are common reaction steps in transition metal catalysis. The first examples of isolable gold hydrido species were binuclear metal complexes  $(\text{CO})_5\text{M}(\mu\text{-H})\text{AuPPh}_3$  (M = Cr, Mo, W) and  $\text{LAu}(\mu\text{-H})\text{ML}_n$  [ $\text{ML}_n = \text{IrH}_2(\text{PPh}_3)_3$  or  $\text{Pt}(\text{C}_6\text{Cl}_5)(\text{PEt}_3)_2$ ];<sup>33,34</sup> all these bimetallic compounds show strongly shielded hydride NMR resonances between  $\delta -2$  and  $-6$  ppm (in contrast to terminal  $\text{Au}^{\text{I}}\text{-H}$ , *vide infra*). Hydrides of gold in oxidation states I, II and III could be identified by vibrational spectroscopy in the reactions of laser-ablated gold atoms condensed into frozen gas matrices at 5 K or below, including  $(\text{H}_2)\text{AuH}$ ,  $(\text{H}_2)\text{AuH}_3$ ,  $\text{AuH}_2$ ,  $\text{AuH}_4^-$  and  $\text{AuH}_2^-$ .<sup>35</sup> Evidence for more thermally stable hydride complexes was provided by mass spectrometry, to give ions of type **1**,<sup>36</sup> and by NMR studies of the reactions of  $(\text{P}^{\wedge}\text{P})\text{AuCl}$  with  $\text{PhMe}_2\text{SiH}$ , which gave binuclear H-bridged compounds **2** and **3** (Scheme 2); such hydrides are thought to be involved in gold-catalysed alcohol dehydrosilylation. The  $^1\text{H}$  NMR hydride signal of **2** was found at  $\delta 8.29$  ( $J_{\text{PH}} 49.5$  Hz), and while the  $^1\text{H}$  signal of **3** could not be detected, the  $^2\text{H}$  resonance occurs at  $\delta 7.0$  ppm ( $J_{\text{PD}} 8.4$  Hz).<sup>37,38</sup>

The first example of a mononuclear gold(I) hydride was isolated by Sadighi in 2008,  $(\text{IPr})\text{AuH}$  (**4**), either by the reaction of  $(\text{IPr})\text{AuCl}$  with  $\text{LiHBET}_3$ , or by treating  $(\text{IPr})\text{AuO}^t$  with  $\text{HSi}(\text{OMe})_3$  (IPr = 1,3-bis(2,6-diisopropylphenyl)imidazole-2-ylidene). The hydride ligand gives rise to a signal with positive chemical shift, at  $\delta 5.11$  in  $\text{C}_6\text{D}_6$  ( $\delta 3.38$  in



**Scheme 2** Types of gold(I) hydride complexes.



$\text{CD}_2\text{Cl}_2$ ), with an Au–H IR stretching frequency of  $1976\text{ cm}^{-1}$  ( $\nu_{\text{Au-D}} 1407\text{ cm}^{-1}$ ).<sup>39</sup> The same compound was also made from  $(\text{IPr})\text{AuOH}$ .<sup>40</sup> This family of gold hydrides stabilised by N-heterocyclic carbene (NHC) ligands was recently increased by ring-expanded carbenes to give **5** and **6** ( $\delta^1\text{H}$  3.57 and 3.15, respectively, in  $\text{C}_6\text{D}_6$ ) (Scheme 2). Protonation of **5** or **6** with  $[\text{H}(\text{OEt}_2)[\text{B}\{\text{C}_6\text{H}_3(\text{CF}_3)_2\}_4]$  at  $-80\text{ }^\circ\text{C}$  gave  $\mu\text{-H}$  cations of type **1**, indicated by a high-field shift of the hydride  $^1\text{H}$  NMR signal by 4–5 ppm; the suspected intermediate gold dihydrogen complexes  $[(\text{NHC})\text{Au}(\text{H}_2)]^+$  could not be detected.<sup>41</sup>

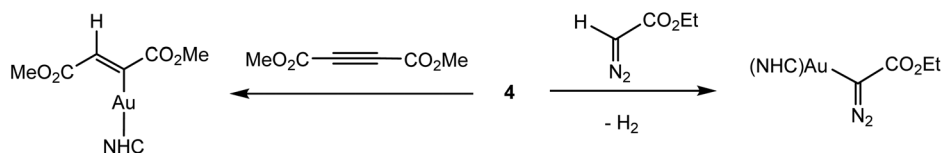
Given the very similar electronegativities of gold and hydrogen, the Au–H bond can be expected to show little “hydridic” character. And indeed, solid **4** is stable to air and moisture at ambient conditions, does not react with protic solvents like *t*-butanol, and reacts only very slowly with benzoic acid. It also does not react with 3-hexyne or diphenylacetylene. On the other hand, dimethyl acetylenedicarboxylate gives a *trans*-insertion product, and ethyldiazoacetate reacts under C–H activation (Scheme 3). The hydride ligand in **4** can however be abstracted by  $\text{CPh}_3^+$  to give a binuclear hydride-bridged cation of type **1**, indicated by the high-field shift of the  $^1\text{H}$  NMR signal to  $\delta$  0.42.<sup>39</sup>

The mesityl-substituted analogue of **4**,  $(\text{IMes})\text{AuH}$ , shows low reactivity in the hydrodefluorination of perfluoroarenes, but the reaction is accelerated by *p*-dimethylaminopyridine

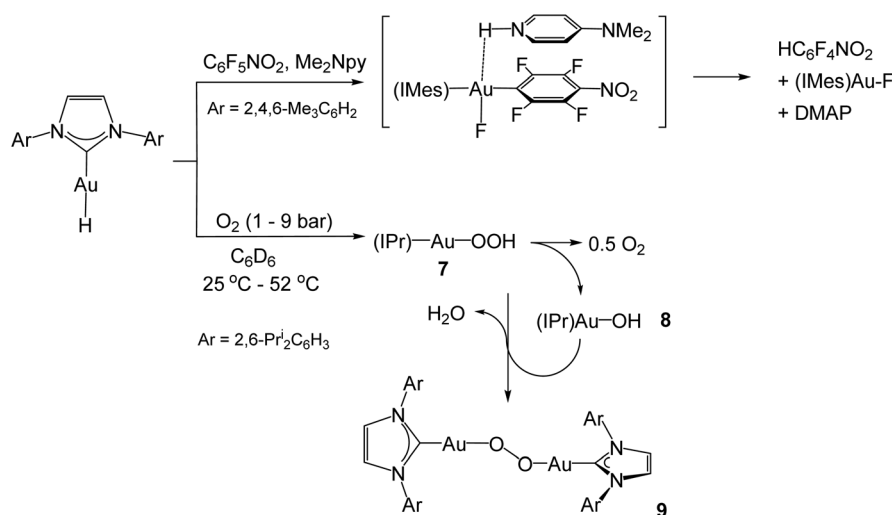
(DMAP) and involves a spectroscopically detectable  $\pi$ -stacked intermediate (Scheme 4).<sup>42</sup> Under 1–9 bar  $\text{O}_2$ , complex **4** undergoes slow dioxygen insertion into the Au–H bond to give the hydroperoxide **7**. The reaction is 1<sup>st</sup> order in both  $[\text{O}_2]$  and  $[\text{Au}]$ . Product **7** readily decomposes to  $(\text{IPr})\text{AuOH}$  (**8**), followed by condensation of **7** with **8** to give the structurally characterised peroxide **9** (Scheme 4).<sup>43</sup>

The reaction of **4** with stable radicals was used to estimate the Au–H bond energy. Whereas **4** does not react with TEMPO (= 2,2,6,6-tetramethyl-1-piperidin-*N*-oxide), the hydride ligand is abstracted by galvinoxyl, with formation of the crystallographically characterised galvinoxide salt **10** (Scheme 5). Since the O–H bond dissociation energies (BDEs) of TEMPOH and galvinoxyl-H are  $291\text{ kJ mol}^{-1}$  and  $329\text{ kJ mol}^{-1}$ , respectively, this provides an estimate of the Au–H bond energy between these two values.<sup>43</sup>

Gold(I) hydrides could, in principle, also be formed by  $\beta\text{-H}$  elimination of gold(I) alkyls, and conversely, the hydrogenation of unsaturated substrates is usually thought of as involving the  $\beta$ -insertion of a coordinated alkene or alkyne into a metal–H bond. Gold(I) is of course a  $d^{10}$  system, without suitable energetically accessible vacant orbitals for interacting with a  $\beta\text{-C-H}$  bond, nor for the coordination of an olefinic substrate. It is therefore consistent that for  $(\text{IPr})\text{AuEt}$  a high barrier for  $\beta\text{-H}$  elimination was found, such that this pathway becomes kinetically competitive only above the decomposition temperature of

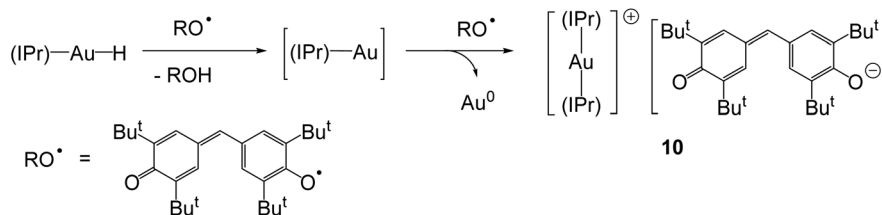


Scheme 3 Reactions of  $(\text{IPr})\text{AuH}$ .



Scheme 4





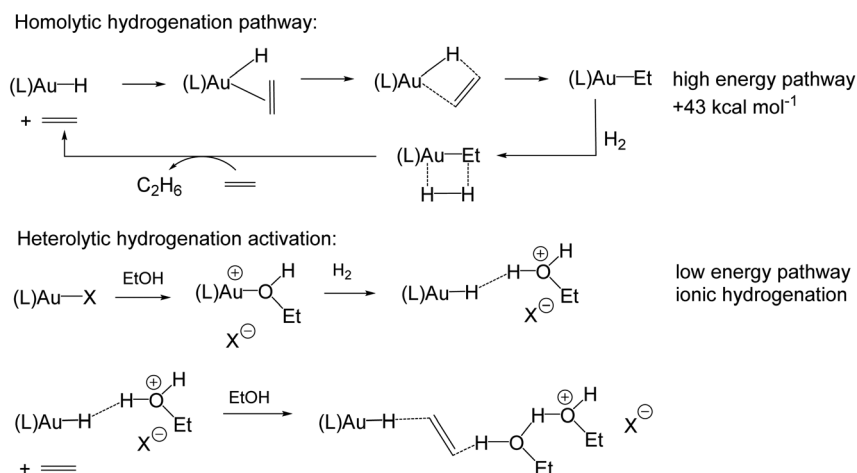
Scheme 5

the complex (>200 °C).<sup>44</sup> As Bertrand has shown, both  $\beta$ -H and, much more slowly,  $\alpha$ -H abstractions from gold alkyls are possible, but only by using an external electrophile such as  $\text{CPh}_3^+$ , not however by intramolecular H-transfer reactions.<sup>45</sup> In line with this, calculations have suggested that for alkene hydrogenations with homogeneous gold(I) catalysts in polar solvents like ethanol, a heterolytic, solvent-assisted  $\text{H}_2$  activation pathway prevails over a  $\sigma$ -bond metathesis-type Au-C bond cleavage by an  $\text{H}_2$  molecule (Scheme 6). Alkene hydrogenation is thought to follow an ionic mechanism, in which a proton is delivered from the solvent to the alkene. The rate of alkene hydrogenation increases therefore as the stability of the resulting carbocation increases, e.g. cyclohexene > ethene. The hydride is delivered from the gold species. Whatever the detailed energetics of these solvent-assisted mechanisms, it is clear that for gold catalysts the ionic reaction profiles are always energetically favoured over the homolytic pathway.<sup>46</sup>

In addition to gold(I) catalysts, gold(III) catalyst precursors are also frequently employed in organic transformations. However, in the large majority of cases the fate of the gold species, the oxidation state and the coordination environment of the resulting gold species under such conditions are a matter of conjecture. The facile reduction of Au(III) to Au(I) suggests that the active species formed *in situ* are most probably gold(I), particularly if catalysts with labile ligands are

used, such as  $\text{AuCl}_3$ .<sup>18,47,48</sup> The inadvertent formation of catalytically active gold nanoparticles is also not easy to rule out. Hydride complexes such as  $\text{HAuCl}_2$  are occasionally invoked in catalytic cycles,<sup>49</sup> but as yet no such species has actually been identified. Schiff-base gold(III) complexes, supported and unsupported, proved to be potent catalysts for the hydrogenation of diethyl itaconate, comparable in activity to palladium catalysts. The process of hydrogen activation (heterolytic, ethanol-assisted) and the likely intermediacy of Au(III) hydride species was explored by computational methods. Square-planar Au(III) hydride and hydrido-ethylene complexes are energetically favoured; the alternative formation of a 5-coordinate  $[(\text{O}^-\text{N}^-\text{N})\text{AuH}(\text{C}_2\text{H}_4)]^+$  species was disfavoured by an increased energy barrier (Scheme 7).<sup>50</sup> This confirms the general picture that, although Au(III) complexes with coordination numbers 5 and 6 are not unknown,<sup>51</sup> the square planar geometry is strongly preferred. There was, however, no experimental evidence that the postulated species could actually be detected.

Polydentate ligands offer the possibility of stabilising complexes kinetically and may also shift the redox potentials sufficiently to allow isolation and characterisation of such elusive hydride species. Cyclometallated mono- and diarylpyridine ligands provide particular stability; e.g. 2,6-diphenylpyridine derivatives form  $\text{C}^-\text{N}^+\text{C}$  bonded pincer complexes with



Scheme 6 Computational modelling of Au(I) mediated hydrogenation steps (L = IPr).





**Scheme 7** Computational models for proposed intermediates in alkene hydrogenation catalysed by Au(III) Schiff base complexes.<sup>50</sup>

Au(III). An example is the gold hydroxide **11** which has proved to be a highly versatile starting material; for example, it undergoes aryl transfer reactions with boronic acids in toluene under neutral conditions and C–H activates fluoroarenes, to give photoluminescent gold aryl complexes in essentially quantitative yields.<sup>52</sup> Surprisingly, the reaction of **11** with “superhydride”, LiHBEt<sub>3</sub>, at –78 °C followed by stirring at room temperature proceeds without reduction of the metal centre and gives the gold hydride **12** as a yellow crystalline complex, the first example of an isolable Au(III) hydrido complex (Scheme 8).<sup>53</sup>

The complex was crystallographically characterized and the gold-bound H atom was located in the electron density map. The infrared spectrum of the compound shows a sharp  $\nu_{\text{Au-H}}$  band at 2188 cm<sup>-1</sup>. This is higher than the value for (IPr)AuH (1976 cm<sup>-1</sup>) but comparable to the frequencies assigned to AuH and (H<sub>2</sub>)AuH in an argon matrix (2226.6 and 2173.6 cm<sup>-1</sup>, respectively). In the <sup>1</sup>H NMR spectrum the hydride ligand gives rise to a broad singlet at  $\delta$  –6.51 in CD<sub>2</sub>Cl<sub>2</sub> and at  $\delta$  –5.73 in C<sub>6</sub>D<sub>6</sub>. The deuteride shows a <sup>2</sup>H NMR resonance at  $\delta$  –6.58 (CD<sub>2</sub>Cl<sub>2</sub>).<sup>53</sup>

The observed Au–H <sup>1</sup>H NMR chemical shift for **12** is in line with theoretical predictions (taking relativistic effects into account), which show that systems with fully filled d-shell are dominated by deshielding spin–orbit coupling and signals are therefore found at low field, (e.g. the Au(I) complexes 4–6),

whereas for d<sup>8</sup> systems the spin–orbit coupling is strongly shielding, resulting in hydride resonances high-field of TMS,<sup>54</sup> as is indeed observed. The chemical shift therefore does not allow any conclusions to be drawn concerning the polarity or “hydridic” character of the Au–H bond.

The Au(III) hydride **12** is stable to air and moisture at ambient conditions, an indication of the highly covalent character of the Au–H bond. The compound was found to be moderately light sensitive, and exposing CH<sub>2</sub>Cl<sub>2</sub> solutions to sunlight for a few hours leads to chloride abstraction from the solvent, with formation of (C<sup>^</sup>N<sup>^</sup>C)AuCl. Complex **12** does not reduce CO<sub>2</sub> or benzaldehyde in the dark or under photolytic conditions, and attempted insertion reactions with ethylene, 3-hexyne, phenylacetylene, and even dimethyl acetylenedicarboxylate were unsuccessful. However, it does react with allenes under 1,2-insertion to give isolable Au(III) vinyl complexes.

Hydride **12** is stable to acetic acid. However, treating dichloromethane or toluene solutions with the strong Brønsted acid [H(OEt<sub>2</sub>)<sub>2</sub>][H<sub>2</sub>N{B(C<sub>6</sub>F<sub>5</sub>)<sub>3</sub>}<sub>2</sub>]<sup>55</sup> at –70 °C led to the disappearance of the hydride resonance, together with signals that resembled the product of cleavage of one of the Au–phenyl bonds, [as for example in (HC–N<sup>^</sup>C)Au(C<sub>6</sub>H<sub>4</sub>F)(O<sub>2</sub>CCF<sub>3</sub>)<sup>56</sup>]. Resonances that could be assigned to H<sub>2</sub> were not observed. Similarly, upon reacting the deuteride **12-D** with [H(OEt<sub>2</sub>)<sub>2</sub>][H<sub>2</sub>N{B(C<sub>6</sub>F<sub>5</sub>)<sub>3</sub>}<sub>2</sub>] or trifluoroacetic acid at



**Scheme 8** Formation and reactivity of (C<sup>^</sup>N<sup>^</sup>C)Au<sup>III</sup>H.


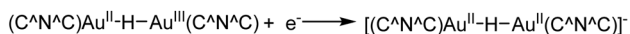
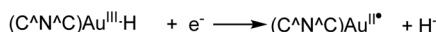


−70 °C gave no evidence of the characteristic triplet of HD. The major product on warming to room temperature was the free 2,6-diphenylpyridine ligand.<sup>57</sup> It is evident that H<sup>+</sup> attack takes place on the Au–C(phenyl) bond in preference to the hydride, in agreement with the covalent nature of the Au–H bond in **12**.

A more unusual reaction of **12** occurs if excess (C<sup>^</sup>N<sup>^</sup>C)AuOH is present: water is eliminated in a slow reductive condensation reaction, to give the gold–gold bonded dimeric Au(II) complex **14**, a rare example of a thermally stable Au(II) complex with an unsupported Au–Au bond. For comparison, the recently reported dimer [Au<sup>II</sup>(CF<sub>3</sub>)<sub>2</sub>(py)]<sub>2</sub> follows the thermodynamic trend and spontaneously disproportionates in solution to give Au(I) and Au(III) products.<sup>58</sup> By contrast, **14** can be heated to 120 °C without decomposition, is stable to air and moisture in the solid state, and in some reactions turns out to be the unreactive end product. On UV irradiation it shows green photoluminescence. No reaction was observed between **14** and elemental sulfur in toluene (60 °C, 12 h) or with O<sub>2</sub> under 9 bar pressure, even though calculations suggest that O<sub>2</sub> insertion into the gold–gold bond is exothermic by 136 kJ mol<sup>−1</sup>.<sup>59</sup> The lack of reactivity is most probably a reflection of the steric shielding provided by the four *t*-butyl substituents that envelope the Au–Au bond. On the other hand, iodine cleaves the Au–Au bond cleanly to give (C<sup>^</sup>N<sup>^</sup>C)AuI.

The reduction of the hydride **12** to the Au(II) dimer **14** was studied by cyclic voltammetry. **12** shows three reduction waves with peak potentials at −2.00 V (corresponding to a metal-centred Au(III) → II) reduction), −2.25 V and −2.60 V vs. Fc<sup>+0</sup>, respectively. The −2.25 V wave was tentatively assigned to the reduction of a hydride-bridged species, such as [(C<sup>^</sup>N<sup>^</sup>C)Au<sup>II</sup>–H–Au<sup>III</sup>(C<sup>^</sup>N<sup>^</sup>C)], formed from the reaction of **12** with a (C<sup>^</sup>N<sup>^</sup>C)Au<sup>II</sup> radical (Scheme 9). The reduction wave at −2.60 V corresponds to ligand based multi-electron processes. The reduction process of **12** differs from that of the hydroxide **11**, where no such binuclear intermediate could be identified, which suggested that under these conditions the Au–O bond is more readily cleaved than the Au–H bond.<sup>59</sup>

The results also provided an estimate of the bond enthalpy difference between Au–OH and Au–H bonds in **11** and **12** (neglecting differences in solvation between hydride and hydroxide), which showed that the Au<sup>III</sup>–H bond is more stable than Au–OH by *ca.* 19 kJ mol<sup>−1</sup>. This agrees qualitatively with the bond strength trend determined by DFT calculations.<sup>60</sup>



**Scheme 9** Electrochemical processes in the reduction of the gold(III) hydride **12** to the Au(II) dimer **14**.<sup>59</sup>

This energy difference has a number of consequences and makes gold chemistry distinctive from other metals (*vide infra*).

The oxidation of the dimer **14** (+0.59 V vs. Fc<sup>0/+</sup>) was found to be irreversible at all voltage scan rates. This seems to suggest that the 1-electron oxidation product of the Au(II) dimer is unstable and likely undergoes rapid follow-up chemistry. There was no evidence for detectable amounts of a mixed-valence radical cation intermediate [(C<sup>^</sup>N<sup>^</sup>C)Au<sup>II</sup>–Au<sup>III</sup>(C<sup>^</sup>N<sup>^</sup>C)]<sup>+</sup> in the oxidation process.

Electrochemistry also allowed the determination of the Au<sup>II</sup>–Au<sup>II</sup> bond energy of **14**. Neglecting entropic contributions, the Au<sup>II</sup>–Au<sup>II</sup> bond enthalpy was estimated as 198 ± 1 kJ mol<sup>−1</sup>, in reasonably good agreement with DFT calculations (225 kJ mol<sup>−1</sup>).<sup>59</sup> For comparison, Pyykkö described the Au<sup>II</sup>–Au<sup>II</sup> bond as a 6s6p<sub>z</sub>5d<sub>xy</sub> hybrid and calculated a bond energy of 255 kJ mol<sup>−1</sup> for [Au<sup>II</sup>(CF<sub>3</sub>)<sub>2</sub>(py)]<sub>2</sub>.<sup>61</sup> This suggests that the stability differences between this complex and **14** is due to kinetic rather than thermodynamic factors.

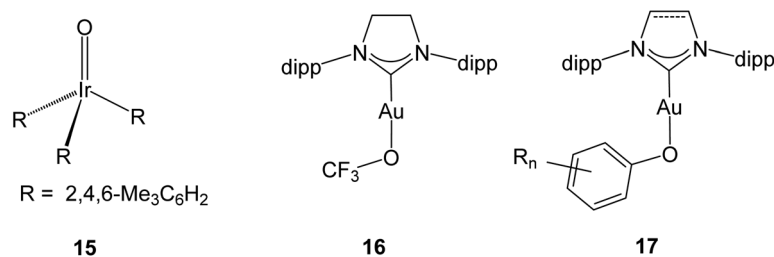
## The Au–O bond

Heterogeneous gold catalysts are involved in a number of oxidation reactions, and the reaction pathways and the surface species that are likely to be involved have been the subject of numerous experimental and computational studies. Selective oxidations and the mode of O<sub>2</sub> activation on oxide-supported gold catalysts for CO oxidation have been reviewed.<sup>62,63</sup> A number of studies are concerned with oxygen activation and the role of Au(μ-O)Au species in CO oxidation and at the Au/oxide support interface.<sup>64</sup> Models including Au–O–Au and Au–O–O–Au moieties have been proposed as key species in O<sub>2</sub> activation of supported gold catalyst supported on a variety of metal oxides.<sup>65</sup> Gold hydroperoxides are likely involved in the catalytic synthesis of H<sub>2</sub>O<sub>2</sub>,<sup>66</sup> as gold surface species<sup>67</sup> and in catalytic methanol oxidation.<sup>68</sup> Evidence has also been provided for peroxide and superoxide adsorbed on anionic<sup>69</sup> and cationic<sup>70</sup> gold clusters, and a variety of species including hydrides, hydroxides, peroxides and hydroperoxides are thought to be involved in propene oxidation.<sup>71</sup> With few exceptions these proposed mechanisms and surface intermediates are based on DFT modelling. Key to rationalising all these processes is a detailed understanding of the gold–oxygen bond, including possible π-bonding contributions and preferred coordination geometries.

The nature of the metal–oxide bond has been the subject of considerable debate, notably the possibility (or impossibility) of forming terminal oxo species L<sub>n</sub>M=O with metals in groups 9–11 (the “oxo wall”). Indeed, the only structurally confirmed example of a noble metal oxo complex is Wilkinson’s O=Ir(mes)<sub>3</sub> (**15**, d<sup>4</sup>) (Scheme 10),<sup>72</sup> and there is indirect evidence for Pt<sup>IV</sup>=O (d<sup>6</sup>).<sup>73</sup> Earlier claims of an octahedral Au(III) (d<sup>8</sup>) oxo species with an Au=O double bond proved to be based on error.<sup>74</sup>



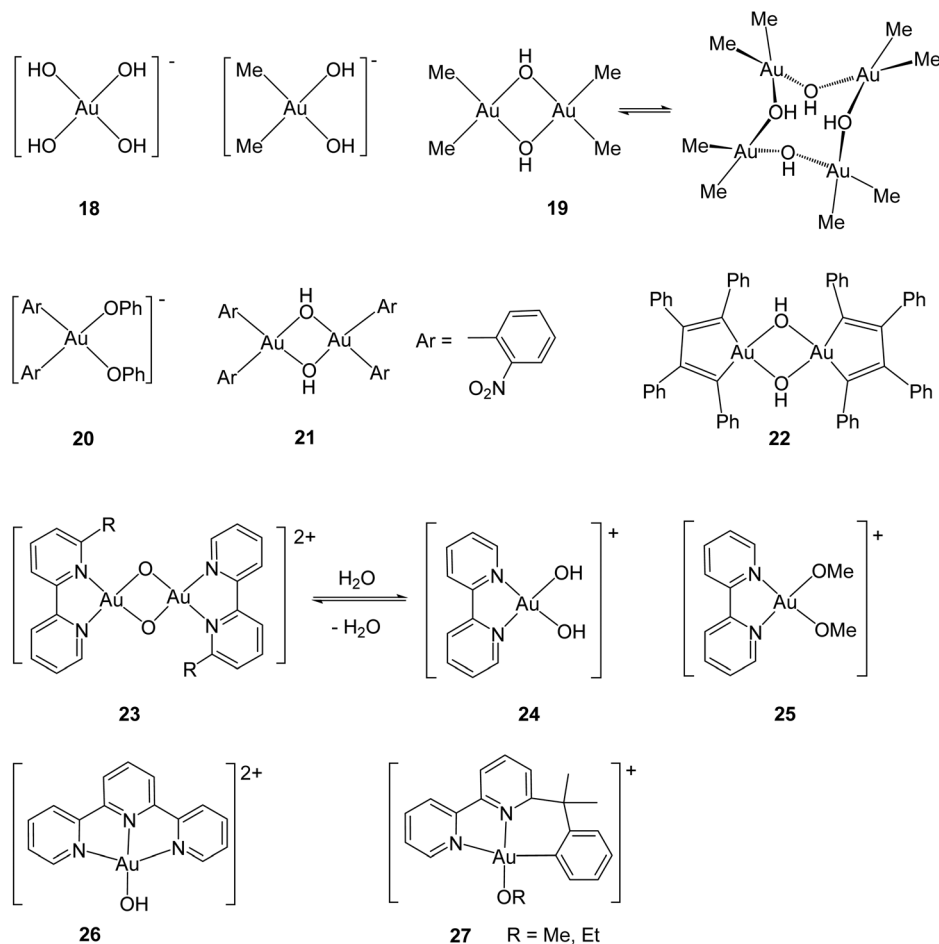




**Scheme 10** Examples of metal oxo and gold(I) alkoxide complexes (dipp = 2,6-Pr<sup>i</sup><sub>2</sub>C<sub>6</sub>H<sub>3</sub>).

The gold–oxygen bond in Au(I) complexes has been the subject of some detailed theoretical investigations, *e.g.* (NHC) Au–OCF<sub>3</sub> (**16**) which, with an Au–O–C angle of 118.3(4)°, shows little evidence of  $\pi$ -overlap.<sup>75</sup> For (NHC)Au–O–aryl complexes of type **17** it has been argued that there is interaction between the phenolate lone electron pairs and the Au–C antibonding orbital. The Au–O–C(aryl) angles are indeed much wider than expected for sp<sup>3</sup> hybridisation [in the range of 121.2–126(3)°], but significant steric repulsion between the bulky NHC and aryloxy ligands must be taken into account.<sup>76</sup>

In contrast to gold(I), which prefers coordination to “soft” donors like phosphorus and sulfur, gold(III) has long been known as a “hard”, Lewis acidic metal ion. This is probably best exemplified by the square-planar tetrahydroxoaurate anion, [Au(OH)<sub>4</sub>]<sup>−</sup> (**18**) which forms numerous salts,<sup>77</sup> as well as by the classical work of Tobias concerning the identification of dimethylgold aquo ions [Me<sub>2</sub>Au(OH<sub>2</sub>)<sub>2</sub>]<sup>+</sup>, Na[Me<sub>2</sub>Au(OH)<sub>2</sub>] and dimethylgold hydroxide **19** (Scheme 11). The latter is a dimer in solution but forms a tetrameric structure in the crystal, based on square-planar Me<sub>2</sub>Au( $\mu$ -OH)<sub>2</sub> building



**Scheme 11** Classical examples of gold(III) oxo, hydroxo and alkoxo complexes.



blocks.<sup>78</sup> Vicente showed that gold complexes with aryl ligands form similar compounds with Au–O bonds, including phenolate (**20**) and hydroxide (**21**) derivatives.<sup>79</sup> The structure of the hydroxide **22** has also been determined.<sup>80</sup>

Like other Lewis acids, gold(III) readily forms adducts with pyridine and related N-donors, such as 2,2'-bipyridyl and terpyridyl. The formation of cyclometallated *ortho*-arylpyridine derivatives has proved a particularly successful strategy for the preparation of gold(III) complexes with oxo and hydroxo ligands. Scheme 11 shows a number of representative examples. While terminal Au=O complexes are unknown, gold(III) compounds with bridging oxo ligands are well established. In **23**, for example, the square-planar metal centres form part of a planar Au<sub>2</sub>O<sub>2</sub> core, with Au–O single-bond distances of 1.976(3) and 1.961(3) Å (for R = CH<sub>2</sub>Bu<sup>t</sup>).<sup>81</sup> The oxide **23** is in equilibrium with the hydroxo complex **24**.<sup>82</sup> Analogous alkoxides have also been prepared and structurally characterised, such as **25**.<sup>82</sup> Tridentate ligands form more stable pincer complexes and have been useful in providing dicationic terpyridyl-ligated gold hydroxides such as **26**,<sup>83</sup> as well as the cyclometallated N<sup>∧</sup>N<sup>∧</sup>C-bonded complexes **27**.<sup>84</sup>

However, as of 2012 there were no reports of isolable gold complexes containing the types of O-ligands that were being postulated in heterogeneous gold-catalysed oxidations, such as superoxides Au–OO<sup>•</sup>, peroxides Au–OO–Au, and hydroperoxides Au–OOH. We were therefore interested in the synthesis and characterisation of such compounds.

Given that the hydroxide (C<sup>∧</sup>N<sup>∧</sup>C)AuOH (**11**) had proved an ideal starting material for hydride synthesis (Scheme 8), we chose this compound as the starting point for reactions with peroxides. The reaction of **11** with *t*-BuOOH readily affords the alkylperoxide **28**. Similarly, treatment of **11** with H<sub>2</sub>O<sub>2</sub> resulted in the rather delicate hydroperoxide **29**, which has a tendency to condense with excess **11** to give the peroxide **30**. This water elimination is reversible. Such a dehydration reaction also

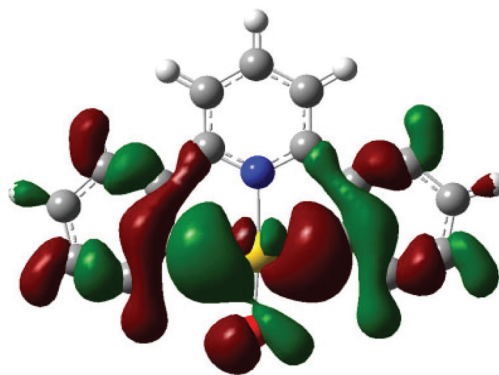
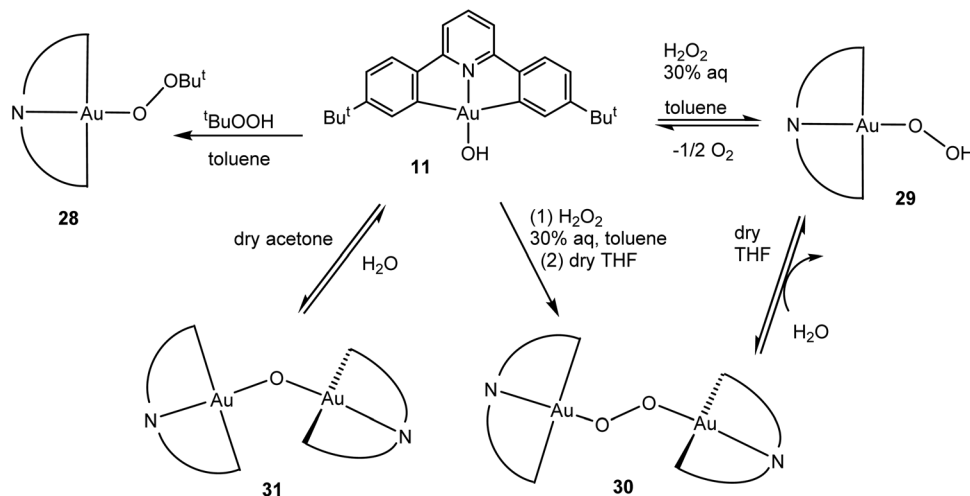


Fig. 1 HOMO–1 orbital of (C<sup>∧</sup>N<sup>∧</sup>C)AuOH (**11**), showing the relative phases of Au orbitals and the lone pairs of the OH ligand.

became apparent when **11** was stirred in dry solvents (*e.g.* dry acetone), which led to the formation of the  $\mu$ -oxide **31** (Scheme 12). The identity of all these species was confirmed by X-ray crystallography. Oxide and hydroxide are in equilibrium, as are peroxide and hydroperoxides.<sup>60</sup> Subsequently a gold(I) *t*-butylhydroperoxide has also been prepared by an analogous route.<sup>85</sup>

The crystal structure of the  $\mu$ -oxide **31** also answers the question concerning possible  $\pi$ -bonding contributions to the Au–O interaction. With less electron-rich metals, M–O  $\pi$ -bonding leads to a widening of the M–O–M angle up to 180° and M–O bonds with partial double-bond character. The Au–O–Au angle in **31**, on the other hand, is 113.5°, only slightly less acute than the tetrahedral angle of 109.5°, a rather small steric effect given the bulkiness of the two (C<sup>∧</sup>N<sup>∧</sup>C)Au fragments. There is therefore no evidence for any interaction between the Au(III) centres and the lone pairs on the bridging O ligand. This is further borne out by DFT calculations on **11**, which show that the lobes of the gold(III) d-orbitals and of the oxygen lone pairs in the rele-



Scheme 12 Generation and interconversion of gold(III) oxide and peroxide complexes.<sup>60</sup>



**Table 1** Calculated Au–X and Pt–X bond dissociation energies (BDEs)<sup>60</sup> and experimental comparison data (kJ mol<sup>-1</sup>)

Compound <sup>a</sup>	BDE	On Au(111) surface <sup>b</sup>	Diatomic compound	BDE <sup>c</sup>
LAu–OH (11)	279	251		
LAu–OAU (31)	206		Au–O	223 ± 21
LAu–OOH (29)	168	108		
LAu–OOAU (30)	126			
LAu–H (12)	317		Au–H	292 ± 8
LAu–Me	262			
LAu–OMe	209			
(C <sup>^</sup> N <sup>^</sup> C)Pt–H	350		Pt–H	352 ± 38
(C <sup>^</sup> N <sup>^</sup> C)Pt–OH	367		Pt–O	391 ± 42
(C <sup>^</sup> N <sup>^</sup> C)Pt–Me	297			

<sup>a</sup> L = C<sup>^</sup>N<sup>^</sup>C pincer ligand. <sup>b</sup> Estimates based on single-crystal absorption calorimetry, values from ref. 65c. <sup>c</sup> Data from: J. A. Martinho Simoes and J. L. Beauchamp, *Chem. Rev.*, 1990, **90**, 629.

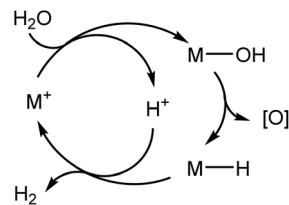
vant MO (here HOMO–1) are out of phase (Fig. 1). The same result was found for the hydroperoxide 29.<sup>60</sup>

Attempts to generate these Au peroxide species directly from O<sub>2</sub> failed: neither the hydride 12 nor the Au(II) dimer 14 insert O<sub>2</sub>, even under forcing conditions, in spite of the calculated exothermic character of the reaction. The reactivity of these (C<sup>^</sup>N<sup>^</sup>C)Au(III) pincer complexes differs therefore from the behaviour of palladium and platinum, where O<sub>2</sub> insertions into M–H and Pd–Pd bonds proceed with ease.<sup>86,87</sup>

The reactivity of these gold(III) hydride and oxide species is in keeping with the Au–X bond energies. Pertinent values are given in Table 1.

The gold(III) hydroperoxides, peroxide and oxide species are interconvertible. Treatment of the hydroperoxides with a phosphine PAR<sub>3</sub> led to selective and stepwise O-atom abstraction, with formation of the phosphine oxide (Ar = 4-C<sub>6</sub>H<sub>4</sub>R; R = H, F, Me, OMe) (Scheme 13). Electron-donating R groups increased the reaction rate. O-abstraction from the oxide 31 generated the Au(II) dimer 14. Remarkably, even the hydroxide 11 could be deoxygenated, to give the hydride 12.

These reaction sequences are in line with the bond energy trend, Au–H > Au–O. The transformation of a metal hydroxide into a metal hydride (in the absence of a hydride transfer

**Scheme 14** Principle of a water-splitting cycle based on M–OH deoxygenation.

agent) is unique to Au(III) and is not known for any other metal.

For platinum(II), the order of bond energies is reversed, Pt–H < Pt–O, and the hydroxide-to-hydride transformation is thermodynamically unfavourable. This is therefore an example of a reaction which gold can do but platinum cannot. However, the energetics are very carefully balanced: whereas the Au–OH deoxygenation works for Au(III), gold(I) hydroxides like (IPr)AuOH do not react.

The hydroxide to hydride conversion is, in principle, a key step in a water splitting cycle which does not require oxidation state changes of the metal (Scheme 14). However, so far it has not been possible to close the cycle because the gold hydride is too stable and does not react with acids under H<sub>2</sub> elimination.

The oxygen abstraction by phosphines proceeds *via* a concerted mechanism. The kinetics (over the temperature interval –10 to –55 °C, toluene) show a secondary kinetic isotope effect  $k_H/k_D = 1.45$ , consistent with an Au–O–H bending motion in the rate limiting step. DFT studies confirmed that the oxygen is abstracted *via* an external attack by phosphine (PMe<sub>3</sub> as model); intermediates involving a 5-coordinate phosphine adduct of gold could not be identified. <sup>18</sup>O-labelling confirmed that the phosphine oxide formed was derived from the gold hydroxide. The reaction is 1<sup>st</sup> order in both [Au] and [PR<sub>3</sub>]; the kinetic parameters ( $E_a = 31.4 \pm 1.7$  kJ mol<sup>-1</sup>;  $\Delta H^\ddagger = 35.02(67)$  kJ mol<sup>-1</sup>;  $\Delta S^\ddagger = -105.9(3)$  J mol<sup>-1</sup> K<sup>-1</sup>) show a strongly negative entropy of activation, in agreement with an associative mechanism. The rates for different phosphines

**Scheme 13** Oxygen transfer reactions of Au(III)–O complexes.



**Scheme 15** Proposed mechanism for O-abstraction from Au<sup>III</sup>-OH by phosphines.

with electron donating and withdrawing *para*-substituents follow a Hammett relationship ( $\rho = -3.15$ ), with electron-donating groups such as Me or OMe accelerating the rates substantially. The negative  $\rho$  value ( $-1.05$  per aryl ring) suggests that positive charge is built up on the reaction centre and is in good agreement with a zwitterionic transition state (Scheme 15).<sup>60</sup>

In summary, studies in gold(III) oxide systems have confirmed the absence of double-bond character and of  $\pi$ -bonding contributions in the Au-O bond. The first examples of gold peroxides and hydroperoxides have been isolated. The Au-OO bond is substantially weaker than the Au-O(oxide) and Au-OH bonds, and all of these are weaker than the Au-H bond. Both Au(I) and Au(III) hydrides are highly covalent species, stable to air and moisture and surprisingly resistant to weak acids. One interesting consequence of these bond energy differences was the facile O-abstraction from a gold(III) hydroxide to give the corresponding gold hydride, a reaction that is so far unique to Au(III) and found neither for Pt(II) nor for Au(I).

## Gold $\pi$ -complexes of alkenes and alkynes

The chemistry of  $\pi$ -complexes of gold in various oxidation states with alkenes and alkynes has recently been the subject of a very detailed and comprehensive review.<sup>88</sup> Only a brief summary of the main complex types needs to be given here. The first alkene adducts of AuCl were reported in the 1960s by Chalk<sup>89</sup> and Hüttel;<sup>90</sup> the latter developed this chemistry throughout the 1970s and 80s.<sup>88</sup> The advent of very non-

coordinating anions made it possible to isolate complexes where Au(I) is exclusively ligated to alkenes, as in the trigonal-planar [Au(C<sub>2</sub>H<sub>4</sub>)<sub>3</sub>]<sup>+</sup> (32), [Au(norbornene)<sub>3</sub>]<sup>+</sup> and tetrahedral [Au(COD)<sub>2</sub>]<sup>+</sup> cations (COD = 1,5-cyclooctadiene) (33) (Scheme 16).<sup>91–93</sup> The reaction of the gold(III) oxide [Au<sub>2</sub>( $\mu$ -O)<sub>2</sub>(bipy)<sub>2</sub>]<sup>2+</sup> with alkenes proceeds with reduction to give the Au(I) bipyridyl-stabilised alkene complexes of type 34 (bipy = variously 6,6'-substituted bipyridyl), with alkene = styrene, *p*-methoxystyrene,  $\alpha$ -methylstyrene, *cis*-stilbene; the complexes with norbornadiene, COD and dicyclopentadiene are alkene-bridged binuclear species.<sup>94</sup> Tris(pyrazolato)borates act as bidentate N-donor ligands in the zwitterionic complex 35.<sup>95</sup>

Strongly donating phosphine and NHC ligands have proved useful in stabilising two-coordinate Au(I) complexes of type 36. These complexes have recently been reviewed.<sup>96</sup> Complexes with alkenes carrying 1–4 substituents are now known, including the crystallographically characterised isobutene (L = IPr) and tetramethylethylene derivatives (L = Bu<sup>t</sup><sub>2</sub>PC<sub>6</sub>H<sub>4</sub>-2-Ph).<sup>97,98</sup> Structurally similar complexes have been reported for 1,3-dienes, which are  $\eta^2$ -coordinated, as well as for cyclic dienes, allenes,<sup>99</sup> and vinyl ethers.<sup>100</sup> An  $\eta^2$ -cyclopentadiene complex of type 36 has also been characterised (L = Bu<sup>t</sup><sub>2</sub>PC<sub>6</sub>H<sub>4</sub>-2-Ph), and mixtures of Ph<sub>3</sub>PAuCl and AgSbF<sub>6</sub> were found to polymerise cyclopentadiene and 1,3-cyclohexadiene. A mechanism was not suggested, although Au<sup>+</sup> or H<sup>+</sup> initiated carbocationic diene polymerisation seems most likely.<sup>101</sup>

The structural chemistry of gold(I) alkyne complexes follows the pattern set out for alkene adducts and was recently discussed in detail by Schmidbaur.<sup>88</sup> The involvement of Au(I) alkyne compounds in homogeneous gold catalysed alkyne reactions has been reviewed.<sup>102</sup> Two-coordinate adducts prevail, and complexes of cyclic alkynes tend to be the most



**Scheme 16** Types of Au(I) alkene complexes.





**Scheme 17** Formation of oligonuclear cationic gold alkyne complexes ( $L = \text{P}(\text{Bu}^t)_3$ ).<sup>107</sup>

stable due to the stronger  $\pi$ -interactions of strained  $\text{C}\equiv\text{C}$  bonds with metal centres.<sup>103–105</sup> Complexes of  $\text{AuCl}$  with non-cyclic alkynes tend to be thermally sensitive. It has proved possible to crystallographically characterise the 3-hexyne complex  $\text{AuCl}(\text{EtC}\equiv\text{CEt})$ , which shows a  $\text{C}\equiv\text{C}$  bond length of 1.224(6) Å, only marginally longer than that of a typical non-coordinated alkyne (around 1.202 Å).<sup>106</sup> In line with this very small degree of bond elongation, structural and DFT studies on  $\text{Au}(\text{i})$  complexes with cyclic alkynes have shown that  $\text{C}\equiv\text{C}$   $\pi$ -donation into the  $\sigma^*$  orbital of the  $\text{Au-L}$  bond ( $L = \text{NHC}$ ) is 3–4 times larger than  $d(\text{Au}) \rightarrow \pi^*(\text{C}\equiv\text{C})$  back-donation. These observations explain the electrophilic activation of alkynes by  $\text{LAu}^+$  fragments in gold(i) catalysed reactions. Surprisingly,  $\text{AuCl}$  proved to be both the strongest donor and the strongest acceptor.<sup>104</sup> With silyl alkynes, desilylation has been observed, which leads to a number of structurally characterized oligonuclear complexes (37),<sup>107</sup> not dissimilar to the interactions postulated for di-gold activation of alkynes.<sup>108</sup> Desilylation of bis(silyl) acetylene gave a tetranuclear dication 38 (Scheme 17).

NMR spectroscopic studies ( $^1\text{H}$ - $^{19}\text{F}$  HOESY experiments) showed that the relative cation-anion positions in gold(i) alkyne complexes  $[(\text{L})\text{Au}(\text{alkyne})]^+\text{BF}_4^-$  have been found to vary, depending on the ligand structure; the anion is located close to gold in the phosphine complex 39 but has close interactions with the alkyne ligand in the NHC derivative 40 (Scheme 18). DFT studies showed that the phosphine complex in this case is the stronger  $\pi$ -acceptor.<sup>109</sup> Anions also play an important role in the intermolecular alkoxylation of alkynes catalysed by carbene-based gold(i) salts,  $(\text{NHC})\text{AuX}$  ( $\text{X}^- = [\text{B}(\text{C}_6\text{H}_3(\text{CF}_3)_2)_4]^-$ ,  $\text{BF}_4^-$ ,  $\text{OTf}^-$ ,  $\text{OTs}^-$ ,  $\text{TFA}^-$ , or  $\text{OAc}^-$ ). The anion is involved in alcohol deprotonation, and the intermediate basicity of the  $\text{OTs}^-$  anion gave the most efficient catalysis.<sup>110</sup>

In addition to the mono-alkyne adducts of  $\text{AuCl}$  and  $[(\text{L})\text{Au}]^+$ , the bis- and tris-alkyne compounds 41–43 have also been characterised (Scheme 19). The structures are analogues of alkene adducts, but the tris-cyclooctyne complex 42 shows a



**Scheme 18** Ion pair structures of gold alkyne complexes.<sup>109</sup>

slight propeller-type twist of the ring ligands, with torsion angles of 3.0, 6.3 and 43.9°. The  $\text{Au-C}$  bond lengths to the cyclooctyne with the largest twist are significantly larger than the  $\text{Au-C}$  bonds to the other, in-plane, ligands. This indicates weaker bonding of one of the alkyne ligands, and indeed on recrystallization some alkyne is lost and crystals of the bis-alkyne adduct could also be obtained. In the  $[\text{Au}(\text{cyclooctyne})_2]^+$  cation 43 the alkyne ligands are oriented almost perpendicular to one another. The  $\text{C}\equiv\text{C}$  bonds in these compounds are slightly elongated compared to the corresponding free alkynes, with the largest elongation being displayed by the neutral  $\text{AuCl}$  adduct, which can be expected to display the strongest back-donation.<sup>111</sup>

So far it has not been possible to isolate alkyne complexes of gold(III). Early attempts to react disubstituted alkynes with  $\text{AuCl}_3$  led to reduction.<sup>88</sup> Interestingly, in NMR studies on the reaction of the thermally unstable gold(III) diaryl complex  $[(\text{C}_6\text{F}_5)_2\text{AuCl}]_2$  at  $-80$  to  $0$  °C Laguna *et al.* were able to detect some tantalising indications for the formation of an alkyne complex with the tentative structure  $(\text{C}_6\text{F}_5)_2\text{AuCl}(\eta\text{-PhC}\equiv\text{CH})$  ( $\delta$   $^1\text{H}$  3.76, toluene- $d_8$ ). However, on removal of the solvent above  $-50$  °C the compound decomposed to metallic gold.<sup>112</sup>





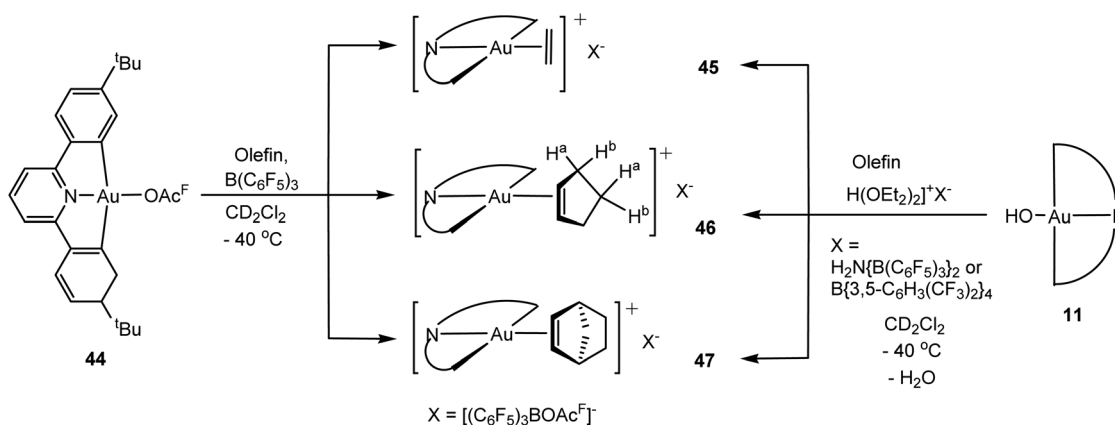
Scheme 19 Structurally characterised bis- and tris-cyclooctyne complexes of gold(I).<sup>111</sup>

By contrast to alkynes, the first examples of alkene complexes of gold(III) have recently been reported, by two very different routes. Initial attempts seemed to confirm the susceptibility of gold(III) alkene species to reduction; for example, efforts to displace the ether ligands in Uson's bis(pentafluorophenyl)gold(III) cation<sup>113</sup>  $[(C_6F_5)_2Au(OEt_2)_2]^+$  with norbornene or 1,5-cyclooctadiene were unsuccessful, while chloride abstraction from  $[(C_6F_5)_2AuCl_2]^-$  with  $AgSbF_6$  in the presence of norbornene led to reductive elimination of perfluorobiphenyl and formation of  $[Au(norbornene)_3]^+$ . The strategy of taking advantage of the stability of the C<sup>∧</sup>N<sup>∧</sup>C pincer ligand framework proved more successful. The trifluoroacetate ligand in  $(C^{\wedge}N^{\wedge}C)Au(OAc^F)$  (**44**) is easily abstracted by  $B(C_6F_5)_3$  in dichloromethane, and adding alkenes to this solution at  $-40$  °C resulted in the clean formation of the corresponding  $\eta^2$ -alkene complexes **45–47** (Scheme 20).<sup>114</sup>

Dichloromethane solutions of the cyclopentene and ethylene complexes are stable up to about 0 and  $-20$  °C, respectively, whereas solutions of the norbornene complex **47** can be handled at 20 °C. Removal of volatiles afforded the complexes

as yellow powders which can be stored indefinitely under nitrogen. Once isolated, these complexes proved stable in the solid state for hours at room temperature and in air with minimal degradation.

In the absence of excess ethylene, complex **45** shows a sharp  $^1H$  NMR singlet at  $\delta$  6.29, *downfield* shifted from the  $\delta$  5.38 signal of free  $C_2H_4$  ( $CD_2Cl_2$ ,  $-40$  °C), in contrast to Au(I) and Pt(II) ethylene complexes, which show an *upfield* shift of the ethylene resonance (Table 2), suggestive of  $\pi$ -electron donation which is poorly compensated by back-bonding. In the presence of excess ethylene the  $^1H$  NMR signals broaden on warming from  $-70$  to  $-10$  °C, as expected for ligand exchange. The  $^{13}C_2H_4$  complex shows a  $^{13}C\{^1H\}$  NMR resonance at  $\delta$  108.9, up from  $\delta$  122.8 for the free alkene;  $J_{CH}$  increased on coordination from 156 to 166 Hz. Similar  $J_{CH}$  values have been found for gold(I) ethylene complexes, although in those cases the changes in the  $^{13}C$  NMR chemical shifts  $\Delta\delta$  ( $^{13}C$ ) are much larger, of the order of 60+ ppm, for both Au(I) and Pt(II). The Au(III)–alkene bond is evidently weaker, particularly the back-bonding contribution, than the Pt(II)–alkene bond.



Scheme 20 Synthesis of gold(III) alkene complexes.

**Table 2** Comparison of NMR data<sup>a</sup> of selected gold(II), platinum(II) and gold(III) alkene complexes

Compound	$\delta^1\text{H}$	$\Delta\delta$ (H)	$\delta^{13}\text{C}$	$\Delta\delta$ (C)	$J_{\text{CH}}$ [Hz]	Ref.
$\text{C}_2\text{H}_4$	5.38		122.8		156	
$[\text{Au}(\text{C}_2\text{H}_4)_3]\text{SbF}_6$	4.94	-0.44	92.7			91a
$\text{HB}(\text{pz}^{\text{CF}_3})_3\text{Au}(\text{C}_2\text{H}_4)^{\text{b,c}}$	3.81	-1.6	63.7	-59.8	165	95
$[(\text{bipy}^{\text{R}})\text{Au}(\text{C}_2\text{H}_4)]\text{PF}_6^{\text{d}}$	3.09	-2.3	61.6	-55.2		94b
$\text{K}[\text{PtCl}_3(\text{C}_2\text{H}_4)]^{\text{e}}$	4.83	-0.55	67.1	-55.7		115 and 116
$[\text{MePt}(\text{PMe}_2\text{Ph})_2(\text{C}_2\text{H}_4)]\text{PF}_6$	4.12	-1.26	84.8	-38.4		116 and 117
<b>45</b>	6.29	0.91	108.9	-13.9	166	114
<i>trans</i> -(py)PtCl <sub>2</sub> -(cyclopentene)	6.23	0.49				118
<b>46</b>	6.30	0.56				114

<sup>a</sup> In  $\text{CD}_2\text{Cl}_2$  unless indicated otherwise. <sup>b</sup>  $\text{pz}^{\text{CF}_3} = 3,5\text{-(CF}_3)_2\text{pyrazolate}$ . <sup>c</sup> In  $\text{CDCl}_3$ . <sup>d</sup>  $\text{bipy}^{\text{R}} = 4\text{-(2'',6''-Me}_2\text{C}_6\text{H}_3)\text{-2,2'-bipyridyl}$ . <sup>e</sup> In 1 M methanolic HCl. The chemical shift of free  $\text{C}_2\text{H}_4$  in this solvent is  $\delta$  5.37.

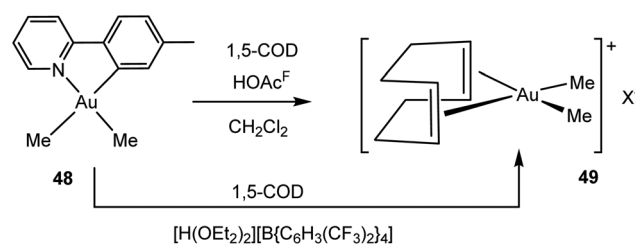
This remarkably low Au(III)–ethylene back-bonding contribution, compared to Pt(II), is further underlined by the calculated rotational barriers. The energy difference for the in-plane and perpendicular ethylene orientations for **45** was estimated to be only 2.4 kJ mol<sup>-1</sup>, less than 10% of the value for isostructural cationic platinum pincer compounds (Scheme 21). This agrees with the donation/back-donation (d/b) ratio obtained by charge decomposition analysis, which gives a value of d/b = 3.41 for Au(III) but d/b = 1.70 for Pt(II), *i.e.* back-donation is much more important for platinum than for gold.<sup>119</sup> This general picture, *i.e.* the remarkably small contribution of back-bonding for Au(III), has since been confirmed for other systems, including chelating olefin and CO complexes (*vide infra*).

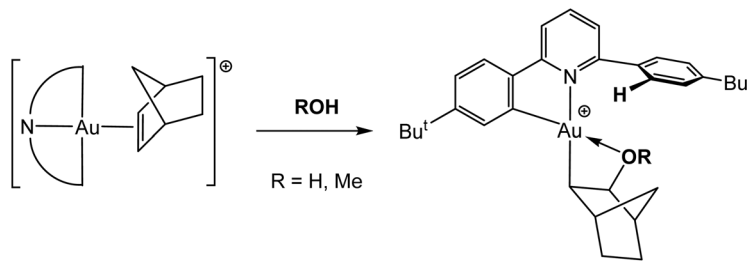
Cyclopentene coordination in **46** was indicated by a downfield shift of the olefinic proton signal from  $\delta$  5.74 to 6.3 ppm, as well as by the inequivalence of the methylene protons. There was no indication of ligand exchange, which would have resulted in the interchange of the methylene-protons H<sub>a</sub> and H<sub>b</sub> (Scheme 20); the CH<sub>2</sub> groups of  $\eta^2$ -cyclopentene are diastereotopic, and coordination is *via* one  $\pi$ -face only.

Unlike the cyclopentene and ethylene compounds, the CH=CH signal of the norbornene complex **47** shows only a small upfield shift from  $\delta$  6.02 to 5.8; in this case a clearer indication of C=C coordination is provided by the bridgehead CH signals, which are shifted from  $\delta$  2.84 for free norbornene to  $\delta$  3.49.<sup>114</sup>

A different route to an Au(III) alkene complex was developed by Tilset and co-workers, by reacting the cyclometallated dimethylgold complex **48** with trifluoroacetic acid at -78 to 0 °C in the presence of COD.<sup>120</sup> Under these conditions the phenyl-

pyridine ligand is displaced, to give *cis*-[Me<sub>2</sub>Au(COD)]<sup>+</sup> (**49**) (Scheme 22). The same cation is formed by protonating **48** with  $[\text{H}(\text{OEt}_2)_2][\text{B}\{\text{C}_6\text{H}_3(\text{CF}_3)_2\}_4]$ . Borate salts of **49**<sup>+</sup> proved suitable for X-ray diffraction. The olefinic <sup>1</sup>H NMR signal is found at  $\delta$  6.39, 0.8 ppm higher than the signal of free COD. The Au–C bonds to the COD ligand are considerably longer than the Pt–COD bonds in the analogous platinum complex (1,5-COD) PtMe<sub>2</sub> (average Au: 2.389; Pt: 2.228 Å), while the C=C bond lengths in both complexes are identical within experimental error (average Au: 1.356(5); Pt: 1.355(17) Å); both show slight elongation compared to free 1,5-COD [C=C 1.340(3) Å]. The Au–C bond length to the two C-atoms of the same C=C bond differ by over 0.04 Å, a consequence of conformational strains in the COD backbone. DFT modelling showed that back-bonding from the metal d<sub>xz</sub> and d<sub>yz</sub> orbitals is substantially weaker for Au(III) than for Pt(II); this reinforces the bonding picture suggested by the spectroscopic results for compounds **45**–**47**.

**Scheme 22** Synthesis of Au(III) COD complexes.<sup>120</sup>**Scheme 21** Rotational barriers in Au(III) and Pt(II) ethylene complexes.



**Scheme 23** Reaction of the gold(III) norbornene complex **47** with protic reagents.<sup>114</sup>

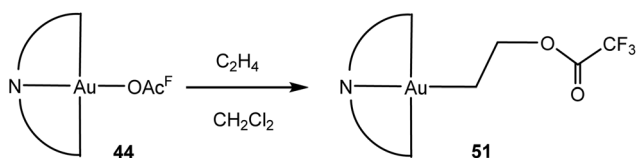
The coordinated C=C bonds in Au(III) complexes are very susceptible to nucleophilic attack. The norbornene complex **47** was found to react with traces of moisture or with alcohols to give the corresponding hydroxy- or alkoxyalkyl complexes **50**, respectively (Scheme 23). The reaction involves the protolytic cleavage of one of the Au–phenyl bonds of the pincer ligand. The OH-derivative was structurally characterized (as  $\text{SbF}_6^-$  salt).<sup>114</sup>

An unusual reaction that was discovered in the course of this work is the direct insertion of ethylene into the Au–trifluoroacetate bond, to give the crystallographically characterised 2-acetatoethyl complex **51** (Scheme 24). The insertion proceeds slowly (14–72 h) at room temperature and is quantitative; it is accelerated by  $\text{AgOAc}^{\text{F}}$  impurities which catalyse the acetate abstraction.<sup>114</sup> The reaction is yet another expression of the thermodynamic trend in  $\text{Au}^{\text{III}}\text{–O}$  and  $\text{Au}^{\text{III}}\text{–C}$  bond strengths (*cf.* Table 1).

The mechanism of ethylene insertion into gold(III)–trifluoroacetate bonds was subsequently investigated in detail by

Tilset and co-workers.<sup>121</sup> In trifluoroacetic acid as the solvent the ethylene insertion is fast (5–30 min). There is a strong kinetic preference for insertion *trans* to the N-donor. The reaction is reversible, and there is ethylene exchange with  $\text{C}_2\text{D}_4$ . With  $Z\text{-C}_2\text{H}_2\text{D}_2$  the *threo* isomer **52-D<sub>2</sub>** is formed, arising from external *anti* attack by acetate on ethylene in the likely intermediate  $[(\text{C}^{\wedge}\text{N})\text{Au}(\text{OAc}^{\text{F}})(\eta^2\text{-C}_2\text{H}_4)]^+$ ; this ethylene complex itself could however not be detected. In trifluoroethanol as solvent the corresponding 2-alkoxyethyl complex **53** is formed (Scheme 25).

Whereas alkene insertions into Au–X bonds lead to functionalised alkyls, the formation of new C–C bonds requires alkene insertion into a gold–alkyl bond. These are generally not at all facile. As Amgoune and Bourissou were recently able to show, such a pathway becomes feasible if a coordinatively unsaturated, formally three-coordinate gold(III) species can be generated. This was successful in the case of the cyclometalated phosphinonaphthalene complex **54** (Scheme 26).<sup>122</sup> While cold ( $-80\text{ }^\circ\text{C}$ ) mixtures of **54** with  $\text{B}(\text{C}_6\text{F}_5)_3$  as methide abstractor failed to react with ethylene or styrene and gave Au– $\text{C}_6\text{F}_5$  species on warming, the reaction with norbornene led to the first observation of an alkene insertion into a gold(III) alkyl bond. The addition of neutral N-donors allowed the isolation of **55**, while chloride addition afforded the crystallographically characterised complex **56**. The *syn*-1,2 character of the insertion process suggests an intramolecular migratory pathway *via* an (undetected) alkene complex  $[(\text{C}^{\wedge}\text{P})\text{AuMe}(\eta^2\text{-norbornene})]^+$  as the intermediate.<sup>123</sup>



**Scheme 24** Ethylene insertion into the gold–trifluoroacetate bond.<sup>114</sup>



**Scheme 25** Ethylene insertion in  $(\text{C}^{\wedge}\text{N})\text{Au}(\text{OAc}^{\text{F}})_2$  complexes.<sup>121</sup>







Scheme 26 Norbornene insertion into an Au–Me bond.<sup>122</sup>

The picture that has emerged is that Au(III) alkene complexes can indeed be isolated and characterized, over 180 years after the first preparation of the famous Pt(II) analogue, Zeise's salt. They differ however substantially from the alkene complexes of both Au(I) and Pt(II) in terms of bonding and reactivity and rely almost entirely on the (C=C)→Au(III) donor interaction, with very little back-bonding contribution and very low rotational barriers. This makes gold(III) alkene compounds highly susceptible to nucleophilic attack, even by traces of moisture or weak nucleophiles such as trifluoroacetate in acidic media. As yet there are no examples of isolable gold(III) alkyne adducts, most likely because alkyne complexes rely for stability even more on  $\pi$ -back-donation.

## CO complexes

The first carbonyl complex of gold was Manchot's AuCl(CO), first reported in 1925.<sup>124,125</sup> Since then a number of neutral<sup>126–130</sup> and cationic<sup>128–134</sup> CO complexes of gold(I) have been described. The bonding of CO to gold in compounds of the type [(L)Au<sup>I</sup>(CO)]<sup>+</sup> (L = phosphine or NHC) has recently been analysed in detail.<sup>135</sup> These complexes are linear. In

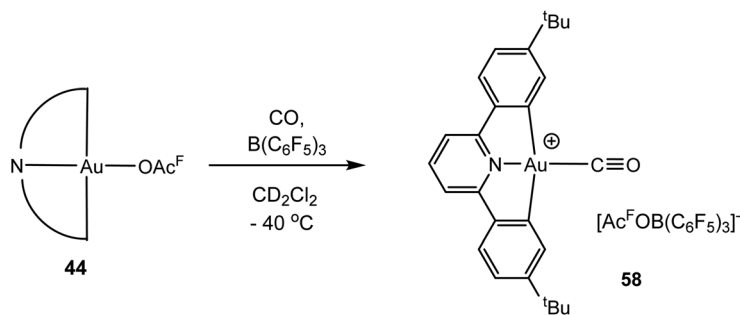
gold–CO complexes the donation of the non-bonding electron pair on carbon dominates over back-donation, which leads to an increase of the CO stretching frequency to a value higher than that of free CO (2143 cm<sup>-1</sup>) and more akin to the formyl cation HC≡O<sup>+</sup> (2184 cm<sup>-1</sup>), a situation found for quite a number of highly electrophilic metal ions (often referred to as “non-classical CO complexes”,<sup>136</sup> a term that is not without objections<sup>137</sup>). For linear gold complexes [(L)AuCO]<sup>+</sup> it was shown that the  $\nu_{\text{CO}}$  stretching frequencies do not correlate readily with the familiar Tolman electronic parameters of the L ligands; instead the  $\nu_{\text{CO}}$  frequencies are mainly determined by the flux of  $\pi$ -electron density from the L–Au bond.<sup>135</sup> A three-coordinate CO complex with a chelating carboranyl bis(phosphine) ligand, [(P<sup>^</sup>P)Au–CO]<sup>+</sup> (57), has also been reported; here the increased electron density provided by the chelating phosphine increases the  $\pi$ -back-bonding sufficiently to give the first “classical” gold CO complex ( $\nu_{\text{CO}}$  = 2113 cm<sup>-1</sup>) (Scheme 27).<sup>138</sup> The situation resembles that in the three-coordinate styrene complex 34, which also shows stronger back-bonding than two-coordinate alkene complexes.<sup>94</sup>

The CO complexes of gold(I) are mainly interesting from a bonding perspective. Since the metal has a full complement of d-electrons and there are no energetically accessible orbitals



Scheme 27 Representative types of Au(I) CO complexes, with  $\nu_{\text{CO}}$  stretching frequencies (cm<sup>-1</sup>).<sup>128,129,133,138</sup>





Scheme 28 Synthesis of Au(III) CO complexes.

*cis* to CO, Au(I) carbonyls do not participate in carbonylation catalysis.<sup>139</sup> On the other hand, Au–CO adducts are likely involved in heterogeneous gold catalysis, including the much-studied catalytic oxidation of CO<sup>64,65</sup> and of methanol.<sup>67,68</sup> This includes surface species of TiO<sub>2</sub>-supported CO oxidation catalysts where gold is thought to be present as Au<sup>3+</sup> ions; and CO adducts with  $\nu_{\text{CO}} = 2158 \text{ cm}^{-1}$  have been identified.<sup>140</sup>

However, isolable CO complexes of gold in the oxidation state +III were unknown. Indeed, as early as 1905 it was reported<sup>141</sup> that treating HAuCl<sub>4</sub> with CO leads to reduction and is in fact an excellent method for the preparation of colloidal gold nanoparticles; this method continues to be used for this purpose.<sup>142</sup>

Given that Au(III) and Pt(II) are isoelectronic and Pt(II) provided the first transition metal carbonyl complex ever made, PtCl<sub>2</sub>(CO)<sub>2</sub> (1868),<sup>143</sup> the lack of isolable Au(III) CO complexes is rather surprising. Redox potentials can of course be shifted by suitable ligands, and in spite of the reducing power of CO, we found recently that CO complexes of Au(III) are in fact readily accessible. Thus, treating mixtures of (C<sup>^</sup>N<sup>^</sup>C)Au(OAc<sup>F</sup>) (44) and B(C<sub>6</sub>F<sub>5</sub>)<sub>3</sub> in dichloromethane at –30 °C with CO generates [(C<sup>^</sup>N<sup>^</sup>C)Au–CO]<sup>+</sup>[(C<sub>6</sub>F<sub>5</sub>)<sub>3</sub>BOAc<sup>F</sup>]<sup>–</sup> (58) (Scheme 28).<sup>144</sup> The complex can be isolated by precipitation with light petroleum as a yellow microcrystalline solid. [(C<sup>^</sup>N<sup>^</sup>C)Au–<sup>13</sup>C]<sup>+</sup> (58-<sup>13</sup>C) was obtained similarly and gives a <sup>13</sup>C NMR resonance at  $\delta$  167.6 (*cf.*  $\delta$  184 for free CO). The same product was obtained when [(C<sup>^</sup>N<sup>^</sup>C)Au(C<sub>2</sub>H<sub>4</sub>)]<sup>+</sup>[(C<sub>6</sub>F<sub>5</sub>)<sub>3</sub>BOAc<sup>F</sup>]<sup>–</sup> (45) was exposed to CO. The CO complex is thermally labile, and solutions must be kept <–10 °C. The  $\nu_{\text{CO}}$  stretch of 58 was observed at 2167 cm<sup>–1</sup> (58-<sup>13</sup>C: 2143 cm<sup>–1</sup>). This value is rather close to that of CO bound to Au<sup>3+</sup> centres on titania-supported gold mentioned above (2158 cm<sup>–1</sup>),<sup>140</sup> which may suggest that the CO bonding in 58 resembles that found in these supported catalysts.

The Au(III)–CO bonding was investigated by DFT methods. Significantly, none of the occupied molecular orbitals show any involvement in Au–CO  $\pi$ -interactions. These are prominent in the LUMO which, however, is separated from the HOMO by a large energy gap (Fig. 2). The Au–C interaction is a single bond, according to natural bond orbital analysis, with the major contributions from gold derived from the 6s, 6p<sub>y</sub> and 5d<sub>x<sup>2</sup>–y<sup>2</sup></sub> molecular orbitals.

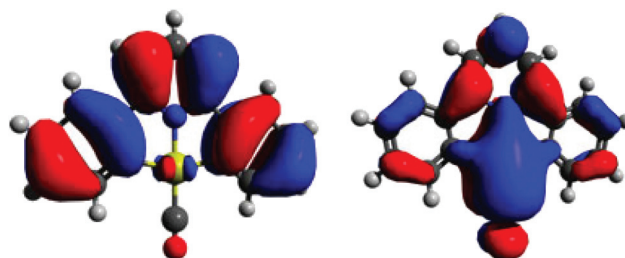
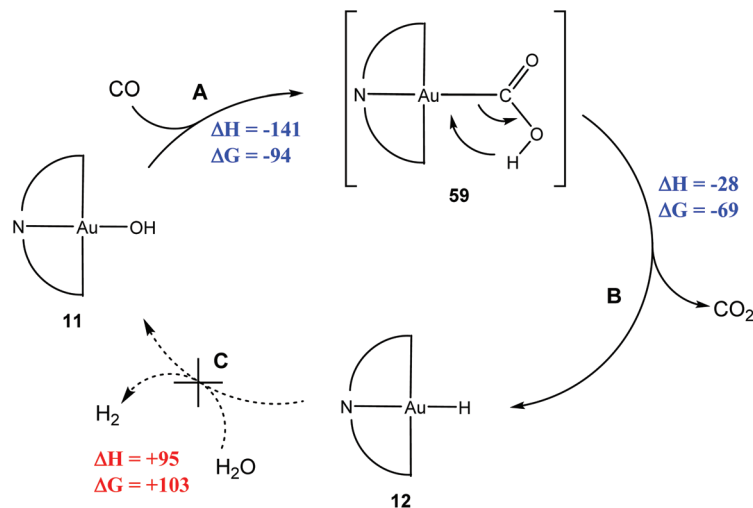


Fig. 2 HOMO (left) and LUMO (right) of [(C<sup>^</sup>N<sup>^</sup>C)Au(CO)]<sup>+</sup> as simulated by DFT.

The low-temperature solution IR spectra of 58 and 58-<sup>13</sup>C were always accompanied by bands at 2338 cm<sup>–1</sup> for <sup>12</sup>CO<sub>2</sub> and 2273 cm<sup>–1</sup> for <sup>13</sup>CO<sub>2</sub>, respectively (CH<sub>2</sub>Cl<sub>2</sub>). Since the CO<sub>2</sub> must have originated from the CO complex, this observation pointed to a gold-mediated water–gas shift reaction due to the presence of traces of moisture condensation under the recording conditions (–20 °C).

The water-gas shift (WGS) reaction (CO + H<sub>2</sub>O → CO<sub>2</sub> + H<sub>2</sub>; exothermic,  $\Delta H_r = -41.2 \text{ kJ mol}^{-1}$ ) is catalysed by heterogeneous gold and platinum catalysts,<sup>145,146</sup> with gold exhibiting a significantly lower activation energy than platinum.<sup>147,148</sup> The mechanism of the heterogeneous WGS reaction is as yet poorly understood. At least three mechanisms are being discussed:<sup>149</sup> (1) the redox mechanism assumes reduction of the oxide support, which is then re-oxidised by H<sup>+</sup> to generate H<sub>2</sub>; (2) the formate mechanism assumes CO insertion into surface-bound Au–OH to give Au–OC(O)H, which then decomposes to give AuH + CO<sub>2</sub>, and (3) in the carboxylate mechanism CO and AuOH give Au–COOH, which also decomposes to CO<sub>2</sub> + AuH. The nature of the catalytically active species is equally uncertain, and the debate concerns whether the active species are dispersed and mononuclear, whether they are gold nanoparticles or in fact metal ions, and if so, in which oxidation state. There are arguments in favour of nanoparticles and gold clusters,<sup>150</sup> as well for dispersed gold ions. Very recent proposals for active sites have included models such as Au(O)<sub>x</sub>(OH)<sub>y</sub>(Na)<sub>9</sub> (*e.g.*  $x = 6, 7$ ;  $y = 2$ ) with octahedrally coordinated gold in remarkably high oxidation states,<sup>151</sup> with





**Scheme 29** WGS-type reactions of  $(C^N^C)AuOH$ . Enthalpy and Gibbs free energy values (in  $\text{kJ mol}^{-1}$ ) for reaction steps as calculated by DFT ( $T = 298.15 \text{ K}$ ).<sup>144</sup>

little apparent account of the coordination chemistry and ionisation potentials of gold.

The isolation of a well-defined  $Au(III)$ -CO complex **58** has now allowed the role of  $Au(III)$  in the WGS reaction to be explored. By contrast, for none of the well-known  $Au(I)$  and  $Pt(II)$  CO complexes has WGS activity been reported.

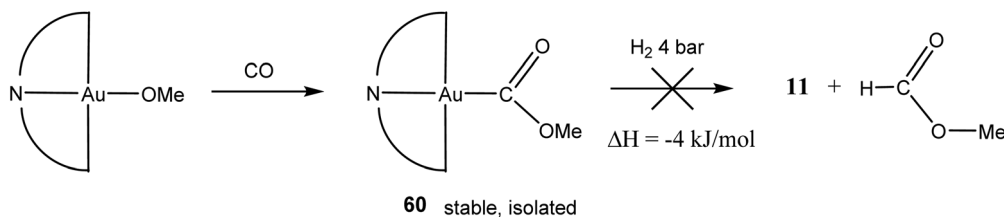
In order to monitor the reaction by NMR spectroscopy,  $(C^N^C)AuOH$  (**11**) was used as a surrogate for water; in which case the WGS product would be  $(C^N^C)Au-H$  (**12**) instead of  $H_2$ , which of course has an easily recognisable NMR signature.<sup>144</sup> Exposing **11** to CO did indeed generate **12**, via a hypothetical carboxylate intermediate  $(C^N^C)Au-COOH$  (**59**) (Scheme 29). Reactions A, B and C are part of a WGS cycle according to the carboxylate mechanism. Calculations showed that overall steps A and B are  $181 \text{ kJ mol}^{-1}$  more favourable for gold than for platinum. Once again, the high stability of the hydride **12** prevented the closure of the cycle, since it does not react with  $H_2O$  or acids to liberate  $H_2$ .

Although intermediate **59** could not be spectroscopically identified, support for its formation comes from the analogous reaction of CO with the methoxide  $(C^N^C)AuOMe$ . The product,  $(C^N^C)Au-COOme$  (**60**), is thermally stable and was isolated as white crystals (Scheme 30). In an effort to explore possible formate formation as observed in heterogeneous WGS

catalysis, attempts were made to hydrogenolyse **60** under 4 bar  $H_2$ . However, methylformate was not observed; the reaction was in any case calculated to be almost thermoneutral.

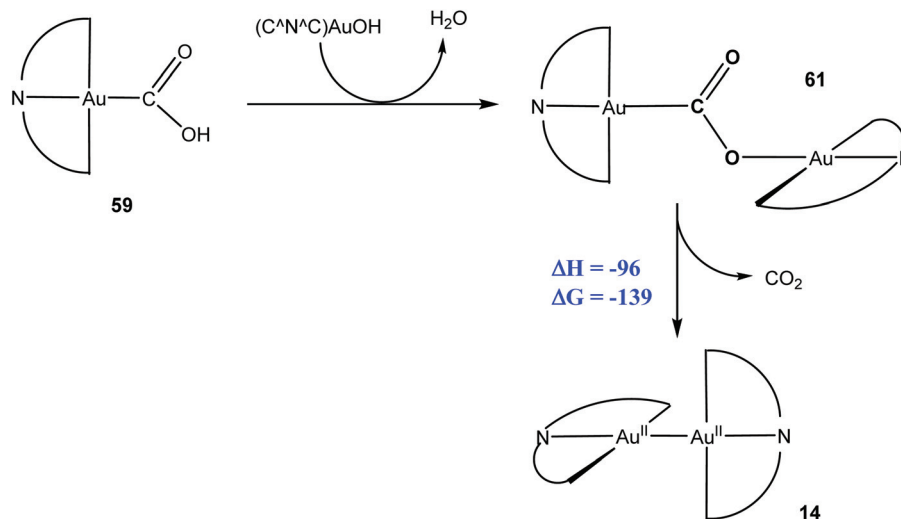
In addition, the reaction of **11** with CO also produced the  $CO_2$ -bridged complex **61**, which is most probably formed in an off-cycle reaction by condensation of intermediate **59** with excess hydroxide. Compound **61** was structurally characterised; it represents the first  $CO_2$  complex of gold in any oxidation state. On heating to  $80$ – $120 \text{ }^\circ\text{C}$ , **61** was found to release  $CO_2$  in a reductive elimination process, to give the thermally stable  $Au(II)$  complex **14** (Scheme 31).

The results show that there is a very significant difference in terms of susceptibility to nucleophilic attack between CO complexes of  $Au(III)$  and  $Pt(II)$ . This is in spite of the fact that **58** and, for example, *cis*- $PtCl_2(CO)_2$  have very similar  $\nu_{CO}$  frequencies, which could be taken to mean that the C atoms in the CO ligands should possess similar degrees of electrophilicity. Drastic differences were however revealed in the donation/back-donation ratio (d/b), as estimated by charge decomposition analysis.  $[(C^N^C)Au(CO)]^+$  shows a d/b ratio of 2.26, compared to a value of only 0.65 for  $PtCl_2(CO)_2$  (Scheme 32).<sup>119</sup> Evidently back-donation, even for CO complexes with high frequencies, is much more prominent in  $Pt(II)$  than in  $Au(III)$ . The study also demonstrates that it is the d/b

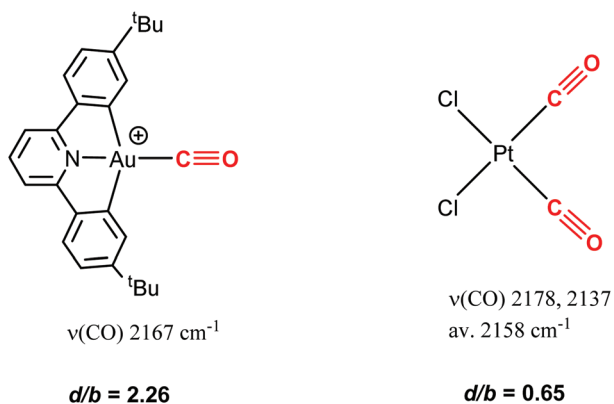


**Scheme 30**





**Scheme 31** Thermally induced reductive CO<sub>2</sub> elimination from a di-gold complex. Enthalpy and Gibbs free energy values (kJ mol<sup>-1</sup>) as calculated by DFT (*T* = 298.15 K).



**Scheme 32** CO stretching frequencies (Au: CH<sub>2</sub>Cl<sub>2</sub>; Pt: benzene) and donation/back-donation ratios in Au and Pt carbonyls.

ratio, rather than the IR frequency, which provides the more informative guide to chemical reactivity.

## Conclusion

In summary, this Perspective has highlighted some recent advances in gold chemistry, alongside some of its peculiarities. The characteristics that set gold apart from other metals, and even from its neighbour in the Periodic Table, platinum, are the high electronegativity, with the resulting highly covalent character of the Au–H and Au–C bonds, and the order of bond strengths: Au–H > Au–C ≥ Au–O, which runs counter to experience with other transition metals. These special characteristics need to be kept in mind in mechanistic proposals for gold catalysed reactions. The last few years have also seen the isolation of some long sought-after representatives of important compound

classes; in particular, the first examples of gold(III) hydride, olefin and CO complexes. Bonding studies have highlighted the absence of  $\pi$ -bonding contributions to and from the metal centre, which appears to be the overriding bonding characteristic of gold(III). This applies to Au–O bonds (absence of ligand-to-metal donation) as well as to alkene and CO complexes (absence of metal-to-ligand back-bonding). In the case of CO complexes this has remarkable consequences for reactivity, and illustrates an unexpectedly drastic difference between gold and platinum.

These advances notwithstanding, many types of organo-metallic complexes that are commonplace for other d<sup>8</sup> metals are still missing, such as complexes with labile sites *cis* to H, CO or alkenes, also dihydrides, dicarbonyls and alkyne complexes, as well as cationic and anionic hydrides and carbonyls, hydrido and carbonyl phosphine complexes, and so forth. The synthesis of these much more reactive species will be both challenging and instructive, not least since these are the types of compounds that are likely to be realistic intermediates in catalytic cycles. The chemistry of gold can be expected to provide some intriguing surprises yet.

## Acknowledgements

This work was supported by the European Research Council, the Leverhulme Trust and Johnson Matthey PLC. M. B. is an ERC Advanced Investigator Award holder (grant no. 338944 – GOCAT). D.A.R. thanks UEA for a Ph.D. studentship and a Katritzky scholarship.

## References

- 1 H. G. Raubenheimer and H. Schmidbaur, The Late Start and Amazing Upswing in Gold Chemistry, *J. Chem. Educ.*, 2014, **91**, 2024.



- 2 Special issue: *Chem. Rev.*, 2008, **108**(8), 3223–3442.
- 3 C. M. Friend and A. S. K. Hashmi (eds.), “Gold Catalysis”, *Acc. Chem. Res.*, 2014, **47**, 729–978.
- 4 (a) A. S. K. Hashmi and R. Matthias, *Chem. Soc. Rev.*, 2008, **37**, 1766; (b) A. S. K. Hashmi, *Angew. Chem., Int. Ed.*, 2010, **49**, 5232; (c) R. Matthias and A. S. K. Hashmi, *Chem. Soc. Rev.*, 2012, **41**, 2448; (d) I. Braun, A. M. Asiri and A. S. K. Hashmi, *ACS Catal.*, 2013, **3**, 1902; (e) A. S. K. Hashmi, *Top. Org. Chem.*, 2013, **44**, 143; (f) T. Lauterbach, A. M. Asiri and A. S. K. Hashmi, *Adv. Organomet. Chem.*, 2014, **62**, 261.
- 5 B. Ranieri, I. Escofet and A. M. Echavarren, *Org. Biomol. Chem.*, 2015, **13**, 7103.
- 6 N. D. Shapiro and F. D. Toste, *Synlett*, 2010, 675.
- 7 L. P. Liu and G. B. Hammond, *Chem. Soc. Rev.*, 2012, **41**, 3129.
- 8 P. H. S. Paioti and A. Aponick, *Top. Curr. Chem.*, 2015, **357**, 63.
- 9 A. S. K. Hashmi and R. Matthias, *Chem. Commun.*, 2011, **47**, 6536.
- 10 A. Corma, A. Leyva-Pérez and M. J. Sabatier, *Chem. Rev.*, 2011, **111**, 1657.
- 11 Y. H. Wang, M. E. Muratore and A. M. Echavarren, *Chem. – Eur. J.*, 2015, **21**, 7332.
- 12 (a) H. Schmidbaur and A. Schier, *Chem. Soc. Rev.*, 2008, **37**, 1931; (b) H. Schmidbaur and A. Schier, *Chem. Soc. Rev.*, 2012, **41**, 370.
- 13 D. Weber and M. R. Gagné, *Top. Curr. Chem.*, 2015, **357**, 167.
- 14 H. Schmidbaur and A. Schier, *Z. Naturforsch., B: Chem. Sci.*, 2011, **66**, 329.
- 15 M. Q. Jia and M. Bandini, *ACS Catal.*, 2015, **5**, 1638.
- 16 S. M. Inamdar, A. Konala and N. T. Patil, *Chem. Commun.*, 2014, **50**, 15124.
- 17 For early examples of catalysis by AuCl<sub>3</sub> see: (a) A. S. K. Hashmi, L. Schwarz, J. H. Choi and T. M. Frost, *Angew. Chem., Int. Ed.*, 2000, **39**, 2285; (b) A. S. K. Hashmi, T. M. Frost and J. W. Bats, *J. Am. Chem. Soc.*, 2000, **122**, 11553.
- 18 Review: H. Schmidbaur and A. Schier, *Arabian J. Sci. Eng.*, 2012, **37**, 1187.
- 19 (a) P. Pyykkö, *Angew. Chem., Int. Ed.*, 2004, **43**, 4412; (b) P. Pyykkö, *Inorg. Chim. Acta*, 2005, **358**, 4113.
- 20 A. Leyva-Pérez and A. Corma, *Angew. Chem., Int. Ed.*, 2012, **51**, 614.
- 21 (a) A. Fürstner and P. W. Davies, *Angew. Chem., Int. Ed.*, 2007, **46**, 3410; (b) A. Fürstner, *Chem. Soc. Rev.*, 2009, **38**, 3208; (c) A. Fürstner, *Acc. Chem. Res.*, 2014, **47**, 925.
- 22 N. Savjani, S. Bew, D. L. Hughes, S. J. Lancaster and M. Bochmann, *Organometallics*, 2012, **31**, 2534.
- 23 B. Guan, D. Xing, G. Cai, X. Wan, N. Yu, Z. Fang, L. Yang and Z. Shi, *J. Am. Chem. Soc.*, 2005, **127**, 18004.
- 24 A. S. K. Hashmi and G. J. Hutchings, *Angew. Chem., Int. Ed.*, 2006, **45**, 7896.
- 25 N. Carrera, N. Savjani, J. Simpson, D. L. Hughes and M. Bochmann, *Dalton Trans.*, 2011, **40**, 1016. By contrast, gold(i) nacnac complexes with fluoroalkyl substituents are thermally stable: N. Savjani, M. Schormann and M. Bochmann, *Polyhedron*, 2012, **38**, 137.
- 26 (a) A. S. K. Hashmi, M. C. Blanco, D. Fischer and J. W. Bats, *Eur. J. Org. Chem.*, 2006, 1387; (b) A. S. K. Hashmi, C. Lothschütz, M. Ackermann, R. Doepp, S. Anantharaman, B. Marchetti, H. Bertagnolli and F. Rominger, *Chem. – Eur. J.*, 2010, **16**, 801.
- 27 O. A. Egorova, H. Seo, Y. Kim, D. Moon, Y. M. Rhee and K. H. Ahn, *Angew. Chem., Int. Ed.*, 2011, **50**, 11446.
- 28 W. C. Zeise, *Poggendorfs Ann. Phys.*, 1827, **9**, 632.
- 29 The structure of Zeise’s salt was determined much later: (a) J. A. Wunderlich and D. P. Mellor, *Acta Crystallogr.*, 1954, **7**, 130; (b) G. B. Bokii and G. A. Kukina, *Zh. Strukt. Khim.*, 1965, **5**, 706; (c) J. A. J. Jarvis, B. T. Kilbourn and P. G. Owsten, *Acta Crystallogr., Sect. B: Struct. Crystallogr. Cryst. Chem.*, 1971, **27**, 366; (d) M. Black, R. H. B. Mais and P. G. Owston, *Acta Crystallogr., Sect. A: Cryst. Phys., Diffr., Theor. Gen. Cryst.*, 1969, **25**, 1753; (e) R. A. Love, T. F. Koetzle, G. J. B. Williams, L. C. Andrews and R. Bau, *Inorg. Chem.*, 1975, **14**, 2653.
- 30 (a) J. Chatt, L. A. Duncanson and B. L. Shaw, *Proc. Chem. Soc.*, 1957, (12), 343; (b) P. G. Owen, J. M. Partridge and J. M. Rowe, *Acta Crystallogr.*, 1960, **13**, 246–252; (c) J. Chopoorian, R. S. Nyholm and J. Lewis, *Nature*, 1961, **190**, 528.
- 31 H. Schmidbaur, H. G. Raubenheimer and L. Dobrzanska, *Chem. Soc. Rev.*, 2014, **43**, 345.
- 32 E. Wiberg and H. Neumaier, *Inorg. Nucl. Chem. Lett.*, 1965, **1**, 35.
- 33 M. Green, A. G. Orpen, I. D. Salter and F. G. A. Stone, *J. Chem. Soc., Chem. Commun.*, 1982, 813.
- 34 H. Lehner, D. Matt, P. S. Pregosin, L. M. Venanzi and A. Albinati, *J. Am. Chem. Soc.*, 1982, **104**, 6825.
- 35 (a) X. F. Wang and L. Andrews, *J. Am. Chem. Soc.*, 2001, **123**, 12899; (b) X. F. Wang and L. Andrews, *J. Phys. Chem. A*, 2002, **106**, 3744; (c) L. Andrews and X. F. Wang, *J. Am. Chem. Soc.*, 2003, **125**, 11751; (d) X. F. Wang, L. Andrews, L. Manceron and C. Marsden, *J. Phys. Chem. A*, 2003, **107**, 8492; (e) X. F. Wang and L. Andrews, *Angew. Chem., Int. Ed.*, 2003, **42**, 5201; (f) L. Andrews, X. F. Wang, L. Manceron and K. Balasubramanian, *J. Phys. Chem. A*, 2004, **108**, 2936.
- 36 N. Khairallah, R. A. J. O’Hair and M. I. Bruce, *Dalton Trans.*, 2006, 3699.
- 37 H. Ito, T. Saito, T. Miyahara, C. Zhong and M. Sawamura, *Organometallics*, 2009, **28**, 4829.
- 38 A. Escalle, G. Mora, F. Gagosz, N. Mézailles, X. F. Le Goff, Y. Jean and P. Le Floch, *Inorg. Chem.*, 2009, **48**, 8415.
- 39 E. Y. Tsui, P. Müller and J. P. Sadighi, *Angew. Chem., Int. Ed.*, 2008, **47**, 8937.
- 40 S. Gaillard, A. M. Z. Slawin and S. P. Nolan, *Chem. Commun.*, 2010, **46**, 2742.
- 41 N. Phillips, T. Dodson, R. Tirfoin, J. I. Bates and S. Aldridge, *Chem. – Eur. J.*, 2014, **20**, 16721.
- 42 H. B. Lv, J. H. Zhan, Y. B. Cai, Y. Yu, B. Wang and J. L. Zhang, *J. Am. Chem. Soc.*, 2012, **134**, 16216.



- 43 D.-A. Roşca, J. Fernandez-Cestau, D. L. Hughes and M. Bochmann, *Organometallics*, 2015, **34**, 2098.
- 44 G. Klatt, R. Xu, M. Pernpointner, L. Molinari, T. Q. Hung, F. Rominger, A. S. K. Hashmi and H. Köppel, *Chem. – Eur. J.*, 2013, **19**, 3954.
- 45 G. Ung and G. Bertrand, *Angew. Chem., Int. Ed.*, 2013, **52**, 11388.
- 46 A. Comas-Vives and G. Ujaque, *J. Am. Chem. Soc.*, 2013, **135**, 1295.
- 47 J. Xie, H. Li, J. C. Zhou, Y. Cheng and C. J. Zhu, *Angew. Chem., Int. Ed.*, 2012, **51**, 1252.
- 48 S. Orbisaglia, B. Jaques, P. Braunstein, D. Hueber, P. Pale, A. Blanc and P. De Frémont, *Organometallics*, 2013, **32**, 4153.
- 49 B. Alcaide, P. Almendros, T. Martinez del Campo and I. Fernandez, *Chem. Commun.*, 2011, **47**, 9054.
- 50 A. Comas-Vives, C. González-Arellano, A. Corma, M. Iglesias, F. Sánchez and G. Ujaque, *J. Am. Chem. Soc.*, 2006, **128**, 4756.
- 51 (a) M. C. Gimeno and A. Laguna, in *Comprehensive Coordination Chemistry II*, ed. J. A. McCleverty and T. J. Meyer, Elsevier, 2003, vol. 6, p. 996; (b) J. Vicente, M. T. Chicote, M. D. Bermudez, P. G. Jones, C. Fittschen and G. M. Sheldrick, *J. Chem. Soc., Dalton Trans.*, 1986, 2361.
- 52 D.-A. Roşca, D. A. Smith and M. Bochmann, *Chem. Commun.*, 2012, **48**, 7247.
- 53 D.-A. Roşca, D. A. Smith, D. L. Hughes and M. Bochmann, *Angew. Chem., Int. Ed.*, 2012, **51**, 10643.
- 54 P. Hrobárik, V. Hrobáriková, F. Meier, M. Repiský, S. Komorovský and M. Kaupp, *J. Phys. Chem. A*, 2011, **115**, 5654.
- 55 S. J. Lancaster, A. Rodriguez, A. Lara-Sanchez, M. D. Hannant, D. A. Walker, D. L. Hughes and M. Bochmann, *Organometallics*, 2002, **21**, 451.
- 56 D. A. Smith, D.-A. Roşca and M. Bochmann, *Organometallics*, 2012, **31**, 5988.
- 57 D.-A. Roşca, PhD Thesis, University of East Anglia, 2014.
- 58 D. Zopes, C. Hegemann, W. Tyrre and S. Mathur, *Chem. Commun.*, 2012, **48**, 8805.
- 59 T. Dann, D.-A. Roşca, G. G. Wildgoose, J. A. Wright and M. Bochmann, *Chem. Commun.*, 2013, **49**, 10169.
- 60 D.-A. Roşca, J. A. Wright, D. L. Hughes and M. Bochmann, *Nat. Commun.*, 2013, **4**, 2167.
- 61 X.-G. Xiong and P. Pyykkö, *Chem. Commun.*, 2013, **49**, 2103.
- 62 C. Della Pina, E. Falletta, L. Prati and M. Rossi, *Chem. Soc. Rev.*, 2008, **37**, 2077.
- 63 D. Widman and R. J. Behm, *Acc. Chem. Res.*, 2014, **47**, 740.
- 64 (a) C. Bürgel, N. M. Reilly, G. E. Johnson, R. Mitrić, M. L. Kimble, A. W. Castleman and V. Bonačić-Koutecký, *J. Am. Chem. Soc.*, 2008, **130**, 1694; (b) I. X. Green, W. Tang, M. Neurock and J. T. Yates Jr., *Science*, 2011, **333**, 736.
- 65 (a) B. T. Teng, J. J. Lang, X.-D. Wen, C. Zhang, M. Fan and H. G. Harris, *J. Phys. Chem. C*, 2013, **117**, 18986; (b) K. L. Howard and D. J. Willcock, *Faraday Discuss.*, 2011, **152**, 135; (c) C. T. Campbell, J. C. Sharp, Y. X. Yao, E. M. Karp and T. L. Silbaugh, *Faraday Discuss.*, 2011, **152**, 227; (d) Y. G. Wang, D. Mei, V. A. Glezakou, J. Li and R. Rousseau, *Nat. Commun.*, 2015, **6**, 6511.
- 66 S. J. Freakley, M. Piccinini, J. K. Edwards, E. N. Ntainjua, J. A. Moulijn and G. J. Hutchings, *ACS Catal.*, 2013, **3**, 487.
- 67 (a) C. Sivadinarayana, T. V. Choudhary, L. L. Daemen, J. Eckert and D. W. Goodman, *J. Am. Chem. Soc.*, 2004, **126**, 38; (b) C. R. Chang, X. F. Yang, B. Long and J. Li, *ACS Catal.*, 2013, **3**, 1693; (c) N. Ohta, K. Nomura and I. Yagi, *J. Phys. Chem. C*, 2012, **116**, 14390.
- 68 K. Bobuatong, S. Karanjit, R. Fukuda, M. Ehara and H. Sakurai, *Phys. Chem. Chem. Phys.*, 2012, **14**, 3103.
- 69 R. Pal, L.-M. Wang, Y. Pei, L.-S. Wang and X. C. Zeng, *J. Am. Chem. Soc.*, 2012, **134**, 9438.
- 70 A. P. Woodham and A. Fielicke, *Angew. Chem., Int. Ed.*, 2014, **53**, 6554.
- 71 (a) A. M. Joshi, W. N. Delgass and K. T. Thomson, *J. Phys. Chem. B*, 2006, **110**, 2572; (b) A. Pulido, M. Boronat and A. Corma, *J. Phys. Chem. C*, 2012, **116**, 1955. By contrast, the oxidation of vinyl ethers with O<sub>2</sub> in the presence of Au(I) complexes to give alkyl hydroperoxides has been shown to proceed via a radical mechanism not involving Au–OOH species: A. S. K. Hashmi, M. C. Blanco Jaimes, A. M. Schuster and F. Rominger, *J. Org. Chem.*, 2012, **77**, 6394.
- 72 R. S. Hay-Motherwell, G. Wilkinson, B. Hussain-Bates and M. B. Hursthouse, *Polyhedron*, 1993, **12**, 2009.
- 73 E. Poverenov, I. Efremenko, A. I. Frenkel, Y. Ben-David, L. J. W. Shimon, G. Leituss, L. Konstantinovski, J. M. L. Martin and D. Milstein, *Nature*, 2008, **455**, 1093.
- 74 K. P. O'Halloran, C. Zhao, N. S. Ando, A. J. Schultz, T. F. Koetzle, P. M. B. Piccoli, B. Hedman, K. O. Hodgson, E. Bobyr, M. L. Kirk, S. Knottenbelt, E. C. Depperman, B. Stein, T. M. Anderson, R. Cao, Y. V. Geletii, K. I. Hardcastle, D. G. Musaev, W. A. Neiwert, X. Fang, K. Morokuma, S. Wu, P. Kögerler and C. L. Hill, *Inorg. Chem.*, 2012, **51**, 7025.
- 75 C.-P. Zhang and D. A. Vicic, *Organometallics*, 2012, **31**, 7812.
- 76 N. Ibrahim, M. H. Vilhelmsen, M. Pernpointner, F. Rominger and A. S. K. Hashmi, *Organometallics*, 2013, **32**, 2576.
- 77 (a) G. Jander and G. Krien, *Z. Anorg. Allg. Chem.*, 1960, **304**, 164; (b) P. G. Jones and G. M. Sheldrick, *Acta Crystallogr., Sect. C: Cryst. Struct. Commun.*, 1984, **40**, 1776; (c) P. G. Jones, R. Schelbach and E. Schwarzmann, *Z. Naturforsch., B: Anorg. Chem. Org. Chem.*, 1987, **42**, 522.
- 78 (a) M. G. Miles, G. E. Glass and R. S. Tobias, *J. Am. Chem. Soc.*, 1966, **88**, 5738; (b) G. E. Glass, J. H. Konnert, M. G. Miles, D. Britton and R. S. Tobias, *J. Am. Chem. Soc.*, 1968, **90**, 1131; (c) S. J. Harris and R. S. Tobias, *Inorg. Chem.*, 1969, **8**, 2259; (d) W. M. Scovell and R. S. Tobias, *Inorg. Chem.*, 1970, **9**, 945.
- 79 J. Vicente, M. D. Bermudez, F. J. Carrion and P. G. Jones, *J. Organomet. Chem.*, 1996, **508**, 53.



- 80 (a) E. H. Braye, W. Hübel and I. Caplier, *J. Am. Chem. Soc.*, 1961, **83**, 4406; (b) M. Peteau-Boisdenghien, J. Meunier-Piret and M. van Meerssche, *Cryst. Struct. Commun.*, 1975, **4**, 375.
- 81 M. A. Cinellu, G. Minghetti, M. V. Pinna, S. Stoccoro, A. Zucca, M. Manassero and M. Sansoni, *J. Chem. Soc., Dalton Trans.*, 1998, 1735.
- 82 M. A. Cinellu, G. Minghetti, M. V. Pinna, S. Stoccoro, A. Zucca and M. Manassero, *J. Chem. Soc., Dalton Trans.*, 2000, 1261.
- 83 B. Pitteri, G. Marangoni, F. Visentin, T. Bobbo, V. Bertolasi and P. Gilli, *J. Chem. Soc., Dalton Trans.*, 1999, 677.
- 84 M. A. Cinellu, G. Minghetti, M. V. Pinna, S. Stoccoro, A. Zucca and M. Manassero, *J. Chem. Soc., Dalton Trans.*, 1999, 2823.
- 85 A. Collado, A. Gomez-Suarez, Y. Oonishi, A. M. Z. Slawin and S. P. Nolan, *Chem. Commun.*, 2013, **49**, 10745.
- 86 (a) L. Boisvert and K. I. Goldberg, *Acc. Chem. Res.*, 2012, **45**, 899; (b) D. D. Wick and K. I. Goldberg, *J. Am. Chem. Soc.*, 1999, **121**, 11900; (c) J. M. Keith, R. P. Muller, R. A. Kemp, K. I. Goldberg, W. A. Goddard III and J. Oxgaard, *Inorg. Chem.*, 2006, **45**, 9631.
- 87 R. Huacuja, D. J. Graham, C. M. Fafard, C.-H. Chen, B. M. Foxman, D. E. Herbert, G. Alliger, C. M. Thomas and O. V. Ozerov, *J. Am. Chem. Soc.*, 2011, **133**, 3820.
- 88 H. Schmidbaur and A. Schier, *Organometallics*, 2010, **29**, 2.
- 89 A. J. Chalk, *J. Am. Chem. Soc.*, 1964, **86**, 4733.
- 90 R. Hüttel and H. Dietl, *Angew. Chem., Int. Ed. Engl.*, 1965, **4**, 438.
- 91 (a) H. V. R. Dias, M. Finchini, T. R. Cundaru and C. F. Campana, *Angew. Chem., Int. Ed.*, 2008, **47**, 556; (b) J. Schäfer, D. Himmel and I. Krossing, *Eur. J. Inorg. Chem.*, 2013, 2712.
- 92 T. N. Hooper, C. P. Butts, M. Green, M. F. Haddow, J. E. McGrady and C. A. Russell, *Chem. – Eur. J.*, 2009, **15**, 12196.
- 93 M. Fianchini, H. Dai and H. V. R. Dias, *Chem. Commun.*, 2009, 6373.
- 94 (a) M. A. Cinellu, M. Minghetti, S. Stoccoro, A. Zucca and M. Manassero, *Chem. Commun.*, 2004, 1618; (b) M. A. Cinellu, G. Minghetti, F. Cocco, S. Stoccoro, A. Zucca, M. Manassero and M. Arca, *Dalton Trans.*, 2006, 5703.
- 95 H. V. R. Dias and J. Wu, *Organometallics*, 2012, **31**, 1511.
- 96 R. E. M. Brooner and R. A. Widenhoefer, *Angew. Chem., Int. Ed.*, 2013, **52**, 11714.
- 97 T. N. Hooper, M. Green, J. E. McGrady, J. R. Patel and C. A. Russell, *Chem. Commun.*, 2009, 3877.
- 98 (a) T. J. Brown, M. G. Dickens and R. A. Widenhoefer, *J. Am. Chem. Soc.*, 2009, **131**, 6350; (b) T. J. Brown, M. G. Dickens and R. A. Widenhoefer, *Chem. Commun.*, 2009, 6451.
- 99 (a) R. E. M. Brooner and R. A. Widenhoefer, *Organometallics*, 2011, **30**, 3182; (b) T. J. Brown, B. D. Robertson and R. A. Widenhoefer, *J. Organomet. Chem.*, 2014, **758**, 25.
- 100 (a) R. A. Sanguramath, T. N. Hooper, C. P. Butts, M. Green, J. E. McGrady and C. A. Russell, *Angew. Chem., Int. Ed.*, 2011, **50**, 7592; (b) Y. Zhu, C. S. Day and A. C. Jones, *Organometallics*, 2012, **31**, 7332.
- 101 R. A. Sanguramath, S. K. Patra, M. Green and C. A. Russell, *Chem. Commun.*, 2012, **48**, 1060.
- 102 H. G. Raubenheimer and H. Schmidbaur, *S. Afr. J. Sci.*, 2011, **107**, 31.
- 103 P. Schulte and U. Behrens, *Chem. Commun.*, 1998, 1633.
- 104 S. Flügge, A. Anoop, R. Goddard, W. Thiel and A. Fürstner, *Chem. – Eur. J.*, 2009, **15**, 8558.
- 105 M. A. Celik, C. Dash, V. A. K. Adiraju, A. Das, M. Yousufuddin, G. Frenking and H. V. R. Dias, *Inorg. Chem.*, 2013, **52**, 729.
- 106 J. Wu, P. Kroll and H. V. R. Dias, *Inorg. Chem.*, 2009, **48**, 423.
- 107 T. N. Hooper, M. Green and C. A. Russell, *Chem. Commun.*, 2010, **46**, 2313.
- 108 (a) A. S. K. Hashmi, T. Lauterbach, P. Nösel, M. H. Vilhelmsen, M. Rudolph and F. Rominger, *Chem. – Eur. J.*, 2013, **19**, 1058; (b) M. Wietek, Y. Tokimizu, M. Rudolph, F. Rominger, H. Ohno, N. Fujii and A. S. K. Hashmi, *Chem. – Eur. J.*, 2014, **20**, 16331.
- 109 D. Zuccaccia, L. Belpassi, L. Rocchigiani, F. Tarantelli and A. Macchioni, *Inorg. Chem.*, 2010, **49**, 3080.
- 110 L. Biasiolo, M. Trinchillo, P. Belanzoni, L. Belpassi, V. Busico, G. Ciancaleoni, A. D'Amora, A. Macchioni, F. Tarantelli and D. Zuccaccia, *Chem. – Eur. J.*, 2014, **20**, 14594.
- 111 (a) A. Das, C. Dash, M. Yousufuddin, M. A. Celik, G. Frenking and H. V. R. Dias, *Angew. Chem., Int. Ed.*, 2012, **51**, 3940; (b) A. Das, C. Dash, M. A. Celik, M. Yousufuddin, G. Frenking and H. V. R. Dias, *Organometallics*, 2013, **32**, 3135.
- 112 R. Casado, M. Contel, M. Laguna, P. Romero and S. Sanz, *J. Am. Chem. Soc.*, 2003, **125**, 11925.
- 113 R. Usón, A. Laguna and M. L. Arese, *Synth. React. Inorg. Met.-Org. Chem.*, 1984, **14**, 557.
- 114 N. Savjani, D.-A. Roşca, M. Schormann and M. Bochmann, *Angew. Chem., Int. Ed.*, 2013, **52**, 874.
- 115 (a) D. B. Powell and N. Sheppard, *J. Chem. Soc.*, 1960, 2519; (b) R. Cramer, *Inorg. Chem.*, 1965, **4**, 445.
- 116 M. H. Chisholm, H. C. Clark, L. E. Manzer and J. B. Stothers, *J. Am. Chem. Soc.*, 1972, **94**, 5087.
- 117 M. H. Chisholm and H. C. Clark, *Inorg. Chem.*, 1973, **12**, 991.
- 118 W. Partenheimer, *J. Am. Chem. Soc.*, 1976, **98**, 2779.
- 119 J. A. Wright, personal communication. For details of computational methods see ref. 52.
- 120 E. Langseth, M. L. Scheuermann, D. Balcells, W. Kaminsky, K. I. Goldberg, O. Eisenstein, R. H. Heyn and M. Tilset, *Angew. Chem., Int. Ed.*, 2013, **52**, 1660.
- 121 E. Langseth, A. Nova, E. A. Tråseth, F. Rise, S. Øien, R. H. Heyn and M. Tilset, *J. Am. Chem. Soc.*, 2014, **136**, 10104.
- 122 F. Rekhroukh, R. Brousses, A. Amgoune and D. Bourissou, *Angew. Chem., Int. Ed.*, 2015, **54**, 1266.



- 123 By contrast, the polymerization of styrene and vinyl ethers in the presence of AuCl/AgSbF<sub>6</sub> mixtures proceeds most probably *via* a carbocationic mechanism: A. S. K. Hashmi, S. Schäfer, V. Göker, C. D. Eisenbach, K. Dirnberger, Z. Zhao-Karger and P. Crewdson, *Aust. J. Chem.*, 2014, **67**, 500.
- 124 W. Manchot and H. Gall, *Ber. Dtsch. Chem. Ges.*, 1925, **58**, 2175.
- 125 (a) M. S. Kharash and H. S. Isbell, *J. Am. Chem. Soc.*, 1930, **52**, 2919; (b) D. Belli Dell'Amico and F. Calderazzo, *Gazz. Chim. Ital.*, 1973, **103**, 1099; (c) D. Belli Dell'Amico and F. Calderazzo, *Inorg. Synth.*, 1986, **24**, 236.
- 126 (a) F. Calderazzo, *J. Organomet. Chem.*, 1990, **400**, 303; (b) D. Belli Dell'Amico, F. Calderazzo, P. Robino and A. Segre, *J. Chem. Soc., Dalton Trans.*, 1991, 3017.
- 127 H. Willner and F. Aubke, *Inorg. Chem.*, 1990, **29**, 2195.
- 128 H. Willner, J. Schaebs, G. Hwang, F. Mistry, R. Jones, J. Trotter and F. Aubke, *J. Am. Chem. Soc.*, 1992, **114**, 8972.
- 129 H. V. R. Dias and W. Jin, *Inorg. Chem.*, 1996, **35**, 3687.
- 130 S. Martinez-Salvador, J. Forniés, A. Martín and B. Menjon, *Angew. Chem., Int. Ed.*, 2011, **50**, 6571.
- 131 M. Adelhelm, W. Bacher, E. G. Höhn and E. Jacob, *Chem. Ber.*, 1991, **124**, 1559.
- 132 P. K. Hurlburt, J. J. Rack, J. S. Luck, S. F. Dec, J. D. Webb, O. P. Anderson and S. H. Strauss, *J. Am. Chem. Soc.*, 1994, **116**, 10003.
- 133 R. Küster and K. Seppelt, *Z. Anorg. Allg. Chem.*, 2000, **626**, 236.
- 134 (a) C. Dash, P. Kroll, M. Yousufuddin and H. V. R. Dias, *Chem. Commun.*, 2011, **47**, 4478; (b) H. V. R. Dias, C. Dash, M. Yousufuddin, M. A. Celik and G. Frenking, *Inorg. Chem.*, 2011, **50**, 4253; (c) M. A. Celik, C. Dash, V. A. K. Adiraju, A. Dias, M. Yousufuddin, G. Frenking and H. V. R. Dias, *Inorg. Chem.*, 2013, **52**, 729.
- 135 G. Ciancaleoni, N. Scafuri, G. Bistoni, A. Macchioni, F. Tarantelli, D. Zuccaccia and L. Belpassi, *Inorg. Chem.*, 2014, **53**, 9907.
- 136 Reviews: (a) S. H. Strauss, *J. Chem. Soc., Dalton Trans.*, 2000, **1**; (b) A. J. Lupinetti, S. H. Strauss and G. Frenking, *Prog. Inorg. Chem.*, 2001, **49**, 1.
- 137 Review: H. Willner and F. Aubke, *Organometallics*, 2003, **22**, 3612.
- 138 M. Joost, L. Estévez, S. Mallet-Ladeira, K. Miqueu, A. Amgoune and D. Bourissou, *Angew. Chem., Int. Ed.*, 2014, **53**, 14512.
- 139 The reverse reaction, i.e. the extrusion of CO from an Au(I) acyl intermediate, has recently been postulated: J. Bucher, T. Stößer, M. Rudolph, F. Rominger and A. S. K. Hashmi, *Angew. Chem., Int. Ed.*, 2015, **54**, 1666.
- 140 W. Grünert, D. Großmann, H. Noei, M.-M. Pohl, I. Sinev, A. De Toni, Y. Wang and M. Muhler, *Angew. Chem., Int. Ed.*, 2014, **53**, 3245.
- 141 J. Donau, *Monatsh. Chem.*, 1905, **26**, 525.
- 142 L. A. Pretzer, Q. X. Nguyen and M. S. Wong, *J. Phys. Chem. C*, 2010, **114**, 21226.
- 143 (a) P. Schützenberger, *Ann. Chim. Phys., Ser. 4*, 1868, **15**, 100; (b) P. Schützenberger, *Ann. Chim. Phys. Ser. 4*, 1870, **21**, 350.
- 144 D.-A. Roşca, J. Fernandez-Cestau, J. Morris, J. A. Wright and M. Bochmann, *Sci. Adv.*, 2015, **1**, e1500761.
- 145 T. L. LeValley, A. R. Richard and M. H. Fan, *Int. J. Hydrogen Energy*, 2014, **30**, 16983.
- 146 (a) M. Gonzalez-Castaño, T. R. Reina, S. Ivanova, M. A. Centeno and J. A. Odriozola, *J. Catal.*, 2014, **314**, **1**; (b) J. A. Rodriguez, S. D. Senanayake, D. Stacchiola, P. Liu and J. Hrbek, *Acc. Chem. Res.*, 2014, **47**, 773; (c) A. Hussain, J. Gracia, B. E. Nieuwenhuys and J. W. Niemantsverdriet, *ChemCatChem*, 2013, **5**, 2479.
- 147 Q. Fu, H. Saltsburg and M. Flytzani-Stephanopoulos, *Science*, 2003, **301**, 935.
- 148 M. Shekhar, J. Wang, W.-S. Lee, W. D. Williams, S. M. Kim, E. A. Stach, J. T. Miller, W. N. Delgass and F. H. Ribeiro, *J. Am. Chem. Soc.*, 2012, **134**, 4700.
- 149 G. Bond, *Gold Bull.*, 2009, **42**, 337.
- 150 W. Song and E. J. M. Hensen, *ACS Catal.*, 2014, **4**, 1885.
- 151 (a) M. Yang, S. Li, Y. Wang, J. A. Herron, Y. Xu, L. F. Allard, S. Lee, J. Huang, M. Mavrikakis and M. Flytzani-Stephanopoulos, *Science*, 2014, **346**, 1498; (b) M. Flytzani-Stephanopoulos, *Acc. Chem. Res.*, 2014, **47**, 783.

