

REVIEW

View Article Online

View Journal | View Issue

Cite this: *Org. Chem. Front.*, 2022, **9**, 3897Received 8th May 2022,
Accepted 13th June 2022

DOI: 10.1039/d2qo00739h

rsc.li/frontiers-organic

Iodonitrene: a direct metal-free electrophilic aminating reagent

Chunggai Hui^{a,b} and Andrey P. Antonchick^{ID} ^{*a,b,c}

The use of conventional nitrenoids and/or metal nitrenes as electrophilic aminating reagents requires a pre-activated nitrogen atom, which makes transfer of an unprotected NH-group a difficult challenge. Iodonitrene, which is generated *in situ* from phenyliodine(III) diacetate and an ammonia surrogate, represents a new type of reactive electrophilic aminating reagent. The novel reactivity of iodonitrene not only resulted in direct NH-group transfer to nucleophilic atoms such as sulfur and nitrogen, but also led to the development of new reactions such as diazine synthesis *via* decarboxylation and contractive synthesis of cyclobutanes *via* nitrogen extrusion. We highlight the contemporary advances in the application of iodonitrene and discuss the current limitations and future prospects.

^aMax Planck Institute of Molecular Physiology, Department of Chemical Biology, Otto-Hahn-Strasse 11, 44227 Dortmund, Germany^bTechnical University Dortmund, Faculty of Chemistry and Chemical Biology, Otto-Hahn-Strasse 6, 44221 Dortmund, Germany^cNottingham Trent University, School of Science and Technology, Department of Chemistry and Forensics, Clifton Lane, NG11 8NS Nottingham, UK.

E-mail: andrey.antonchick@ntu.ac.uk

1. Introduction

Direct access to nitrogen-containing functional groups is indispensable in the preparation of biologically important molecules. Amination methods such as nucleophilic substitution, reductive amination, and metal-catalyzed amination reactions (e.g. allylic substitution, hydroamination, and C–N cross-coupling reactions) are widely used for amine synthesis.^{1,2} Electrophilic amination requires the use of electrophilic aminating reagents, such as metal–nitrene equivalents, or oxaziri-

**Chunggai Hui**

logical activities.

Chunggai Hui obtained his BSc degree in chemical technology from the Hong Kong Polytechnic University (China) and his MSc degree in biotechnology from the Hong Kong University of Science and Technology (China). He completed his PhD at Max Planck Institute of Molecular Physiology under the supervision of Prof. A. P. Antonchick. His research interests include the synthesis of bioactive natural products and their related bio-

**Andrey P. Antonchick**

Prof. H. Waldmann at the Max Planck Institute of Molecular Physiology (Dortmund, Germany). In 2011, he was appointed as the group leader at the Max Planck Institute of Molecular Physiology and Technical University of Dortmund. Since August 2020, he has been holding the position of an Associate Professor at Nottingham Trent University (Nottingham, UK).

Andrey P. Antonchick studied at Belarusian State University (Minsk, Belarus). He completed his PhD at the Institute of Bioorganic Chemistry of the National Academy of Sciences of Belarus and the Max Planck Institute for Chemical Ecology (Jena, Germany) under the guidance of Prof. V. A. Khripach and PD Dr B. Schneider. After a post-doctoral appointment with Prof. M. Rueping at Frankfurt University, he joined



dines as nitrogen sources, resulting in a net addition of an amino group to the electron-rich functionalities of the substrate.^{3–8} Conventionally, the dirhodium-nitrene chemistry enables intramolecular amination of the inert C(sp³)-H bond to form a C–N bond *via* intermolecular nitrene transfer,⁹ and this condition was applied to the synthesis of *NH*-sulfoximines from sulfoximes¹⁰ and the direct preparation of *NH*-aziridines and anilines from alkenes and arenes,^{11,12} which have been broadly applied to organic synthesis (Scheme 1A).¹³ On the other hand, iodonitrene¹⁴ generated *in situ* from the reaction between hypervalent iodine(III) reagents and ammonia or its surrogates has recently been introduced as a promising electrophilic aminating reagent (Scheme 1B). The synthesis of *NH*-sulfoximines (Bull, Luisi and co-workers, 2016),¹⁴ the synthesis of diazirines from unprotected amino acids (Reboul and co-workers, 2019),¹⁵ and the contractive synthesis of cyclobutanes

from pyrrolidines (Antonchick and coworkers, 2021)¹⁶ revealed the novel reactivity of iodonitrene distinguishing it from the precedent metal-nitrene chemistry. The use of iodonitrene as an electrophilic aminating reagent not only provides a reactive nitrene species ready for nitrogen transfer, but also circumvents the use of metals and activated explosive reagents, such as *O*-mesitylenesulfonyl-hydroxylamine (MSH).¹⁷ Bull, Luisi and co-workers disclosed the evidence of iodonitrene and possible intermediates (PhI=NH),¹⁴ for instance, iminoiodinane **1a** and the unprecedented iodonitrene **1b** (PhI=N⁺) *via* mass spectrometric analysis and isotopic labeling using ¹⁵N¹⁸ (Scheme 1C). However, no evidence of any reactive intermediates was found throughout the NMR studies.¹⁹

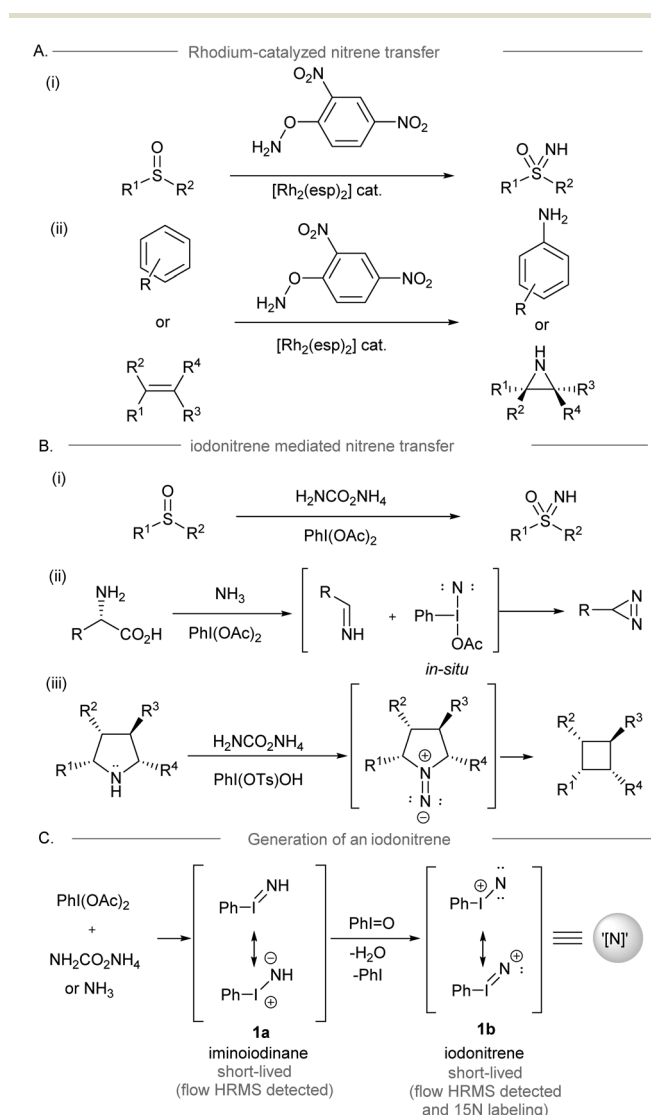
Our group^{20–27} is engaged in the novel method development using hypervalent iodine(III) chemistry.^{28–35} Despite a personal account and a review on *NH*-sulfoximines which was reported by the Bull group and the Luisi group,^{36–38} no review has been published, to the best of our knowledge, discussing the chemistry of iodonitrene. We are motivated to provide a concise minireview, highlighting iodonitrene and its application in organic synthesis. This minireview could be useful to synthetic scientists in method development and natural product synthesis and the pharmaceutical industry. Finally, we discuss the directions and prospects for the innovation of new reactions and potential applications in organic synthesis.

2. Electrophilic amination of sulfur-containing compounds

Sulfur-containing compounds possess significant biological profiles and appear as important elements in drug discovery.³⁹ For instance, sulfoximines are present as essential functional groups in drug candidates such as compound AZD6738 (Scheme 2, inset) from AstraZeneca.⁴⁰ Directing the transfer of the NH group from iodonitrene to sulfoxides gives *NH*-sulfoximines in one step. With the oxidizing power of the hypervalent iodine(III) reagent, oxidation of the sulfur atom could take place before and/or after the nitrogen transfer from iodonitrene. In this section, the direct *NH*-group transfer to sulfoxides and sulfonamides is discussed. Moreover, the sequential *NH*-group transfer accompanied by the oxidation of sulfides, thiols, and sulfonamides is elaborated.

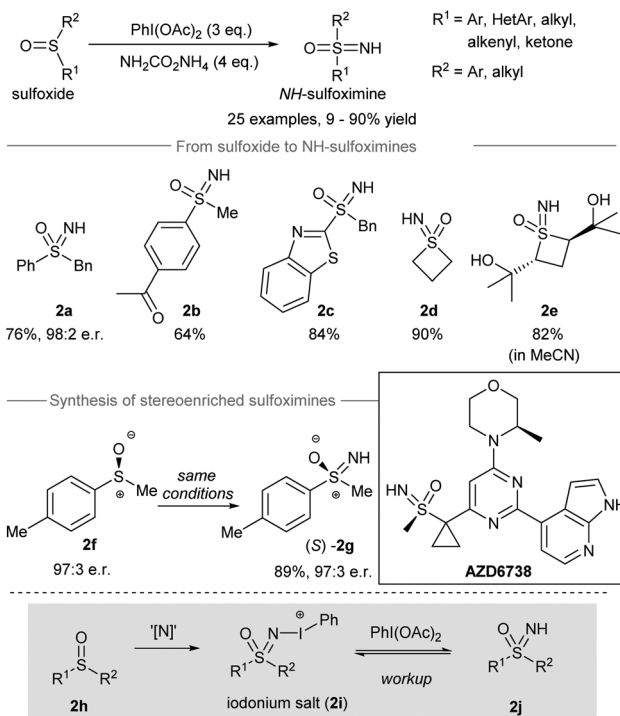
2.1 Direct *NH* transfer to sulfoxides

In 2016, Luisi, Bull and co-workers reported the direct transfer of the *NH*-group from iodonitrene to sulfoxides to afford *NH*-sulfoximines¹⁴ (Scheme 2). Under the standard conditions, the iodonitrene generated *in situ* from the reaction between phenyliodine(III) diacetate (PIDA) and ammonium carbamate⁴¹ promoted a *NH*-group transfer to produce various *NH*-sulfoximines. Both aryl-substituted and alkyl-substituted sulfoxides carrying different reactive groups, such as ketones, free alcohols, and benzothiazoles, gave sulfoxides **2a–2e** from decent to good yields. When methyl *p*-tolylsulfoxide **2f** was used as the starting material, the stereospecific *NH*-group transfer took



Scheme 1 (A) Rhodium catalyzed amination reactions involving dirhodium nitrene transfer.^{10–12} (B) Some examples of amination reactions using iodonitrenes as electrophilic aminating reagents.^{9,15} (C) The proposed mechanism of iodonitrene formation.⁹





Scheme 2 Direct *NH*-group transfer to sulfoxides producing *NH*-sulfoximines.¹⁴

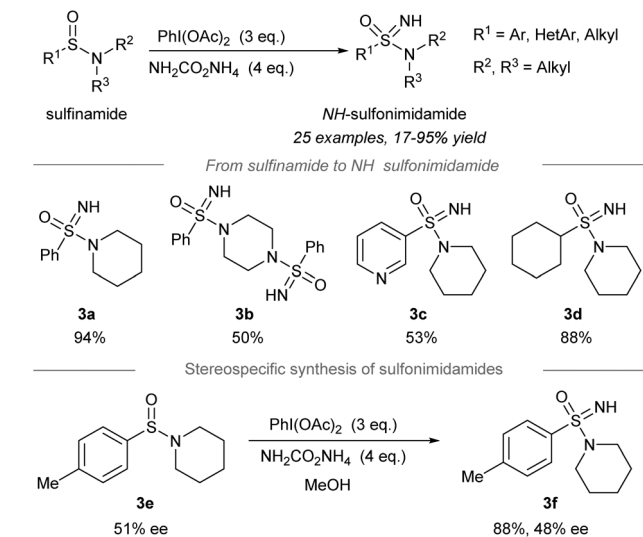
place under standard conditions and gave sulfoximine (S)-2g in 89% yield with 97:3 er. Mechanistically, the authors proposed that the nitrene transfer from iodonitrene (*i.e.* “[N]”) to sulfoxide 2h may generate an iodonium salt 2i. Further oxidation of 2i by free phenyliodine(III) diacetate followed by workup afforded *NH*-sulfoximines 2j.

2.2 Direct *NH* transfer to sulfinamides

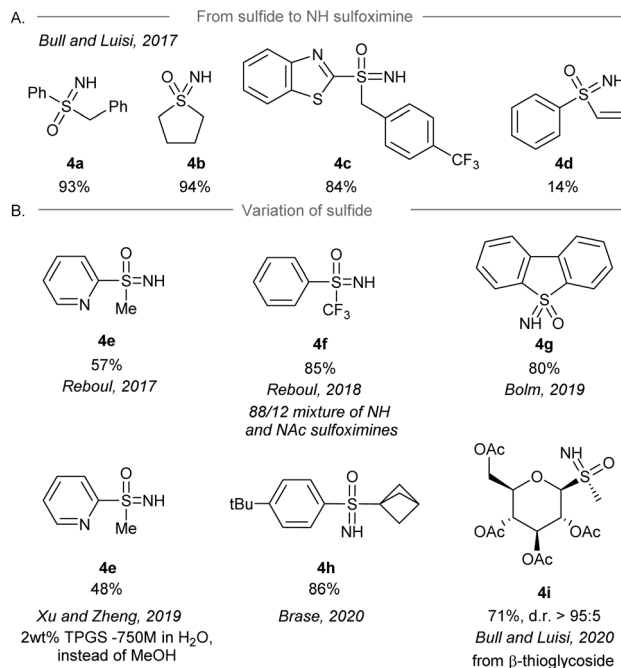
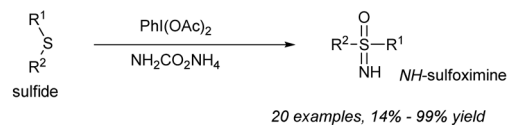
Later, one-pot conversion of sulfinamides to sulfonimidamides *via* transfer of the electrophilic *NH*-group was reported by Stockman, Lücking, and co-workers (Scheme 3).⁴² Under the optimized conditions, sulfonimidamides (3a to 3d) were formed from sulfinamides in good to high yields. The replacement of the aryl substituents of tertiary sulfonylamides by the 3-pyridinyl group (3c) or cyclohexyl group (3d) was tolerated. Importantly, the *NH*-group transfer to chiral sulfinamide 3e (51% ee) proceeded stereospecifically to give *NH*-sulfonimidamide 3f with 48% ee.

2.3 One-pot *NH*- and *O*-transfer to sulfides

After the pioneering synthesis of *NH*-sulfoximines from sulfides using iodonitrene as an electrophilic aminating reagent by Bull and Luisi in 2016,¹⁴ the synthesis of *NH*-sulfoximines from the corresponding sulfides *via* a one-pot *NH*- and *O*-transfer was realized by several research groups using iodonitrene chemistry (Scheme 4). In 2017, Bull and Luisi first reported the one-pot *NH*- and *O*-transfer to sulfides to give *NH*-sulfoximines (Scheme 4A).⁴³ Aryl-, alkyl- and benzothiazole-substituted (*R*¹) sulfides gave the corresponding *NH*-sulfoxi-



Scheme 3 Direct *NH*-group transfer in the synthesis of *NH*-sulfonimidamides from sulfinamides.⁴²



Scheme 4 (A) Direct *NH*-sulfoximation of sulfides by an iodonitrene. (B) Variation of sulfides as the starting materials.⁴³⁻⁴⁹

mines in high yield (4a–4c, 84%–94% yield). However, the low yield of vinyl substituted sulfoximine 4d is suggested to be the result of a possible polymerization of the substrate.

Shortly after Bull and Luisi's work, other research groups reported variants of the transformation with modification of

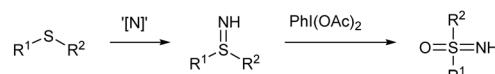


substrates and/or conditions (Scheme 4B), for instance pyridinyl sulfides **4e** (Reboul's group),^{44,50} *S*-perfluoroalkylated sulfides **4f** (Reboul's group),⁵¹ thiophene-derived sulfides **4g** (Bolm's group),⁴⁸ bicyclo[1.1.1]pentyl sulfides **4h** (Bräse's group),⁵³ and β -thioglycosides **4i** (Bull and Luisi's group).⁵⁴ Besides, sulfoximation of sulfides could be achieved to afford **4e** under aqueous micellar conditions using the surfactant TPGS-750-M as an additive.⁴⁹

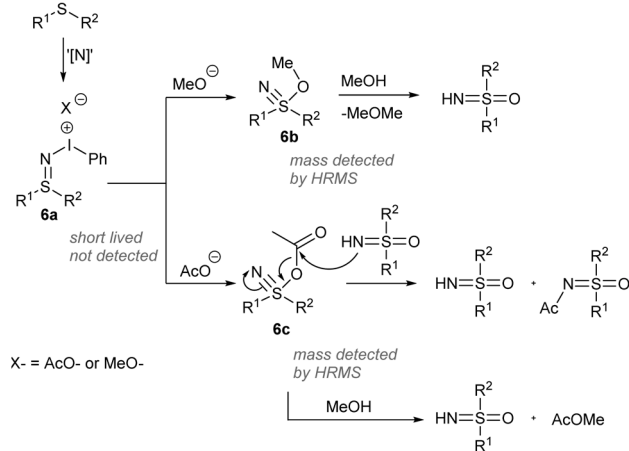
After the report of the direct sulfoximation of sulfides, a tandem *NH*-sulfoximation/*C*(sp²)-*H* amination of sulfides to give dibenzothiazines⁵² was developed by Chen and co-workers in 2018 (Scheme 5). Treatment of [1,1'-biaryl]-2-sulfides with PIDA and ammonium phosphate trihydrate afforded the *NH*- and *O*-transfer products *NH*-sulfoximines, which after intramolecular *C*(sp²)-*H* functionalization provided dibenzothiazines.^{55,56} The variation of the substituents R¹ and R² gave the desired dibenzothiazine products **5a** and **5b** in high yield. A phenyl group on R³ (**5c**) significantly reduced the yield of the reaction to 45% yield. Heterocyclic dibenzothiazines such as **5d** and **5e** were also compatible with the reaction conditions. The authors proposed that the oxidation of the newly formed *NH*-sulfoximine **5f** with PIDA gave **5g**, which cyclized to give dibenzothiazine **5h** (Scheme 5).

A mechanism of the one-pot synthesis of *NH*-sulfoximines from sulfides was suggested by Bull, Luisi, and co-workers (Scheme 6), based on direct nitrene *NH*-group transfer to sulfides and subsequent *O*-transfer from PIDA to afford sulfoximines⁴³ (Scheme 6A). Later, an investigation by Reboul and co-workers⁴⁴ revealed that idonitrene could be generated when PIDA was reacted with either ammonium carbamate or

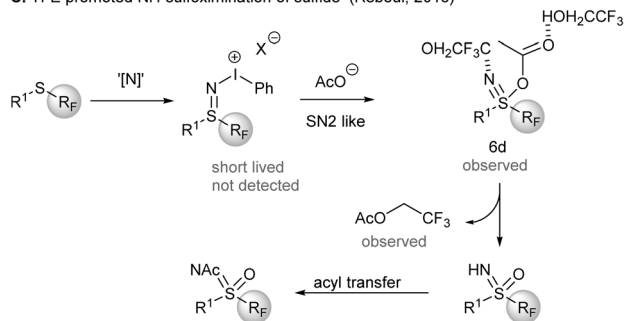
A. Proposed mechanism (Bull and Luisi, 2017)



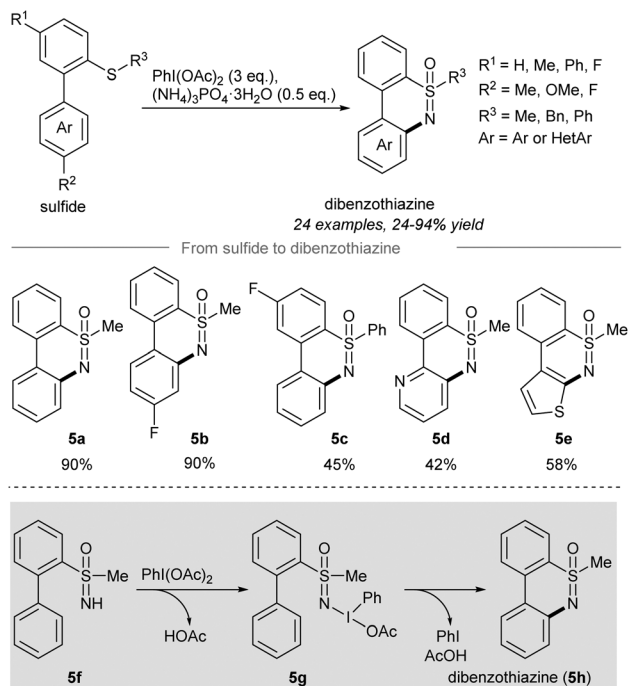
B. Mechanistic study (Reboul, 2017)



C. TFE promoted *NH*-sulfoximation of sulfide (Reboul, 2018)



Scheme 6 Mechanistic investigation of direct *NH*-sulfoximation of sulfides.^{42,45,46}



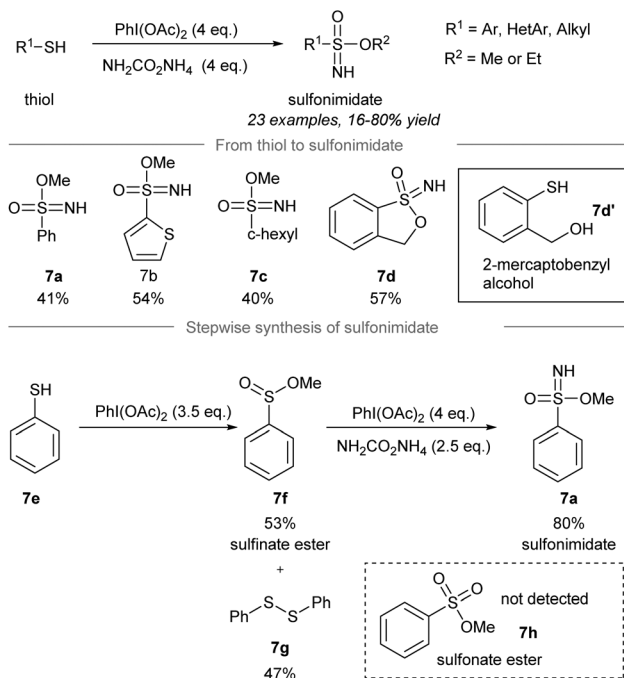
Scheme 5 Synthesis of dibenzothiazines from sulfides through tandem *NH*-sulfoximation/*C*(sp²)-*H* amination.⁵²

ammonium carbonate (Scheme 6B). Although the sulfilimine **6a** formed initially was short-lived and not detected, nucleophilic addition of methoxide or acetate to sulfilimines gave **6b** and **6c**, respectively, which could be detected by HRMS. The rate enhancement of the sulfoximation of *S*-perfluoroalkylated sulfides could be ascribed to the *H*-bonding between 2,2,2-trifluoroethanol (TFE) and the observed sulfanitrile intermediate **6d** (Scheme 6C). The attack of TFE on the acetate of **6d** produced trifluoroethyl acetate. Acetyl group transfer from trifluoroethyl acetate to the reaction product *NH*-sulfoximines furnished *N*-Ac sulfoximines.

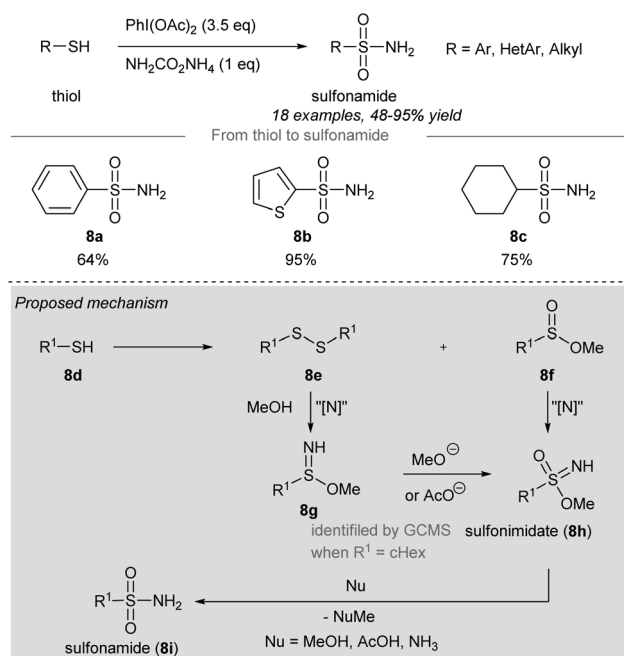
2.4 One-pot *NH*- and *O*-transfer to thiols

In 2018, Luisi, Bull and co-workers disclosed a one-pot chemoselective *NH*-, *O*- and *OR*-transfer to thiols using idonitrenes to give sulfonimidates and sulfonamides⁵⁷ (Scheme 7 and 8). By reducing the amount of ammonium carbamate, the product distribution could be changed from sulfonimidates (4 equiv. of ammonium carbamate) (Scheme 7) to sulfonamides (1 equiv. of ammonium carbamate) (Scheme 8).





Scheme 7 Synthesis of sulfonimidates from thiols through a one-pot *NH*-, *O*-, *RO*-transfer.⁵⁷



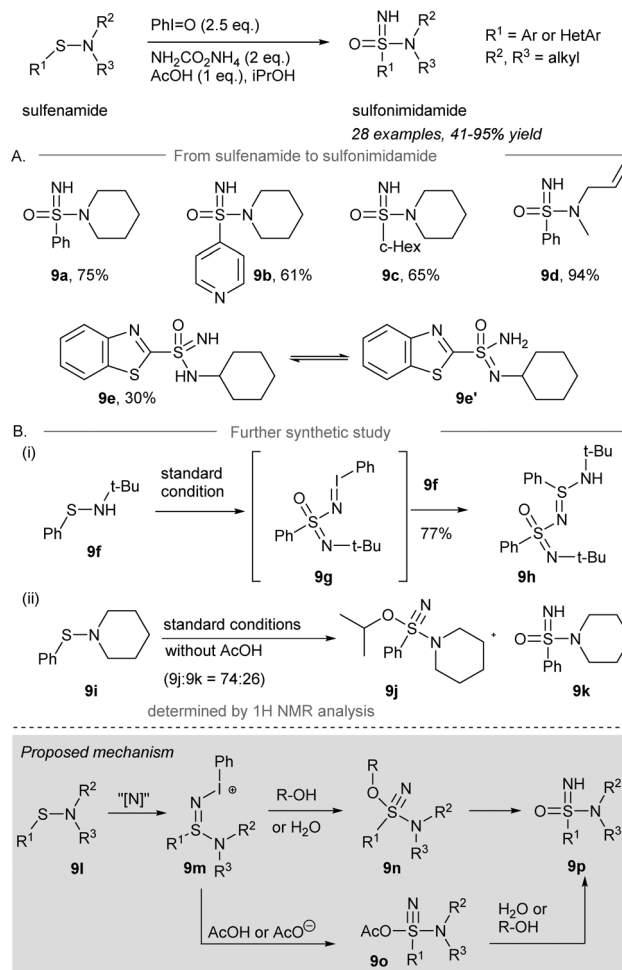
Scheme 8 Synthesis of sulfonimidates and sulfonamides from thiols through a one-pot *NH*-, *O*-, *RO*-transfer.⁵⁷

To prepare sulfonimidates, phenylthiol, thiophene-2-thiol and cyclohexanethanol were converted to the corresponding sulfonimidates **7a–7c** in moderate yields under the standard conditions (Scheme 7). Interestingly, 2-mercaptobenzylalcohol **7d'** was transformed into cyclization product **7d** in 57% yield. Treatment of phenylthiol **7e** with an excess of phenyliodine(III)

diacetate afforded a mixture of methyl sulfinate ester **7f** and diphenyl disulfide **7g**. However, sulfonate ester **7h** was not observed. Exposure of methyl benzenesulfinate **7f** to the *in situ* generated iodonitrene in acetonitrile afforded sulfonimidate **7a**. Phenylthiol, thiophene-2-thiol and cyclohexanethiol afforded the corresponding sulfonamides **8a–8c** in good to excellent yields (Scheme 8).

Based on the experimental evidence, the authors suggested a possible mechanism of these reactions (Scheme 8, grey box). Intermediate **8g** was detected by GCMS when R was a cyclohexyl group, which was reacted with methoxide or acetate to give sulfonimidate **8h** as the product. Sulfonimidate **8h** could be converted to sulfonamide **8i** by reaction with existing nucleophiles, including methanol, acetic acid, and ammonia.

In 2019, Bull and co-workers reported the direct one-pot *NH*- and *O*-transfer from sulfonamides to sulfonimidamides (Scheme 9A).⁵⁸ Treatment of sulfonamides with 2.5 equivalents of iodosylbenzene and 2 equivalents of ammonium carbamate in the presence of 1 equivalent of AcOH as an additive gave sulfonimidamides in good yield. Phenyl-sulfenamide, 4-pyridi-



Scheme 9 (A) Synthesis of sulfonimidamides from sulfonamides through one-pot *NH*- and *O*-transfer.⁵⁸ (B) Further synthetic study of sulfonimidation.



nyl-sulfenamide, and cyclohexyl-sulfenamide performed well under the standard conditions to give the corresponding sulfonimidamides **9a–9c** in decent yield. A secondary sulfenamide containing an *NH* moiety gave sulfonimidamide **9e** in 30% isolated yield, along with the corresponding sulfinamide as the major side product.

Unexpectedly, *tert*-butylphenylsulfenamide **9f** was converted to **9h** in 77% yield under the standard conditions (Scheme 9B). It is rationalized that direct one-pot *NH*- and *O*-transfer to **9f** followed by activation by an excess of iodosylbenzene leads to the formation of iminoiodinane intermediate **9g**. Imination of **9g** by another equivalent of sulfenamide **9f** produced **9h**. When the reaction was performed in the absence of an acid, sulfenamide **9i** was converted into λ^6 -sulfanenitrile **9j** and sulfonimidamide **9k** in a ratio of 74:26 determined by ^1H NMR spectroscopy. The λ^6 -sulfanenitrile **9j** was fully characterized by HRMS and ^1H -, ^{13}C -NMR and IR spectroscopy.

The proposed mechanism is depicted in Scheme 9 (grey box). Sulfenamide **9l** is reacted with the iodonitrene to afford sulfenimidine salt **9m**. Elimination of iodobenzene from **9m** forming the $\text{S}=\text{N}$ triple bond may occur before or at the same time as an attack of a nucleophile, being either $\text{R-OH}/\text{H}_2\text{O}$ to give alkoxy-amino- λ^6 -sulfanenitrile **9n** or AcOH to give sulfonimidamide **9o**. Finally, **9n** is converted to the desired sulfonimidamide **9p**. Alternatively, sulfonimidamide **9o** reacts with water from the solvent or the solubilization of iodosylbenzene produces sulfonimidamide **9p** under the standard conditions to give the corresponding sulfonimidamides **9a–9c** in decent yield, respectively.

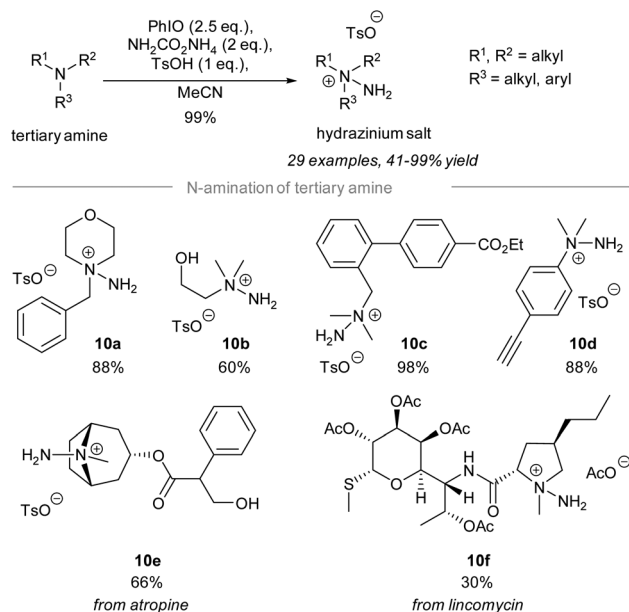
3. Selective electrophilic amination of tertiary amines

In 2021, Bull and Luisi disclosed the electrophilic amination of tertiary amines to give the corresponding hydrazinium salts (Scheme 10).⁵⁹ Treatment of tertiary amines with 2.5 equivalents of iodosylbenzene and 2 equivalents of ammonia carbamate in the presence of *p*-methylbenzenesulfonic acid gave hydrazinium salts. The study of the substrate scope revealed that many reactive functional groups are well-tolerated under the standard conditions.

For instance, the hydrazinium salts of primary alcohol **10b**, ethyl ester **10c**, and alkyne **10d** were prepared successfully in good yield using the reported protocol. Importantly, chemoselective electrophilic amination of the tertiary amino group on atropine and a lincomycin derivative took place to give the corresponding hydrazinium salts **10e** and **10f**, respectively.

4. Synthesis of terminal diazirines from amino acids through tandem decarboxylation/iodonitrene transfer

In 2019, Reboul and co-workers disclosed the synthesis of terminal diazirines from amino acids through a tandem de-



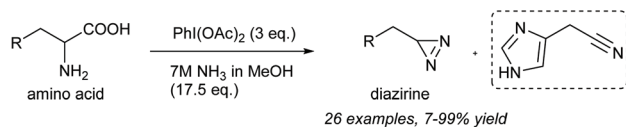
Scheme 10 Chemoselective electrophilic amination of tertiary amines.⁵⁹

carboxylation/iodonitrene transfer⁶⁰ (Scheme 11). Treatment of amino acids with phenyliodine(III) diacetate and 7M ammonia solution produces terminal diazirines as major products accompanied by a small number of undesired nitriles that resulted from over-oxidation. Amino acids such as *L*-histidine, *L*-tyrosine, *N*-Boc-*L*-tryptophan, *L*-citrulline, and 4-iodo-*L*-phenylalanine were converted to the corresponding diazirines **11a**, **11b**, **11d**, **11e**, and **11h** in high yield. However, unprotected *L*-tryptophan resulted in a volatile diazirine **11c** in 27% yield, which was not accurate for quantification. Besides, sulfated amino acids such as cysteine (Cys)⁵⁷ and methionine (Met)⁵⁰ were incompatible with the reaction conditions due to possible side reactions with PIDA. Prior protection of sulfur, for instance, in (*S*)-trityl-*L*-cysteine and (*S*)-Bn-*L*-cysteine sulfoxide gave the corresponding terminal diazirines **11f** and **11g** in poor to moderate yield. Noteworthy, no sulfoximination⁴⁵ product was observed when the sulfoxides above were subjected to the standard conditions.

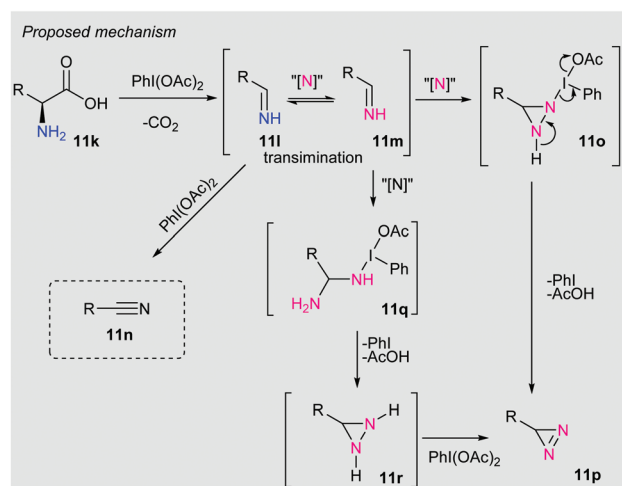
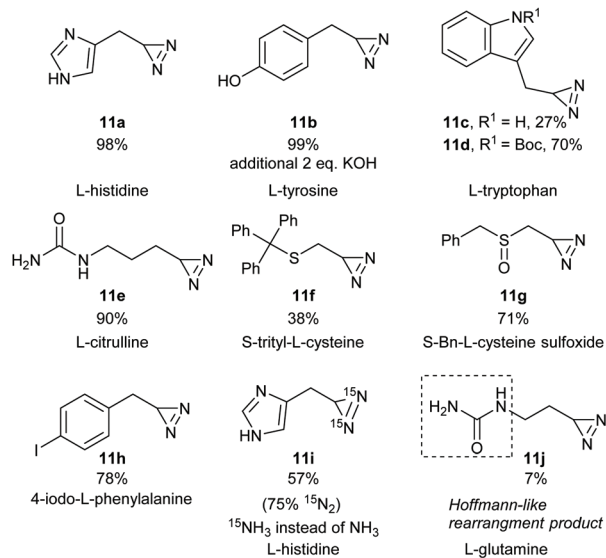
Treatment of *L*-histidine with PIDA and ^{15}N -labeled ammonia afforded $^{15}\text{N}_2$ -diazirine **11i** in 57% yield with 75% ^{15}N -label incorporated. This implied that both nitrogen atoms of the newly installed diazirine group originated from the ammonia solution. Primary amides, such as *L*-glutamine, gave diazirines in low yield due to sublimation. In particular, a Hofmann-like rearrangement of *L*-glutamine took place to give urea **11j** in 7% yield. This rearrangement could be alleviated by prior *N*-ethylation of *L*-glutamine.

The authors proposed a possible reaction mechanism (Scheme 11, grey box). Amino acid **11k** is subjected to decarboxylation upon treatment with phenyliodine(III) diacetate to give an imine **11l**.^{61,62} The imine **11l** formed could be oxidized to nitrile **11n** in the presence of an excess amount of





From amino acids to diazirines



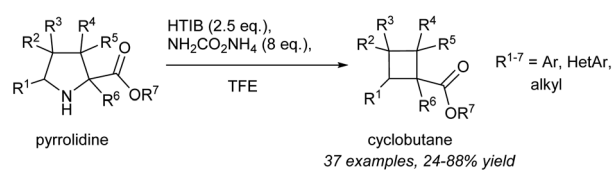
Scheme 11 Synthesis of terminal diazirines from amino acids through a tandem decarboxylation/iodonitrene transfer.⁶⁰

oxidant. Transimination⁶³ of imine **11l** takes place with the iodonitrene to give **11m**,¹⁴ which reacts with the second moiety of the iodonitrene *via* insertion to give the diaziridine intermediate **11o**.⁶⁴ Subsequent oxidation with the release of iodobenzene and acetic acid affords the desired diazirine **11p**.⁶⁵ Another possible pathway involves the nucleophilic addition of ¹⁵NH₃ to give **11q**,⁶⁶ followed by cyclization into diaziridine **11r**. Oxidation of diaziridine **11r** by phenyliodine (iii) diacetate afforded diazirine **11p**.

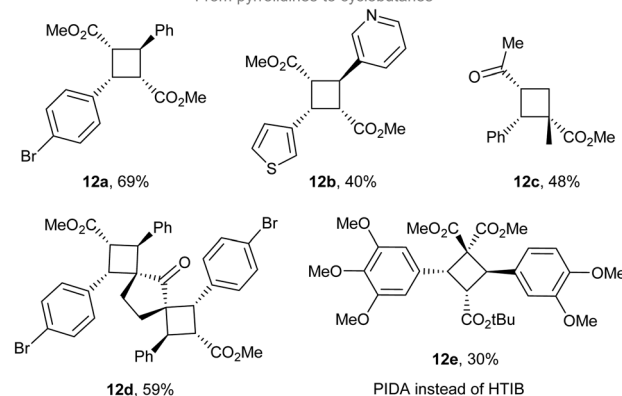
Very recently, Reboul's chemistry on direct diazirine synthesis from amino acids was used to prepare a diazirine tag for chemical proteomics.⁶⁷

5. Stereoselective and contractive synthesis of cyclobutanes from pyrrolidines

In 2021, stereoselective and contractive synthesis of cyclobutanes from the corresponding pyrrolidines was reported by Antonchick and co-workers¹⁶ (Scheme 12). Iodonitrene, which was generated *in situ* from the reaction between 2.5 equivalents of hydroxy(tosyloxy)iodobenzene (HTIB) and 8 equivalents of

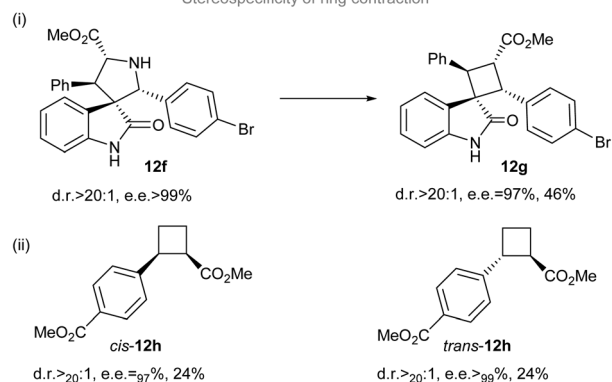


From pyrrolidines to cyclobutanes

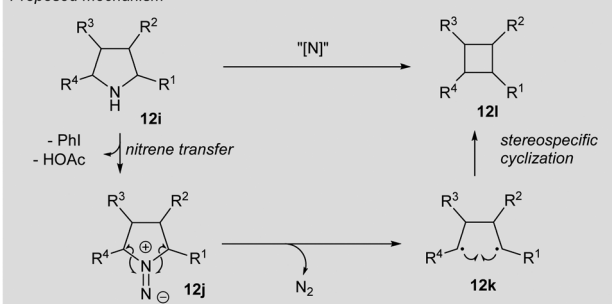


PIDA instead of HTIB

Stereospecificity of ring contraction



Proposed mechanism



Scheme 12 Stereospecific contraction synthesis of cyclobutanes from pyrrolidines.⁵⁹



ammonium carbamate, acted as an electrophilic aminating reagent and converted the pyrrolidines into the corresponding cyclobutanes in a stereoselective manner. *meso*-Cyclobutanes carrying α -aryl and/or α -heterocyclic substituents, such as **12a** and **12b**, could be prepared in decent yield from the corresponding pyrrolidines under the standard conditions. The pyrrolidine possessing an α -quaternary center could be converted to the corresponding cyclobutane **12c** in 48% yield. Furthermore, double ring contraction of bipyrrrolidines with an additional amount of HTIB (*i.e.* 5 equiv.) provided polyspirocyclobutane **12d** in 59% yield. The contractive synthesis of cyclobutane **12e** was effected by HTIB instead of PIDA and it acted as an essential intermediate to the preparation of the cytotoxic cyclobutane natural product piperarborenine B.^{68–70}

When optically-pure spirooxindole **12f** was subjected to the standard conditions, spirocyclobutane **12g** was formed with excellent stereocontrol ($dr > 20 : 1$, $ee = 97\%$) validating the stereospecificity of the ring contraction. More importantly, the stereospecific nature of the ring contraction was further substantiated by the formation of cyclobutanes *cis*-**12h** and *trans*-**12h**. Although both ring contractions afforded low yields (*i.e.* 24%), the outstanding diastereo- and enantiocontrol for *cis*-**12h** ($dr > 20 : 1$, $ee > 97\%$) and *trans*-**12h** ($dr > 20 : 1$, $ee > 99\%$) indicated a memory of chirality for the developed novel ring contraction allowing access to enantiopure novel cyclobutane derivatives.

The proposed reaction mechanism is depicted (Scheme 12, grey box). Treatment of pyrrolidine **12i** with the *in situ* generated iodonitrene species leads to electrophilic amination, affording 1,1-diazene **12j** as a possible intermediate. The reactive 1,1-diazene **12j** proceeds further to give 1,4-biradical **12k** via dinitrogen extrusion. The intramolecular cyclization of 1,4-biradical **12k** leads to C–C bond formation to give cyclobutane **12l**.

6. Summary and outlook

This review provides an overview of iodonitrene chemistry and illustrates its development since 2016. Through the discovery of iodonitrene as an *in situ* generated reactive species from the reaction between hypervalent iodine(III) and ammonia, iodonitrene has been used extensively as an electrophilic aminating reagent in the amination of sulfides and sulfoxides. Until 2019, the unprecedented synthesis of diazirines from unprotected amino acids was achieved by Reboul making use of hypervalent iodine(III) as an oxidant for decarboxylation and an iodonitrene as a source of nitrogen. Diazirines generated by this method can be used as a tag once they are incorporated into bioactive compounds and could be used for various biological investigations. Later, our group reported the stereospecific contractive synthesis of cyclobutanes from pyrrolidines featuring iodonitrene-promoted electrophilic amination of the N-atoms of pyrrolidines followed by nitrogen extrusion. Taking into account the reaction we described above, iodonitrene not only serves as an

electrophilic aminating reagent, but also shows the oxidation properties of hypervalent iodine(III). This makes iodonitrene a very interesting reagent for the development of new methods.

Iodonitrene acts as a convenient and easily manageable reagent in organic synthesis. Besides its metal-free nature, the use of iodonitrene provides comparable reactivity to rhodium-carbene in the synthesis of NH-sulfoximines from sulfoxides but requires no use of a transition metal. This provides a fascinating opportunity that rhodium-catalyzed nitrene transfer reactions might be accomplished by iodonitrene chemistry, for instance, in the amination of arenes and alkenes. One major issue that needs to be addressed is the stoichiometric amounts of hypervalent iodine(III) reagent necessary to react with ammonia or its surrogate in order to generate iodonitrene. Inspired by the organocatalytic reactions developed by us and others, hypervalent iodine(III) formed from catalytic quantities of aryl iodides and *m*-CPBA as a stoichiometric oxidant might react with ammonia to give iodonitrenes, avoiding the use of stoichiometric amounts of hypervalent iodine(III). Furthermore, the prospect of asymmetric iodonitrene transfer might be enabled by iodonitrenes prepared from chiral hypervalent iodine(III) compounds. New method development involving the use of iodonitrene continues to be an active research area. We envision that synthetic application of the reported iodonitrene chemistry, such as the preparation of diazirine tags and the synthesis of bioactive natural products, will be flourished as practically useful chemistry applied widely in the synthetic community and the pharmaceutical industry.

Conflicts of interest

There are no conflicts to declare.

Acknowledgements

A. P. A. acknowledges the support of the DFG (AN 1064/4-1) and the Boehringer Ingelheim Foundation (Plus 3). C. H. acknowledges the International Max Planck Research School for Living Matter (Dortmund, Germany).

References

- 1 M. T. Pirnot, Y.-M. Wang and S. L. Buchwald, Copper Hydride Catalyzed Hydroamination of Alkenes and Alkynes, *Angew. Chem., Int. Ed.*, 2016, **55**, 48–57.
- 2 R. Dorel, C. P. Grugel and A. M. Haydl, The Buchwald–Hartwig Amination After 25 Years, *Angew. Chem., Int. Ed.*, 2019, **58**, 17118–17129.
- 3 M. Corpet and C. Gosmini, Recent Advances in Electrophilic Amination Reactions, *Synthesis*, 2014, **46**, 2258–2271.



- 4 P. Starkov, T. F. Jamison and I. Marek, Electrophilic Amination: The Case of Nitrenoids, *Chem. – Eur. J.*, 2015, **21**, 5278–5300.
- 5 K. Muñoz, Promoting Intermolecular C–N Bond Formation under the Auspices of Iodine(III), *Acc. Chem. Res.*, 2018, **51**, 1507–1519.
- 6 S. Sabir, G. Kumar and J. L. Jat, O-Substituted hydroxyl amine reagents: an overview of recent synthetic advances, *Org. Biomol. Chem.*, 2018, **16**, 3314–3327.
- 7 R. Y. Liu and S. L. Buchwald, CuH-Catalyzed Olefin Functionalization: From Hydroamination to Carbonyl Addition, *Acc. Chem. Res.*, 2020, **53**, 1229–1243.
- 8 L. G. O’Neil and J. F. Bower, Electrophilic Aminating Agents in Total Synthesis, *Angew. Chem., Int. Ed.*, 2021, **60**, 25640.
- 9 C. G. Espino, K. W. Fiori, M. Kim and J. Du Bois, Expanding the Scope of C–H Amination through Catalyst Design, *J. Am. Chem. Soc.*, 2004, **126**, 15378–15379.
- 10 J. Miao, N. G. J. Richards and H. Ge, Rhodium-catalyzed direct synthesis of unprotected NH-sulfoximines from sulf-oxides, *ChemComm*, 2014, **50**, 9687–9689.
- 11 J. L. Jat, M. P. Paudyal, H. Gao, Q.-L. Xu, M. Yousufuddin, D. Devarajan, D. H. Ess, L. Kürti and J. R. Falck, Direct Stereospecific Synthesis of Unprotected N-H and N-Me Aziridines from Olefins, *Science*, 2014, **343**, 61.
- 12 M. P. Paudyal, A. M. Adebessin, S. R. Burt, D. H. Ess, Z. Ma, L. Kürti and J. R. Falck, Dirhodium-catalyzed C-H arene amination using hydroxylamines, *Science*, 2016, **353**, 1144.
- 13 B. Darses, R. Rodrigues, L. Neuville, M. Mazurais and P. Dauban, Transition metal-catalyzed iodine(III)-mediated nitrene transfer reactions: efficient tools for challenging syntheses, *ChemComm*, 2017, **53**, 493–508.
- 14 M. Zenzola, R. Doran, L. Degennaro, R. Luisi and J. A. Bull, Transfer of Electrophilic NH Using Convenient Sources of Ammonia: Direct Synthesis of NH Sulfoximines from Sulfoxides, *Angew. Chem., Int. Ed.*, 2016, **55**, 7203–7207.
- 15 T. Glachet, H. Marzag, N. S. Rosa, J. F. P. Colell, G. Zhang, W. S. Warren, X. Franck, T. Theis and V. Reboul, Iodonitrene in Action: Direct Transformation of Amino Acids into Terminal Diazirines and 15N2-Diazirines and Their Application as Hyperpolarized Markers, *J. Am. Chem. Soc.*, 2019, **141**, 13689–13696.
- 16 C. Hui, L. Brieger, C. Strohmman and A. P. Antonchick, Stereoselective Synthesis of Cyclobutanes by Contraction of Pyrrolidines, *J. Am. Chem. Soc.*, 2021, **143**, 18864–18870.
- 17 J. Mendiola, J. A. Rincón, C. Mateos, J. F. Soriano, Ó. de Frutos, J. K. Niemeier and E. M. Davis, Preparation, Use, and Safety of O-Mesitylenesulfonylhydroxylamine, *Org. Process Res. Dev.*, 2009, **13**, 263–267.
- 18 C. Iacobucci, S. Reale and F. De Angelis, Elusive Reaction Intermediates in Solution Explored by ESI-MS: Reverse Periscope for Mechanistic Investigations, *Angew. Chem., Int. Ed.*, 2016, **55**, 2980–2993.
- 19 K. W. Fiori, C. G. Espino, B. H. Brodsky and J. Du Bois, A mechanistic analysis of the Rh-catalyzed intramolecular C–H amination reaction, *Tetrahedron*, 2009, **65**, 3042–3051.
- 20 A. P. Antonchick, R. Samanta, K. Kulikov and J. Lategahn, Organocatalytic, Oxidative, Intramolecular C–H Bond Amination and Metal-free Cross-Amination of Unactivated Arenes at Ambient Temperature, *Angew. Chem., Int. Ed.*, 2011, **50**, 8605–8608.
- 21 A. P. Antonchick and L. Burgmann, Direct Selective Oxidative Cross-Coupling of Simple Alkanes with Heteroarenes, *Angew. Chem., Int. Ed.*, 2013, **52**, 3267–3271.
- 22 K. Matcha and A. P. Antonchick, Metal-Free Cross-Dehydrogenative Coupling of Heterocycles with Aldehydes, *Angew. Chem., Int. Ed.*, 2013, **52**, 2082–2086.
- 23 K. Matcha, R. Narayan and A. P. Antonchick, Metal-Free Radical Azidoarylation of Alkenes: Rapid Access to Oxindoles by Cascade CN and CC Bond-Forming Reactions, *Angew. Chem., Int. Ed.*, 2013, **52**, 7985–7989.
- 24 S. Manna, K. Matcha and A. P. Antonchick, Metal-Free Annulation of Arenes with 2-Aminopyridine Derivatives: The Methyl Group as a Traceless Non-Chelating Directing Group, *Angew. Chem., Int. Ed.*, 2014, **53**, 9695–9695.
- 25 S. Manna and A. P. Antonchick, Organocatalytic Oxidative Annulation of Benzamide Derivatives with Alkynes, *Angew. Chem., Int. Ed.*, 2014, **53**, 7324–7327.
- 26 S. Manna, K. Matcha and A. P. Antonchick, Metal-Free Annulation of Arenes with 2-Aminopyridine Derivatives: The Methyl Group as a Traceless Non-Chelating Directing Group, *Angew. Chem., Int. Ed.*, 2014, **53**, 8163–8166.
- 27 L. Bering and A. P. Antonchick, Selective transition-metal-free vicinal cis-dihydroxylation of saturated hydrocarbons, *Chem. Sci.*, 2017, **8**, 452–457.
- 28 E. M. D. Allouche, E. Grinhagena and J. Waser, Hypervalent Iodine-Mediated Late-Stage Peptide and Protein Functionalization, *Angew. Chem., Int. Ed.*, 2022, **61**, e202112287.
- 29 T. Wirth, Hypervalent iodine chemistry in synthesis: Scope and new directions, *Angew. Chem., Int. Ed.*, 2005, **44**, 3656–3665.
- 30 J. Charpentier, N. Fruh and A. Togni, Electrophilic Trifluoromethylation by Use of Hypervalent Iodine Reagents, *Chem. Rev.*, 2015, **115**, 650–682.
- 31 Y. F. Li, D. P. Hari, M. V. Vita and J. Waser, Cyclic Hypervalent Iodine Reagents for Atom-Transfer Reactions: Beyond Trifluoromethylation, *Angew. Chem., Int. Ed.*, 2016, **55**, 4436–4454.
- 32 A. Yoshimura and V. V. Zhdankin, Advances in Synthetic Applications of Hypervalent Iodine Compounds, *Chem. Rev.*, 2016, **116**, 3328–3435.
- 33 X. Wang and A. Studer, Iodine(III) Reagents in Radical Chemistry, *Acc. Chem. Res.*, 2017, **50**, 1712–1724.
- 34 W. W. Chen, A. B. Cuenca and A. Shafir, The Power of Iodane-Guided C–H Coupling: A Group-Transfer Strategy in Which a Halogen Works for Its Money, *Angew. Chem., Int. Ed.*, 2020, **59**, 16294–16309.
- 35 R. Zhao and L. Shi, Reactions between Diazo Compounds and Hypervalent Iodine(III) Reagents, *Angew. Chem., Int. Ed.*, 2020, **59**, 12282–12292.



- 36 J. A. Bull, L. Degennaro and R. Luisi, Straightforward Strategies for the Preparation of NH-Sulfoximines: A Serendipitous Story, *Synlett*, 2017, **28**, 2525–2538.
- 37 M. Andresini, M. Colella, L. Degennaro and R. Luisi, Hypervalent iodine(III) reagents and ammonia as useful combination for highly chemoselective N-transfer to low-valent organosulfur compounds and amines, *ARKIVOC*, 2021, **2021**, 141–163.
- 38 M. Andresini, A. Tota, L. Degennaro, J. A. Bull and R. Luisi, Synthesis and Transformations of NH-Sulfoximines, *Chem. – Eur. J.*, 2021, **27**, 17293–17321.
- 39 C. Zhao, K. P. Rakesh, L. Ravidar, W.-Y. Fang and H.-L. Qin, Pharmaceutical and medicinal significance of sulfur (SVI)-Containing motifs for drug discovery: A critical review, *Eur. J. Med. Chem.*, 2019, **162**, 679–734.
- 40 A. M. Weber and A. J. Ryan, ATM and ATR as therapeutic targets in cancer, *Pharmacol. Ther.*, 2015, **149**, 124–138.
- 41 N. A. Romero, K. A. Margrey, N. E. Tay and D. A. Nicewicz, Site-selective arene C-H amination via photoredox catalysis, *Science*, 2015, **349**, 1326.
- 42 F. Izzo, M. Schäfer, R. Stockman and U. Lücking, A New, Practical One-Pot Synthesis of Unprotected Sulfonimidamides by Transfer of Electrophilic NH to Sulfinamides, *Chem. – Eur. J.*, 2017, **23**, 15189–15193.
- 43 A. Tota, M. Zenzola, S. J. Chawner, S. S. John-Campbell, C. Carlucci, G. Romanazzi, L. Degennaro, J. A. Bull and R. Luisi, Synthesis of NH-sulfoximines from sulfides by chemoselective one-pot N- and O-transfers, *ChemComm*, 2017, **53**, 348–351.
- 44 J.-F. Lohier, T. Glachet, H. Marzag, A.-C. Gaumont and V. Reboul, Mechanistic investigation of the NH-sulfoximation of sulfide. Evidence for λ 6-sulfanenitrile intermediates, *ChemComm*, 2017, **53**, 2064–2067.
- 45 J. F. Lohier, T. Glachet, H. Marzag, A. C. Gaumont and V. Reboul, Mechanistic investigation of the NH-sulfoximation of sulfide. Evidence for λ 6-sulfanenitrile intermediates, *ChemComm*, 2017, **53**, 2064–2067.
- 46 A. Tota, M. Zenzola, S. J. Chawner, S. St John-Campbell, C. Carlucci, G. Romanazzi, L. Degennaro, J. A. Bull and R. Luisi, Synthesis of NH-sulfoximines from sulfides by chemoselective one-pot N- and O-transfers, *ChemComm*, 2017, **53**, 348–351.
- 47 S. Chaabouni, J. F. Lohier, A. L. Barthelemy, T. Glachet, E. Anselmi, G. Dagousset, P. Diter, B. Pegot, E. Magnier and V. Reboul, One-Pot Synthesis of Aryl- and Alkyl S-Perfluoroalkylated NH-Sulfoximines from Sulfides, *Chem. – Eur. J.*, 2018, **24**, 17006–17010.
- 48 B. Verbelen, E. Siemes, A. Ehnbohm, C. Rauber, K. Rissanen, D. Woll and C. Bolm, From One-Pot NH-Sulfoximinations of Thiophene Derivatives to Dithienylethene-Type Photoswitches, *Org. Lett.*, 2019, **21**, 4293–4297.
- 49 G. Zhang, H. Tan, W. Chen, H. C. Shen, Y. Lu, C. Zheng and H. Xu, Synthesis of NH-Sulfoximines by Using Recyclable Hypervalent Iodine(III) Reagents under Aqueous Micellar Conditions, *ChemSusChem*, 2020, **13**, 922.
- 50 H. Marzag, M. Schuler, A. Tatibouët and V. Reboul, Synthesis of Methionine-Derived Endocyclic Sulfilimines and Sulfoximines, *Eur. J. Org. Chem.*, 2017, 896–900.
- 51 S. Chaabouni, J.-F. Lohier, A.-L. Barthelemy, T. Glachet, E. Anselmi, G. Dagousset, P. Diter, B. Pégot, E. Magnier and V. Reboul, One-Pot Synthesis of Aryl- and Alkyl S-Perfluoroalkylated NH-Sulfoximines from Sulfides, *Chem. – Eur. J.*, 2018, **24**, 17006–17010.
- 52 Y. N. Ma, C. Y. Guo, Q. Y. Zhao, J. Zhang and X. N. Chen, Synthesis of dibenzothiazines from sulfides by one-pot N, O-transfer and intramolecular C-H amination, *Green Chem.*, 2018, **20**, 2953–2958.
- 53 R. M. Bär, L. Langer, M. Nieger and S. Bräse, Bicyclo[1.1.1]pentyl Sulfoximines: Synthesis and Functionalizations, *Adv. Synth. Catal.*, 2020, **362**, 1356–1361.
- 54 A. Tota, C. Carlucci, L. Pisano, G. Cutolo, G. J. Clarkson, G. Romanazzi, L. Degennaro, J. A. Bull, P. Rollin and R. Luisi, Synthesis of glycosyl sulfoximines by a highly chemo- and stereoselective NH- and O-transfer to thioglycosides, *Org. Biomol. Chem.*, 2020, **18**, 3893–3897.
- 55 Y. Li, Q. Ding, G. Qiu and J. Wu, Synthesis of benzosultams via an intramolecular sp² C–H bond amination reaction of o-arylbenzenesulfonamides under metal-free conditions, *Org. Biomol. Chem.*, 2014, **12**, 149–155.
- 56 C. Martínez, A. E. Bosnidou, S. Allmendinger and K. Muñiz, Towards Uniform Iodine Catalysis: Intramolecular C–H Amination of Arenes under Visible Light, *Chem. – Eur. J.*, 2016, **22**, 9929–9932.
- 57 A. Tota, S. St John-Campbell, E. L. Briggs, G. O. Estevez, M. Afonso, L. Degennaro, R. Luisi and J. A. Bull, Highly Chemoselective NH- and O-Transfer to Thiols Using Hypervalent Iodine Reagents: Synthesis of Sulfonimidates and Sulfonamides, *Org. Lett.*, 2018, **20**, 2599–2602.
- 58 E. L. Briggs, A. Tota, M. Colella, L. Degennaro, R. Luisi and J. A. Bull, Synthesis of Sulfonimidamides from Sulfenamides via an Alkoxy-amino- λ (6)-sulfanenitrile Intermediate, *Angew. Chem., Int. Ed.*, 2019, **58**, 14303–14310.
- 59 A. Tota, M. Colella, C. Carlucci, A. Aramini, G. Clarkson, L. Degennaro, J. A. Bull and R. Luisi, N–N Bond Formation Using an Iodonitrene as an Umpolung of Ammonia: Straightforward and Chemoselective Synthesis of Hydrazinium Salts, *Adv. Synth. Catal.*, 2021, **363**, 194–199.
- 60 T. Glachet, H. Marzag, N. S. Rosa, J. F. P. Colell, G. Zhang, W. S. Warren, X. Franck, T. Theis and V. Reboul, Iodonitrene in Action: Direct Transformation of Amino Acids into Terminal Diazirines and N-15(2)-Diazirines and Their Application as Hyperpolarized Markers, *J. Am. Chem. Soc.*, 2019, **141**, 13689–13696.
- 61 V. N. Telvekar and K. A. Sasane, Oxidative Decarboxylation of 2-Aryl Carboxylic Acids Using phenyliodine(III) diacetate for Preparation of Aryl Aldehydes, Ketones, and Nitriles, *Synlett*, 2010, 2778–2780.
- 62 R. M. Moriarty, M. Sultana and Y.-Y. Ku, Cleavage of NH₂ terminal tyrosyl-peptide bonds using hypervalent iodine, *J. Chem. Soc., Chem. Commun.*, 1985, 974–975.



- 63 M. Ciaccia and S. Di Stefano, Mechanisms of imine exchange reactions in organic solvents, *Org. Biomol. Chem.*, 2015, **13**, 646–654.
- 64 R. R. Mondal, S. Khamarui and D. K. Maiti, Photocatalytic Generation of Nitrenes for Rapid Diaziridination, *Org. Lett.*, 2017, **19**, 5964–5967.
- 65 R. D. Richardson, M. Desaize and T. Wirth, Hypervalent Iodine-Mediated Aziridination of Alkenes: Mechanistic Insights and Requirements for Catalysis, *Chem. – Eur. J.*, 2007, **13**, 6745–6754.
- 66 L. Lykke, K. S. Halskov, B. D. Carlsen, V. X. Chen and K. A. Jørgensen, Catalytic Asymmetric Diaziridination, *J. Am. Chem. Soc.*, 2013, **135**, 4692–4695.
- 67 L. P. Conway, A. M. Jadhav, R. A. Homan, W. Li, J. S. Rubiano, R. Hawkins, R. M. Lawrence and C. G. Parker, Evaluation of fully-functionalized diazine tags for chemical proteomic applications, *Chem. Sci.*, 2021, **12**, 7839–7847.
- 68 W. R. Gutekunst and P. S. Baran, Total Synthesis and Structural Revision of the Piperarborenines via Sequential Cyclobutane C-H Arylation, *J. Am. Chem. Soc.*, 2011, **133**, 19076–19079.
- 69 R. A. Panish, S. R. Chintala and J. M. Fox, A Mixed-Ligand Chiral Rhodium(II) Catalyst Enables the Enantioselective Total Synthesis of Piperarborenine B, *Angew. Chem., Int. Ed.*, 2016, **55**, 4983–4987.
- 70 J. L. Hu, L. W. Feng, L. J. Wang, Z. W. Xie, Y. Tang and X. G. Li, Enantioselective Construction of Cyclobutanes: A New and Concise Approach to the Total Synthesis of (+)-Piperarborenine B, *J. Am. Chem. Soc.*, 2016, **138**, 13151–13154.

