



Cite this: *Polym. Chem.*, 2022, **13**, 479

Received 9th November 2021,  
Accepted 17th December 2021

DOI: 10.1039/d1py01510a

rsc.li/polymers

## Putting the RAFT in GRAFT: intermolecular graft exchange between bottlebrush polymers using reversible addition–fragmentation chain transfer†

Satu Häkkinen, <sup>a</sup> Billy Dyer,<sup>a</sup> Andrew Kerr<sup>a</sup> and Sébastien Perrier <sup>a,b</sup>

**A versatile synthetic methodology is presented for the preparation of graft copolymers with mixed graft distributions using reversible addition–fragmentation chain transfer (RAFT). The approach harnesses the ability of Z group-tethered grafts to fragment off the backbone to facilitate intermolecular graft exchange reactions between distinct starting materials.**

The discovery and industrious development of controlled polymerisation techniques have allowed the construction of macromolecules with intricate architectures and functionalities.<sup>1</sup> Today, architectural design is an elemental step in adjusting polymer properties to suit its application. Further exploration of new synthetic routes is needed to expand the horizons of functional polymers.<sup>2,3</sup>

Branched architectures have been widely studied for their intriguing solution and bulk properties arising from their high density, reduced interchain penetration and entanglements, and conformational constraints imposed by their branching points.<sup>4,5</sup> Amongst them, graft copolymers continue to be of interest to material scientists.<sup>6–8</sup> The field has stemmed three synthetic strategies for their preparation, all of which may be used in conjunction with one or more polymerisation techniques. These include polymerisation of macromonomers (*grafting through*), conjugation of grafts to a substrate (*grafting to*), and polymerisation of grafts from initiating sites on a substrate (*grafting from*).<sup>7</sup>

The *grafting from* approach is a versatile synthetic strategy from a chemical and a mechanistic standpoint when conducted as a RAFT polymerisation.<sup>9–12</sup> In RAFT *grafting from* polymerisations initiating sites (*i.e.*, RAFT agents) may be tethered to a substrate *via* the reinitiating R group or the stabilising Z group, giving rise to two mechanistically different reac-

tions with each having their benefits and limitations.<sup>9</sup> In the R group approach propagating graft radicals remain covalently bound to the substrate, resulting in similar reaction mechanics to *grafting from* polymerisations conducted with other controlled polymerisation techniques. The Z group reaction mechanism is unique to RAFT polymerisation and akin to reversible *grafting to* radical reactions. In the Z group approach – also known as the *transfer to* approach<sup>13</sup> – grafts fragment off their graft sites to propagate and may diffuse freely in the reaction medium. We hypothesised that the graft fragmentation should lead to intermolecular graft exchange if graft radicals were able to diffuse away from their original graft sites and close to those on another molecule (Scheme 1). Building on this feature, the Z group approach could be used to exchange distinct grafts in a mixture of graft copolymers to yield hybrid products, giving access to heterograft structures in a simple manner. While densely grafted heterograft copolymers may also be conveniently produced *via* the *grafting through* strategy, these polymerisations can suffer from poor control when conducted using RAFT and targeting long backbones due to steric hindrance congestion near the propagating and dormant chain-ends.<sup>14</sup> It is therefore useful to find alternative ways to achieve these structures.

We present two convenient routes through which graft copolymers with mixed graft distributions – such as heterograft copolymers – may be prepared using the Z group mechanism. The first route involves mixing two or more structurally different graft copolymers in solution and subsequent initiation to induce graft interchange. The exchange may also be conducted using a mixture of graft copolymers and linear polymers capable of forming a chain radical. In the second approach a linear polymer with chain transfer agent-functionalised side groups (pCTA) and a linear polymer with a RAFT end-group are reacted to graft the linear chains to the pCTA using radical reactions.

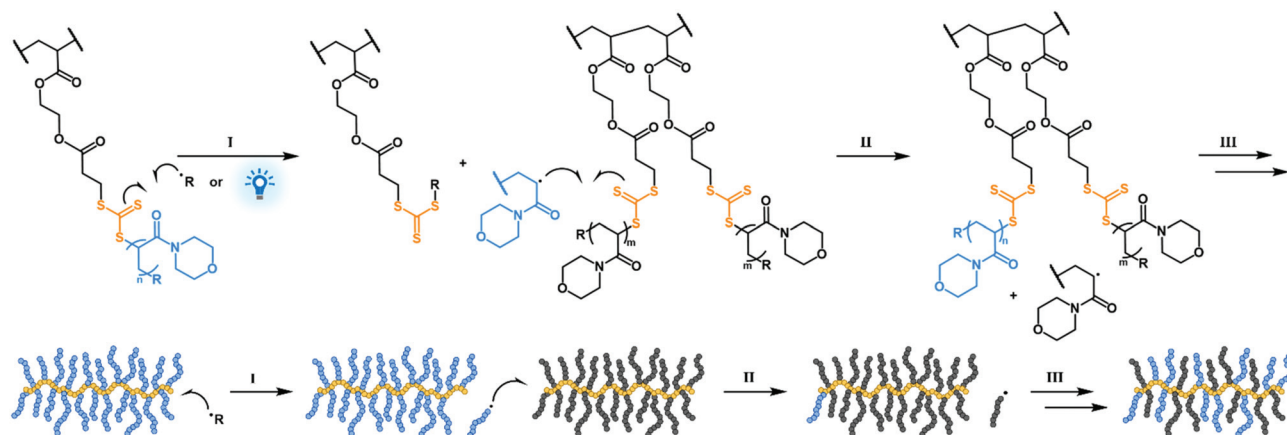
A library of graft copolymers was prepared for the graft exchange study using a three-step synthetic protocol. In short, RAFT polymerisation and post-modification of poly(2-hydroxyethyl acrylate) (pHEA) was conducted to give a functionalised

<sup>a</sup>Department of Chemistry, University of Warwick, Coventry CV4 7AL, UK.  
E-mail: s.perrier@warwick.ac.uk

<sup>b</sup>Warwick Medical School, University of Warwick, Coventry CV4 7AL, UK

† Electronic supplementary information (ESI) available: Experimental details and characterisation data. See DOI: 10.1039/d1py01510a





**Scheme 1** Proposed graft exchange mechanism. Radical addition or photolysis of a grafting site leads to graft fragmentation (I) and intermolecular addition to another RAFT agent, consequently fragmenting the original graft (II). Repeated events (III) give a homogeneous product.

pHEA with 3-(((1-methoxy-1-oxopropan-2-yl)thio)carbo-  
nothiyl)thio)propanoic acid (MPPATC) tethered to the  
hydroxy groups *via* the Z group. Using such pCTAs as photoini-  
ferers,<sup>15</sup> a series of graft copolymers was prepared by polymer-  
ising 4-acryloylmorpholine (NAM) *via* the Z group approach  
under blue light irradiation. The products were isolated  
through repeated precipitations to remove any residual  
monomer and terminated linear polymers and characterised  
with size-exclusion chromatography (SEC) and <sup>1</sup>H NMR spec-  
troscopy. A selection of linear polymers was prepared *via*  
photoiniferter RAFT polymerisations of NAM to study the  
linear chain grafting approach. (ESI†: full synthesis and  
characterisation details of all materials.)

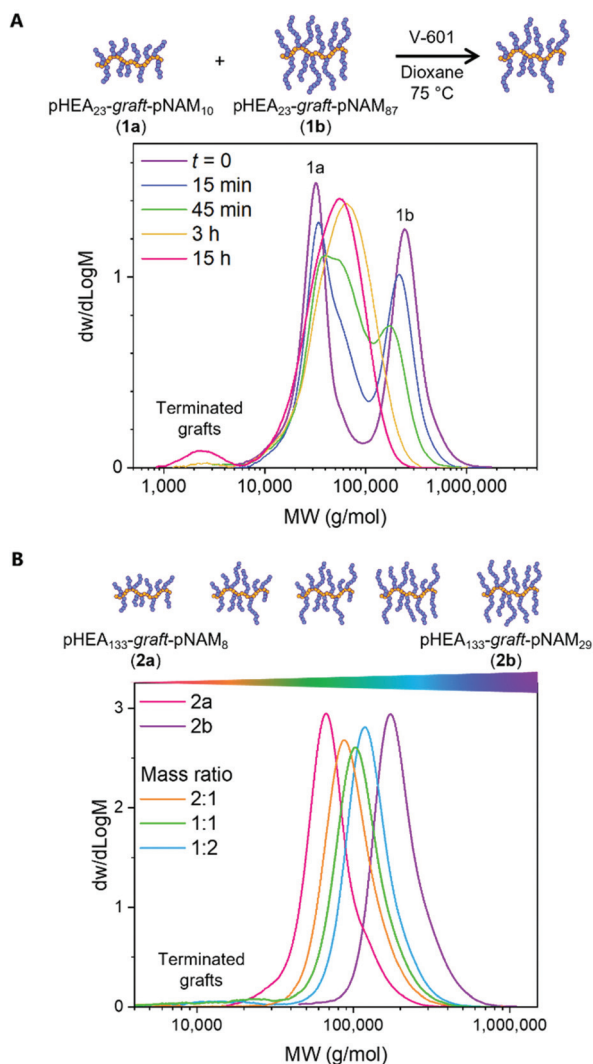
To test our hypothesis of intermolecular graft exchange  
taking place upon fragmentation of Z group tethered grafts, a  
reaction was conducted between pHEA<sub>23-graft</sub>-pNAM<sub>10</sub> and  
pHEA<sub>23-graft</sub>-pNAM<sub>87</sub> under typical RAFT polymerisation  
conditions using an equal mass of each polymer and dimethyl 2,2'-  
azobis(2-methylpropionate) (V-601) initiator ([CTA]/[I]<sub>0</sub> = 20) at  
75 °C in dioxane. The polymers comprised identical backbones  
(DP 23) but different graft lengths (DPs 10 and 87) and were  
therefore expected to exhibit a unimodal molecular weight  
distribution (MWD) upon a successful exchange. Samples were  
withdrawn throughout the reaction for SEC analysis. The chro-  
matogram of a sample taken before initiation showed two distinct  
MWDs, corresponding to pHEA<sub>23-graft</sub>-pNAM<sub>10</sub> with short  
grafts at the lower end and pHEA<sub>23-graft</sub>-pNAM<sub>87</sub> with longer  
grafts at the higher end of the molecular weight range (Fig. 1A).  
Changes in the MWDs after 15 minutes indicated a successful  
initiation of intermolecular graft exchange. This change became  
more apparent with increasing reaction time as the larger and  
smaller species continued to shift towards lower and higher  
molecular weights, respectively. After 3 h the exchange was  
sufficient to result in a nearly uniform MWD with  $M_{n,SEC}$  =  
39 600,  $D$  = 1.46, and a subtle peak split still visible. Roughly  
4 wt% of terminated grafts were formed over 15 h, corres-  
ponding to the expected 5 mol% termination due to the added

initiator<sup>16</sup> and resulting in a reduced grafting density. The main  
distribution exhibited subtle asymmetry after the reaction due  
to different degrees of graft termination in the preparation of  
the starting materials (Table S3†), which lead to the two poly-  
mers having slightly different grafting densities and therefore  
different chain volumes despite having indistinguishable graft  
length distributions after the exchange. Overall, the data indi-  
cated a successful graft exchange.

The reaction was repeated in the absence of exogenous  
initiator by employing the side group trithiocarbonate as a  
photoiniferter.<sup>15</sup> A blue light induced reaction between  
pHEA<sub>23-graft</sub>-pNAM<sub>10</sub> and pHEA<sub>23-graft</sub>-pNAM<sub>87</sub> at 40–50 °C  
showed a nearly identical transformation of the MWD over  
15 h, however the apparent rate of graft exchange was slower  
than in the initiator-driven reaction (Fig. S12†). The slower  
reaction rate was ascribed to a reduced frequency of successful  
graft detachment events due to a slower rate of radical for-  
mation, cage reactions, and/or slower radical diffusion.  
Repeated attempts at 20–30 °C resulted in no apparent  
exchange over 15 h, likely due to a reduced bond dissociation  
and/or diffusivity.

One of the advantages of the presented synthetic strategy is  
that the graft distribution may be adjusted with reaction stoi-  
chiometry. This modularity could be particularly advantageous  
in studies involving large polymer libraries in which one or  
multiple properties, such as polymer aspect ratio, rigidity,  
charge density, or a functionality are systematically varied. To  
this end, photoiniferter graft exchange reactions were con-  
ducted between pHEA<sub>133-graft</sub>-pNAM<sub>8</sub> and pHEA<sub>133-graft</sub>-  
pNAM<sub>29</sub> in 2 : 1, 1 : 1, and 1 : 2 mass ratios of the two polymers  
to yield three products with distinct hydrodynamic volumes  
(Fig. 1B). Some termination was observed (≤7 wt%), the  
amount of which increased with increasing average graft  
length. A reaction between graft copolymers with both  
different backbone and graft lengths, pHEA<sub>23-graft</sub>-pNAM<sub>10</sub>  
and pHEA<sub>300-graft</sub>-pNAM<sub>51</sub>, resulted in a mixture of polymers  
with similar graft size distributions but dissimilar hydrodyn-





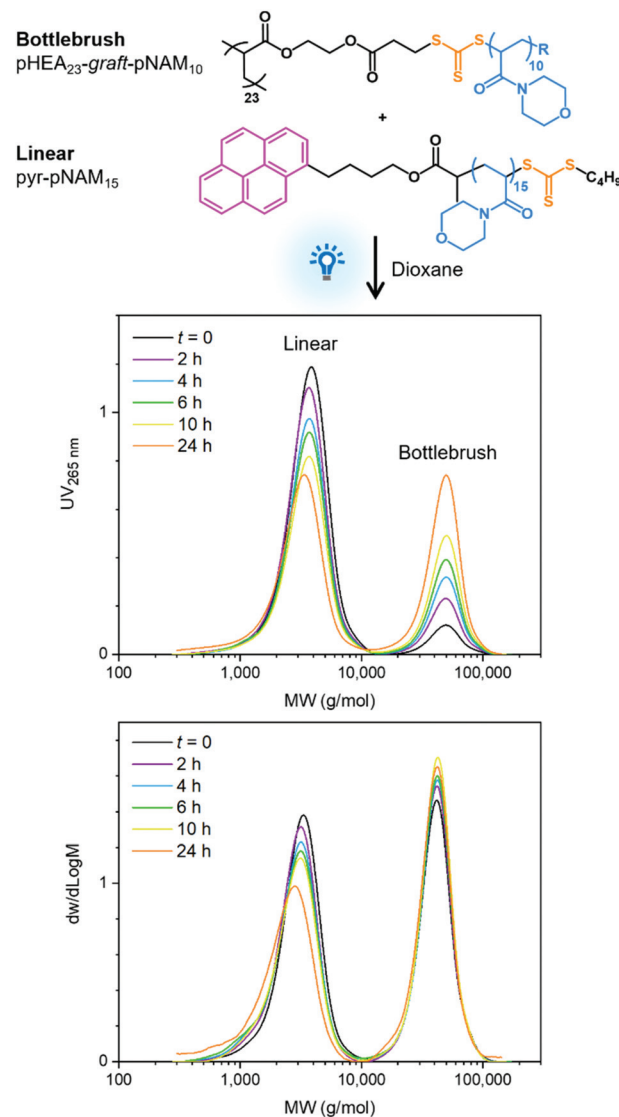
**Fig. 1** (A) SEC analysis of a graft exchange reaction between pHEA<sub>23</sub>-graft-pNAM<sub>10</sub> and pHEA<sub>23</sub>-graft-pNAM<sub>87</sub>. (B) SEC analysis of pHEA<sub>133</sub>-graft-pNAM<sub>8</sub>, pHEA<sub>133</sub>-graft-pNAM<sub>29</sub>, and the products of exchange reactions carried out using 2:1, 1:1 and 1:2 mass ratios of the two polymers. Analysis was performed in DMF with DRI detection and PMMA calibration.

amic volumes (Fig. S10 and S11†). While these reactions were performed in the absence of monomer, the exchange could alternatively be carried out as a block extension of the original grafts.

Grafts may also be exchanged for linear chains capable of forming a chain radical, providing a versatile functionalisation strategy. This was demonstrated by exchanging grafts of pHEA<sub>23</sub>-graft-pNAM<sub>10</sub> for pyrene-functional linear pNAM<sub>15</sub> under blue light irradiation. Equimolar amounts of linear chains and grafts were used in an attempt to exchange 50% of the original grafts for pyrene-functional grafts. The reaction was monitored by SEC using UV detection at a 265 nm wavelength, at which pyrene has a strong absorption but trithiocarbonate groups absorb only weakly. The data showed a gradual

increase in the UV absorption of the graft copolymer relative to the linear polymer, reaching 45% of total absorption over 24 h and confirming a successful functionalisation of the bottle-brush polymer with a fluorescent probe (Fig. 2).

The Z group approach reaction mechanism was also used to access the graft copolymer architecture by reacting linear pNAM chains with a pCTA. Using this strategy, graft copolymers may be prepared from a mixture of linear polymers in a similar fashion to previously reported *grafting to* reactions with polymeric radicals.<sup>17</sup> Due to the ability of grafts to continuously fragment off the backbone, the reaction was expected to reach an equilibrium wherein the addition and fragmentation of grafts takes place at equal rates. Therefore, the reactions would result in a mixture of graft copolymers and linear chains which would need to be separated to isolate the desired



**Fig. 2** SEC data shows exchange of pHEA<sub>23</sub>-graft-pNAM<sub>10</sub> grafts for pyrene-functional linear pNAM<sub>15</sub> chains. Analysis was conducted in CHCl<sub>3</sub> with DRI and UV<sub>265 nm</sub> detection and PMMA calibration.



product. The ratio of linear chains to backbone CTAs in the reaction was expected to determine the number of linear chains attached to the backbone.

To this end, pNAM<sub>44</sub> was reacted with pCTA<sub>300</sub> in a 1 : 1 molar ratio of linear chains to backbone CTAs in the presence of V-601 ([CTA]<sub>0</sub>/[I]<sub>0</sub> = 20) in dioxane at 75 °C. SEC indicated a rapid increase in the hydrodynamic volume of pCTA<sub>300</sub> within the first 30 min as linear chains were grafted to the polymer (Fig. 3A). The reaction was fast, and samples taken at longer reaction times indicated very little change in the MWD as the reaction reached an equilibrium. The fraction of grafted chains was estimated by monitoring the formation of UV-active, end-group-derived by-products resulting from chain grafting to the backbone. The initial molar ratio of pNAM<sub>44</sub> to

backbone CTAs was estimated from their respective peak areas  $A_{UV,pNAM}$  and  $A_{UV,pCTA}$  as

$$R_{pNAM/CTA} = \frac{A_{UV,pNAM}}{A_{UV,pCTA}},$$

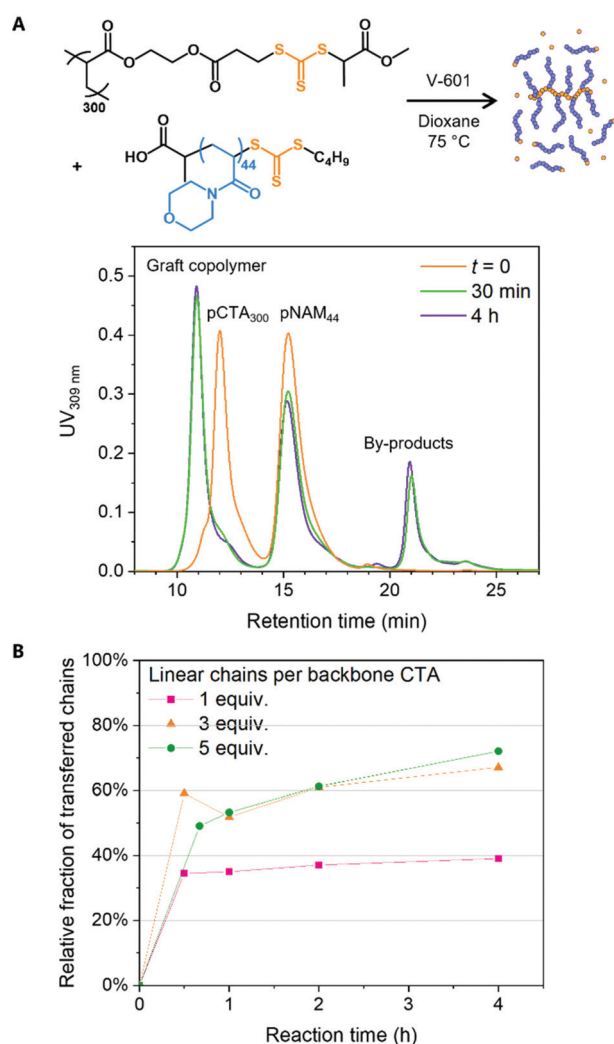
However, the molar absorptivities of backbone CTAs and pNAM<sub>44</sub> were not known to be equal and the relative areas were only used as an approximation.<sup>18</sup> The relative fraction of grafted linear chains, which is descriptive of the grafting density, was calculated using the peak area of the by-products ( $A_{UV,CTA}$ ) as

$$f_{Rel,UV} = R_{pNAM/CTA} \times \frac{A_{UV,CTA}}{A_{UV,CTA} + A_{UV,pNAM}}$$

by assuming the molar absorptivities of the by-products to roughly equal that of pNAM<sub>44</sub>. The reaction reached a plateau after some 39% of the original R groups of MPPATC had been exchanged for a pNAM<sub>44</sub> chain, falling short of the theoretical maximum of 50%. The data was in a reasonably good agreement with the 31% grafting calculated from RI vs. RT data (Table S7†).

An excess of linear chains was used in subsequent reactions to target higher grafting densities. Steric shielding effects near the reactive sites were anticipated to set a practical upper limit for the number of grafts per backbone. Grafting was carried out using 3 : 1 and 5 : 1 molar ratios of pNAM<sub>44</sub> to backbone CTAs, expecting to reach  $f_{Rel,UV} = 75\%$  and  $83\%$ , respectively, but observing 67% and 72% after 4 h (Fig. 3B). The data suggested that even with a large excess of linear polymer roughly 30% of backbone repeating units remained without a graft.

While this approach limits the achievable grafting density, it gives an excellent control over graft dispersity. Three grafting reactions between pCTA<sub>300</sub> and pNAM (DP 20, 30, and 44) were conducted to compare the MWDs of the grafted chains after cleaving them off the backbone. Grafting was performed under blue light irradiation over 1.5 h with an equimolar ratio of linear chains to backbone CTAs, resulting in a 30–35% grafting density. After isolating the graft copolymers from linear chains through repeated precipitations, the grafts were fragmented off the backbone with blue light irradiation in the presence of 1-ethylpiperidine hypophosphite<sup>19</sup> and analysed by SEC (Fig. 4). The cleaved grafts retained the molecular weight and dispersity of the original linear polymer well, and a clear distinction could be made between the three graft lengths after cleavage. In contrast, grafts polymerised through the Z group approach exhibited much higher dispersities ( $\bar{D} = 1.58$ – $1.98$ ) regardless of the backbone or graft length. The poor control was to be expected due to chain transfer to the graft sites being hindered by steric shielding effects and the fast propagation rate of NAM.<sup>16,20</sup> The new approach seems beneficial when low dispersity grafts are preferred over high grafting densities or when the selected materials cannot be synthesised through *grafting from* polymerisations. The strategy is applicable to linear polymers prepared through other polymeris-



**Fig. 3** (A) SEC data for the transfer of pNAM<sub>44</sub> to pCTA<sub>300</sub> in the presence of V-601 at 75 °C in dioxane.  $A_{UV}$  was normalised for each dataset. Analysis was conducted in DMF with DRI and UV<sub>309 nm</sub> detection and PMMA calibration. (B) Relative fraction of transferred linear chains ( $f_{Rel,UV}$ ), descriptive of the grafting density, plotted against reaction time in reactions with 1 : 1, 3 : 1, and 5 : 1 pNAM to backbone CTA ratios.



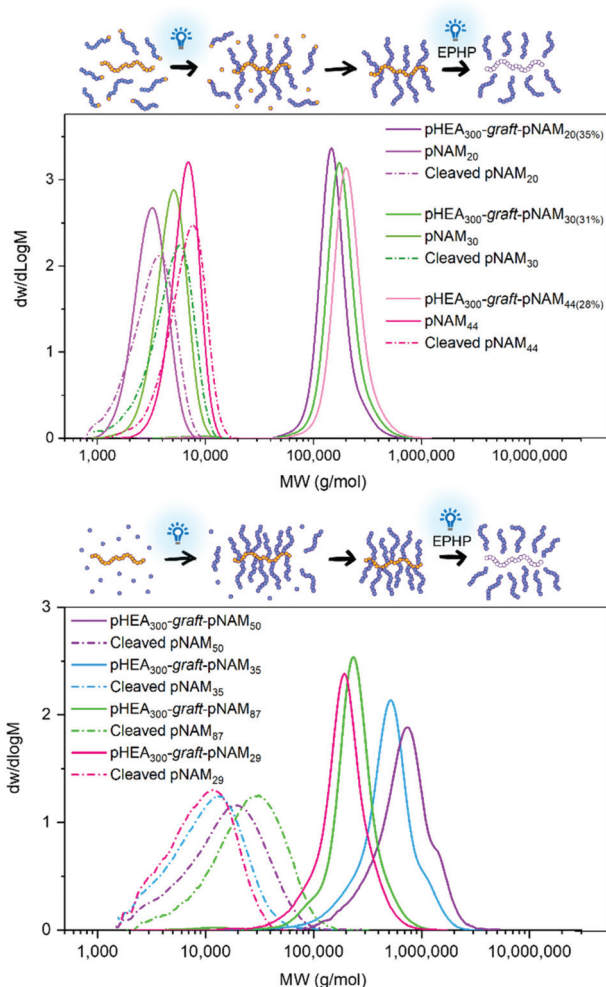


Fig. 4 SEC data of grafts cleaved off polymers synthesised *via* grafting of linear pNAM to pCTA<sub>300</sub> (top) and the Z group approach (bottom). Analysis was conducted in DMF with DRI detection and PMMA calibration.

ation methods, provided that they carry a suitable radical-forming functionality.

In conclusion, the Z group approach was used to realise two new synthetic strategies that may be adapted as a convenient way to construct heterograft copolymers and other mixed graft distributions. In applying Z group grafting strategies, attention should be paid to the radical flux to minimise graft termination which may generally be expected to increase with increasing graft length due to steric shielding effects. Parameters such as reaction temperature, viscosity, concentration,<sup>21</sup> and solvent quality<sup>22</sup> may be used to optimise each system. In reactions employing various monomer families (*e.g.*, methacrylic and acrylic monomers) the relative reactivities and radical stabilities of each should be taken into consideration. The versatile UV absorption characteristics and reactivities of RAFT agents may be explored further to develop more elegant grafting strategies. The scope of our work may be expanded beyond RAFT chemistry by employing polymers pre-

pared through other polymerisation techniques carrying radical forming functionalities.

## Conflicts of interest

There are no conflicts to declare.

## Acknowledgements

Lubrizol is acknowledged for the provision of scholarships (SH and AK).

## Notes and references

- 1 R. B. Grubbs and R. H. Grubbs, *Macromolecules*, 2017, **50**, 6979.
- 2 A. S. Abd-El-Aziz, M. Antonietti, C. Barner-Kowollik, W. H. Binder, A. Böker, C. Boyer, M. R. Buchmeiser, S. Z. D. Cheng, F. D'Agosto, G. Floudas, H. Frey, G. Galli, J. Genzer, L. Hartmann, R. Hoogenboom, T. Ishizone, D. L. Kaplan, M. Leclerc, A. Lendlein, B. Liu, T. E. Long, S. Ludwigs, J. F. Lutz, K. Matyjaszewski, M. A. R. Meier, K. Müllen, M. Müllner, B. Rieger, T. P. Russell, D. A. Savin, A. D. Schlüter, U. S. Schubert, S. Seiffert, K. Severing, J. B. P. Soares, M. Staffilani, B. S. Sumerlin, Y. Sun, B. Z. Tang, C. Tang, P. Théato, N. Tirelli, O. K. C. Tsui, M. M. Unterlass, P. Vana, B. Voit, S. Vyazovkin, C. Weder, U. Wiesner, W. Y. Wong, C. Wu, Y. Yagci, J. Yuan and G. Zhang, *Macromol. Chem. Phys.*, 2020, **221**, 2000216.
- 3 K. Parkatzidis, H. S. Wang, N. P. Truong and A. Anastasaki, *Chem*, 2020, **6**, 1575.
- 4 S. E. Seo and C. J. Hawker, *Macromolecules*, 2020, **53**, 3257.
- 5 G. Polymeropoulos, G. Zapsas, K. Ntetsikas, P. Bilalis, Y. Gnanou and N. Hadjichristidis, *Macromolecules*, 2017, **50**, 1253.
- 6 M. Müllner and A. H. E. Müller, *Polymer*, 2016, **98**, 389.
- 7 G. Xie, M. R. Martinez, M. Olszewski, S. S. Sheiko and K. Matyjaszewski, *Biomacromolecules*, 2019, **20**, 27.
- 8 Z. Li, M. Tang, S. Liang, M. Zhang, G. M. Biesold, Y. He, S.-M. Hao, W. Choi, Y. Liu, J. Peng and Z. Lin, *Prog. Polym. Sci.*, 2021, **116**, 101387.
- 9 J. C. Foster, S. C. Radzinski and J. B. Matson, *J. Polym. Sci., Part A: Polym. Chem.*, 2017, **55**, 2865.
- 10 A. Kerr, M. Hartlieb, J. Sanchis, T. Smith and S. Perrier, *Chem. Commun.*, 2017, **53**, 11901.
- 11 S. Shanmugam, J. Cuthbert, T. Kowalewski, C. Boyer and K. Matyjaszewski, *Macromolecules*, 2018, **51**, 7776.
- 12 J. Tanaka, S. Häkkinen, P. T. Boeck, Y. Cong, S. Perrier, S. S. Sheiko and W. You, *Angew. Chem.*, 2020, **59**, 7203.
- 13 B. S. Sumerlin, *ACS Macro Lett.*, 2012, **1**, 141.
- 14 T. G. Floyd, S. Häkkinen, S. C. L. Hall, R. M. Dalglish, A.-C. Lehn, M. Hartlieb and S. Perrier, *Macromolecules*, 2021, **54**, 9461.



- 15 M. Chen, M. Zhong and J. A. Johnson, *Chem. Rev.*, 2016, **116**, 10167.
- 16 S. Perrier, *Macromolecules*, 2017, **50**, 7433.
- 17 G. Wang and J. Huang, *Polym. Chem.*, 2014, **5**, 277.
- 18 K. Skrabania, A. Miasnikova, A. M. Bivigou-Koumba, D. Zehm and A. Laschewsky, *Polym. Chem.*, 2011, **2**, 2074.
- 19 R. N. Carmean, C. A. Figg, G. M. Scheutz, T. Kubo and B. S. Sumerlin, *ACS Macro Lett.*, 2017, **6**, 185.
- 20 M. G. Fröhlich, P. Vana and G. Zifferer, *Macromol. Theory Simul.*, 2007, **16**, 610.
- 21 M. M. Nardai and G. Zifferer, *Polymer*, 2013, **54**, 4183.
- 22 M. G. Fröhlich, M. M. Nardai, N. Förster, P. Vana and G. Zifferer, *Polymer*, 2010, **51**, 5122.

