



Cite this: *Polym. Chem.*, 2023, **14**, 3196

Facile access to diverse polyethylenes *via* neutral salicylaldiminato nickel catalysts†

Qiankun Li,^{a,b} Hongliang Mu *^a and Zhongbao Jian *^{a,b}

A new family of neutral salicylaldiminato nickel(II) catalysts (**Ni1–Ni5**) is developed with various well-designed *ortho* substituents to the phenoxy moiety and these show moderate to high catalytic activity for ethylene polymerization as single-component catalysts. Compared to the classical Grubbs-type neutral nickel(II) catalyst **Ni-An**, the polymer obtained has lower molecular weight and significantly higher (2–5 times, up to 110 branches/1000C) branching degree. Polyethylene materials from solid semi-crystalline plastic ($T_m = 108\text{ }^\circ\text{C}$) to polyethylene wax and polyethylene oil can thus be facilely accessed. In particular, through the cooperative work of *N*-aryl groups and *ortho* substituents, the upgraded catalysts **Ni6** and **Ni7** produce polymers with high molecular weight while retaining high branching degree, thus leading to polyethylenes with excellent elastic properties (tensile strength: 4.3 and 18.4 MPa, strain at break: ~1500%, strain recovery value (SR): 54% and 67%). This work overcomes the established difficulty in simultaneously improving polymer molecular weight and branching degree using neutral nickel(II) catalysts, enlightening new ideas for catalyst design.

Received 24th April 2023,
Accepted 16th June 2023

DOI: 10.1039/d3py00450c
rsc.li/polymers

Introduction

Polyolefins, although very simple in chemical composition, have found applications in every aspect of our daily life and have become the largest class of synthetic polymers since they have various forms such as thermoplastic, elastomer, wax and oil.¹ Most commercial polyolefin products are derived from early transition metal catalysts such as titanium, zirconium and chromium catalysts that mediate polymerization in the presence of co-catalysts like alkyl aluminum or borates.^{1–4} Since Brookhart *et al.* discovered nickel(II) and palladium(II) catalysts supported by α -diimine ligands,^{5,6} late transition metal catalysts have received tremendous attention over the past 30 years and have been proved to be very versatile in accessing diverse polyolefins.^{7–26}

In contrast to extensive studies on cationic α -diimine nickel(II) catalysts with the activation of co-catalysts, another milestone in catalyst studies, neutral salicylaldiminato nickel(II) catalysts, discovered by Johnson *et al.*²⁷ and Grubbs *et al.*,^{28,29} have better tolerance toward polar media but have attracted

much less attention in terms of the production of diverse polyolefins. Unlike the α -diimine nickel(II) catalysts, the active center of this type of catalyst is electrically neutral, and thus it allows ethylene polymerization without the help of Lewis-acidic co-catalysts.^{30–33} After rigorous modification in recent years, this type of catalyst has been able to generate not only moderately branched polyethylene with moderate molecular weight, but also highly linear or lightly branched ultrahigh-molecular-weight polyethylene and low-molecular-weight hyperbranched polyethylene *via* the modification of versatile *N*-aryl motifs (Chart 1).^{34–49} It is noteworthy that current reports on the effect of structural modification of neutral salicylaldiminato nickel(II) catalysts indicate a simultaneous fluc-

^aState Key Laboratory of Polymer Physics and Chemistry, Changchun Institute of Applied Chemistry, Chinese Academy of Sciences, Renmin Street 5625, Changchun 130022, China. E-mail: muhongliang@ciac.ac.cn, zbjian@ciac.ac.cn

^bUniversity of Science and Technology of China, Hefei 230026, China

† Electronic supplementary information (ESI) available: Syntheses of ligands and catalysts, NMR, GPC, DSC and crystallographic data. CCDC 2223362. For ESI and crystallographic data in CIF or other electronic format see DOI: <https://doi.org/10.1039/d3py00450c>

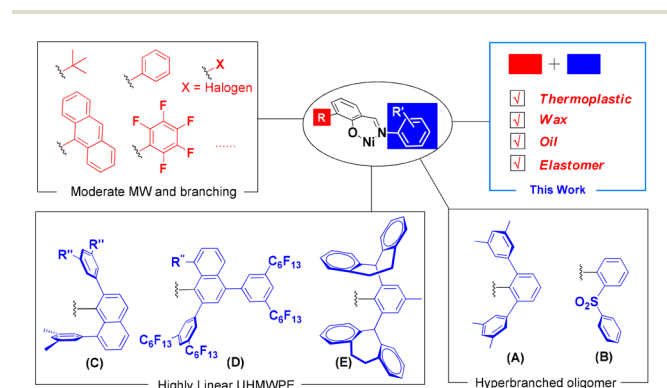


Chart 1 Influence of substituents on the properties of neutral salicylaldiminato nickel(II) catalysts.

tuation for both polymer molecular weight and branching degree with polymerization conditions. Consequently, even though highly linear high-molecular-weight or highly branched low-molecular-weight polyethylene products can be readily obtained, it is rather difficult to synthesize high-molecular-weight polyethylene with high branching degree, which is a prerequisite for elastic polyethylene. This balance between chain propagation/chain transfer and chain walking/chain propagation has been extensively achieved by using cationic α -diimine nickel(II) catalysts, and is highly desirable for neutral nickel(II) catalysts such as salicylaldiminato-type catalysts in view of their apparent merits.

Although, in general, the *N*-aryl groups in neutral salicylaldiminato nickel(II) catalysts play the most important role in determining the microstructure of polyethylene, little work has been devoted to systematic study on the *ortho* substituents to the phenoxy moiety, and the types of substituents are also very limited (Chart 1). In the seminal work of Grubbs *et al.*, a bulky phenolate substituent (*e.g.*, 9-anthracenyl) has been proved to be the most important condition for such catalysts producing high-molecular-weight polymers.²⁸ It is believed that the smaller alkyl or aryl substituent leads to poor activity and catalyst instability due to easy bis-ligation deactivation when 2,6-diisopropyl substituents are used in the imine moiety.⁵⁰

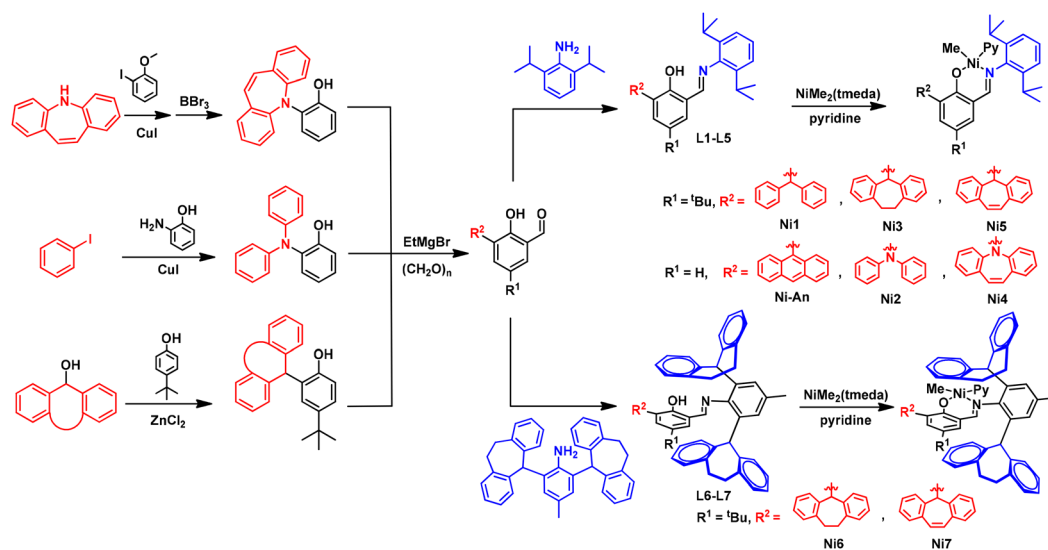
In this contribution, we develop a new substitution pattern adjacent to the phenoxy moiety to prepare a family of new neutral salicylaldiminato nickel(II) catalysts that are able to efficiently promote ethylene polymerization without any co-catalyst. These substituents facilitate the catalytic preparation of polyethylenes with a wide range of branching degrees, so that materials from semi-crystalline solid polyethylene to polyethylene wax and polyethylene oil are available by simply tuning the polymerization conditions. By further cooperation with the appropriate *N*-aryl group, the ability to elevate polymer branching degree and to generate high-molecular-

weight polymer is fully taken advantage of, and polyethylene elastomer with good mechanical properties that was previously difficult to access using this type of catalyst has been obtained using ethylene as the sole feedstock.

Results and discussion

Most of the reported neutral nickel(II) catalysts based on the salicylaldimine framework use conventional *ortho* substituents (*e.g.*, *tert*-butyl, halogen, phenyl, anthracenyl, *etc.*) of the phenoxy moiety in the ligand,^{30–33,51} and more studies are needed for the design of new substituents to broaden the application of neutral salicylaldiminato nickel(II) catalysts. In this work, we use a series of different types of substituents that had not been applied at this position or even in this catalyst system, for example, dibenzhydryl, diphenyl amine and their analogues with various linkages. These variations exert great influence on catalytic performance and will provide more information that is currently lacking for neutral salicylaldiminato nickel(II) catalysts.

Phenol backbones containing amine substituents adjacent to the phenoxy moiety were synthesized *via* Cu-mediated cross-coupling reactions, while the C-containing substituent was introduced through the reaction promoted by zinc chloride in high yield, in which the presence of a *tert*-butyl group at the *para*-position would be required. The resultant phenols reacted with paraformaldehyde in the presence of ethylmagnesium bromide to give target salicylaldehydes, which led to the production of desired ligands (L1–L5) after condensation with 2,6-diisopropylaniline. The nickel(II) complexes Ni1–Ni5 could easily be obtained by the reaction of the corresponding ligands with NiMe₂(tmeda) in the presence of excess pyridine (Scheme 1). The occurrence of singlets at -0.76 ppm and -0.60 ppm for Ni–CH₃ resonances in ¹H NMR spectra signifies



Scheme 1 Preparation of salicylaldimine ligands and the corresponding neutral nickel(II) catalysts.

successful coordination reactions, which is also supported by ^{13}C NMR spectroscopy (see the ESI† for details).

The solid-state structure of the catalyst **Ni3** was further determined by X-ray single crystal diffraction analysis (Fig. 1). The bond angles of O1–Ni1–C6 ($172.10(10)^\circ$) and N1–Ni1–N2 ($176.18(9)^\circ$) reveal that the complex **Ni3** adopts a near square-planar geometry around the nickel centre, and the Ni–C and Ni–N distances are close to those reported for a similar complex.⁵² The pyridine ligand is situated at the *trans* position of the bulky *N*-aryl group, which is similar to that reported for other nickel–methyl pyridine complexes.^{52,53} This solid-state structure of **Ni3** is also consistent with its solution structure,

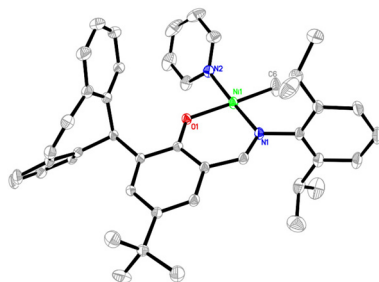


Fig. 1 Molecular structure of the nickel(II) complex **Ni3**.

as evidenced by the ^1H – ^1H NOESY NMR spectrum (Fig. S31†), in which only Ni–CH₃/^{*i*}Pr–CH₃ ($-0.69, 1.47$), Ni–CH₃/^{*i*}Pr–CH ($-0.69, 4.08$) and Ni–CH₃/Py–CH ($-0.69, 8.92$) can be observed. In this structure, the aliphatic linkage between the two phenyl groups and the sp³-hybridized carbon connected to the backbone bring about a distorted conformation for the dibenzosuberyl substituent, which points away from the metal centre. This is in sharp contrast to the conventional rigid and planar 9-anthracenyl substituent in the classical catalyst **Ni-An** (Scheme 1), which certainly would lead to different catalytic properties.

All these nickel(II) complexes were used as single-component catalysts for ethylene polymerization at 30 °C–90 °C (Table 1), and the classical catalyst **Ni-An** was chosen for comparison (Table 1, entry 1). In general, catalysts in this work exhibited better or comparable catalytic activities for ethylene polymerization (Table 1, entries 3, 7, 11 and 15), except for **Ni5** (Table 1, entry 19). The polymer molecular weights were all lower, and the branching degrees were conspicuously higher (Fig. 2), indicating faster chain transfer and faster chain walking for this family of catalysts. This may be attributed to the reduced steric hindrance of the substituents adjacent to the phenoxy moiety.

Although the number of atoms of the substituents in **Ni1**–**Ni5** are similar to that in **Ni-An**, the sp³-hybridized carbon or

Table 1 Ethylene polymerization with neutral nickel(II) catalysts^a

Entry	Cat.	<i>T</i> (°C)	Yield (g)	Act. ^b (10 ⁵)	<i>M_n</i> ^c (kDa)	<i>M_w</i> ^c (kDa)	<i>M_w</i> / <i>M_n</i> ^c	Brs ^d	<i>T_m</i> ^e (°C)
1	Ni-An	50	1.97	7.9	18.6	35.8	1.9	18	112
2	Ni1	30	0.53	2.1	18.4	33.6	1.8	24	108
3	Ni1	50	2.19	8.8	5.8	11.5	2.0	43	94
4	Ni1	70	1.49	6.0	2.6	4.8	1.9	67	77
5	Ni1	90	0.81	3.2	(1.8) ^f	—	—	91	—
6	Ni2	30	0.61	2.4	11.2	24.5	2.2	28	108
7	Ni2	50	2.68	10.7	3.3	6.6	2.0	42	96
8	Ni2	70	3.27	13.1	1.5	2.9	1.9	64	83
9	Ni2	90	1.81	7.2	(1.4) ^f	—	—	75	—
10	Ni3	30	0.43	1.7	2.1	3.3	1.6	73	—
11	Ni3	50	2.15	8.6	(1.4) ^f	—	—	84	—
12	Ni3	70	1.83	7.3	(0.9) ^f	—	—	94	—
13	Ni3	90	1.05	4.2	(0.9) ^f	—	—	97	—
14	Ni4	30	0.91	3.6	9.2	17.5	1.9	48	89
15	Ni4	50	1.41	5.6	3.1	6.0	1.9	73	—
16	Ni4	70	2.21	8.8	(1.7) ^f	—	—	99	—
17	Ni4	90	1.69	6.8	(1.4) ^f	—	—	110	—
18	Ni5	30	0.05	0.2	1.6	2.4	1.5	66	83
19	Ni5	50	0.22	0.9	1.2	1.7	1.4	83	68
20	Ni5	70	0.15	0.6	(1.5) ^f	—	—	88	—
21	Ni5	90	Trace	—	—	—	—	—	—
22	Ni6	30	0.76	3.0	154.1	261.1	1.7	24	98
23	Ni6	50	1.28	5.1	115.7	204.1	1.8	54	69
24	Ni6	70	0.88	3.5	71.9	137.6	1.9	70	—
25	Ni6	90	0.65	2.6	29.0	61.4	2.1	94	—
26	Ni7	30	0.65	2.6	154.2	224.2	1.5	24	103
27	Ni7	50	0.81	3.2	76.8	143.7	1.9	58	69
28	Ni7	70	0.93	3.7	50.2	85.4	1.7	77	—
29	Ni7	90	1.73	6.9	24.3	46.7	1.9	92	—

^a Reaction conditions: nickel(II) catalyst (5.0 μmol), toluene (100 mL), ethylene (8 bar), time (30 min). ^b Activity is in the unit of g mol⁻¹ h⁻¹. ^c Determined by GPC in 1,2,4-trichlorobenzene at 150 °C using a light scattering detector. ^d brs = number of branches per 1000C, as determined by ^1H NMR spectroscopy. ^e Determined by DSC. ^f *M_n* determined by ^1H NMR spectroscopy.

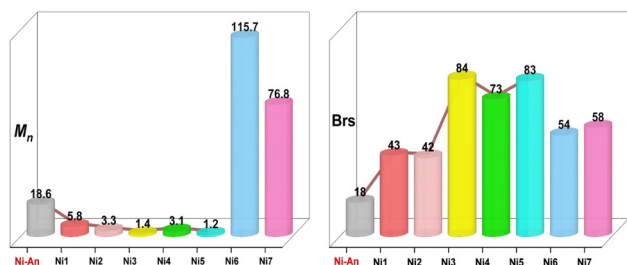


Fig. 2 Molecular weight (kDa) and branching degree (brs/1000C) of polyethylenes generated by different nickel(II) catalysts at 50 °C and comparison of Ni-An with Ni1–Ni5.

nitrogen connected to the phenolate backbone (Ni1 and Ni2) creates a sharp contrast to that for the 9-anthracenyl group in Ni-An. The planar 9-anthracenyl group extends across the salicylaldimine backbone with a certain torsion angle (*ca.* 65° for the acetonitrile complex⁵⁰ and 84° for the triphenylphosphine complex²⁹), while the steric hindrance of substituents in Ni1–Ni5 is farther from the nickel centre, which leads to less effective shielding. It is thus reasonable to believe that the additional linkage (Ni3–Ni5) would inevitably exacerbate this situation by restricting the degree of freedom in the substituents so that even less shielding of the metal centre and higher tendency of chain transfer are expected, leading to polymers with lower molecular weights and higher degrees of polymer branching.

Ni1 and Ni2 exhibited comparable catalytic activities (Table 1, entries 2–9) at low temperatures, with Ni2 being more thermally stable. Ni1 reached a maximum catalytic activity at 50 °C, followed by a decreased catalytic activity with increasing temperature, but was still more active (by *ca.* 1.5 times) at 90 °C than at 30 °C; in comparison, Ni2 demonstrated the highest activity at 70 °C, which was about 1.5 times more than the maximum value for Ni1. The molecular weight of the polymer generated by Ni2 was about half that of Ni1, which was essentially the case at each temperature. The polymer branching degree was similar between Ni1 and Ni2 at lower temperatures, giving semi-crystalline polyethylenes with melting temperatures ranging from 94 to 108 °C (Table 1,

entries 2, 3, 6 and 7, *e.g.*, Fig. 3a), which was similar to that using the classical catalyst Ni-An. At 90 °C, Ni1 and Ni2 afforded a wax-like polymer with decreased molecular weight and higher branching degree, which showed a very weak melting peak (*e.g.*, Fig. 3c). Ni1 achieved a much higher polymer branching of 91 brs/1000C (entries 5 *vs.* 9) at 90 °C to give polyethylene oil. Current state-of-the-art production of lubricant base oil uses α -olefin polymerization promoted by metallocene or non-metallocene systems, and a cationic nickel (η -)promoted process using ethylene as the monomer has also been patented.⁵⁴ The use of a single-component catalyst and ethylene as the sole monomer is no doubt of great interest as an alternative route.

Comparison of catalytic performances using Ni1 and Ni3 (Table 1, entries 2–5 *vs.* entries 10–13) revealed the effect of the aliphatic linker in Ni3. Similar catalytic activities were observed, coupled with a significant drop in the polymer molecular weight. In the meantime, branching degree was much higher after the introduction of the linker (entries 4 *vs.* 12, 67 *vs.* 94 brs/1000C), allowing the production of clear polyethylene oil at 50–90 °C (entries 11–13).

When the linker was further replaced with a conjugated one (Ni5) (Table 1, entries 18–21), the catalytic activity plummeted and the reduced catalyst thermal stability did not even support an active polymerization reaction at 90 °C (Table 1, entry 21). Moreover, similar to that for Ni3, this linking pattern also resulted in a much lower polymer molecular weight and higher branching degree than that for Ni1. In the same way as for Ni1 and Ni5, a significant increase in branching degree was achieved by introducing a linkage when moving from Ni2 to Ni4 (Table 1, entries 6–9 *vs.* entries 14–17). The ¹³C NMR spectrum of the polymer in entry 16 (Fig. 3d and 4) indicated extensive chain-walking during polymerization. Methyl branching was the dominant branching pattern, which occupied more than half of the total 91 branches (calculated by ¹³C NMR), second to which were butyl and longer branches (21 brs/1000C); ethyl branches (7.3 brs/1000C) and *sec*-butyl branches (10.4 brs/1000C) were also observed.

Polyolefin elastomers are typically prepared industrially by copolymerization of ethylene with α -olefins promoted by catalysts based on early transition metal catalysts, such as metallo-




Fig. 3 DSC curves (left) and photographs (middle and right) of the representative polyethylene samples with diverse microstructures: (a) (Table 1, entry 2), (b) (Table 1, entry 24), (c) (Table 1, entry 4) and (d) (Table 1, entry 16).

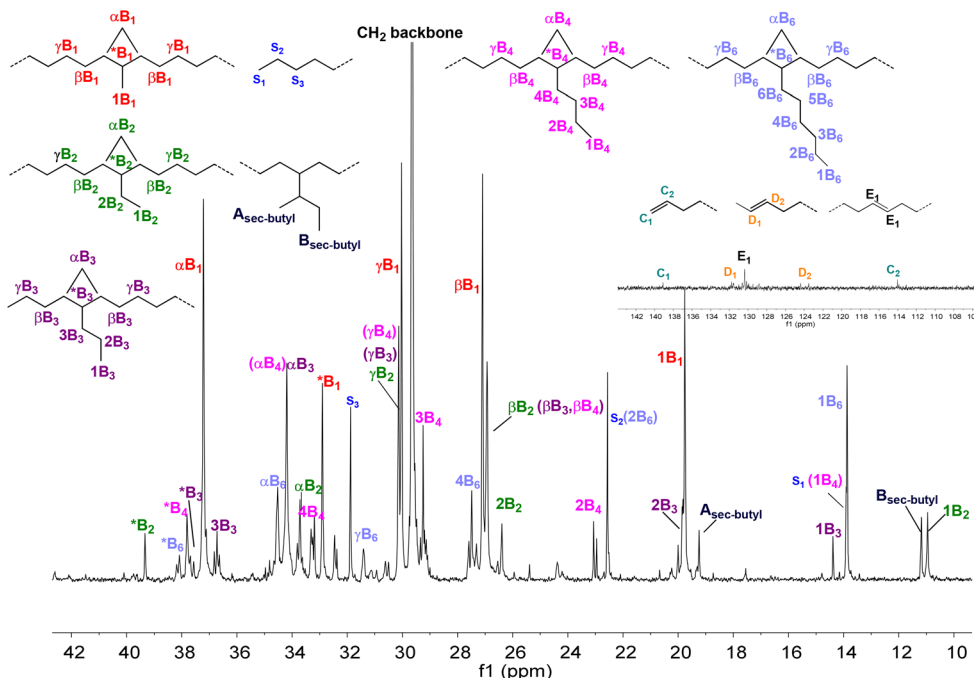


Fig. 4 ^{13}C NMR spectrum of polyethylene oil in CDCl_3 at $25\text{ }^\circ\text{C}$ (Table 1, entry 16).

enes and constrained geometry catalysts (CGC), and representative commercial polyolefin elastomers have been presented by DOW (e.g., EngageTM and InfuseTM), LG (e.g., LuceneTM), Mitsui (e.g., TafmerTM) and others.⁵⁵ The advent of late transition metal catalysts has enabled the production of similar materials from ethylene alone *via* chain walking. In this aspect, α -diimine catalysts based on nickel(II) and palladium(II) have been proved to be the most efficient. Salicylaldiminato nickel(II) catalyst as another famous late transition metal catalyst system, however, has been less successful in this respect owing to the fact that the polymer molecular weight is inextricably bound up with branching degree.

In view of the ability of *ortho* substituents in catalysts Ni1–Ni5 to effectively elevate polymer branching degree, we are interested in the possibility to construct polyethylene elastomers using this family of catalysts. From the polymerization results using Ni1 to Ni5, however, the dilemma between polymer molecular weight and branching degree still exists. Maintaining the *ortho* substituents, we then designed Ni6 and Ni7 by introducing to catalysts Ni3 and Ni5 dibenzosuberyl groups, which have been proved to be highly effective in suppressing chain transfer in our previous works.^{47,48} We aim to achieve the synergistic effect of the substituents at the *ortho* position and in the arylamine, affording higher molecular weight polymers with high branching degree, which is crucial for polyolefin elastomers.

Ni6 and Ni7 shared the same *ortho* substituents with Ni3 and Ni5, respectively, while ethylene polymerizations using these two catalysts showed a markedly improved performance in terms of polymer molecular weight. For Ni7 vs. Ni5, catalytic activity was obviously another key parameter where progress

was made after introducing dibenzosuberyl groups (entries 18–21 vs. 26–29). For these two new catalysts, the polymer branching degree increased with temperature, in which process the polymer molecular weight did decrease but remained at a high level of $M_w > 50$ kDa. This allowed for a proper balance between polymer molecular weight and branching degree, which gives rise to decent elastic materials. For example, polyethylene with molecular weight of 85.4 kDa and branching degree of 77 brs/1000C was achieved using Ni7 at $70\text{ }^\circ\text{C}$ (entry 28). This polymer sample showed high strain at

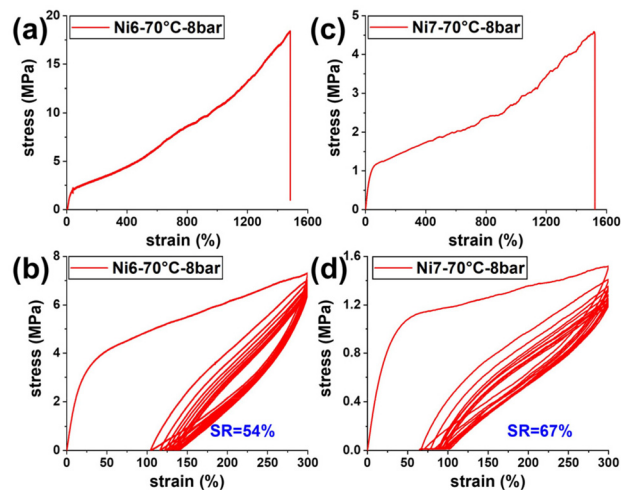


Fig. 5 Stress–strain curves and plots of hysteresis experiments of the polyethylene samples generated by Ni6 and Ni7: Table 1, entry 24 (a and b), entry 28 (c and d).

break of 1523%, and its tensile strength was 4.3 MPa. After extending this polymer to 300% strain for 10 cycles, a strain recovery (SR) value of 67% was witnessed (Fig. 5c and d). Under otherwise identical conditions, **Ni6** produced polymer with molecular weight of 137.6 kDa and 70 branches per 1000 carbon atoms (entry 24). Much higher tensile strength (18.4 MPa) and similar elongation at break (1484%) were achieved, although the SR value decreased slightly (Fig. 5a and b). For neutral salicylaldiminato nickel(II) catalysts, the polymer molecular weight and branching degree always move together, and it is thus very difficult to obtain high-molecular-weight polyethylene with high branching degree, especially when no activator is used. The polymers in entries 24 and 28 represent a rational combination of properties that had not been previously achieved for this type of catalyst in ethylene polymerization. The results in this work now enable the use of neutral salicylaldiminato nickel(II) catalyst as a promising candidate that generates polyolefin elastomer without the need for α -olefin co-monomers.

Conclusions

Differing from related pioneering studies, in this contribution a new family of *ortho* substituents for the phenoxy moiety in the neutral salicylaldiminato nickel(II) catalyst is rationally designed and installed and enables ethylene polymerization without the use of co-catalysts to produce polymers with much higher branching degrees, relative to conventional catalysts bearing the 9-anthracenyl group. Based on this key feature of high branching degree, the other key parameter of high molecular weight for polyethylene is further accessed by installing simple dibenzosuberyl groups into the *N*-aryl fragment. This generates polyethylene materials with diverse microstructures and properties, including semi-crystalline polyethylene plastic, polyethylene elastomer, polyethylene wax and polyethylene oil, derived from ethylene as the sole feedstock. Adjusting the value of both molecular weight and branching degree in late transition metal-mediated ethylene polymerization is one of the most promising characteristics. This always occurs in a cationic α -diimine system. This strategy of combining the advantages of substituents at two different key positions enables the use of neutral salicylaldiminato nickel(II) catalyst as a new candidate to produce diverse polyethylenes, which is expected to inspire the design of other catalyst systems.

Conflicts of interest

There are no conflicts to declare.

Acknowledgements

The authors are thankful for financial support from the National Natural Science Foundation of China (22122110) and

the Jilin Provincial Science and Technology Department Program (20230101347JC).

References

- D. W. Sauter, M. Taoufik and C. Boisson, *Polymers*, 2017, **9**, 185.
- J. Klosin, P. P. Fontaine and R. Figueroa, *Acc. Chem. Res.*, 2015, **48**, 2004–2016.
- M. C. Baier, M. A. Zuideveld and S. Mecking, *Angew. Chem., Int. Ed.*, 2014, **53**, 9722–9744.
- G. Zhou, H. Mu, X. Ma, X. Kang and Z. Jian, *CCS Chem.*, 2023, DOI: [10.31635/ccschem.023.202202621](https://doi.org/10.31635/ccschem.023.202202621).
- L. K. Johnson, C. M. Killian and M. Brookhart, *J. Am. Chem. Soc.*, 1995, **117**, 6414–6415.
- L. K. Johnson, S. Mecking and M. Brookhart, *J. Am. Chem. Soc.*, 1996, **118**, 267–268.
- Z. Chen and M. Brookhart, *Acc. Chem. Res.*, 2018, **51**, 1831–1839.
- A. Keyes, H. E. B. Alhan, E. Ordonez, U. Ha, D. B. Beezer, H. Dau, Y.-S. Liu, E. Tsogtgerel, G. R. Jones and E. Harth, *Angew. Chem., Int. Ed.*, 2019, **58**, 12370–12391.
- S. L. J. Luckham and K. Nozaki, *Acc. Chem. Res.*, 2021, **54**, 344–355.
- J. L. Rhinehart, L. A. Brown and B. K. Long, *J. Am. Chem. Soc.*, 2013, **135**, 16316–16319.
- F. Wang and C. Chen, *Polym. Chem.*, 2019, **10**, 2354–2369.
- S. Takano, D. Takeuchi, K. Osakada, N. Akamatsu and A. Shishido, *Angew. Chem., Int. Ed.*, 2014, **53**, 9246–9250.
- L. Zhong, G. Li, G. Liang, H. Gao and Q. Wu, *Macromolecules*, 2017, **50**, 2675–2682.
- Y. Zhang, H. Mu, L. Pan, X. Wang and Y. Li, *ACS Catal.*, 2018, **8**, 5963–5976.
- D. Guironnet, P. Roesle, T. Ruenzi, I. Göttker-Schnetmann and S. Mecking, *J. Am. Chem. Soc.*, 2009, **131**, 422–423.
- G. Ji, Z. Chen, X. Wang, X. Ning, C. Xu, X. Zhang, W. Tao, J. Li, Y. Gao, Q. Shen, X. Sun, H. Wang, J. Zhao, B. Zhang, Y. Guo, Y. Zhao, J. Sun, Y. Luo and Y. Tang, *Nat. Commun.*, 2021, **12**, 6283.
- B. K. Long, J. M. Eagan, M. Mulzer and G. W. Coates, *Angew. Chem., Int. Ed.*, 2016, **55**, 7106–7110.
- H. Zhang, C. Zou, H. Zhao, Z. Cai and C. Chen, *Angew. Chem., Int. Ed.*, 2021, **60**, 17446–17451.
- Z. Saki, I. D'Auria, A. Dall'Anese, B. Milani and C. Pellecchia, *Macromolecules*, 2020, **53**, 9294–9305.
- R. Tanaka, K. Sogo, K. Komaguchi, K. Ae, Y. Nakayama and T. Shiono, *Organometallics*, 2022, **41**, 3024–3031.
- Z. Yan, G. Chang, W. Zou, G. Luo and S. Dai, *Polym. Chem.*, 2023, **14**, 183–190.
- Y. Zhang, X. Kang and Z. Jian, *Nat. Commun.*, 2022, **13**, 725.
- X. Hu, X. Kang, Y. Zhang and Z. Jian, *CCS Chem.*, 2022, **4**, 1680–1694.
- X. Hu, X. Kang and Z. Jian, *Angew. Chem., Int. Ed.*, 2022, **61**, e202207363.

- 25 C. Wang, J. Xia, Y. Zhang, X. Hu and Z. Jian, *Natl. Sci. Rev.*, 2023, DOI: [10.1093/nsr/nwad039](https://doi.org/10.1093/nsr/nwad039).
- 26 G. Zhou, L. Cui, H. Mu and Z. Jian, *Polym. Chem.*, 2021, **12**, 3878–3892.
- 27 L. K. Johnson, A. M. A. Bennett, S. D. Ittel, L. Wang, A. Parthasarathy, E. Hauptman, R. D. Simpson, J. Feldman and E. B. Coughlin, WO1998030609A1, 1998.
- 28 T. R. Younkin, E. F. Conner, J. I. Henderson, S. K. Friedrich, R. H. Grubbs and D. A. Bansleben, *Science*, 2000, **287**, 460–462.
- 29 C. M. Wang, S. Friedrich, T. R. Younkin, R. T. Li, R. H. Grubbs, D. A. Bansleben and M. W. Day, *Organometallics*, 1998, **17**, 3149–3151.
- 30 H. Mu, G. Zhou, X. Hu and Z. Jian, *Coord. Chem. Rev.*, 2021, **435**, 213802.
- 31 S. Mecking and M. Schmitte, *Acc. Chem. Res.*, 2020, **53**, 2738–2752.
- 32 H. Mu, L. Pan, D. Song and Y. Li, *Chem. Rev.*, 2015, **115**, 12091–12137.
- 33 Y. Zhang, Y. Zhang, X. Hu, C. Wang and Z. Jian, *ACS Catal.*, 2022, **12**, 14304–14320.
- 34 M. R. Radlauer, A. K. Buckley, L. M. Henling and T. Agapie, *J. Am. Chem. Soc.*, 2013, **135**, 3784–3787.
- 35 D. Takeuchi, Y. Chiba, S. Takano and K. Osakada, *Angew. Chem., Int. Ed.*, 2013, **52**, 12536–12540.
- 36 S. Sujith, D. J. Joe, S. J. Na, Y. W. Park, C. H. Chow and B. Y. Lee, *Macromolecules*, 2005, **38**, 10027–10033.
- 37 F. P. Wimmer, V. Ebel, F. Schmidt and S. Mecking, *Polym. Chem.*, 2021, **12**, 3116–3123.
- 38 M. Schmitte, J. S. Scholliers, K. Riedmiller and S. Mecking, *Angew. Chem., Int. Ed.*, 2020, **59**, 3258–3263.
- 39 M. Schmitte, A. Staiger, L. A. Casper and S. Mecking, *Nat. Commun.*, 2019, **10**, 2592.
- 40 P. Kenyon and S. Mecking, *J. Am. Chem. Soc.*, 2017, **139**, 13786–13790.
- 41 P. Kenyon, M. Wörner and S. Mecking, *J. Am. Chem. Soc.*, 2018, **140**, 6685–6689.
- 42 Z. Chen, M. Mesgar, P. S. White, O. Daugulis and M. Brookhart, *ACS Catal.*, 2015, **5**, 631–636.
- 43 T. Wiedemann, G. Voit, A. Tchernook, P. Roesle, I. Göttker-Schnetmann and S. Mecking, *J. Am. Chem. Soc.*, 2014, **136**, 2078–2085.
- 44 C. J. Stephenson, J. P. McInnis, C. Chen, M. P. Weberski Jr., A. Motta, M. Delferro and T. J. Marks, *ACS Catal.*, 2014, **4**, 999–1003.
- 45 D. Shu, A. R. Mouat, C. J. Stephenson, A. M. Invergo, M. Delferro and T. J. Marks, *ACS Macro Lett.*, 2015, **4**, 1297–1301.
- 46 C. Wang, X. Kang, H. Mu and Z. Jian, *Macromolecules*, 2022, **55**, 5441–5447.
- 47 Q. Li, C. Wang, H. Mu and Z. Jian, *J. Catal.*, 2021, **400**, 332–337.
- 48 C. Wang, X. Kang, S. Dai, F. Cui, Y. Li, H. Mu, S. Mecking and Z. Jian, *Angew. Chem., Int. Ed.*, 2021, **60**, 4018–4022.
- 49 K. Li, H. Mu, X. Kang and Z. Jian, *Macromolecules*, 2022, **55**, 2533–2541.
- 50 E. F. Connor, T. R. Younkin, J. I. Henderson, A. W. Waltman and R. H. Grubbs, *Chem. Commun.*, 2003, 2272–2273.
- 51 X. Hu, S. Dai and C. Chen, *Dalton Trans.*, 2016, **45**, 1496–1503.
- 52 H. Mu, W. Ye, D. Song and Y. Li, *Organometallics*, 2010, **29**, 6282–6290.
- 53 I. Göttker-Schnetmann, P. Wehrmann, C. Röhr and S. Mecking, *Organometallics*, 2007, **26**, 2348–2362.
- 54 Y. Tang, J. Liu, W. Tao, X. Sun and J. Li, CN105503763A, 2016.
- 55 G. Zanchin and G. Leone, *Prog. Polym. Sci.*, 2021, **113**, 101342.