





Cite this: *Catal. Sci. Technol.*, 2023, **13**, 2638

## Sustainable routes to alkenes: applications of homogeneous catalysis to the dehydration of alcohols to alkenes†

Daniel J. Ward, <sup>a</sup> Daniel J. Saccomando,<sup>b</sup> Gary Walker<sup>b</sup> and Stephen M. Mansell <sup>\*a</sup>

With the growing scientific and social awareness of environmental issues, there is an increasing demand for renewable alkene feedstocks used to make the products we rely on. Alkenes are typically synthesised through high temperature ‘cracking’ processes, but a more sustainable option is available through the dehydration of alcohols. This minireview compares the dehydration of alcohols to alkenes using homogeneous catalysts with well-established Brønsted acid and heterogeneous catalysts. Metal triflates  $M(OTf)_4$  ( $M = Ti, Hf$ ) are catalysts for the dehydration of primary, secondary and tertiary alcohols at decreasing temperatures with increasing substitution of the alcohol. The rhenium catalysts methylrhenium trioxide (MTO) and  $Re_2O_7$  are efficient catalysts at 100 °C for dehydrating benzylic, allylic and tertiary alcohols. A rhodium catalyst has been developed that utilises a catalytic quantity of HI to generate reactive alkyl halides that can undergo oxidative addition and  $\beta$ -H elimination. These expensive precious metal catalysts are contrasted by recent results with iron triflate catalysts that promise more cost-effective processes in the near future.

Received 28th September 2022,  
Accepted 23rd March 2023

DOI: 10.1039/d2cy01690g

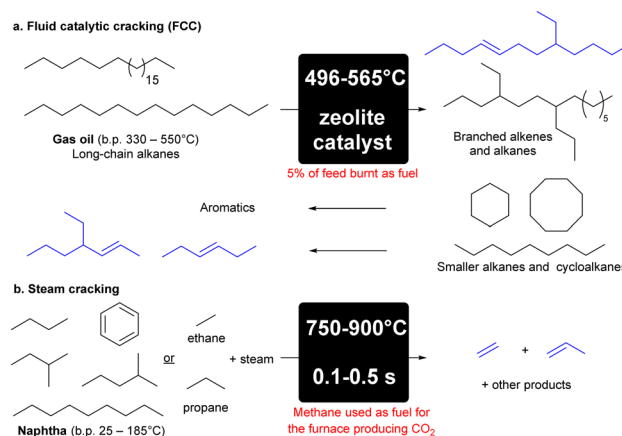
[rsc.li/catalysis](https://rsc.li/catalysis)

### Introduction

Alkenes, and ethylene in particular, are amongst the most important starting materials for the chemical industry,<sup>1</sup> with the annual production of ethylene estimated to be about 140 million tons.<sup>2</sup> Alkenes are not present in crude oil or natural gas<sup>3–5</sup> so they need to be synthesised, and this is currently achieved through high temperature ‘cracking’ processes that break C–C bonds and also result in dehydrogenation.<sup>1,6</sup> Cracking processes are energy-intensive, often requiring temperatures of 500–900 °C,<sup>6</sup> and rely on non-renewable starting materials so are potentially detrimental to the environment and non-sustainable. Finding direct, sustainable replacements to the currently used non-renewable fossil-fuel-sourced feedstocks, such as alkenes,<sup>7</sup> is beneficial because these processes could be slotted into existing chemical plants without requiring large changes to downstream chemical processes that produce the commercial products, allowing more rapid reduction of CO<sub>2</sub> than a complete overhaul of the entire chemical industry.

### Current technologies for the production of alkenes

Fluid catalytic cracking (FCC) makes up approximately 60% of olefin production (Scheme 1a).<sup>8</sup> FCC is the process of converting high-boiling point (330–550 °C)<sup>9</sup> high molecular weight hydrocarbons from crude oil into gasoline and olefinic gases at high reaction temperatures of approximately 550 °C.<sup>9</sup> The remaining 40% of olefins are produced from steam cracking that involves the breakdown of larger chain alkanes present in naphtha into a mixture of products that are predominantly alkenes, or ethane and propane into ethene and propene respectively (Scheme 1b).<sup>8</sup> These processes are highly



**Scheme 1** Cracking of hydrocarbons to produce alkenes via FCC (a) or steam cracking (b).<sup>8,9</sup>

<sup>a</sup> Institute of Chemical Sciences, School of Engineering and Physical Sciences, Heriot-Watt University, Edinburgh, EH14 4AS, UK.

E-mail: [s.mansell@hw.ac.uk](mailto:s.mansell@hw.ac.uk); Web: <http://mansellresearch.org.uk>

<sup>b</sup> Lubrizol Limited, The Knowle, Nether Lane Hazelwood, Derby, Derbyshire, DE56 4AN, UK

† Dedicated to Prof. Paul R. Raithby, celebrating a career in inorganic and organometallic chemistry, on the occasion of his 70th birthday.



energy intensive accounting for approximately 8% of the chemical sector's total primary energy demand,<sup>10</sup> with the cost of energy accounting for 70% of the production costs in an ethane- or naphtha-based olefin plant.<sup>11</sup> 90% of CO<sub>2</sub> produced by the chemical plant is directly related to the energy consumption of this endothermic reaction, and cracking accounts for more than 300 million tonnes of CO<sub>2</sub> p.a.<sup>12</sup>

### Alcohols as starting materials

In order to limit our dependence on fossil fuels, alternative renewable starting materials are required. If their conversion is less energy-intensive, a reduction in CO<sub>2</sub> emissions will also be achieved. A sustainable alternative to crude-oil feedstocks could derive from biologically sourced alcohols.<sup>2,13,14</sup> Small chain bioalcohols (alcohols produced from biological resources or biomass)<sup>15</sup> such as bioethanol and biomethanol are currently produced in a number of ways including from the fermentation of sugar cane, corn and wheat (first generation fuels) or from waste-derived biomass (second generation).<sup>15</sup> With the growing demand for bioalcohols, the market is set to expand with a consequent improvement in the scale and efficiency of their production. Renewable alcohols could be used as starting materials to produce olefins and other feedstocks for industrial use.<sup>16,17</sup> The dehydration of alcohols at relatively low temperatures would allow for a new pathway to industrially important olefins with a potential reduction in the amount of CO<sub>2</sub> released. One example is the dehydration of 1-phenyl ethanol that is an important pathway to styrene, accounting for 15% of the world's styrene production,<sup>18</sup> which has been commercialised by LyondellBasell and Shell.<sup>19,20</sup>

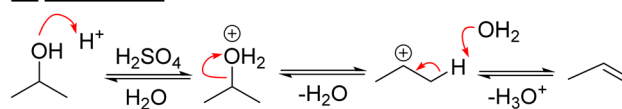
Alcohol dehydration is a well-known and documented reaction<sup>21</sup> and can be achieved in several ways: by heat alone,<sup>22</sup> catalysed by Brønsted acids,<sup>23</sup> by heterogeneous metal oxides (typically alumina), by zeolites<sup>21,24–27</sup> and by homogeneous metal complexes.<sup>28,29</sup> Previous literature reviews on the subject have focussed on the transformation of ethanol to ethene,<sup>2,13,30–35</sup> butene,<sup>36</sup> butadiene<sup>37,38</sup> or other hydrocarbons.<sup>39,40</sup> A review has recently covered the dehydration of natural products containing alcohol functionalities.<sup>41</sup>

This minireview covers the dehydration of a variety of alcohols to ethene and longer chain alkenes primarily using homogeneous catalysts, but with suitable comparisons to the other approaches as well. Easily synthesised and cheap metal catalysts that have the potential to be industrially viable will be highlighted. The related deoxydehydration reaction, which converts a 1,2-diol into an alkene with the help of a sacrificial reductant, will not be covered as it has been reviewed recently.<sup>42</sup>

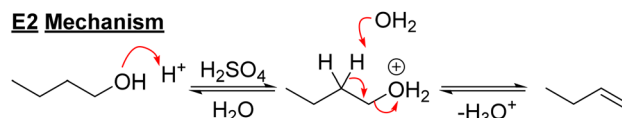
### Alcohols to alkenes: Brønsted acid catalysis

Acids have been used for many years to dehydrate alcohols to alkenes. Primary alcohols undergo dehydration reactions to form alkenes *via* the concerted E2 mechanism<sup>43</sup> due to the instability of primary carbocations,<sup>9</sup> however, the pathways for the dehydration of secondary alcohols are not as clear.<sup>43</sup>

#### E1 Mechanism



#### E2 Mechanism



Scheme 2 E1 and E2 mechanisms for alcohol dehydration.

E1 and E2 mechanisms are both possible (Scheme 2) and yields can often be lower as well.

The dehydration of cyclohexanol with concentrated sulfuric acid led to alkene products in less than 20% yield, whereas use of hydrochloric acid gave a mixture of cyclohexene and methylcyclopentenes (14% of the product mixture) due to isomerisation.<sup>22</sup> The choice of acid is clearly important. Sulfuric acid is one of the most common ways to dehydrate alcohols in a lab, however, it is also a strong oxidising agent and oxidises some of the alcohol into carbon dioxide, simultaneously generating sulfur dioxide,<sup>44</sup> and so both gases need to be removed.<sup>45</sup> For the dehydration of 1-phenyl ethanol at 100 °C, sulfuric acid (2.5 mol%) was more active than *p*-toluenesulfonic acid (*p*TSA, 5 mol%), but the yield of styrene was much worse (39% and 85%, respectively).<sup>46</sup> Brønsted acids are known to cause skeletal isomerisation and double bond shifts.<sup>47,48</sup>

Phosphoric acid catalysts have been used industrially from the 1930s to the 1950s and were the first industrial catalysts for the dehydration of ethanol to ethylene. Polyphosphoric acid<sup>49</sup> has been investigated in detail as a catalyst for this process.<sup>44</sup> The process was first developed by Imperial Chemical Industries (ICI) which used phosphate loaded onto clay or coke.<sup>30</sup> Ethylene production from ethanol was found to give high purity products but the catalyst was deactivated easily by coke deposition and required regeneration.<sup>44</sup> Modern processes now use alumina-based catalysts,<sup>30</sup> and can include promoters such as metal oxides and organic or inorganic acids.<sup>31</sup> Bio-based polyethylene is now a commercial reality – the price of 1 kg of bio-PE has been estimated to be only 30% higher than petrochemical PE – with Brazilian company Braskem producing the most bio-PE, but with others also involved.<sup>50</sup>

In addition to alkenes, ethers can also be formed.<sup>43,51–53</sup> The production of ethers from alcohols requires the presence of an acid, and concentrated sulfuric acid is used to produce diethyl ether from ethanol in 95% yield.<sup>52</sup> Diethyl ether is an important solvent and is primarily manufactured by the chemical industry as a by-product of the vapour phase hydration of ethene to ethanol using a supported phosphoric acid catalyst.<sup>54,55</sup> Brønsted acid catalysis works for both the hydration of ethene and the dehydration of ethanol, which is in line with the principle of microscopic reversibility. Ethers can also act as starting materials or intermediates in the



## Mini review

production of alkenes, although very strong bases are required to induce hydro-alkoxy elimination at ambient conditions.<sup>53</sup> Altogether, a network of reactions link alcohols, ethers and alkenes (Scheme 3).

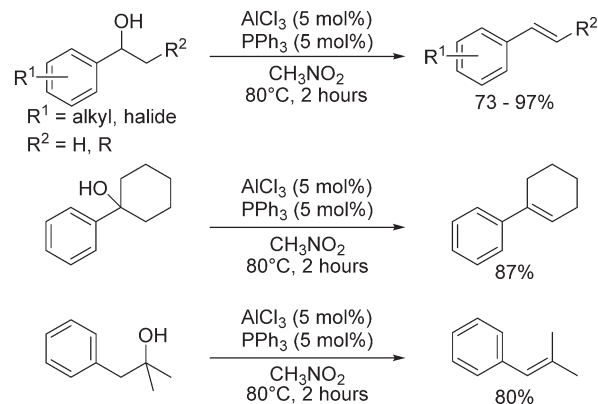
## Cationic ion-exchange resins

Cationic-exchange resins have been used to obtain ethers from primary alcohols<sup>56–58</sup> whereas alkenes were formed in reactions with secondary and tertiary alcohols.<sup>59</sup> A strongly acidic cation exchange resin containing sulfonic acid groups (Ar-SO<sub>2</sub>OH) was used to catalyse the dehydration of ethanol to diethyl ether at temperatures between 80 °C and 120 °C with no ethylene formed.<sup>60</sup> It is known that ethers are formed when the process is run too cool as typical temperatures are 300 °C for the endothermic formation of alkenes.<sup>44</sup> The dehydration of 1-pentanol to di-*n*-pentyl ether was achieved in 90% yield at 130–155 °C, with alkenes formed in only 5–10% yield.<sup>61</sup> For isopropanol, both propylene and diisopropyl ether were obtained at temperatures between 90 °C and 110 °C using an ion exchange resin.<sup>62</sup> At temperatures between 84 °C and 105 °C, 2-butanol was dehydrated to give predominantly *trans*-2-butene whereas isobutanol gave butenes, isobutane and tar.<sup>63</sup> Overall, acidic resins are best used at low temperatures (<150 °C) where etherification can be favoured.<sup>55</sup>

## Main group Lewis acids

BF<sub>3</sub>·OEt<sub>2</sub> has been shown to promote the dehydration of tertiary alcohols to alkenes under mild conditions in good yields.<sup>64</sup> Tertiary benzylic alcohols were also dehydrated using Me<sub>3</sub>SiCl or 'silica-chloride' (generated from the reaction of thionyl chloride with silica), but saturated tertiary alcohols did not react.<sup>65</sup> Boric acid (H<sub>3</sub>BO<sub>3</sub>) is a weak Lewis acid capable of dehydrating alcohols including menthol and cyclohexanol proceeding *via* metaborate esters, B<sub>3</sub>O<sub>3</sub>(OR)<sub>3</sub> with a 6-membered boroxine ring, however, it was shown that no reaction took place below 260 °C.<sup>66</sup>

A catalyst system involving a Lewis base and Lewis acid was used in the dehydration of 1-arylethanol to produce substituted styrenes (Scheme 4). AlCl<sub>3</sub> (5 mol%) as the Lewis acid and triphenylphosphine (PPh<sub>3</sub>, 5 mol%) as the Lewis base at 80 °C gave a 95% conversion of (methoxyphenyl) ethanol with 93% yield of methoxystyrene after 2 hours.<sup>18</sup>



Scheme 4 Lewis acid/Lewis base catalysed dehydration reactions.

Although multiple combinations of Lewis acid and bases were tested, AlCl<sub>3</sub> and PPh<sub>3</sub> gave the best combination of high conversion and high yield to the desired product, inhibiting nucleophilic attack of the product styrene.<sup>18</sup>

## Heterogeneous catalysis

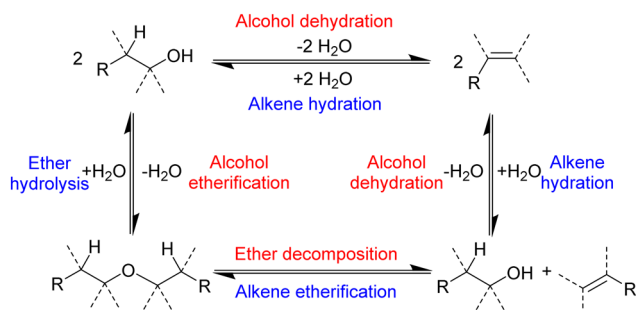
There is extensive literature on the use of heterogeneous catalysts for dehydration<sup>30,67,68</sup> that is beyond the range of this minireview; only a brief summary is included here. For ethanol, dehydration to ethene is favoured at high temperatures (starting at 300 °C) as this is an endothermic reaction,<sup>30,69</sup> whereas the exothermic formation of diethyl ether is favoured at lower temperatures.

## Alumina

$\gamma$ -Alumina is a very important industrial catalyst and catalyst support, and yet its structure is still under discussion.<sup>70</sup> Alumina has long been known to catalyse the dehydration of alkenes to alcohols,<sup>71</sup> such as 1-hexanol to hexene at 450 °C,<sup>72</sup> but the product and extent of isomerisation is highly dependent on the nature of the alumina catalyst.<sup>73</sup> Older ethanol to ethylene industrial processes successfully utilised alumina catalysts,<sup>32</sup> but unmodified  $\gamma$ -alumina required temperatures of 450 °C and the yield of ethylene is relatively low (80%).<sup>74</sup> The formation of ethers is also a problem,<sup>75</sup> and commercial catalysts for producing dimethyl ether from MeOH are well known.<sup>76</sup> The mechanism of dehydration has been under investigation for some time, and it has been well documented that the alcohol binds to the  $\gamma$ -alumina *via* hydrogen bonding.<sup>77,78</sup>  $\gamma$ -Alumina is thought to contain both Lewis and Brønsted acid sites,<sup>79</sup> with the Lewis acidic sites responsible for minimising the unwanted side reactions such as skeletal isomerisations and double bond shifts caused by Brønsted acids.<sup>47,59,80</sup>

## Other metal oxides

Titanium dioxide has been shown to be both capable of dehydration and dehydrogenation depending on the reaction



Scheme 3 Reactions that interconvert alcohols, ethers and alkenes.<sup>55</sup>



temperature. Anatase was very selective for dehydration forming alkenes in a mixture of 1-, *trans*-2- and *cis*-2 isomers at temperatures between 200 °C and 265 °C.<sup>81</sup> Tertiary alcohols were dehydrated faster than secondary alcohols. Using anatase, the dehydration of 2-octanol to octene was achieved at 265 °C in one hour with 88% conversion.<sup>81</sup> Zirconium oxide and hafnium oxide have also been investigated,<sup>82,83</sup> but were less active than  $\gamma$ -alumina for the dehydration of isopropanol and *tert*-butanol.<sup>84</sup> Addition of  $\text{WO}_3$  was needed to improve activity.<sup>85</sup>  $\text{Ga}_2\text{O}_3$  was shown to resemble  $\text{Al}_2\text{O}_3$  as a selective dehydration catalyst for secondary alcohols at 170–222 °C, albeit forming a mixture of isomers,<sup>86</sup> whereas  $\text{In}_2\text{O}_3$  promoted the dehydrogenation of alcohols.<sup>87</sup> Overall, although metal oxides are capable of dehydrating alcohols directly to alkenes, they often do not produce the highest yields or have the best selectivities, especially with larger alcohols with four or more carbons. The reaction temperatures are typically high, however, the catalysts are usually cheap and robust.

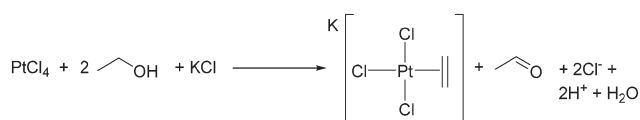
### Zeolites

Zeolites are hydrated, crystalline microporous aluminosilicates; their structures include channels and/or cavities of molecular dimensions featuring Brønsted and Lewis acidic sites making them ideal for catalysis.<sup>88–90</sup> Zeolites are most widely implemented in FCC, but they are also very active for dehydration reactions,<sup>91–93</sup> particularly the dehydration of methanol to give olefins.<sup>94</sup> ZSM-5 has often been identified as the catalyst of choice for a variety of alcohol dehydrations due to its good performance at lower reaction temperatures (for example, ZSM-5 was found to be more active for ethanol dehydration at lower temperatures than alumina or silica containing 13 wt% alumina),<sup>69</sup> and with higher alkene yields,<sup>25,30,93,95–100</sup> but stability is an issue.<sup>96,101</sup> Balancing activity, stability and selectivity with other factors, such as nature of the alcohol, can lead to other zeolites being favoured, such as H-MOR (mordenite)<sup>69,95</sup> or silicoaluminophosphates, such as SAPO-34.<sup>27,102</sup>

## Homogeneous catalysis using molecular inorganic species

### Stoichiometric reactions: Zeise's salt

Zeise's salt,  $\text{K}[\text{PtCl}_3(\text{C}_2\text{H}_4)]$ , was first isolated by Danish pharmacologist William Christopher Zeise and is considered to be the first organometallic complex.<sup>103,104</sup> Zeise originally synthesised this complex by reacting platinum(IV) chloride<sup>103</sup> (or a mixture of  $\text{PtCl}_2$  and  $\text{PtCl}_4$ )<sup>105</sup> with ethanol then



Scheme 5 The original synthesis of Zeise's salt.

adding KCl to crystallise the product (Scheme 5),<sup>103,105</sup> thus demonstrating ethanol dehydration by a molecular species. Acetaldehyde is formed as ethanol reduces Pt(IV) to Pt(II).<sup>106</sup> The related procedure of boiling  $\text{Na}_2[\text{PtCl}_6]$  in ethanol has been described as tedious and resulting in variable yields depending on impurities in the platinum salt, and with maximum yields of 75% only obtained after much experience.<sup>107</sup> This contrasts with the facile coordination of ethene to Pt(II).<sup>107,108</sup>

Dissolving  $\text{Na}_2[\text{PtCl}_4]$  in ethanol, 1-propanol or 1-butanol followed by cation exchange gave a 20% yield of  $[\text{NBu}_4][\text{PtCl}_3(\text{C}_2\text{H}_4)]$ , 32% yield of  $[\text{NBu}_4][\text{PtCl}_3(\text{H}_2\text{C}=\text{CHCH}_3)]$  and 40% yield of  $[\text{NBu}_4][\text{PtCl}_3(\text{H}_2\text{C}=\text{CHCH}_2\text{CH}_3)]$ , respectively. Branched alcohols only precipitated Pt metal,<sup>109</sup> and it was proposed that branched alcohols do not give  $[\text{PtCl}_3(\text{alcohol})]^-$  complexes, the necessary first step of the reaction to produce an alkene complex.<sup>109</sup> For Zeise's salt, ethanol is the source of the ethene ligand, but for such an important reaction, only a few studies considering its mechanism of formation have been published.<sup>110–113</sup> The dehydration of EtOH by Pt compounds was overtaken in interest by Pt-catalysed alkane C–H activation, and the C–H reactivity of EtOH gained more attention.<sup>114–116</sup>

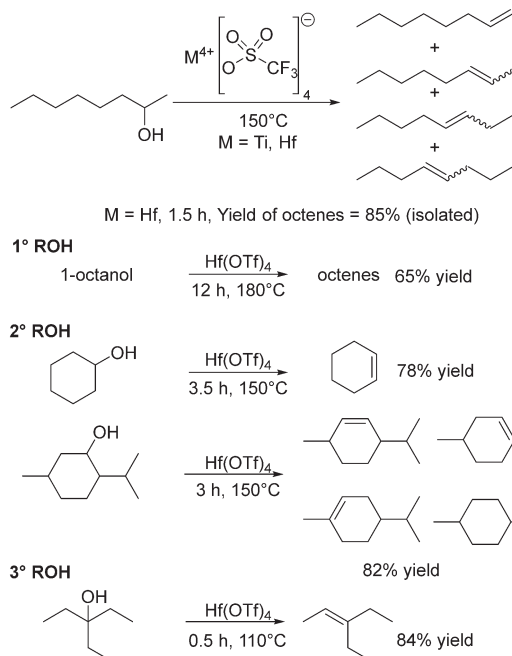
### Group 4 complexes and catalysts converting alcohols to alkenes

In 1991, Schobert described the use of dimethyl titanocene to stoichiometrically convert four 2° and one 3° alcohol to their corresponding alkenes favouring the *E* isomer.<sup>117</sup> Addition of alcohol to  $[\text{TiCp}_2\text{Me}_2]$  gave the alkoxide  $[\text{TiCp}_2(\text{OR})\text{Me}]$ , and heating this eliminated methane,  $(\text{Cp}_2\text{TiO})_n$  and the alkene in yields of 71–82%.<sup>117</sup> Repo and co-workers have investigated metal triflates ( $\text{OSO}_2\text{CF}_3$ ; OTf) due to the lower reaction temperatures for alcohol dehydration that can be achieved. Dehydrations of 2-octanol using 0.5 mol%  $\text{Hf}(\text{OTf})_4$ ,  $\text{Ti}(\text{OTf})_4$  or  $\text{HOTf}$  at 150 °C for 3 h gave conversions of over 99%, with octene yields of 93%, 71% and 84% observed, respectively, as a mixture of isomers (Scheme 6).<sup>118</sup> The results correlated very well with oxophilicity, assessed in terms of the dissociation energy of the M–O bond.<sup>118</sup> At 150 °C, conversion rates have a linear correlation with time suggesting zero order kinetics, commonly encountered when a catalyst is in a large excess of substrate.<sup>118</sup> The primary alcohol 1-octanol was more difficult to dehydrate than the secondary alcohols, whereas a tertiary alcohol reacted at lower temperatures (Scheme 6). Overall,  $\text{Hf}(\text{OTf})_4$  was singled out for being robust under solvent-free conditions while producing high yields of product.<sup>118</sup>

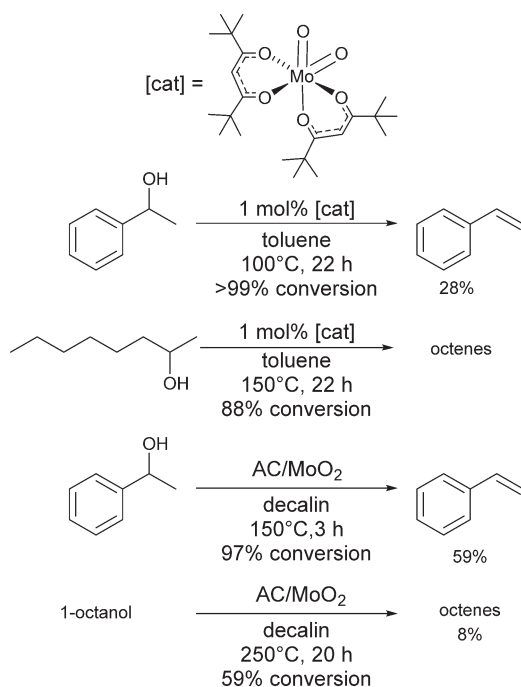
### Group 6: chromium and molybdenum

$\text{Cr}(\text{OTf})_3$  is moderately Lewis acidic and gave 73% conversion for the dehydration of 2-octanol, but only a 35% yield of octene,<sup>118</sup> making it an average catalyst for dehydration reactions. Mo complexes have been shown to be active in the dehydration of tertiary alcohols to alkenes.<sup>119</sup> Mo(VI) oxide showed little activity in dehydration reactions of



Scheme 6 Alcohol dehydration using 0.5 mol%  $\text{M(OTf)}_4$ .

1-phenylethanol to form styrene, with a conversion of 32% and selectivity of 10% (100 °C, 5 mol% catalyst loading, 22 h), whereas  $[\text{MoO}_2(\text{acac})_2]$  at 100 °C and 1 mol% catalyst loading gave 97% conversion with 30% selectivity and a turnover number of 97.<sup>120</sup> More active was a complex that featured the *tert*-butyl substituted ligand (Scheme 7), which in the same conditions gave >99% conversion and 28%



Scheme 7 Molybdenum catalysts for dehydration reactions.

selectivity with a turnover number of 99. In comparison, sulfuric acid (2.5 mol% catalyst loading) gave 99% conversion with 39% selectivity and a turnover number of 25.<sup>120</sup> Various acac-derivatives were tested, but all showed very similar activity and selectivity for 1-phenylethanol dehydration. Dehydration of 2-octanol at 150 °C was best achieved with the *tert*-butyl-acac complex and gave a conversion of 88% to give a mixture of octene isomers (Scheme 7). A heterogeneous, high-valent carbon-supported molybdenum-dioxo catalyst ( $\text{AC/MoO}_2$ ) has been described recently, which resembles the molecular  $[\text{MoO}_2(\text{acac})_2]$  systems, capable of dehydrating tertiary alcohols at 100–125 °C and secondary alcohols at 150 °C, but was less efficient for primary aliphatic alcohols (Scheme 7).<sup>121</sup>

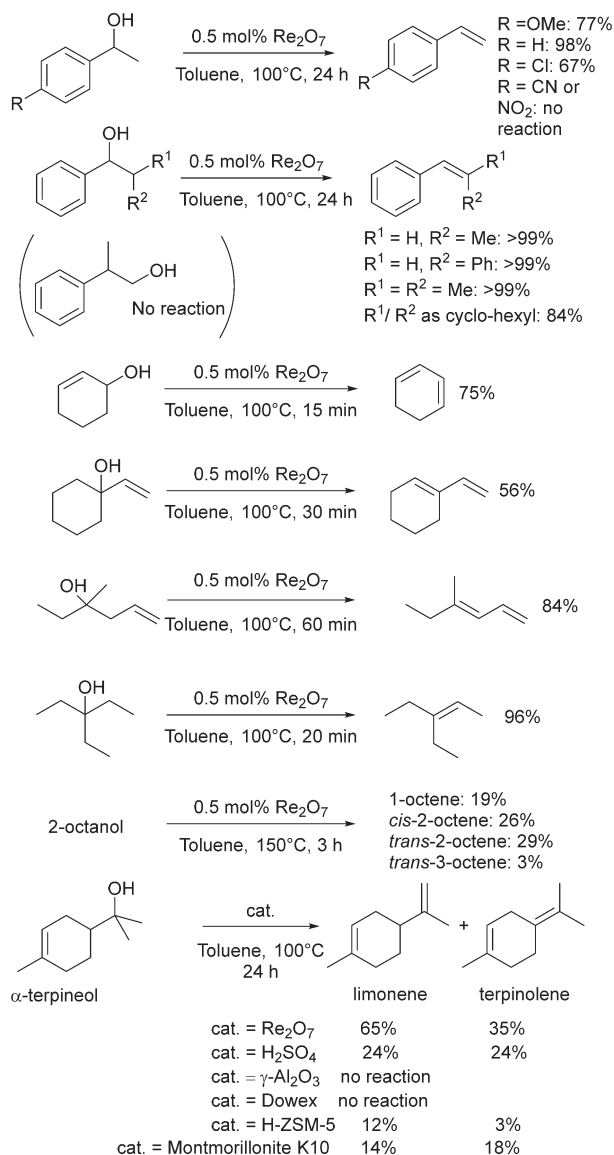
### Rhenium

In 1996, Zhu and Espenson used methylrhenium trioxide (MTO) as a catalyst for the direct conversion of alcohols to ethers, alcohols to alkenes and the disproportionation of alcohols to alkanes and carbonyl compounds, notably at room temperature.<sup>122</sup> The outcome of the reaction is highly dependent on the structure of the alcohol. The reaction of primary aliphatic alcohols only gave low yields of the corresponding ether over the course of several days at room temperature (*e.g.* 7%  $n\text{BuO}^n\text{Bu}$  from  $n\text{BuOH}$  using 0.5 mol% MTO), however,  $\text{PhCH(OH)R}$  gave the corresponding ether in higher yields as the size of the R group increased (R = H, 36%; Me, 86%; Et, 89%; Ph, 100%), and the formation of unsymmetrical ethers between aliphatic and benzylic alcohols proceeded with similarly excellent yields.<sup>122</sup> MTO dehydrated  $\text{PhCH(OH)CH}_3$  to styrene in 16% yield using 0.16 mol% of MTO at room temperature for 72 hours. 3-Octanol was converted into 3-octene with a turnover number of 40 after 3 d (0.2 mmol MTO in 15 mL of alcohol).<sup>122</sup>

Klein Gebbink and co-workers have explored many dehydration reactions using rhenium catalysts, with particular focus on  $\text{Re}_2\text{O}_7$  (Scheme 8).<sup>29</sup> The dehydration of 1-phenylethanol at 100 °C gave the highest yield of styrene using  $\text{Re}_2\text{O}_7$  as the catalyst (0.5 mol%: 98%, full conversion in just one hour), higher than MTO (1 mol%: 89% yield),  $\text{H}_2\text{SO}_4$  (2.5 mol%: 39%) or *p*TSA (5 mol%: 85%) over 24 h.<sup>46</sup> Contrasting with the success of  $\text{Re}_2\text{O}_7$ , Re complexes with PNP pincer ligands were not effective for the dehydration of 1-phenylethanol to styrene due to the reduced Lewis acidity of the Re centre.<sup>123</sup> A variety of benzylic alcohols were successfully dehydrated using  $\text{Re}_2\text{O}_7$  (Scheme 8), but there was no reaction in the presence of *para*-nitro or nitrile substituents nor with the primary non-benzylic alcohol 2-phenylpropan-1-ol.

$\text{Re}_2\text{O}_7$  was more active than sulfuric acid without sacrificing selectivity.<sup>46</sup> An extension to this study showed good catalytic activity for  $\text{Re}_2\text{O}_7$  across a range of substrates, with secondary aliphatic and homoallylic alcohols requiring higher temperatures (150 °C) than tertiary analogues (Scheme 8).  $\text{Re}_2\text{O}_7$  gave superior catalytic activity to several



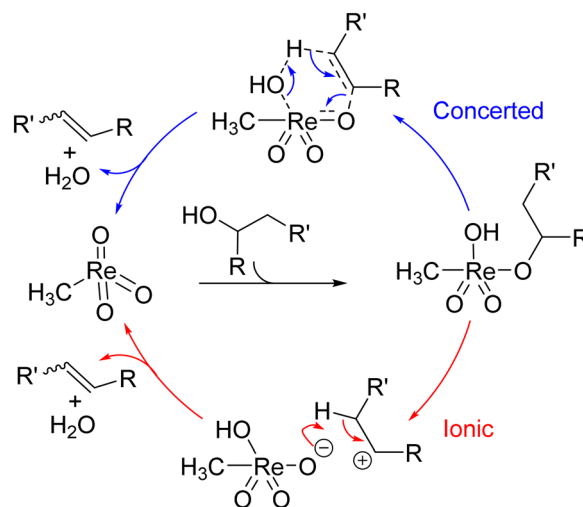
Scheme 8 Summary of  $\text{Re}_2\text{O}_7$  catalysed dehydration.

heterogeneous catalysts for the dehydration of  $\alpha$ -terpineol (Scheme 8).<sup>124</sup>

Either an ionic (*cf.* E1 mechanism) or concerted pathway (*cf.* E2) was considered for MTO-catalysed dehydration reactions (Scheme 9).<sup>29,122</sup> An in-depth mechanistic study was conducted,<sup>125</sup> noting that both air and moisture is essential for this reaction, which is likely to complicate computational investigations.<sup>29</sup> High activation energies for the concerted pathway were found whereas both computational and experimental observations pointed towards the presence of carbocations.<sup>126</sup>

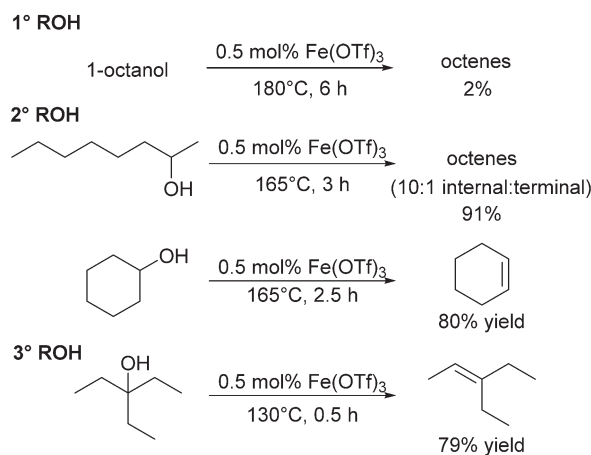
### Group 8: iron and ruthenium

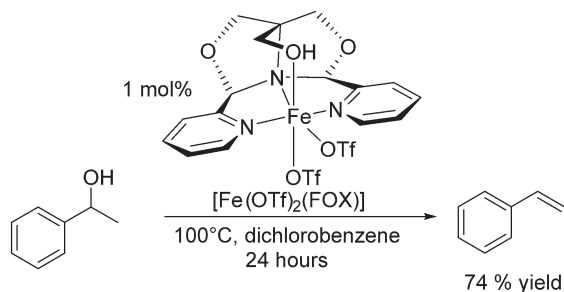
Repo and co-workers assessed the use of iron triflates in the dehydration of alcohols. The group highlighted  $\text{Fe}(\text{OTf})_3$  for its durability and robustness under solvent free conditions. At 150

Scheme 9 Two potential mechanisms for dehydration with MTO.<sup>125</sup>

$^\circ\text{C}$  for 3 h, 0.5 mol%  $\text{Fe}(\text{OTf})_3$  catalysed the dehydration of 2-octanol (48% conversion) giving octene in 30% yield; increasing the temperature to 165  $^\circ\text{C}$  increased the yield to 91% yield (Scheme 10), similar to that of the more active hafnium triflate catalyst (1.5 h, 150  $^\circ\text{C}$ , 85% yield; Scheme 6), albeit at higher temperature and longer reaction time.<sup>118</sup> Iron triflate was also capable of catalysing the dehydration of vicinal alcohols and a range of branched alcohols with reasonably good yields. The catalyst was not very effective in the dehydration of aromatic substrates such as phenylethanol only yielding 3% of styrene at 130  $^\circ\text{C}$ .<sup>118</sup> Gunanathan and co-workers have also investigated  $\text{Fe}(\text{OTf})_3$  as a dehydration catalyst. They found that the use of an ammonium chloride additive inhibited C–C coupling and instead made an efficient direct esterification system for benzylic primary and secondary alcohols.<sup>127</sup>

Recently, Jones and co-workers have shown that the iron complex  $[\text{Fe}(\text{OTf})_2(\text{FOX})]$  could catalyse the dehydration of 1-phenylethanol to styrene (Scheme 11).<sup>128</sup> The complex showed high catalytic efficiencies at moderate temperatures

Scheme 10 Dehydration reactions catalysed by  $\text{Fe}(\text{OTf})_3$ .



**Scheme 11**  $[\text{Fe}(\text{OTf})_2(\text{FOX})]$  catalysed dehydration of styrene.<sup>128</sup>

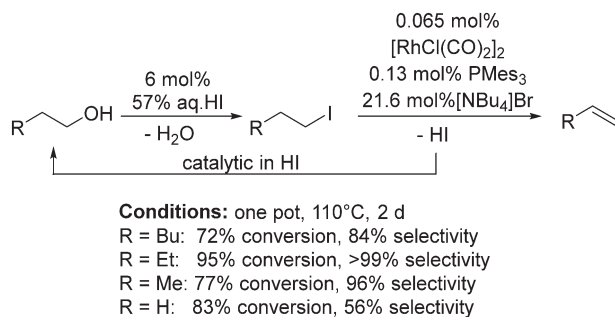
without the use of Brønsted acids. At 100 °C after 24 hours in 1,2-dichlorobenzene, the yield of styrene was 74%, and using reactive distillation to remove the lower boiling styrene, quantitative conversions were achieved at 150 °C in >60% isolated yield.<sup>128</sup>

### Group 9: rhodium

In 2010, Wass and co-workers reasoned that a homogeneous catalysis approach to the dehydration of alcohols could allow for greater selectivity and milder reaction conditions than conventional high temperature heterogeneous approaches.<sup>129</sup> They proposed a similar mechanism to the well-known Monsanto process.<sup>130</sup> The alcohol initially reacts with a hydrogen halide acid forming the alkyl halide, which undergoes oxidative addition to Rh followed by  $\beta$ -elimination forming the alkene (Scheme 12). The chosen catalyst system was  $[\text{Rh}(\mu\text{-Cl})(\text{CO})_2]_2$  (0.065 mol%) with HI (6 mol% of 57% aqueous solution) as the acid,  $\text{PMes}_3$  (0.13 mol%) and either 1-butyl-3-methylimidazolium chloride (for good selectivity to alkenes) or  $\text{NBu}_4\text{Br}$  (for higher conversions) at 110 °C for 48 h. Of the alcohols tested, *n*-butanol had the highest conversion and gave the highest yield (95% conversion and 99% selectivity). For ethanol, selectivity to ethene was more challenging, but a 68% conversion with 88% selectivity was achieved by doubling the amount of Rh salt and phosphine compared to the standard conditions.<sup>129</sup>

### Group 11: copper

Dombroski and co-workers have investigated the use of copper(II) triflate for the dehydration of alcohols. They found



**Scheme 12** HI-promoted Rh-catalysed dehydration of alcohols.

that 0.1 mol%  $\text{Cu}(\text{OTf})_2$  was an efficient catalyst for the dehydration of primary, secondary or tertiary alcohols and diols in decalin or heptane, or in the absence of solvent, at temperatures of less than 160 °C. The product alkene and water were distilled out of the reaction mixture and gave alkenes in yields ranging from 30–92%.<sup>131</sup> 1-Hexanol gave a 17:3 ratio of *E*-hex-2-ene:hex-1-ene in 38% yield, whereas 3-octanol was dehydrated to a mixture of octenes in 85% yield. In comparison, dehydration of 1-hexanol by  $\text{H}_2\text{SO}_4$  or  $\text{POCl}_3/\text{pyridine}$  only gave traces of alkene products.<sup>131</sup>

### Group 12: zinc

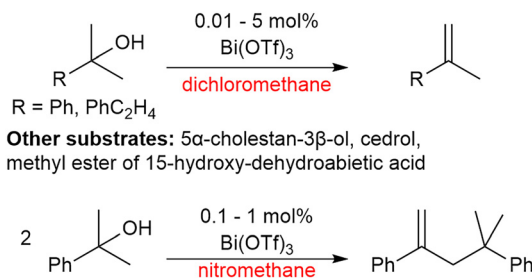
A kinetic resolution of  $\beta$ -hydroxy esters has been developed by selective dehydration of one enantiomer using stoichiometric  $\text{BrZnCH}_2\text{CO}_2^t\text{Bu}$  and 5 mol% of a chiral ligand. This system was able to dehydrate  $\beta$ -alkenyl-,  $\beta$ -alkynyl- and  $\beta$ -flavenyl-substituted  $\beta$ -hydroxy esters, with conversions necessarily limited to 50% as only one enantiomer of the product was produced, but with excellent enantiomeric excesses.<sup>132</sup> The limitations of this reaction include the need for a conjugated  $\beta$ -substituent, no  $\alpha$ -substituent and the efficiency of the chiral ligand (five were tested) was very substrate dependent.

### Group 13: aluminium

Aluminium triflate was also tested in the dehydration of alcohols by Repo and co-workers.  $\text{Al}(\text{OTf})_3$  was the most Lewis acidic metal triflate tested, however, the conversion of 2-octanol (3 h, 150 °C, 0.5 mol% of catalyst: 75% conversion), the standard substrate, was lower than for  $\text{Hf}(\text{OTf})_4$  (>99%) with a disappointing yield of octenes (34%). Full conversion could be achieved at 165 °C (3 h) giving a higher yield of octenes (85%).<sup>118</sup>

### Group 15: bismuth

Moreira and co-workers have investigated  $\text{Bi}(\text{OTf})_3 \cdot x\text{H}_2\text{O}$  for its dehydrative properties on tertiary alcohols. It was found that in apolar solvents alkenes were formed in yields of up to 93% with 0.1 mol% catalyst loading. In the polar solvent nitromethane, 2-phenyl-2-propanol was instead dimerised forming a new C–C bond in a yield of 96% with 0.1 mol% catalyst loading (Scheme 13).<sup>133</sup> It was demonstrated that the activity is derived from Brønsted acidity rather than Lewis



**Scheme 13** Effect of solvent on bismuth triflate catalysed dehydration.<sup>133</sup>



acidity, which suggests that triflic acid is produced *in situ* and it is in fact the triflic acid that drives the reaction rather than the bismuth salt.<sup>133</sup>

### Ionic liquids

Another approach to homogeneous catalysis is to use ionic liquids as the reaction medium.<sup>134</sup> Kerton and co-workers investigated the use of phosphonium and imidazolium ionic liquids as reaction media for the dehydration of benzylic alcohols to ethers in the presence of a Pd catalyst.<sup>135</sup> However, the group then discovered the Pd catalyst was not necessary.<sup>136</sup> If  $\beta$ -hydrogens were present on the substrate, dehydrations to alkenes were observed. 1-Phenylethanol was converted to styrene in 85% yield using trihexyl(tetradecyl) phosphonium bromide in a microwave reactor at 160 °C for 45 minutes.<sup>136</sup> The dehydration of 1-indanol gave indene in higher yield (120 °C, 30 min, 96%) due to the more stable internal alkene that was formed.

### Conclusion

This literature review has identified a variety of catalysts for the dehydration of alcohols to alkenes. Well established catalysts for dehydration are simple Brønsted acids and heterogeneous systems using  $\gamma$ -alumina or the zeolite ZSM-5, with the order of reactivity for alcohols typically following the trend  $3^\circ > 2^\circ > 1^\circ$ . In comparison, homogeneous catalysts were often found to have lower temperature pathways for dehydration. Some of the most important catalysts for the direct dehydration of alcohols to alkenes are transition metal triflate catalysts, specifically  $\text{Ti}(\text{OTf})_4$ ,  $\text{Hf}(\text{OTf})_4$  and  $\text{Fe}(\text{OTf})_3$ . Other key homogeneous catalysts include rhenium complexes such as MTO and  $\text{Re}_2\text{O}_7$  which showed the efficient dehydration of a wide variety of alcohols. The identification of molecular iron catalysts for dehydration reactions is potentially important for producing a cost-effective process. Utilising Rh organometallic reactivity for alcohol dehydration has also been successful, *via* oxidative addition of *in situ* formed alkyl halides followed by  $\beta$ -hydride elimination, but required HI and an imidazolium or ammonium halide additive. This reactivity is reminiscent of Pt chemistry in the formation of Zeise's salt, however, reactions of Pt complexes remain stoichiometric for the time being. The dehydration of ethanol to ethene is already a commercially successful process, but to expand this to other alcohols, simple catalysts with high yields and selectivity will be required at low reaction temperatures in order to make a less energy intensive process.

### Conflicts of interest

There are no conflicts to declare.

### Acknowledgements

DJW thanks Lubrizol and EaSI-cat for funding a PhD studentship. DJW and SMM thank the Royal Society of

Chemistry for an RSC Research Enablement Grant (E21-8488203428).

### Notes and references

- 1 C. W. Fernelius, H. Wittcoff and R. E. Varnerin, *J. Chem. Educ.*, 1979, **56**, 385.
- 2 V. Hulea, *ACS Catal.*, 2018, **8**, 3263–3279.
- 3 J. Kiefer, *Energies*, 2015, **8**, 3165–3197.
- 4 R. P. Philp, *J. High Resolut. Chromatogr.*, 1994, **17**, 398–406.
- 5 A. Akar and E. Ekinci, *Fuel*, 1995, **74**, 1113–1117.
- 6 P. Wiseman, *J. Chem. Educ.*, 1977, **54**, 154.
- 7 B. M. Stadler, C. Wulf, T. Werner, S. Tin and J. G. de Vries, *ACS Catal.*, 2019, **9**, 8012–8067.
- 8 M. Bender, *ChemBioEng Rev.*, 2014, **1**, 136–147.
- 9 R. Sadeghbeigi, in *Fluid Catalytic Cracking Handbook (Fourth Edition)*, ed. R. Sadeghbeigi, Butterworth-Heinemann, 2020, pp. 1–22.
- 10 T. Ren, M. K. Patel and K. Blok, *Energy*, 2008, **33**, 817–833.
- 11 T. Ren, M. Patel and K. Blok, *Energy*, 2006, **31**, 425–451.
- 12 I. Amghizar, J. N. Dedeyne, D. J. Brown, G. B. Marin and K. M. Van Geem, *React. Chem. Eng.*, 2020, **5**, 239–257.
- 13 A. Mohsenzadeh, A. Zamani and M. J. Taherzadeh, *ChemBioEng Rev.*, 2017, **4**, 75–91.
- 14 A. G. Dedov, A. A. Karavaev, A. S. Loktev and A. K. Osipov, *Pet. Chem.*, 2021, **61**, 1139–1157.
- 15 M. Melikoglu, V. Singh, S. Y. Leu, C. Webb and C. S. K. Lin, in *Handbook of Biofuels Production (Second Edition)*, ed. R. Luque, C. S. K. Lin, K. Wilson and J. Clark, Woodhead Publishing, 2016, pp. 237–258.
- 16 H. Aitchison, R. L. Wingad and D. F. Wass, *ACS Catal.*, 2016, **6**, 7125–7132.
- 17 M. Dryzhakov, E. Richmond and J. Moran, *Synthesis*, 2016, **48**, 935–959.
- 18 C. Liu, B. Pan and Y. Gu, *Chin. J. Catal.*, 2016, **37**, 979–986.
- 19 J. K. F. Buijink, J.-P. Lange, A. N. R. Bos, A. D. Horton and F. G. M. Niele, in *Mechanisms in Homogeneous and Heterogeneous Epoxidation Catalysis*, ed. S. T. Oyama, Elsevier, Amsterdam, 2008, pp. 355–371.
- 20 J.-P. Lange and V. Otten, *Ind. Eng. Chem. Res.*, 2007, **46**, 6899–6903.
- 21 H. Adkins and P. P. Perkins, *J. Am. Chem. Soc.*, 1925, **47**, 1163–1167.
- 22 C. Bockisch, E. D. Lorance, H. E. Hartnett, E. L. Shock and I. R. Gould, *ACS Earth Space Chem.*, 2018, **2**, 821–832.
- 23 S.-Y. Park, Y. M. Lee, K. Kwac, Y. Jung and O.-H. Kwon, *Chem. – Eur. J.*, 2016, **22**, 4340–4344.
- 24 V. A. Chumachenko and E. V. Ovchinnikova, *Katal. Promsti.*, 2016, **8**, 134–138.
- 25 C. B. Phillips and R. Datta, *Ind. Eng. Chem. Res.*, 1997, **36**, 4466–4475.
- 26 Y. Huang, X. Dong, M. Li and Y. Yu, *Catal. Sci. Technol.*, 2015, **5**, 1093–1105.
- 27 V. Zacharopoulou and A. A. Lemonidou, *Catalysts*, 2018, **8**, 2.
- 28 A. R. Petersen and P. Fristrup, *Chem. – Eur. J.*, 2017, **23**, 10235–10243.





- 29 S. Raju, M.-E. Moret and R. J. M. Klein Gebbink, *ACS Catal.*, 2015, **5**, 281–300.
- 30 M. Zhang and Y. Yu, *Ind. Eng. Chem. Res.*, 2013, **52**, 9505–9514.
- 31 A. Morschbacker, *Polym. Rev.*, 2009, **49**, 79–84.
- 32 A. Tripodi, M. Belotti and I. Rossetti, *ACS Sustainable Chem. Eng.*, 2019, **7**, 13333–13350.
- 33 N. Tabassum and S. S. Ali, *Catal. Surv. Asia*, 2022, **26**, 261–280.
- 34 F. Jamil, M. Aslam, A. A. H. Al-Muhtaseb, A. Bokhari, S. Rafiq, Z. Khan, A. Inayat, A. Ahmed, S. Hossain, M. S. Khurram and M. S. A. Bakar, *Rev. Chem. Eng.*, 2022, **38**, 185–207.
- 35 D. Fan, D.-J. Dai and H.-S. Wu, *Materials*, 2013, **6**, 101–115.
- 36 V. L. Dagle, A. D. Winkelman, N. R. Jaegers, J. Saavedra-Lopez, J. Hu, M. H. Engelhard, S. E. Habas, S. A. Akhade, L. Kovarik, V.-A. Glezakou, R. Rousseau, Y. Wang and R. A. Dagle, *ACS Catal.*, 2020, **10**, 10602–10613.
- 37 G. Pomalaza, P. Arango Ponton, M. Capron and F. Dumeignil, *Catal. Sci. Technol.*, 2020, **10**, 4860–4911.
- 38 K. Wang, L. Guo, W. Gao, B. Zhang, H. Zhao, J. Liang, N. Liu, Y. He, P. Zhang, G. Yang and N. Tsubaki, *ACS Sustainable Chem. Eng.*, 2021, **9**, 10569–10578.
- 39 A. D. Chowdhury, A. Lucini Paioni, G. T. Whiting, D. Fu, M. Baldus and B. M. Weckhuysen, *Angew. Chem., Int. Ed.*, 2019, **58**, 3908–3912.
- 40 N. M. Eagan, M. D. Kumbhalkar, J. S. Buchanan, J. A. Dumesic and G. W. Huber, *Nat. Rev. Chem.*, 2019, **3**, 223–249.
- 41 P. Hjerrild, T. Tørring and T. B. Poulsen, *Nat. Prod. Rep.*, 2020, **37**, 1043–1064.
- 42 F. C. Jentoft, *Catal. Sci. Technol.*, 2022, **12**, 6308–6358.
- 43 M. J. Antal, M. Carlsson, X. Xu and D. G. M. Anderson, *Ind. Eng. Chem. Res.*, 1998, **37**, 3820–3829.
- 44 D. E. Pearson, R. D. Tanner, I. D. Picciotto, J. S. Sawyer and J. H. Cleveland Jr, *Ind. Eng. Chem. Prod. Res. Dev.*, 1981, **20**, 734–740.
- 45 J. Clark, Dehydrating Alcohols to Make Alkenes, <https://chem.libretexts.org/@go/page/3901>, (accessed 11th March, 2022).
- 46 T. J. Korstanje, J. T. B. H. Jastrzebski and R. J. M. Klein Gebbink, *ChemSusChem*, 2010, **3**, 695–697.
- 47 N. P. Makgoba, T. M. Sakuneka, J. G. Koortzen, C. van Schalkwyk, J. M. Botha and C. P. Nicolaides, *Appl. Catal., A*, 2006, **297**, 145–150.
- 48 J. Manassen and F. S. Klein, *J. Chem. Soc.*, 1960, 4203–4213.
- 49 N. N. Greenwood and A. Earnshaw, *Chemistry of the Elements*, Pergamon Press Ltd., Oxford, 1984, p. 601.
- 50 V. Siracusa and I. Blanco, *Polymers*, 2020, **12**, 1641.
- 51 L. Brandsma and J. F. Arens, in *The Ether Linkage (1967)*, 1967, pp. 553–615.
- 52 H. Feuer and J. Hooz, in *The Ether Linkage (1967)*, 1967, pp. 445–498.
- 53 M. Smith and J. March, *March's advanced organic chemistry: Reactions, mechanisms, and structure*, Wiley, New York, 5th edn, 2001.
- 54 L. Karas and W. J. Piel, *Ethers in Kirk-Othmer Encyclopedia of Chemical Technology*, 2004, pp. 567–583.
- 55 A. de Klerk, in *Fischer-Tropsch Refining*, ed. A. de Klerk, John Wiley & Sons, Incorporated, 2011, ch. 17, Dehydration, Etherification, and Hydration, pp. 335–352.
- 56 B. C. Gates and L. N. Johanson, *J. Catal.*, 1969, **14**, 69–76.
- 57 S. M. Hsu and R. L. Kabel, *J. Catal.*, 1974, **33**, 74–82.
- 58 J. Guilera, E. Ramírez, C. Fité, M. Iborra and J. Tejero, *Appl. Catal., A*, 2013, **467**, 301–309.
- 59 L. M. T. Frija and C. A. M. Afonso, *Tetrahedron*, 2012, **68**, 7414–7421.
- 60 R. L. Kabel and L. N. Johanson, *AIChE J.*, 1962, **8**, 621–628.
- 61 J. Tejero, C. Fité, M. Iborra, J. F. Izquierdo, R. Bringué and F. Cunill, *Appl. Catal., A*, 2006, **308**, 223–230.
- 62 J. C. Gottifredi, A. A. Yeramian and R. E. Cunningham, *J. Catal.*, 1968, **12**, 245–256.
- 63 R. Thornton and B. C. Gates, *J. Catal.*, 1974, **34**, 275–287.
- 64 G. H. Posner, E. M. Shulman-Roskes, C. H. Oh, J.-C. Carry, J. V. Green, A. B. Clark, H. Dai and T. E. N. Anjeh, *Tetrahedron Lett.*, 1991, **32**, 6489–6492.
- 65 H. Firouzabadi, N. Iranpoor, H. Hazarkhani and B. Karimi, *Synth. Commun.*, 2003, **33**, 3653–3660.
- 66 G. L. O'Connor and H. R. Nace, *J. Am. Chem. Soc.*, 1955, **77**, 1578–1581.
- 67 P. Sudarsanam, E. Peeters, E. V. Makshina, V. I. Parvulescu and B. F. Sels, *Chem. Soc. Rev.*, 2019, **48**, 2366–2421.
- 68 T. Ennaert, J. Van Aelst, J. Dijkmans, R. De Clercq, W. Schutyser, M. Dusselier, D. Verboekend and B. F. Sels, *Chem. Soc. Rev.*, 2016, **45**, 584–611.
- 69 T. K. Phung, L. Proietti Hernández, A. Lagazzo and G. Busca, *Appl. Catal., A*, 2015, **493**, 77–89.
- 70 R. Prins, *J. Catal.*, 2020, **392**, 336–346.
- 71 R. Wang, Z. Zhao, P. Gao, K. Chen, Z. Gan, Q. Fu and G. Hou, *J. Phys. Chem. C*, 2022, **126**, 10073–10080.
- 72 H. Adkins and S. H. Watkins, *J. Am. Chem. Soc.*, 1951, **73**, 2184–2188.
- 73 H. Pines and W. O. Haag, *J. Am. Chem. Soc.*, 1961, **83**, 2847–2852.
- 74 C.-Y. Wu and H.-S. Wu, *ACS Omega*, 2017, **2**, 4287–4296.
- 75 J. H. de Boer, R. B. Fahim, B. G. Linsen, W. J. Visseren and W. F. N. M. de Vleeschauwer, *J. Catal.*, 1967, **7**, 163–172.
- 76 T. K. Phung, C. Herrera, M. Á. Larrubia, M. García-Diéguez, E. Finocchio, L. J. Alemany and G. Busca, *Appl. Catal., A*, 2014, **483**, 41–51.
- 77 H. Knözinger, H. Bühl and K. Kochloefl, *J. Catal.*, 1972, **24**, 57–68.
- 78 B. Shi, H. A. Dabbagh and B. H. Davis, *J. Mol. Catal. A: Chem.*, 1999, **141**, 257–262.
- 79 Z. Wang, L. A. O'Dell, X. Zeng, C. Liu, S. Zhao, W. Zhang, M. Gaborieau, Y. Jiang and J. Huang, *Angew. Chem., Int. Ed.*, 2019, **58**, 18061–18068.
- 80 M. Digne, P. Sautet, P. Raybaud, P. Euzen and H. Toulhoat, *J. Catal.*, 2002, **211**, 1–5.
- 81 D. J. Collins, J. C. Watters and B. H. Davis, *Ind. Eng. Chem. Prod. Res. Dev.*, 1979, **18**, 202–205.
- 82 A. Auroux, P. Artizzu, I. Ferino, V. Solinas, G. Leofanti, M. Padovan, G. Messina and R. Mansani, *J. Chem. Soc., Faraday Trans.*, 1995, **91**, 3263–3267.



- 83 F. Al-Bahar, D. J. Collins, J. C. Watters and B. H. Davis, *Ind. Eng. Chem. Prod. Res. Dev.*, 1979, **18**, 199–202.
- 84 P. Kostestky, J. Yu, R. J. Gorte and G. Mpourmpakis, *Catal. Sci. Technol.*, 2014, **4**, 3861–3869.
- 85 E. Hong, H.-I. Sim and C.-H. Shin, *Chem. Eng. J.*, 2016, **292**, 156–162.
- 86 B. H. Davis, S. Cook and R. W. Naylor, *J. Org. Chem.*, 1979, **44**, 2142–2145.
- 87 B. H. Davis, *J. Catal.*, 1978, **52**, 435–444.
- 88 C. Martínez and A. Corma, in *Comprehensive Inorganic Chemistry II (Second Edition)*, ed. J. Reedijk and K. Poepelmeier, Elsevier, Amsterdam, 2013, pp. 103–131.
- 89 M. Ravi, V. L. Sushkevich and J. A. van Bokhoven, *Nat. Mater.*, 2020, **19**, 1047–1056.
- 90 D. Gabriëls, W. Y. Hernández, B. Sels, P. Van Der Voort and A. Verberckmoes, *Catal. Sci. Technol.*, 2015, **5**, 3876–3902.
- 91 J. M. Müller, G. C. Mesquita, S. M. Franco, L. D. Borges, J. L. de Macedo, J. A. Dias and S. C. L. Dias, *Microporous Mesoporous Mater.*, 2015, **204**, 50–57.
- 92 Y. Tavan, S. H. Hosseini, M. Ghavipour, M. R. Khosravi Nikou and A. Shariati, *Chem. Eng. Process.*, 2013, **73**, 144–150.
- 93 Q. Sheng, K. Ling, Z. Li and L. Zhao, *Fuel Process. Technol.*, 2013, **110**, 73–78.
- 94 P. Tian, Y. Wei, M. Ye and Z. Liu, *ACS Catal.*, 2015, **5**, 1922–1938.
- 95 I. Takahara, M. Saito, M. Inaba and K. Murata, *Catal. Lett.*, 2005, **105**, 249–252.
- 96 X. Zhang, R. Wang, X. Yang and F. Zhang, *Microporous Mesoporous Mater.*, 2008, **116**, 210–215.
- 97 J. Ouyang, F. Kong, G. Su, Y. Hu and Q. Song, *Catal. Lett.*, 2009, **132**, 64–74.
- 98 R. V. Ermakov and V. A. Plakhotnik, *Pet. Chem.*, 2008, **48**, 1–5.
- 99 K. K. Ramasamy and Y. Wang, *J. Energy Chem.*, 2013, **22**, 65–71.
- 100 Y. Shi, A. S. Weller, A. J. Blacker and P. W. Dyer, *Catal. Commun.*, 2022, **164**, 106421.
- 101 A. Styskalik, V. Vykoukal, L. Fusaro, C. Aprile and D. P. Debecker, *Appl. Catal., B*, 2020, **271**, 118926.
- 102 C. P. Nash, A. Ramanathan, D. A. Ruddy, M. Behl, E. Gjersing, M. Griffin, H. Zhu, B. Subramaniam, J. A. Schaidle and J. E. Hensley, *Appl. Catal., A*, 2016, **510**, 110–124.
- 103 D. Seyferth, *Organometallics*, 2001, **20**, 2–6.
- 104 W. C. Zeise, *Ann. Phys.*, 1831, **97**, 497–541.
- 105 J. S. Thayer, *J. Chem. Educ.*, 1969, **46**, 442.
- 106 J. S. Anderson, *J. Chem. Soc.*, 1934, 971–974.
- 107 J. Chatt and M. L. Searle, *Inorg. Synth.*, 1957, **5**, 210–215.
- 108 P. B. Chock, J. Halpern, F. E. Paulik, S. I. Shupack and T. P. Deangelis, in *Inorg. Synth.*, 1990, pp. 349–351.
- 109 F. R. Hartley, *Inorg. Chim. Acta*, 1971, **5**, 197–198.
- 110 S. A. Mitchenko, A. N. Vdovichenko, T. V. Bezbozhnaya and L. M. Kapkan, *Theor. Exp. Chem.*, 2005, **41**, 203–206.
- 111 A. C. Hutson, M. Lin, N. Basickes and A. Sen, *J. Organomet. Chem.*, 1995, **504**, 69–74.
- 112 A. Sen, M. Lin, L. C. Kao and A. C. Hutson, *J. Am. Chem. Soc.*, 1992, **114**, 6385–6392.
- 113 O. V. Khazipov, D. V. Nykytenko, T. V. Krasnyakova, A. N. Vdovichenko, D. A. Fuentes Frias and S. A. Mitchenko, *J. Mol. Catal. A: Chem.*, 2017, **426**, 490–498.
- 114 J. A. Labinger, A. M. Herring, D. K. Lyon, G. A. Luinstra, J. E. Bercaw, I. T. Horvath and K. Eller, *Organometallics*, 1993, **12**, 895–905.
- 115 J. A. Labinger, A. M. Herring and J. E. Bercaw, *J. Am. Chem. Soc.*, 1990, **112**, 5628–5629.
- 116 A. Sen, M. A. Benvenuto, M. Lin, A. C. Hutson and N. Basickes, *J. Am. Chem. Soc.*, 1994, **116**, 998–1003.
- 117 R. Schobert, *J. Organomet. Chem.*, 1991, **405**, 201–205.
- 118 J. Keskiväli, A. Parviainen, K. Lagerblom and T. Repo, *RSC Adv.*, 2018, **8**, 15111–15118.
- 119 M. L. Kantam, A. D. Prasad and P. L. Santhi, *Synth. Commun.*, 1993, **23**, 45–48.
- 120 T. J. Korstanje, E. Folkertsma, M. Lutz, J. T. B. H. Jastrzebski and R. J. M. Klein Gebbink, *Eur. J. Inorg. Chem.*, 2013, **2013**, 2195–2204.
- 121 J. Li, A. Das, Q. Ma, M. J. Bedzyk, Y. Kratish and T. J. Marks, *ACS Catal.*, 2022, **12**, 1247–1257.
- 122 Z. Zhu and J. H. Espenson, *J. Org. Chem.*, 1996, **61**, 324–328.
- 123 T. J. Korstanje, M. Lutz, J. T. B. H. Jastrzebski and R. J. M. Klein Gebbink, *Organometallics*, 2014, **33**, 2201–2209.
- 124 T. J. Korstanje, E. F. de Waard, J. T. B. H. Jastrzebski and R. J. M. Klein Gebbink, *ACS Catal.*, 2012, **2**, 2173–2181.
- 125 T. J. Korstanje, J. T. B. H. Jastrzebski and R. J. M. Klein Gebbink, *Chem. – Eur. J.*, 2013, **19**, 13224–13234.
- 126 S. Raju, J. T. B. H. Jastrzebski, M. Lutz and R. J. M. Klein Gebbink, *ChemSusChem*, 2013, **6**, 1673–1680.
- 127 P. K. Sahoo, S. S. Gawali and C. Gunanathan, *ACS Omega*, 2018, **3**, 124–136.
- 128 O. Nachtigall, A. I. VanderWeide, W. W. Brennessel and W. D. Jones, *ACS Catal.*, 2021, **11**, 10885–10891.
- 129 G. R. M. Dowson, I. V. Shishkov and D. F. Wass, *Organometallics*, 2010, **29**, 4001–4003.
- 130 N. Yoneda, S. Kusano, M. Yasui, P. Pujado and S. Wilcher, *Appl. Catal., A*, 2001, **221**, 253–265.
- 131 K. Laali, R. J. Gerzina, C. M. Flajnik, C. M. Geric and A. M. Dombroski, *Helv. Chim. Acta*, 1987, **70**, 607–611.
- 132 M. H. Lee, E. T. Choi, D. Kim, Y. M. Lee and Y. S. Park, *Eur. J. Org. Chem.*, 2008, **2008**, 5630–5637.
- 133 L. E. Kolsi, J. Yli-Kauhaluoma and V. M. Moreira, *ACS Omega*, 2018, **3**, 8836–8842.
- 134 Z. Lei, B. Chen, Y.-M. Koo and D. R. MacFarlane, *Chem. Rev.*, 2017, **117**, 6633–6635.
- 135 H. A. Kalviri, C. F. Petten and F. M. Kerton, *Chem. Commun.*, 2009, 5171–5173.
- 136 H. A. Kalviri and F. M. Kerton, *Adv. Synth. Catal.*, 2011, **353**, 3178–3186.

