

Cite this: *Chem. Sci.*, 2021, 12, 10590 All publication charges for this article have been paid for by the Royal Society of ChemistryReceived 14th May 2021
Accepted 28th June 2021

DOI: 10.1039/d1sc02663a

rsc.li/chemical-science

Indirect reduction of CO₂ and recycling of polymers by manganese-catalyzed transfer hydrogenation of amides, carbamates, urea derivatives, and polyurethanes†

Xin Liu^a and Thomas Werner *^{ab}

The reduction of polar bonds, in particular carbonyl groups, is of fundamental importance in organic chemistry and biology. Herein, we report a manganese pincer complex as a versatile catalyst for the transfer hydrogenation of amides, carbamates, urea derivatives, and even polyurethanes leading to the corresponding alcohols, amines, and methanol as products. Since these compound classes can be prepared using CO₂ as a C1 building block the reported reaction represents an approach to the indirect reduction of CO₂. Notably, these are the first examples on the reduction of carbamates and urea derivatives as well as on the C–N bond cleavage in amides by transfer hydrogenation. The general applicability of this methodology is highlighted by the successful reduction of 12 urea derivatives, 26 carbamates and 11 amides. The corresponding amines, alcohols and methanol were obtained in good to excellent yields up to 97%. Furthermore, polyurethanes were successfully converted which represents a viable strategy towards a circular economy. Based on control experiments and the observed intermediates a feasible mechanism is proposed.

Introduction

The hydrogenation and transfer hydrogenation of polar bonds, in particular carbonyl groups, has attracted great attention during the past four decades.^{1–7} These reactions are of synthetic significance as they represent an environmentally benign approach to fundamental synthetic building blocks such as alcohols and amines.^{8–10} Significant progress has been made in the (transfer) hydrogenation of ketones^{11–14} and aldehydes^{15–18} as well as of more challenging substrates such as esters^{19–21} and amides.^{22–24} However, the (transfer) hydrogenation of organic urea derivatives and carbamates as well as the C–N bond cleavage in amides remain a major challenge. Indeed, to the best of our knowledge, catalytic transfer hydrogenations of these important compound classes have not been reported so far. Notably, amides,^{25–27} carbamates,^{28–30} urea derivatives^{31–33} as well as polyurethanes^{34,35} can be produced from CO₂, and their hydrogenation offers a facile approach to the indirect reduction of CO₂ to methanol.³⁶ However, compared to other carbonyl derivatives these compounds are less reactive towards hydrogenation and nucleophilic attack to the carbonyl group

(Fig. 1a).² This can be ascribed to resonance stabilization (Fig. 1b). Amide resonance is leading to the delocalization of the nitrogen electronic lone pair which lowers the reactivity of the carbonyl group (Fig. 1b, I).³⁷ Also, intermolecular hydrogen bonding between amide groups can increase their stability additionally (Fig. 1b, II).³⁸ In comparison with amides, carbamates and urea derivatives are even less reactive, mainly due to the additional resonance stabilization by the second oxygen or nitrogen atom, respectively (Fig. 1b, III and IV).³⁹

Numerous procedures have been developed for the reduction of amide-related substrates, *e.g.* hydrogenation,⁴⁰ hydrosilylation^{41–43} and hydroborylation.^{44,45} Among them, hydrogenation methods stand out as a green approach. During the past decade, hydrogenation of amides through either C–N or C–O bond cleavage were widely studied. Surprisingly, only a few catalytic systems based on ruthenium have been reported for the hydrogenation for carbamates,^{36,46,47} and urea derivatives,^{48–51} respectively. Most recently, the group of Milstein reported a catalytic system based on earth abundant manganese for the hydrogenation for these compound classes.⁵² Direct hydrogenation and transfer hydrogenation are two parallel strategies for the reduction of carbonyl compounds.^{53,54} Complementary to the direct hydrogenation, transfer hydrogenation allows reductions to proceed without the need of pressurized H₂ and special experimental settings. However, this strategy is mainly limited to the reduction of ketones^{55–57} and esters.^{21,58–60} Most recently, significant contributions were made

^aLeibniz-Institute for Catalysis, Albert-Einstein-Str. 29a, 18059 Rostock, Germany. E-mail: thomas.werner@catalysis.de

^bDepartment of Chemistry, Paderborn University, Warburger Str. 100, 33098 Paderborn, Germany

† Electronic supplementary information (ESI) available. See DOI: 10.1039/d1sc02663a





Fig. 1 (a) Trends in carbonyl reactivity. (b) Resonance stabilization. (c) Manganese-catalyzed transfer hydrogenation of amides, carbamates, urea derivatives, and polyurethanes reported in this work.

in the transfer hydrogenation of amides.^{61–63} Klankermayer and co-workers reported an efficient Ru-catalyzed transfer hydrogenation of cyclic amides to cyclic tertiary amines,⁶¹ while the groups of Xu, Fan and Xiao reported the Ru- and B(C₆F₅)₃-catalyzed reduction of aliphatic amides to amines.^{62,63} Notably, in all cases a selective C–O cleavage was observed over the possible C–N bond cleavage. Despite these advancements, methodologies to reduce carbamates and urea derivatives by transfer hydrogenation have not been reported. Based on our interest in the transfer hydrogenation^{64,65} and borrowing hydrogen reactions,⁶⁶ we envisioned to overcome this limitation by using earth-abundant metal catalysts. Herein, we report the first examples of the transfer hydrogenation of carbamates, urea derivatives and amides under C–N bonds cleavage (Fig. 1c). Even polyurethanes can be reduced to the corresponding diols, amines and methanol, realizing a transfer hydrogenative degradation of commercial polyurethane materials into valuable products.

Results and discussion

Investigation of reaction conditions

We began our studies by investigating the catalytic activities of a series of well-known manganese complexes^{67–73} in the transfer hydrogenation of 1,3-diphenylurea (**1a**) (Table 1). These reactions were performed in the presence of 2 mol% manganese complexes Mn-I–IV and 6 mol% of KOtBu (entries 1–4). We chose isopropanol (iPrOH) which is often used in transfer hydrogenation reactions as solvent and hydrogen donor. The

Table 1 Catalyst and solvent screening for the manganese-catalyzed transfer hydrogenation of 1,3-diphenylurea (**1a**)^a

Entry	[Mn]	Co-solvent	2a/%	3a/%	4a/%
1	Mn-I	—	54	19	63
2	Mn-II	—	47	7	77
3	Mn-III	—	52	—	85
4	Mn-IV	—	71	45	54
5	—	—	46	—	90
6	Mn-IV	CH ₂ Cl ₂ ^b	39	5	35
7	Mn-IV	THF ^b	78	64	19
8	Mn-IV	Toluene ^b	91	89	—
9	Mn-IV	1,4-Dioxane ^b	73	60	14
10 ^c	Mn-IV	Toluene ^b	46	9	73

^a Reaction conditions: **1a** (0.5 mmol), catalyst [Mn] (2 mol%), KOtBu (6 mol%), iPrOH (2 mL), 120 °C, 16 h. Yields were determined by GC using mesitylene as the internal standard. ^b iPrOH (1 mL) and cosolvent (1 mL). ^c 100 °C.

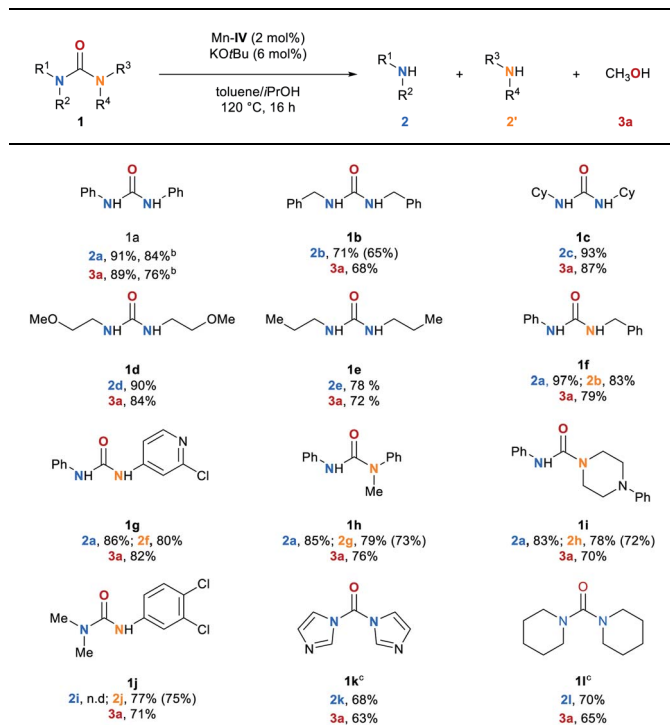
manganese complex Mn-IV was found to be the most efficient catalyst (entry 4). In this case the amine **2a** was obtained in 71% yield along with carbamate **4a** in 54% and methanol in 45% yield, respectively. The formation of methanol clearly indicates that a transfer hydrogenation takes place. In the absence of catalyst Mn-IV the formation of methanol was not observed and the products **2a** and **4a** were obtained in 46% and 90% yield, respectively (entry 5). Other catalysts based on earth-abundant Co and Fe proved to be less efficient (for details, see ESI, Table S1†). Our group recently reported that cosolvents can increase the efficiency and selectivity of a hydrogen transfer reaction.⁶⁴ Therefore, different solvents were evaluated as cosolvent for the reduction of **1a** in the presence of catalyst Mn-IV (entries 6–9). An excellent yield of **2a** (91%) and methanol **3a** (89%) were obtained and no side product **4a** was detected when toluene was used. Lower yields of both products were detected when the reaction temperature was reduced to 100 °C (entry 10). Other hydrogen donors, different bases, variation of the catalyst amount and reaction temperatures were also studied but did not lead to an improvement (for details, see ESI, Tables S2–S5†).

Substrate scope of urea derivatives

Having the optimized reaction conditions in hand, we explored the scope of the manganese-catalyzed transfer hydrogenation of different urea derivatives (Table 2). Under standard reaction conditions symmetrically substituted urea derivatives **1a–1e** were converted to desired amines **2a–2e** in up to 91% and methanol in up to 89% yield. The conversion of **1a** was also performed on a 50 mmol scale leading to desired products, aniline (**2a**) and methanol (**3a**) in 84% and 76%, respectively.



Table 2 Substrate scope of urea derivatives **1** in the manganese-catalyzed transfer hydrogenation^a



^a Reaction conditions: substrates **1a–1l** (0.5 mmol), Mn-IV (2 mol%), KOtBu (6 mol%), toluene (1 mL), iPrOH (1 mL), 120 °C, 16 h. The yield was determined by GC using mesitylene as the internal standard. Isolated yields are given in brackets. ^b 50 mmol **1a**, 30 h. ^c 36 h.

Unsymmetric urea derivatives **1f** and **1g** were converted to the respective amines **2a**, **2b** and **2f**, in up to 97% yield. Notably, also trisubstituted urea derivatives **1h–1j** as well as sterically hindered tetrasubstituted substrates **1k** and **1l** were selectively converted to methanol and the corresponding amines **2a**, **2g–2j** in good yields. Eventhough for the full conversion of **1k** and **1l** the reaction time had to be extended to 36 h.

Mechanism study

Several control experiments were performed to shed light on the mechanism. Firstly, we monitored the conversion of the model substrate **1a** under the standard reaction conditions (Fig. 2).

The kinetic profile of the Mn-IV catalyzed transfer hydrogenation of **1a** indicates that **1a** is converted to **4a**. Simultaneously, the formation of the amine **2a** and methanol (**3a**) is observed. The yield of carbamate **4a** reaches a maximum of 71% after 2.5 h. Subsequently, **4a** is reduced to the amine **2a** and methanol (**3a**). These results indicate that carbamate **4a** is most likely a reaction intermediate in the transfer hydrogenation of urea derivatives. If carbamate **4a** is converted under the standard reaction conditions full conversion is achieved after 12 h (for details, see ESI, Fig. S2†). The kinetic profile of this reaction also shows the simultaneous formation of amine **2a** and methanol (**3a**).

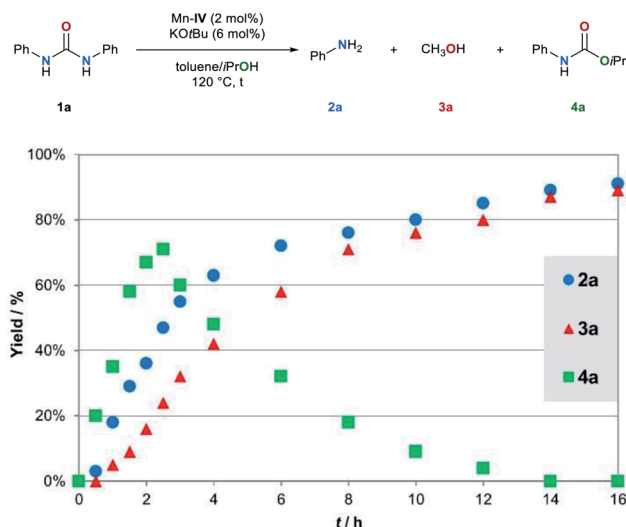
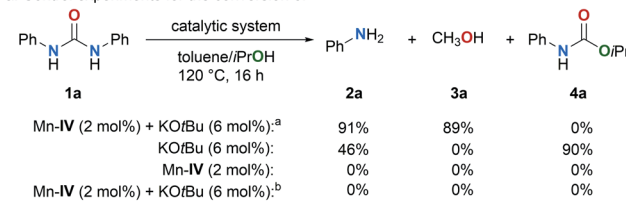


Fig. 2 Kinetic profile for the transfer hydrogenation of **1a**. Reaction conditions: **1a** (0.5 mmol), Mn-IV (2 mol%), KOtBu (6 mol%), toluene (1 mL), iPrOH (1 mL), 120 °C, 16 h. The yield was determined by GC using mesitylene as the internal standard.

Subsequently, a series of control experiments were performed (Fig. 3). In the absence of catalysts Mn-IV substrate **1a** was fully converted in the presence of catalytic amounts of KOtBu (6 mol%) yielding the carbamate **4a** in 90% along with the amine **2a** in an expectable yield of 46% (Fig. 3a). Notably, the synthesis of carbamates from urea derivatives and alcohols typically requires high reaction temperatures and metal catalysts.^{74–76} To the best of our knowledge, a base-promoted conversion of urea derivatives to carbamates has not been reported so far. Other bases gave only poor or no conversion (for details, see ESI, Scheme S1†). In the absence of KOtBu no conversion of **1a** was observed which indicates again that carbamate **4a** is a reaction intermediate. If hydrogen (5 bar) is used instead of the hydrogen donor isopropanol no conversion

a. Control experiments for the conversion of **1a**



b. Conversion of possible reaction intermediates **4a** and **5a** under standard conditions

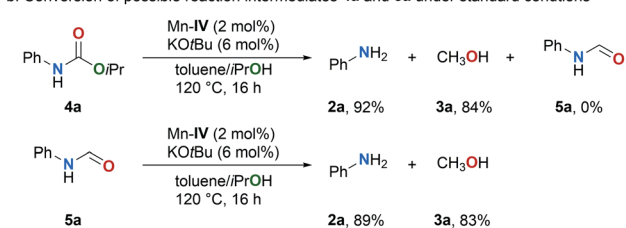


Fig. 3 Control experiments for the conversion of **1a** and possible intermediates **4a** and **5a**. ^a Result from Table 1, entry 8. ^b H₂ (5 bar) was used instead of iPrOH.



was achieved which supports that indeed a transfer hydrogenation takes place under the standard conditions. In addition, the reaction of the proposed intermediate **4a** under the standard reaction conditions, yields the corresponding amine **2a** and methanol (**3a**) in excellent yields of 92% and 84%, respectively (Fig. 3b). formanilide (**5a**) was proposed by Milstein as an intermediate in the hydrogenation of carbamates and urea derivatives.⁵² The Formamide **5a** was not observed under the standard conditions, but it was detected at lower base loading (4 mol% KO t Bu), temperature (110 °C) and short reaction time (3 h) by GC and GCMS (for details, see ESI, Fig. S6†). Intermediate **5a** was also successfully converted to **2a** and methanol (**3a**) under our standard conditions (Fig. 3b and ESI, Fig. S3†).

Considering these results and previous reports,^{36,48,52} we propose the catalytic cycle shown in Fig. 4. Initially, the precatalyst Mn-IV is deprotonated by KO t Bu to afford the complex Mn-IV-1. Subsequently, dehydrogenation of *i*PrOH by Mn-IV-1 leads to complex Mn-IV-2. Hydrogen transfer from complex Mn-IV-2 to the C=O group of the carbamate intermediate **4a** furnishes Mn-IV-3. The formation of **4a** from **1a** and *i*PrOH was demonstrated to be a catalytic process, and KO t Bu has been proven as an efficient catalyst for this reaction (see above). Elimination of *i*PrOH, from complex Mn-IV-3 leads to Mn-IV-4 by metal-ligand cooperation. The release of formamide **5a** regenerates catalyst Mn-IV-1. The reaction of **5a** with Mn-IV-2 gives complex Mn-IV-5, which eliminates the final product, amine **2** and Mn-IV-6. Finally, formaldehyde (**6**) can be reduced to methanol (**3a**).

Substrate scope of carbamates

Encouraged by these results, we sought to extend the substrate scope to carbamates **4** (Table 3). Thus, carbamates bearing heteroaromatic substituents **4b–4d** were successfully reduced to amines and methanol in excellent yields of up to 94% and 88%

Table 3 Scope of carbamates **4** for the manganese-catalyzed transfer hydrogenation^a

$\text{R}^1\text{N}(\text{R}^2)\text{C}(=\text{O})\text{OR}^3 \xrightarrow[\text{120 } ^\circ\text{C, 16 h}]{\text{Mn-IV (2 mol\%)} \text{ KO}t\text{Bu (6 mol\%)}} \text{R}^1\text{N}(\text{R}^2)\text{H} + \text{CH}_3\text{OH} + \text{R}^3\text{-OH}$	
4	2 + 3a + 3
4b 2a, 94%, 81% ^b 3a, 88%, 73% ^b	4c 2m, 77% ^c ; 3a, 71%
4d 2n, 79% ^c ; 3a, 72%	4e 2o, 80% ^c ; 3a, 74%
4f 2p, 73% ^c ; 3a, 69%	4g 2b, 75% ^c ; 3a, 67%
4h 2q, 61%; 3a, 55%	4i 2g, 83% ^c ; 3a, 76%
4k 2s, 57% ^c ; 3a, 48%	4j 2j, 63% ^c ; 3a, 58%
4l 2t, 63% ^c ; 3a, 59%	4m 2u, 60% ^c ; 3a, 54%
4n 2v, 68% ^c ; 3a, 60%	4o 2a, 79%; 3a, 68%; 3b, 62%
4p^d 2a, 89%; 3a, 75%; 3c, 63% ^c	4q^d 2a, 67%; 3a, 50%; 3d, 55% ^c

^a Reaction conditions: substrates **4b–4q** (0.5 mmol), Mn-IV (2 mol%), KO t Bu (6 mol%), toluene (1 mL), *i*PrOH (1 mL), 120 °C, 16 h. Yield was determined by GC using mesitylene as the internal standard.
^b 50 mmol **4b**, 30 h. ^c Isolated yield. ^d 140 °C, 16 h.

respectively. In an upscaling experiment 50 mmol of **4b** were converted to **2a** and methanol in 84% and 76%, respectively. Additionally, carbamates with different functional groups have been tested under standard conditions (for details, see ESI, Table S12†). Carbamates bearing aliphatic and benzylic substituents **4e–4h** were also converted to the desired products in yields up to 80%. The conversion of sterically more demanding disubstituted carbamates **4i–4n** also proceeded smoothly leading to the corresponding amines and methanol in yields up to 83% and 76%, respectively. Finally, we studied the reaction of carbamates with different alkoxy groups (**4o–4q**). The respective amines, alcohols and methanol were obtained in good yield even though in some cases the reaction temperature had to be increased to 140 °C.

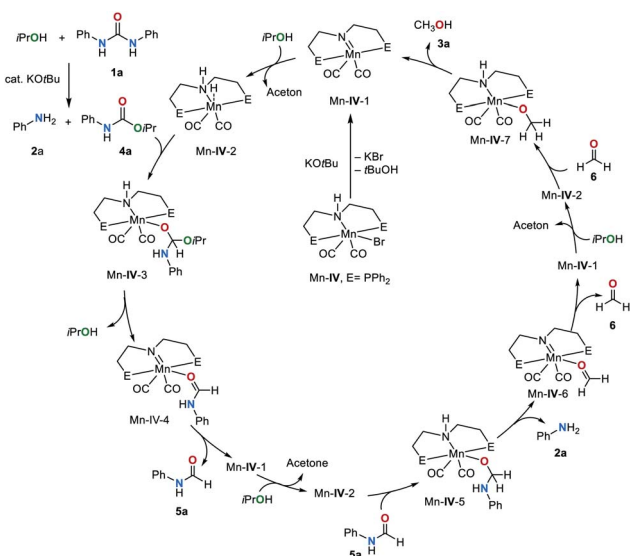
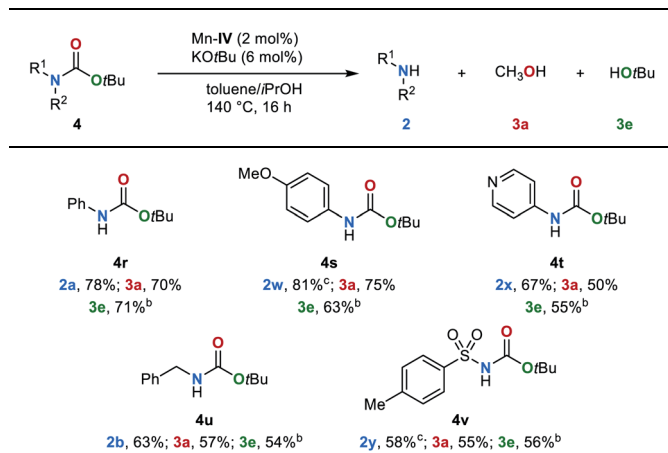


Fig. 4 Proposed mechanism for the transfer hydrogenation of urea derivatives by catalyst Mn-IV.



Table 4 Scope of the *N*-Boc deprotection by manganese-catalyzed transfer hydrogenation^a



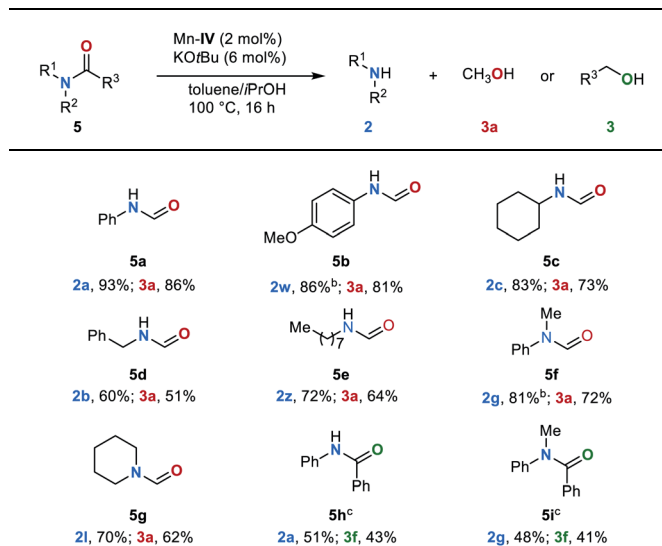
^a Reaction conditions: substrates **4r–4v** (0.5 mmol), Mn-IV (2 mol%), KOtBu (6 mol%), toluene (1 mL), iPrOH (1 mL), 140 °C, 16 h. The yield was determined by GC using mesitylene as the internal standard. ^b The yield was determined by ¹H-NMR using mesitylene as the internal standard. ^c Isolated yield.

The *tert*-butyloxycarbonyl protecting group (Boc) is frequently used in organic synthesis to protect amines as their corresponding carbamates. The Boc group is stable to nucleophilic reagents, hydrogenolysis and base hydrolysis. Traditional approaches for *N*-Boc deprotection are based on Brønsted acids.⁷⁷ We envisioned that our method might be suitable for the deprotection of *N*-Boc protected amines under transfer hydrogenation conditions. However, the reduction of *tert*-butyl phenylcarbamate (**4r**) gives low yields of the corresponding products under our standard conditions (for details, see ESI, Table S7†). To promote the reaction, we then evaluated the effect of temperature. By increasing the temperature to 140 °C good yields of aniline (**2a**), methanol (**3a**) and *tert*-butyl alcohol (**3e**) were observed (78%, 70% and 71%, respectively). Next, the scope for the conversion of *N*-Boc protected amines **4s–4v** was explored (Table 4). The desired amines were obtained in yields up to 81% indicating the feasibility of this alternative deprotection approach.

Substrate scope of amides

To the best of our knowledge, so far there is no precedence in the literature on C–N bond cleavage in amides *via* transfer hydrogenation. Encouraged by the above-mentioned observation of formamide **5a** as an intermediate of the reduction of urea derivative **1a** as well as the possibility of efficiently reducing **5a** to the corresponding amine **2a** and methanol under our standard conditions (Fig. 3b), the general potential of this reaction was evaluated. Various amides **5** in the presence of catalyst Mn-IV (2 mol%) and KOtBu (6 mol%) were converted (Table 5). Notably, in these cases a reaction temperature of 100 °C was sufficient (for details, see ESI, Table S6†). Aromatic formamides **5a** and **5b** gave excellent yields of 91% and 86%, respectively on the corresponding amine. The (cyclo-)aliphatic

Table 5 Scope of amides **5** for the manganese-catalyzed transfer hydrogenation^a



^a Reaction conditions: substrate **5a–5i** (0.5 mmol), Mn-IV (2 mol%), KOtBu (6 mol%), toluene (1 mL), iPrOH (1 mL), 100 °C, 12 h. The yield was determined by GC using mesitylene as the internal standard. ^b Isolated yield. ^c 120 °C, 12 h.

formamide derivatives **5c–5e** were successfully converted to the respective amines yielding the desired products in up to 73%, while the disubstituted formamides **5f** and **5g** gave the corresponding products in 81% and 72% yield. To further extend the substrate scope, we evaluated the reaction of benzanilide (**5h**) and *N*-methylphenyl benzamide (**5i**). Under our standard reaction conditions C–N bond cleavage also occurred, leading to the corresponding amines and benzyl alcohol (**3f**) in moderate yields up to 51%.

Recycling of polyurethanes to valuable products

Polyurethanes are the 6th most used class of polymers worldwide with an annual production of 18 million tons per year.⁷⁸ The application of polyurethanes ranges from foams, varnishes and adhesives to insulation materials. Notably, polyurethanes can also be prepared from CO₂.³⁴

In order to establish a circular economy, the development of new recycling methods is of particular interest. Most recently, Milstein *et al.* and Schaub *et al.* demonstrated that the hydrogenation of polyurethane is possible,^{79,80} and valuable chemicals such as diols, diamines and methanol can be obtained. Thus, this new strategy was extended to the transfer hydrogenation of polyurethanes (Fig. 5). Under the optimized reaction conditions (for details, see ESI, Table S8†), commercially available polyurethane **7a** was successfully reduced to the corresponding amine **8a**, diol **9a** and methanol in moderate yields of 65%, 52% and 47%, respectively. Furthermore, polyurethanes **7b** and **7c** were also depolymerized smoothly. In the case of the depolymerisation of **7b** the diamine **8b** and diol **9b** were obtained in isolated yields of 41 and 34%, respectively.





Fig. 5 First example on the transfer hydrogenation of polyurethanes **7** (0.5 mmol of substrate was used according to the repeating unit of polyurethanes). ^aMolecular weight could not be determined. ^bIsolated yield.

Conclusions

The reported method is a highly efficient transfer hydrogenation protocol for the reduction of amides, carbamates, urea derivatives and even polyurethane using a pincer catalyst based on earth-abundant manganese and catalytic amounts of KOtBu. This catalytic system allowed for the transfer hydrogenation of a variety of simple as well as highly substituted carbamate and urea derivatives in good to excellent yields. Thus, this method represents a facile possibility for the indirect reduction of CO₂. The conversion of carbamates was extended to *N*-Boc protected amines which highlights the potential use of transfer hydrogenation as an alternative method for the deprotection of *N*-Boc protected amines. Moreover, a polyurethane was successfully converted into valuable diols, amines and methanol. This represents a viable strategy for a circular plastic economy for polyurethane.

Data availability

The ESI include experimental detail, NMR data and HRMS data.

Author contributions

X. L. conceptualized and performed the investigations, analysed and validated the obtained data. He also wrote the first draft of the manuscript. T. W. supervised and conceptualized the project. He reviewed and edited the manuscript.

Conflicts of interest

There are no conflicts to declare.

Acknowledgements

Xin Liu is grateful for the financial support of the Chinese Scholarship Council (CSC, 201708530236). This work was conducted in the scope of the Leibniz Science Campus Phosphorus

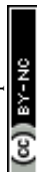
Research. We also thank Libo Yao, Dr Lars Longwitz, Dr Wu Li and Dr Duo Wei as well as Jan Tönjes for helpful discussions.

Notes and references

- P. Mäki-Arvela, J. Hájek, T. Salmi and D. Y. Murzin, *Appl. Catal., A*, 2005, **292**, 1–49.
- P. A. Dub and T. Ikariya, *ACS Catal.*, 2012, **2**, 1718–1741.
- A. M. Smith and R. Whyman, *Chem. Rev.*, 2014, **114**, 5477–5510.
- S. Werkmeister, K. Junge and M. Beller, *Org. Process Res. Dev.*, 2014, **18**, 289–302.
- D. Wang and D. Astruc, *Chem. Rev.*, 2015, **115**, 6621–6686.
- A. Volkov, F. Tinnis, T. Slagbrand, P. Trillo and H. Adolphsson, *Chem. Soc. Rev.*, 2016, **45**, 6685–6697.
- J. R. Cabrero-Antonino, R. Adam, V. Papa and M. Beller, *Nat. Commun.*, 2020, **11**, 1–18.
- S. Das, B. Join, K. Junge and M. Beller, *Chem. Commun.*, 2012, **48**, 2683–2685.
- S. Das, Y. Li, L. Q. Lu, K. Junge and M. Beller, *Chem.–Eur. J.*, 2016, **22**, 7050–7053.
- S. Das, Y. Li, C. Bornschein, S. Pisiewicz, K. Kiersch, D. Michalik, F. Gallou, K. Junge and M. Beller, *Angew. Chem., Int. Ed.*, 2015, **127**, 12566–12570.
- R. H. Morris, *Chem. Soc. Rev.*, 2009, **38**, 2282–2291.
- R. Malacea, R. Poli and E. Manoury, *Coord. Chem. Rev.*, 2010, **254**, 729–752.
- R. Langer, G. Leitus, Y. Ben-David and D. Milstein, *Angew. Chem., Int. Ed.*, 2011, **50**, 2120–2124.
- Y.-Y. Li, S.-L. Yu, W.-Y. Shen and J.-X. Gao, *Acc. Chem. Res.*, 2015, **48**, 2587–2598.
- J. W. Yang, M. T. Hechavarría Fonseca, N. Vignola and B. List, *Angew. Chem., Int. Ed.*, 2005, **44**, 108–110.
- X. Wu, J. Liu, X. Li, A. Zanotti-Gerosa, F. Hancock, D. Vinci, J. Ruan and J. Xiao, *Angew. Chem., Int. Ed.*, 2006, **45**, 6718–6722.
- S. Mazza, R. Scopelliti and X. Hu, *Organometallics*, 2015, **34**, 1538–1545.



- 18 X. Lan and T. Wang, *ACS Catal.*, 2020, **10**, 2764–2790.
- 19 J. Zhang, G. Leitus, Y. Ben-David and D. Milstein, *Angew. Chem., Int. Ed.*, 2006, **118**, 1131–1133.
- 20 L. A. Saudan, C. M. Saudan, C. Debieux and P. Wyss, *Angew. Chem., Int. Ed.*, 2007, **119**, 7617–7620.
- 21 R. A. Farrar-Tobar, B. Wozniak, A. Savini, S. Hinze, S. Tin and J. G. de Vries, *Angew. Chem., Int. Ed.*, 2019, **58**, 1129–1133.
- 22 S. E. Clapham, A. Hadzovic and R. H. Morris, *Coord. Chem. Rev.*, 2004, **248**, 2201–2237.
- 23 A. A. N. Magro, G. R. Eastham and D. J. Cole-Hamilton, *Chem. Commun.*, 2007, 3154–3156.
- 24 E. Balaraman, B. Gnanaprakasam, L. J. Shimon and D. Milstein, *J. Am. Chem. Soc.*, 2010, **132**, 16756–16758.
- 25 X. F. Liu, X. Y. Li, C. Qiao, H. C. Fu and L. N. He, *Angew. Chem., Int. Ed.*, 2017, **56**, 7425–7429.
- 26 X. Y. Mak, R. P. Ciccolini, J. M. Robinson, J. W. Tester and R. L. Danheiser, *J. Org. Chem.*, 2009, **74**, 9381–9387.
- 27 S. Bongarzone, A. Runser, C. Taddei, A. H. Dheere and A. Gee, *Chem. Commun.*, 2017, **53**, 5334–5337.
- 28 W. Schilling and S. Das, *ChemSusChem*, 2020, **13**, 6246–6258.
- 29 S. L. Peterson, S. M. Stucka and C. J. Dinsmore, *Org. Lett.*, 2010, **12**, 1340–1343.
- 30 R. Yousefi, T. J. Struble, J. L. Payne, M. Vishe, N. D. Schley and J. N. Johnston, *J. Am. Chem. Soc.*, 2018, **141**, 618–625.
- 31 M. Xu, A. R. Jupp, M. S. Ong, K. I. Burton, S. S. Chitnis and D. W. Stephan, *Angew. Chem., Int. Ed.*, 2019, **58**, 5707–5711.
- 32 F. Shi, Y. Deng, T. SiMa, J. Peng, Y. Gu and B. Qiao, *Angew. Chem., Int. Ed.*, 2003, **115**, 3379–3382.
- 33 A. Ion, V. Parvulescu, P. Jacobs and D. De Vos, *Green Chem.*, 2007, **9**, 158–161.
- 34 J. Langanke, A. Wolf, J. Hofmann, K. Böhm, M. Subhani, T. Müller, W. Leitner and C. Gürtler, *Green Chem.*, 2014, **16**, 1865–1870.
- 35 O. Ihata, Y. Kayaki and T. Ikariya, *Angew. Chem., Int. Ed.*, 2004, **116**, 735–737.
- 36 E. Balaraman, C. Gunanathan, J. Zhang, L. J. Shimon and D. Milstein, *Nat. Chem.*, 2011, **3**, 609–614.
- 37 L. Pauling, *J. Am. Chem. Soc.*, 1931, **53**, 1367–1400.
- 38 E. S. Eberhardt and R. T. Raines, *J. Am. Chem. Soc.*, 1994, **116**, 2149–2150.
- 39 D. Kaur, P. Sharma and P. V. Bharatam, *J. Mol. Struct.*, 2005, **757**, 149–153.
- 40 G. J. Kubas, *Chem. Rev.*, 2007, **107**, 4152–4205.
- 41 S. Das, S. Zhou, D. Addis, S. Enthaler, K. Junge and M. Beller, *Top. Catal.*, 2010, **53**, 979–984.
- 42 D. Addis, S. Das, K. Junge and M. Beller, *Angew. Chem., Int. Ed.*, 2011, **50**, 6004–6011.
- 43 A. Chardon, E. Morisset, J. Rouden and J. Blanchet, *Synthesis*, 2018, **50**, 984–997.
- 44 N. L. Lampland, M. Hovey, D. Mukherjee and A. D. Sadow, *ACS Catal.*, 2015, **5**, 4219–4226.
- 45 M. Magre, M. Szewczyk and M. Rueping, *Org. Lett.*, 2020, **22**, 3209–3214.
- 46 M. Ito, L. W. Koo, A. Himizu, C. Kobayashi, A. Sakaguchi and T. Ikariya, *Angew. Chem., Int. Ed.*, 2009, **48**, 1324–1327.
- 47 J. M. John, R. Loorthuraja, E. Antoniuk and S. H. Bergens, *Catal. Sci. Technol.*, 2015, **5**, 1181–1186.
- 48 E. Balaraman, Y. Ben-David and D. Milstein, *Angew. Chem., Int. Ed.*, 2011, **123**, 11906–11909.
- 49 T. Miura, I. E. Held, S. Oishi, M. Naruto and S. Saito, *Tetrahedron Lett.*, 2013, **54**, 2674–2678.
- 50 T. vom Stein, M. Meuresch, D. Limper, M. Schmitz, M. Hölscher, J. Coetzee, D. J. Cole-Hamilton, J. Klankermayer and W. Leitner, *J. Am. Chem. Soc.*, 2014, **136**, 13217–13225.
- 51 Y. Xie, P. Hu, Y. Ben-David and D. Milstein, *Angew. Chem., Int. Ed.*, 2019, **58**, 5105–5109.
- 52 U. K. Das, A. Kumar, Y. Ben-David, M. A. Iron and D. Milstein, *J. Am. Chem. Soc.*, 2019, **141**, 12962–12966.
- 53 G. Brieger and T. J. Nestruck, *Chem. Rev.*, 1974, **74**, 567–580.
- 54 C. Zheng and S.-L. You, *Chem. Soc. Rev.*, 2012, **41**, 2498–2518.
- 55 S. Hashiguchi, A. Fujii, J. Takehara, T. Ikariya and R. Noyori, *J. Am. Chem. Soc.*, 1995, **117**, 7562–7563.
- 56 G. Zhang and S. K. Hanson, *Chem. Commun.*, 2013, **49**, 10151–10153.
- 57 M. Perez, S. Elangovan, A. Spannenberg, K. Junge and M. Beller, *ChemSusChem*, 2017, **10**, 83–86.
- 58 S. H. Lee and G. I. Nikonov, *ChemCatChem*, 2015, **7**, 107–113.
- 59 A. Dubey and E. Khaskin, *ACS Catal.*, 2016, **6**, 3998–4002.
- 60 C. L. Oates, M. B. Widegren and M. L. Clarke, *Chem. Commun.*, 2020, **56**, 8635–8638.
- 61 S. Westhues, M. Meuresch and J. Klankermayer, *Angew. Chem., Int. Ed.*, 2016, **55**, 12841–12844.
- 62 Y. Pan, Z. Luo, X. Xu, H. Zhao, J. Han, L. Xu, Q. Fan and J. Xiao, *Adv. Synth. Catal.*, 2019, **361**, 3800–3806.
- 63 Y. Pan, Z. Luo, J. Han, X. Xu, C. Chen, H. Zhao, L. Xu, Q. Fan and J. Xiao, *Adv. Synth. Catal.*, 2019, **361**, 2301–2308.
- 64 X. Liu, J. G. de Vries and T. Werner, *Green Chem.*, 2019, **21**, 5248–5255.
- 65 X. Liu, L. Longwitz, B. Spiegelberg, J. Tönjes, T. Beweries and T. Werner, *ACS Catal.*, 2020, **10**, 13659–13667.
- 66 X. Liu and T. Werner, *Adv. Synth. Catal.*, 2021, **363**, 1096–1104.
- 67 S. Elangovan, C. Topf, S. Fischer, H. Jiao, A. Spannenberg, W. Baumann, R. Ludwig, K. Junge and M. Beller, *J. Am. Chem. Soc.*, 2016, **138**, 8809–8814.
- 68 S. Elangovan, J. Neumann, J.-B. Sortais, K. Junge, C. Darcel and M. Beller, *Nat. Commun.*, 2016, **7**, 1–8.
- 69 S. Fu, Z. Shao, Y. Wang and Q. Liu, *J. Am. Chem. Soc.*, 2017, **139**, 11941–11948.
- 70 A. Kaithal, L.-L. Gracia, C. m. Camp, E. A. Quadrelli and W. Leitner, *J. Am. Chem. Soc.*, 2019, **141**, 17487–17492.
- 71 Y. Wang, L. Zhu, Z. Shao, G. Li, Y. Lan and Q. Liu, *J. Am. Chem. Soc.*, 2019, **141**, 17337–17349.
- 72 J. C. Borghs, Y. Lebedev, M. Rueping and O. El-Sepelgy, *Org. Lett.*, 2018, **21**, 70–74.
- 73 A. Kaithal, M. Hölscher and W. Leitner, *Angew. Chem., Int. Ed.*, 2018, **57**, 13449–13453.
- 74 P. Wang, Y. Ma, S. Liu, F. Zhou, B. Yang and Y. Deng, *Green Chem.*, 2015, **17**, 3964–3971.
- 75 M. Peña-López, H. Neumann and M. Beller, *ChemSusChem*, 2016, **9**, 2233–2238.
- 76 Q. Li, P. Wang, S. Liu, Y. Fei and Y. Deng, *Green Chem.*, 2016, **18**, 6091–6098.



- 77 T. W. Greene and P. G. Wuts, *Protective groups in organic synthesis*, Wiley, 1999.
- 78 D. Simón, A. Borreguero, A. De Lucas and J. Rodríguez, *Waste Manage.*, 2018, **76**, 147–171.
- 79 A. Kumar, N. von Wolff, M. Rauch, Y.-Q. Zou, G. Shmul, Y. Ben-David, G. Leitus, L. Avram and D. Milstein, *J. Am. Chem. Soc.*, 2020, **142**, 14267–14275.
- 80 W. Zhou, P. Neumann, M. Al Batal, F. Rominger, A. S. K. Hashmi and T. Schaub, *ChemSusChem*, 2020, **13**, 1–6.

