

Cite this: *Chem. Sci.*, 2020, 11, 12316

All publication charges for this article have been paid for by the Royal Society of Chemistry

Iron-catalyzed α -C–H functionalization of π -bonds: cross-dehydrogenative coupling and mechanistic insights†

Yidong Wang,^{ID} Jin Zhu, Rui Guo, Haley Lindberg and Yi-Ming Wang^{ID}*

The deprotonation of propargylic C–H bonds for subsequent functionalization typically requires stoichiometric metal alkyl or amide reagents. In addition to the undesirable generation of stoichiometric metallic waste, these conditions limit the functional group compatibility and versatility of this functionalization strategy and often result in regioisomeric mixtures. In this article, we report the use of dicarbonyl cyclopentadienyliron(II) complexes for the generation of propargylic anion equivalents toward the direct electrophilic functionalization of propargylic C–H bonds under mild, catalytic conditions. This technology was applied to the direct conversion of C–H bonds to C–C bonds for the synthesis of several functionalized scaffolds through a one-pot cross dehydrogenative coupling reaction with tetrahydroisoquinoline and related privileged heterocyclic scaffolds. A series of NMR studies and deuterium-labelling experiments indicated that the deprotonation of the propargylic C–H bond was the rate-determining step when a Cp*Fe(CO)₂-based catalyst system was employed.

Received 14th September 2020

Accepted 16th October 2020

DOI: 10.1039/d0sc05091a

rsc.li/chemical-science

Introduction

Alkenes and alkynes are synthetically accessible and versatile starting materials for the preparation of stereochemically and functionally complex targets. In addition to a host of catalytic and stoichiometric transformations for hydrofunctionalization and difunctionalization of the C–C multiple bond,¹ the allylic and propargylic positions of alkenes and alkynes represent sites of increased chemical reactivity that serve as attractive targets for C–H functionalization processes.²

While several general approaches exist for allylic C–H functionalization, including addition of nucleophiles to electrophilic palladium complexes,³ Kharasch–Sosnovsky-type oxygenation catalysed by copper,⁴ and direct C–H insertions by rhodium carbenoids and nitrenoids,⁵ most of these technologies extend poorly to functionalization at the propargylic position of alkynes. As a result, there is a striking dearth of catalytic C–H functionalization processes applicable to the propargylic position compared to those applicable to allylic functionalization. To date, only a small collection of reactions have been developed for propargylic C–H functionalization, primarily through strategies that exploit radical intermediates⁶ or sigmatropic rearrangement reactions.⁷ Despite the

development of innovative approaches, these processes generally require the presence of directing groups on one or both substrates or are subject to challenges with respect to regioselectivity associated with intermolecular radical processes. Among the handful of methods available for functionalization of propargylic C–H bonds, ones that result in the formation of C–C bonds are particularly rare.^{6a,e,7a,b}

We were interested in developing a general strategy for α -functionalization that would apply to both alkenes and alkynes and specifically address the challenge of forging new C–C bonds. We considered employing π -activation as an underexplored tactic for C–H functionalization by using metal π -coordination to increase the acidity of neighbouring C–H bonds (Scheme 1A). The increased acidity is expected to enable the mild deprotonative cleavage of the C–H bond and subsequent functionalization at the allylic or propargylic site under functional group tolerant conditions. This strategy has been explored using stoichiometric transition metal complexes,⁸ and Zhang and co-workers have recently reported a similar approach in which bifunctional Au complexes were used for an intramolecular deprotonation at the propargylic position.⁹ We focused our attention on dicarbonylcyclopentadienyliron complexes,¹⁰ whose stoichiometric allylic C–H functionalization chemistry was first investigated by Rosenblum and co-workers,^{10b} as inexpensive and readily accessible scaffolds for catalytic propargylic and allylic C–H functionalization chemistry. We proposed a novel catalytic cycle (Scheme 1B) involving deprotonation of an alkyne–iron (or alkene–iron) π -complex **I** (step A), electrophilic functionalization of the resultant allenyl-iron (or allyliron) intermediate **II** (step B), and exchange of iron-

Department of Chemistry, University of Pittsburgh, Pittsburgh, Pennsylvania 15260, USA. E-mail: ym.wang@pitt.edu

† Electronic supplementary information (ESI) available: Data for new compounds, experimental procedures, and theoretical studies on mechanisms. CCDC 1909839 and 1909840. For ESI and crystallographic data in CIF or other electronic format see DOI: 10.1039/d0sc05091a





Scheme 1 Complexation-assisted deprotonation as an underexplored mode of propargylic activation.

complexed product **III** with starting alkyne (or alkene) to close the catalytic cycle (step C). In the initial system, we reported the coupling of alkynes and alkenes with carbonyl derivatives to form homopropargylic and homoallylic alcohols (Scheme 1C).¹¹ The hypothesized catalytic cycle was supported by the isolation and reactivity of the proposed allenyliron intermediate.

In this article, we report the development of a one-pot formal cross dehydrogenative coupling¹² of alkynes and alkenes with tetrahydroisoquinolines and related heterocyclic starting materials using iron-catalyzed α -C–H functionalization (Scheme 1D). Through the coupling of two fragments without pre-functionalization of either component, cross dehydrogenative strategies allow for the reaction of simple, readily available starting materials for the construction of complex structures. Consequently, our approach rapidly affords 1-alkylated tetrahydroisoquinoline and related products which serve as versatile building blocks for a number of natural products and bioactive compounds (Fig. 1).^{13–15} Notably, this strategy allowed for the clean formation of propargylic functionalization product without formation of the allenyl isomer, a side product that was previously observed when other organometallic species were used.¹⁶

To better understand the catalytic system, we conducted studies to elucidate the behaviour of the catalyst and mechanism of the transformation. It was found that the hindered and electron-rich pentamethylcyclopentadienyl (Cp^*)-based catalyst



Fig. 1 Natural products and bioactive compounds containing tetrahydroisoquinoline, piperidine, or dihydroisochroman ring systems.

provided superior results for the current process. We investigated the impact of the substituted Cp ligand on the three proposed steps of the catalytic cycle to gain insight into the ligand effect. Kinetic isotope and isotopic labelling experiments, combined with other mechanistic data, allowed us to identify the likely turnover-limiting step of the catalytic cycle. Finally, we investigated the regioselectivity for functionalization of unsymmetrically substituted dialkylacetylenes.

Results and discussion

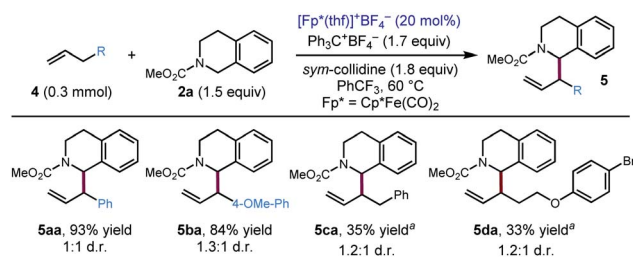
Initially, our investigation began with the reaction of 1-phenyl-1-propyne **1a** with N-CO₂Me tetrahydroisoquinolines (THIQs) **2a** as model coupling partners (Table 1). For generation of the tetrahydroisoquinolinium coupling partner, we chose

Table 1 Optimization of reaction conditions^a

Entry	Cp ^R	Base	Solvent	Yield ^b (%)
1	Cp [*]	TMPH	DCE	31
2	Cp [*]	PMP	DCE	Trace
3	Cp [*]	i-Pr ₂ NEt	DCE	Trace
4	Cp [*]	Pyridine	DCE	0
5	Cp [*]	2,6-Lutidine	DCE	34
6	Cp [*]	sym-Collidine	DCE	62
7	Cp	sym-Collidine	DCE	10
8	Cp ^{R1}	sym-Collidine	DCE	14
9	Cp ^{R2}	sym-Collidine	DCE	20
10	Cp [*]	sym-Collidine	CHCl ₃	60
11	Cp [*]	sym-Collidine	PhCl	70
12	Cp [*]	sym-Collidine	PhCF ₃	83
13 ^c	Cp [*]	sym-Collidine	PhCF ₃	77 (72 ^d)
14 ^e	Cp [*]	sym-Collidine	PhCF ₃	56

^a All reactions were carried out with **1a** (0.1 mmol), **2a** (1.5 equiv.), Ph₃C⁺BF₄⁻ (1.7 equiv.), base (1.8 equiv.) and 30 mol% of iron catalyst in solvent (0.5 mL). ^b NMR yield. ^c 20 mol% of iron catalyst. ^d Isolated yield. ^e 10 mol% iron catalyst. DCE = 1,2-dichloroethane. PMP = 1,2,2,6,6-pentamethylpiperidine. sym-Collidine = 2,4,6-collidine. Cp^{*} = pentamethylcyclopentadienyl. Cp^{R1} = 1,3-(*t*-Bu)₂cyclopentadienyl, Cp^{R2} = tetramethylcyclopentadienyl.





Scheme 3 Substrate scope for the coupling of olefins with **2a**. Standard conditions: **4** (0.3 mmol), **2a** (1.5 equiv.), $\text{Ph}_3\text{C}^+\text{BF}_4^-$ (1.7 equiv.), *sym*-collidine (1.8 equiv.), $[\text{Cp}^*\text{Fe}(\text{CO})_2(\text{thf})]^+\text{BF}_4^-$ (20 mol%), PhCF_3 (0.2 M), 60 °C, 48 h. $^{\text{a}}\text{Cp}^{\text{R1}}\text{Fe}(\text{CO})_2(\text{thf})\text{BF}_4$ (20 mol%) was used as the iron catalyst, PhCF_3 (0.3 M). $\text{Cp}^{\text{R1}} = 1,3\text{-}(t\text{-Bu})_2\text{cyclopentadienyl}$.

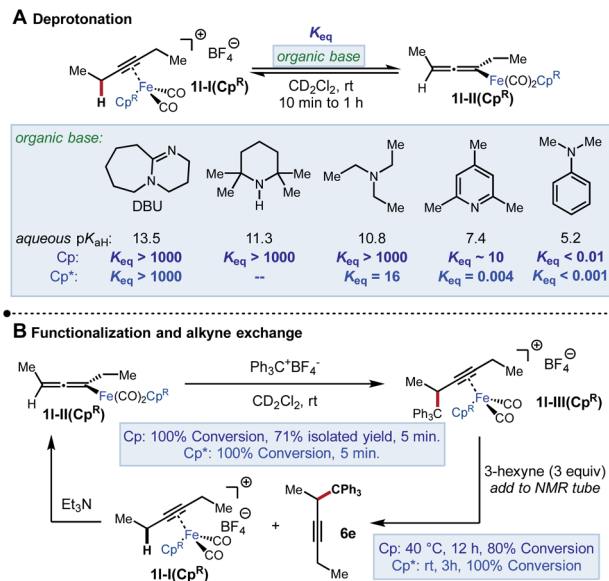
a transition metal catalysed reaction, a Rh/Ir dual catalytic photoredox system, reported to deliver 1-allylic tetrahydroisoquinolines with moderate to high branched/linear selectivity.¹⁷ Applying our optimized conditions to terminal olefins, we were pleased to find that our conditions resulted in allylic functionalization of these substrates to furnish the 1-allylic tetrahydroisoquinolines products with exclusive (>20 : 1) branched selectivity (Scheme 3). Notably, even unactivated olefins (**4c**, **4d**) delivered the coupling product in modest yield, while substrates with additional electronic activation (**4a**, **4b**) provided good to excellent yields of the coupling product.

Mechanistic studies

A mechanistic investigation was undertaken to gain a better understanding of the ligand effects involved, including the superior performance of catalysts based on Cp^* relative to Cp , as well as the relative rates of the steps of the catalytic cycle. Due to the formation of rotameric mixtures and the complications presented by the *in situ* generation of the tetrahydroisoquinolinium electrophiles, we elected to perform some of these investigations using $\text{Ph}_3\text{C}^+\text{BF}_4^-$ as a single component electrophile whose products are readily analysed by NMR spectroscopy.

Deprotonation step

We began our investigation by exploring the stoichiometric reactivity of the previously characterized Fp-alkyne complex **11-I(Cp)** ($[\text{CpFe}(\text{CO})_2(3\text{-hexyne})]^+[\text{BF}_4]^-$) (Scheme 4). Fp-alkyne complex **11-I(Cp)** was treated with a series of bases to determine upper and lower bounds for its acidity. Exposure of **11-I(Cp)** to a range of amines ($10 \leq \text{aq. p}K_{\text{aH}} \leq 14$) resulted in complete conversion to previously known σ -allenyliron complex **11-II(Cp)**. When deprotonation was attempted with 2,4,6-collidine, an unexpected and yet unidentified product was produced that precluded accurate determination of K_{eq} . However, when a base of similar strength, *N*-



Scheme 4 Stoichiometric NMR experiments using $[\text{CpFe}(\text{CO})_2(3\text{-hexyne})]^+\text{BF}_4^-$ and $[\text{Cp}^*\text{Fe}(\text{CO})_2(3\text{-hexyne})]^+\text{BF}_4^-$.

methylmorpholine ($\text{p}K_{\text{aH}}$ 7.6), was used in its place, an equilibrium constant $K_{\text{eq}} = 30$ was measured. Taken together, these data imply an approximate range of 6–7 for the $\text{p}K_{\text{a}}$ of **11-I(Cp)** (Scheme 4A).¹⁸

On the other hand, when we performed the same analysis using **11-I(Cp*)**, we found that this complex was more difficult to deprotonate, both kinetically and thermodynamically. For instance, while complete deprotonation of **11-I(Cp)** was achieved in <5 min using Et_3N , the deprotonation of **11-I(Cp*)** took approximately 1 h to approach a constant composition corresponding to an equilibrium constant $K_{\text{eq}} = 16$, as measured by ^1H NMR spectroscopy. Moreover, deprotonation by 2,4,6-collidine was found to reach an unfavourable position of equilibrium ($K_{\text{eq}} = 0.004$) over the same timescale of about 1 h. The equilibrium constant for the deprotonation of **11-I(Cp*)** by TMPH could not be determined, as equilibrium was not reached even after 24 h, by which time the NMR sample had started to undergo decomposition. Taken together, we estimate **11-I(Cp*)** have an approximate $\text{p}K_{\text{a}}$ range of 9–10 (*i.e.*, about 3 $\text{p}K_{\text{a}}$ units less acidic than **11-I(Cp)**). The difference in thermodynamic acidity between these species is comparable to the differences in acidities between Cp - and Cp^* -ligated transition metal hydride complexes (2 to 5 $\text{p}K_{\text{a}}$ units).¹⁹

Electrophilic functionalization step

Next, the reaction of **11-II(Cp)** with the electrophile $\text{Ph}_3\text{C}^+\text{BF}_4^-$ was studied (Scheme 4B). This reaction was found to give **11-III(Cp)** cleanly and rapidly (100% conversion, >90% NMR yield, 71% isolated yield in 5 min). A similar rapid reaction was observed when **11-II(Cp*)** was subjected to the same



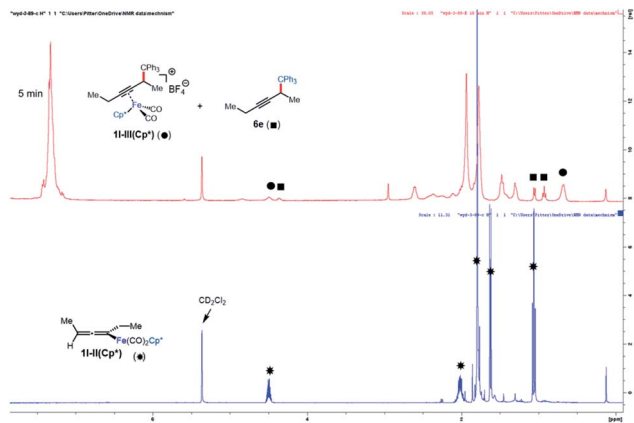


Fig. 2 NMR study of functionalization with Cp* as the supporting ligand.

conditions. However, in this case, the iron-bound functionalization product **11-III(Cp*)** could only be observed by NMR, and a portion of **11-III(Cp*)** was found to undergo decoordination in 5 minutes at room temperature to release the organic product **6e** (Fig. 2). The same stoichiometric functionalization experiments were repeated using the *N*-methoxycarbonyl tetrahydroisoquinolinium as the electrophile. It was found that **11-II(Cp)** and **11-II(Cp*)** were consumed within 10 min and 5 min, respectively (see the ESI†). These experiments indicate that regardless of electrophile and ligand, the reaction of allenyliron complexes **II** with the electrophilic reagent takes place rapidly.

Alkyne exchange step

This system was selected for further NMR study of the alkyne exchange step. Consistent with the stability of **11-III(Cp)**, the addition of 3-hexyne (3 equiv.) to a solution of this complex at room temperature resulted in no observable alkyne exchange over 1 h. However, heating a solution of **11-III(Cp)** and 3-hexyne (3 equiv.) at 40 °C for 12 h resulted in the release of functionalization product **6e** in 80% conversion by NMR, and the regeneration of **11-I(Cp)** was observed.^{10b} In stark contrast to the sluggish alkyne exchange for **11-III(Cp)**, a solution of *in situ* generated **11-III(Cp*)** and 3-hexyne (3 equiv.) was found to undergo complete alkyne exchange over 3 h at room temperature (Fig. 3). The faster exchange by the Cp*-based catalyst, combined with the release of the organic product (**6e**) even in the absence of added alkyne (Fig. 2), suggests that exchange may proceed through a dissociative mechanism, which is facilitated by the sterically hindered and electron-donating ligand.

Overall implications

Taken as a whole, these results suggest that while exchange of the alkyne is challenging in the case of catalysts derived from Cp and may be turnover-limiting, the alkyne exchange takes place with much greater facility in the case of catalysts derived from Cp*. This difference may play a role in the superior

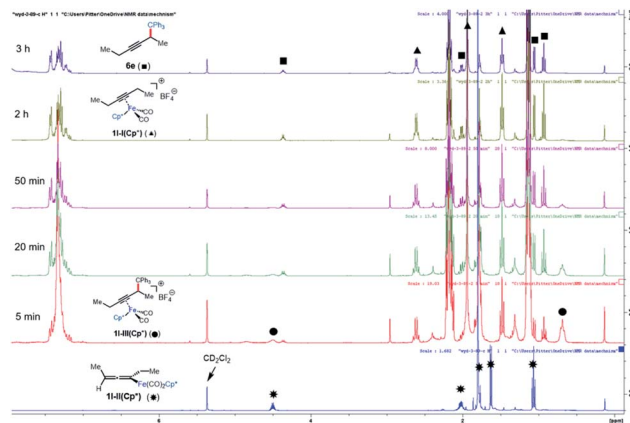


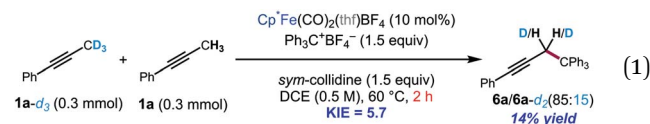
Fig. 3 NMR study of functionalization and alkyne exchange with Cp* as the supporting ligand.

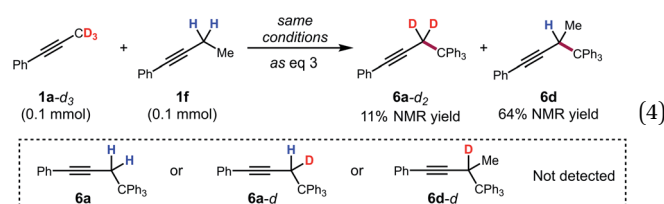
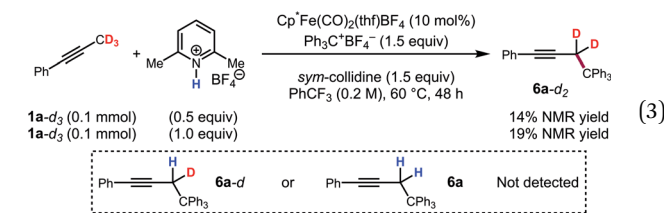
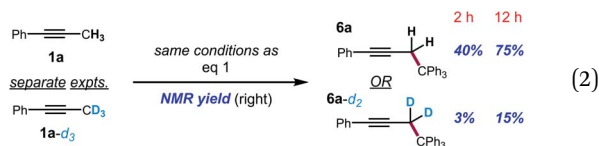
performance of the Cp*-derived catalyst. On the other hand, the deprotonation step is more challenging in both a thermodynamic and kinetic sense for the Cp*-derived catalyst, and our observations suggest that this step may be turnover-limiting for these electron-rich complexes. To obtain some additional evidence of this, kinetic isotope effect and deuterium labelling experiments were performed.

Kinetic isotope effect and labelling studies

The kinetic isotope effect was studied using **1a** and its methyl-deuterated isotopologue (**1a-d₃**). An experiment by intermolecular competition yielded a k_H/k_D of 5.7 (eqn (1)). Moreover, reactions of **1a** and **1a-d₃** conducted in parallel indicated significantly slower formation of functionalization product for the deuterated substrate, although precise measurement of the rate constants was hampered by formation of side products in the case of **1a-d₃** (eqn (2)). Nevertheless, the results of these experiments strongly suggest that deprotonation is in fact the turnover-limiting step of the catalytic cycle.

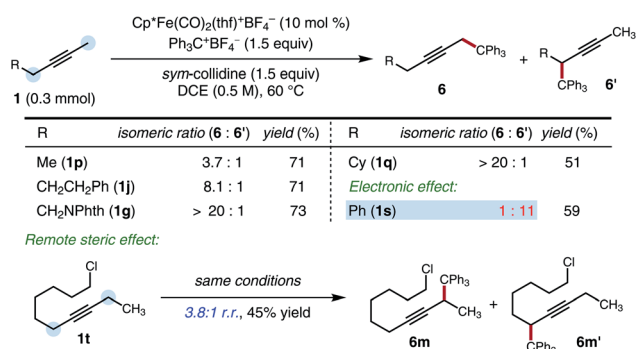
To further support this conclusion, isotope wash-in experiments were performed in which a proton source, collidinium tetrafluoroborate, was added to catalytic tritylation reactions of **1a-d₃**. When the product was isolated, only **6a-d₂** was observed. In particular, there was no evidence of the incorporation of protium at the propargylic position (eqn (3)). Finally, an isotope crossover experiment was conducted with alkynes **1a-d₃** and **1f** in one pot to deliver the **6a-d₂** and **6d**, respectively. In line with expectations, no isotope crossover products were detected (eqn (4)). In summary, these results are consistent with rapid electrophilic functionalization that renders the deprotonation step irreversible.





Regioselectivity

Given the evidence in support of deprotonation as an irreversible step, we conducted studies of the regioselectivity of functionalization for unsymmetrically substituted alkyne starting materials. The observed selectivities provided insights into the relative kinetic acidities of the two possible sites of deprotonation (Scheme 5). A methyl group and an ethyl group could be distinguished with useful levels of selectivity (**1p**, 3.7 : 1 r.r.). The selectivity could be increased when the hindered substituents were introduced at either the α , β or γ positions (**1q**, **1g**, **1j**, 8.1 : 1 to >20 : 1 r.r.). However, electronic effects also impact regioselectivity, and an anion-stabilizing group (benzyl) was functionalized in preference to an unhindered group (methyl), overriding the steric preference (**1s**, 1 : 11 r.r.). Interestingly,



Scheme 5 Regioselectivity studies. Standard conditions: **1** (0.30 mmol), Ph₃C⁺BF₄⁻ (1.5 equiv.), sym-collidine (1.5 equiv.), [Cp*Fe(CO)₂(thf)]⁺BF₄⁻ (10 mol%), DCE (0.5 M), 60 °C, 48 h. NPhth = phthalimide.

even an ethyl group and a 6-chlorohexyl group could be distinguished with useful levels of selectivity (**1t**, 3.8 : 1 r.r.).

Conclusions

In summary, we report the development of a two-step, one-pot cross dehydrogenative coupling of alkynes and alkenes with tetrahydroisoquinolines and related heterocyclic starting materials using iron-catalyzed α -C-H functionalization. This strategy allowed for the clean formation of propargylic functionalization product without formation of the allenyl isomer as a side product. Mechanistic studies using stoichiometric NMR experiments, kinetic isotope effect studies, and deuterium-labelling experiments revealed the deprotonation of α -position of alkynes to be the rate-determining step when a Cp*-based iron catalyst was employed. Based on these insights, further efforts to improve catalyst performance are ongoing and will be reported in due course.

Conflicts of interest

There are no conflicts to declare.

Acknowledgements

We gratefully acknowledge startup support from the University of Pittsburgh. We thank Professors Scott Nelson and Xinyu Liu for the sharing of laboratory resources with the Wang group. We thank Austin Durham for proofreading of the manuscript. We would like to acknowledge Professors Dean Toste (Berkeley) and Paul Floreancig (Pitt) for helpful discussions.

Notes and references

- Selected books and reviews on the functionalization of alkynes and alkenes by π activation: (a) *Modern Alkyne Chemistry*, ed. C.-J. Li and B. M. Trost, Wiley, Weinheim, 2015; (b) F. Alonso, I. P. Beletskaya and M. Yus, *Chem. Rev.*, 2004, **104**, 3079; (c) E. Jiménez-Núñez and A. M. Echavarren, *Chem. Rev.*, 2008, **108**, 3326; (d) A. S. K. Hashmi, *Angew. Chem., Int. Ed.*, 2010, **49**, 5232; (e) X. Zeng, *Chem. Rev.*, 2013, **113**, 6864; (f) R. Dorel and A. M. Echavarren, *Chem. Rev.*, 2015, **115**, 9028; (g) D. Qian and J. Zhang, *Chem. Soc. Rev.*, 2015, **44**, 677; (h) C. Lin and L. Shen, *ChemCatChem*, 2019, **11**, 961.
- For C-H functionalization: (a) L. Ilies, S. Asako and E. Nakamura, *J. Am. Chem. Soc.*, 2011, **133**, 7672; (b) R. Shang, L. Ilies, A. Matsumoto and E. Nakamura, *J. Am. Chem. Soc.*, 2013, **135**, 6030; (c) M. Sekine, L. Ilies and E. Nakamura, *Org. Lett.*, 2013, **15**, 714; (d) R. Breslow and S. H. Gellman, *J. Chem. Soc., Chem. Commun.*, 1982, 1400; (e) M. S. Chen and M. C. White, *Science*, 2007, **318**, 783; (f) E. T. Hennessy and T. A. Betley, *Science*, 2013, **340**, 591; (g) A. Sharma and J. F. Hartwig, *Nature*, 2015, **517**, 600; (h) W. N. Oloo and L. Que, Jr., *Acc. Chem. Res.*, 2015, **48**, 2612; (i) J. R. Griffin, C. I. Wendell, J. A. Garwin and M. C. White, *J. Am. Chem. Soc.*, 2017, **139**, 13624; (j) S. Tnabe,



- H. Mitsunuma and M. Kanai, *J. Am. Chem. Soc.*, 2020, **142**, 12374.
- 3 (a) G. Liu and Y. Wu, *Top. Curr. Chem.*, 2010, **292**, 195; (b) F. Liron, J. Oble, M. M. Lorion and G. Poli, *Eur. J. Org. Chem.*, 2014, 5863; (c) P.-S. Wang, M.-L. Shen, T.-C. Wang, H.-C. Lin and L.-Z. Gong, *Angew. Chem., Int. Ed.*, 2017, **56**, 16032. Report of differential outcome of allylic and propargylic systems: (d) T. Jiang, X. Quan, C. Zhu, P. G. Andersson and J.-E. Bäckvall, *Angew. Chem., Int. Ed.*, 2016, **55**, 5824; (e) T. M. Locascio and J. A. Tunge, *Chem.–Eur. J.*, 2016, **22**, 18140.
- 4 (a) L. P. Jacques, S. Gunther and B. Carsten, *Transition Metals for Organic Synthesis*, ed. M. Beller, and C. Bolm, 2004, vol. 2, p. 256. Sporadic reports of application to propargylic systems: (b) H. Kropf, R. Schröder and R. Fölsing, *Synthesis*, 1977, 894; (c) J. S. Clark, K. F. Tolhurst, M. Taylor and S. Swallow, *Tetrahedron Lett.*, 1998, **39**, 4913; (d) L. X. Alvarez, M. L. Christ and A. B. Sorokin, *Appl. Catal., A*, 2007, **325**, 303; (e) C. C. Black and A. E. V. Gorden, *Tetrahedron Lett.*, 2018, **59**, 803.
- 5 M. P. Doyle, R. Duffy, M. Ratnikov and L. Zhou, *Chem. Rev.*, 2010, **110**, 704.
- 6 (a) D. Cheng and W. Bao, *J. Org. Chem.*, 2008, **73**, 6881; (b) T. Wang, W. Zhou, H. Yin, J.-A. Ma and N. Jiao, *Angew. Chem., Int. Ed.*, 2012, **51**, 10823; (c) R. D. Grigg, J. W. Rigoli, S. D. Pearce and J. M. Schomaker, *Org. Lett.*, 2012, **14**, 280; (d) H. Lu, C. Li, H. Jiang, C. L. Lizardi and X. P. Zhang, *Angew. Chem., Int. Ed.*, 2014, **53**, 7028; (e) D. Cheng, X. Zhou, X. Xu and J. Yan, *RSC Adv.*, 2016, **6**, 52459; (f) M. Ju, E. E. Zerull, J. M. Roberts, M. Huang, I. A. Guzei and J. M. Schomaker, *J. Am. Chem. Soc.*, 2020, **142**, 12930.
- 7 (a) J. A. Fernandez-Salas, A. J. Eberhart and D. Procter, *J. Am. Chem. Soc.*, 2016, **138**, 790; (b) G. Hu, J. Xu and P. Li, *Org. Chem. Front.*, 2018, **5**, 2167 Application to allylic systems: (c) L. Bayeh and U. K. Tambar, *ACS Catal.*, 2017, **7**, 8533.
- 8 For a similar strategy applied to alkenyl C–H functionalization, see: (a) J. M. Schomaker, W. C. Boyd, I. C. Stewart, F. D. Toste and R. G. Bergman, *J. Am. Chem. Soc.*, 2008, **130**, 3777; (b) W. C. Boyd, M. R. Crimmin, L. E. Rosebrugh, J. M. Schomaker, R. G. Bergman and F. D. Toste, *J. Am. Chem. Soc.*, 2010, **132**, 16365; (c) C. Zhao, F. D. Toste and R. G. Bergman, *J. Am. Chem. Soc.*, 2011, **133**, 10787; (d) C. Zhao, M. R. Crimmin, F. D. Toste and R. G. Bergman, *Acc. Chem. Res.*, 2014, **47**, 517. For the reversed-polarity strategy of stabilizing propargylic cations, see: (e) K. M. Nicholas, *Acc. Chem. Res.*, 1987, **20**, 207.
- 9 (a) Z. Wang, Y. Wang and L. Zhang, *J. Am. Chem. Soc.*, 2014, **136**, 8887; (b) T. Li and L. Zhang, *J. Am. Chem. Soc.*, 2018, **140**, 17439.
- 10 (a) M. Rosenblum, *Acc. Chem. Res.*, 1974, **7**, 122; (b) A. Cutler, D. Ehntholt, P. Lennon, K. Nicholas, D. F. Marten, M. Madhavarao, S. Raghu, A. Rosan and M. Rosenblum, *J. Am. Chem. Soc.*, 1975, **97**, 3149; (c) A. Cutler, D. Ehntholt, W. P. Giering, P. Lennon, S. Raghu, A. Rosan, M. Rosenblum, J. Tancredi and D. Wells, *J. Am. Chem. Soc.*, 1976, **98**, 3495; (d) S. Jiang, G. E. Agoston, T. Chen, M.-P. Cabal and E. Turos, *Organometallics*, 1995, **14**, 4697. Previous work on alkyne complexes: (e) D. L. Reger, C. J. Coleman and P. J. McElligott, *J. Organomet. Chem.*, 1979, **171**, 73; (f) M. Akita, S. Kakuta, S. Sugimoto, M. Terada, M. Tanaka and Y. Moro-oka, *Organometallics*, 2001, **20**, 2736; (g) M. Rosenblum and J. C. Watkins, *J. Am. Chem. Soc.*, 1990, **112**, 6316; (h) M. D. Redlich, M. F. Mayer and M. M. Hossain, *Aldrichimica Acta*, 2003, **36**, 3; (i) D. L. Reger and P. J. McElligott, *J. Am. Chem. Soc.*, 1980, **102**, 5923.
- 11 (a) Y. Wang, J. Zhu, A. C. Durham, H. Lindberg and Y.-M. Wang, *J. Am. Chem. Soc.*, 2019, **141**, 19594; (b) A. C. Durham, Y. Wang and Y.-M. Wang, *Synlett*, 2020, **31**, DOI: 10.1055/s-0040-1707271.
- 12 For reviews on CDC reactions, see: (a) C. J. Li, *Acc. Chem. Res.*, 2009, **42**, 335; (b) W. J. Yoo and C. J. Li, *Top. Curr. Chem.*, 2010, **292**, 281; (c) C. J. Scheuermann, *Chem.–Asian J.*, 2010, **5**, 436; (d) M. Klussmann and D. Sureshkumar, *Synthesis*, 2011, 353; (e) C. S. Yeung and V. M. Dong, *Chem. Rev.*, 2011, **111**, 1215. For examples: (f) Z. Li and C. J. Li, *J. Am. Chem. Soc.*, 2004, **126**, 11810; (g) Z. Li and C. J. Li, *J. Am. Chem. Soc.*, 2005, **127**, 3672; (h) Y. Zhang and C. J. Li, *Angew. Chem., Int. Ed.*, 2006, **45**, 1949; (i) Y. Zhang and C. J. Li, *J. Am. Chem. Soc.*, 2006, **128**, 4242; (j) Z. Meng, S. Sun, H. Yuan, H. Lou and L. Liu, *Angew. Chem., Int. Ed.*, 2014, **53**, 543; (k) P.-S. Gao, X.-J. Weng, Z.-H. Wang, C. Zheng, B. Sun, Z.-H. Chen, S.-L. You and T.-S. Mei, *Angew. Chem., Int. Ed.*, 2020, **59**, 15254.
- 13 (a) L. J. Cass and W. S. Frederik, *Am. J. Med. Sci.*, 1963, **246**, 550; (b) M. Shamma and J. L. Moniot, *The Isoquinoline Alkaloids*, Academic Press, New York and London, 1972; (c) K. T. Wanner, I. Praschak, G. Höfner and H. Beer, *Arch. Pharm.*, 1996, **329**, 11; (d) L. F. Tietze, N. Rackelmann and I. Müller, *Chem.–Eur. J.*, 2004, **10**, 2722; (e) M. E. Welsch, S. A. Snyder and B. R. Stockwell, *Curr. Opin. Chem. Biol.*, 2010, **14**, 347; (f) I. P. Singh and P. Shah, *Expert Opin. Ther. Pat.*, 2016, **27**, 17; (g) Z. Xie, L. Liu, W. Chen, H. Zheng, Q. Xu, H. Yuan and H. Lou, *Angew. Chem., Int. Ed.*, 2014, **53**, 390.
- 14 (a) D. O'Hagan, *Nat. Prod. Rep.*, 2000, **17**, 435; (b) X. Liu, Z. Meng, C. Li, H. Lou and L. Liu, *Angew. Chem., Int. Ed.*, 2015, **54**, 6012; (c) G. Wang, Y. Mao and L. Liu, *Org. Lett.*, 2016, **18**, 6476.
- 15 (a) J. Xu, J. Kjer, J. Sendker, V. Wray, H. Guan, R. Edrada, W. E. G. Müller, M. Bayer, W. Lin, J. Wu and P. Proksch, *Bioorg. Med. Chem.*, 2009, **17**, 7362; (b) M. Braun and W. Kotter, *Angew. Chem., Int. Ed.*, 2004, **43**, 514; (c) W. Chen, Z. Xie, H. Zheng, H. Lou and L. Liu, *Org. Lett.*, 2014, **16**, 5988.
- 16 S. Agarwal, O. Kataeva, U. Schmidt and H.-J. Knölker, *RSC Adv.*, 2013, **3**, 1089.
- 17 J. Zheng and B. Breit, *Angew. Chem., Int. Ed.*, 2019, **58**, 3392.
- 18 Measurement of equilibrium constants were conducted in CD₂Cl₂ because **1a-I(Cp)** reacted with standard solvents for pK_a measurements, including CD₃CN, THF-*d*₈, and (CD₃)₂SO.
- 19 For a detailed discussion on acidity trends for metal hydride complexes, see: (a) R. H. Morris, *J. Am. Chem. Soc.*, 2014, **136**, 1948; (b) R. H. Morris, *Chem. Rev.*, 2016, **116**, 8588.

