

Cite this: *Chem. Sci.*, 2020, **11**, 16

All publication charges for this article have been paid for by the Royal Society of Chemistry

Received 30th August 2019
Accepted 19th October 2019

DOI: 10.1039/c9sc04363b

rsc.li/chemical-science

Current advances in tin cluster chemistry

Bertram Peters,[†] Niels Lichtenberger,[†] Eike Dornsiepen[†] and Stefanie Dehnen[†]*

This perspective summarizes highlights and most recent advances in tin cluster chemistry, thereby addressing the whole diversity of (mostly) discrete units containing tin atoms. Although being a (semi-) metallic element, tin is in the position to occur both in formally positive or negative oxidation states in these molecules, which causes a broad range of fundamentally different properties of the corresponding compounds. Tin(IV) compounds are not as oxophilic and not as prone to hydrolysis as related Si or Ge compounds, hence allowing for easier handling and potential application. Nevertheless, their reactivity is high due to an overall reduction of bond energies, which makes tin clusters interesting candidates for functional compounds. Beside aspects that point towards bioactivity or even medical applications, materials composed of naked or ligand-protected tin clusters, with or without bridging ligands, show interesting optical, and ion/molecule-trapping properties.

1. Introduction

According to the element tin's broad range of accessible oxidation states (+IV through -I), compounds of this main group element are multi-variant regarding structures, bonding

modes, and reactivities.¹ For organotin compounds, for instance, it is well-known that subtle changes of ligand types and numbers greatly affect bioactivity and toxicity, with mono-organotin species being relatively benign with respect to tin compounds with more than one organic ligand.²⁻⁵ Inorganic tin compounds, like tin chalcogenides, on the other hand, are semiconductors and significantly less harmful regarding their biological impact.^{6,7} Hence, investigations of tin compounds can be found in essentially all fields of chemical science.

Fachbereich Chemie, Wissenschaftliches Zentrum für Materialwissenschaften (WZMW), Philipps-Universität Marburg, Hans-Meerwein-Straße 4, D-35043 Marburg, Germany. E-mail: dehnen@chemie.uni-marburg.de

[†] These authors contributed equally.



Bertram Peters received his BSc in 2014 and his MSc in 2016 from Philipps University of Marburg, the latter with a thesis on the reactivity of sulfidometalates in ionic liquids under the supervision of Stefanie Dehnen. Currently, he is a doctoral research fellow in the Dehnen group, on a project dealing with ionothermal syntheses of chalcogenidometalates.



Dr Niels Lichtenberger obtained his master's degree in Chemistry from the Philipps-Universität Marburg. He finished his doctoral studies in 2018 under the supervision of Stefanie Dehnen and currently works as a postdoctoral researcher in her group. His research concentrates on the formation, geometric and electronic structures of binary and ternary intermetallic and heterometallic clusters of heavy group 13, group 15 (semi)metals in combination with d-block and f-block elements. During his graduate studies, he was supported by a PhD scholarship from the Marburg University Research Academy (MARA). In 2018, he received a scholarship from the Deutscher Akademischer Austauschdienst (DAAD) to join the group of Dr Stosh Kozimor at the Los Alamos National Laboratory (NM, USA) to further develop the field of intermetallic clusters with actinide ions.



Currently, one of the most rapidly developing families of tin compounds to be obtained and analyzed in condensed phase are clusters, with their correspondingly wide range of properties. While some of the clusters give answers to fundamental aspects of chemical bonding and inorganic reaction pathways or even mechanisms, others point to new opportunities for nonlinear optics or semiconductor technologies. Clusters with organic ligands furthermore allow for fine-tuning of the biological activity of tin compounds through alterations of the organic moieties.^{4,8–11}

This perspective article intends to highlight some of the most impressive results reported in this context in recent years and to point towards future developments. For addressing clusters with tin in its highest oxidation states as well as clusters with tin in its lowest oxidation states, the following sections will focus on (i) ligand-free chalcogenido stannate(-metalate) clusters, (ii) organotin(-metal) chalcogenide clusters, and (iii) tin-containing Zintl-type and related clusters. All three types of compounds are prepared from fundamentally different starting materials that typically differ in the oxidation state of the tin atoms. While this choice determines the general type of

reaction product, an accurate prediction of reaction products is still almost impossible in cluster chemistry. Yet, upon surveying the field, one recognizes common patterns in structures and bonding, which allows to understand more about these compounds, their formation and their properties. In the meantime, there exist well-established synthesis protocols for reproducible cluster syntheses, indicating that these clearly developed away from purely black-box chemistry.

Without going too much into details of synthesis procedures that can be found elsewhere,^{12–17} structural, chemical, and physical properties of the selected examples of tin clusters will be named, illustrating the breadth and beauty of this area of research, and also pointing to possible implications of this field for inorganic, organoelement, and materials chemistry.

2. Chalcogenido stannate and metalate clusters

Chalcogenido stannate clusters can be understood as heavier homologues of molecular silicate anions, yet with notable



Dr Eike Dornsiepen obtained his master's degree in Chemistry from the Philipps-Universität Marburg. He finished his doctoral studies in 2019 under the supervision of Stefanie Dehnen and currently works as a postdoctoral researcher in her group. He has been and is currently supported by the German Research Society (Deutsche Forschungsgemeinschaft, DFG) within the framework of

the Graduate School GRK 1782 and the Collaborative Research Center SFB 1083. His research focuses on organotin chalcogenide clusters and their ternary derivatives, especially with particular emphasis on their nonlinear optical properties.



Stefanie Dehnen obtained her diploma in 1993 and her doctoral degree in 1996 from the University of Karlsruhe (now KIT) under the supervision of Dieter Fenske. After a post-doctoral stay with Reinhart Ahlrichs (1997) she completed her Habilitation in Inorganic Chemistry in 2004. In the same year, she was awarded the Wöhler Young Scientists Award from the German Chemical

Society (GDCh). As of 2006, she is Full Professor of Inorganic Chemistry and Director of the Scientific Center of Materials Science (Executive Director from 2012–2014) at Philipps-Universität Marburg. She is currently an elected member of the Board of GDCh, and the chairperson of the Division for Inorganic Chemistry (Wöhler-Vereinigung für Anorganische Chemie) at GDCh. She is spokesperson of the review board for molecular chemistry of the German Research Foundation (Deutsche Forschungsgemeinschaft, DFG). In 2016, she has been elected full members of Göttingen Academy of Sciences and Humanity (Akademie der Wissenschaften zu Göttingen) and Academy of Sciences and Literature, Mainz (Akademie der Wissenschaften und der Literatur Mainz), and in 2019, she has been elected full member of the European Academy of Sciences (EurASc). In 2018, she was awarded the Philipps-Universität Marburg Award for Support of Women in Science. Her current research interests comprise synthesis, formation mechanisms, stability, reactivity, and physical properties of compounds and materials with binary and ternary chalcogenidometalate anions, organotetrel chalcogenide compounds, binary Zintl anions and ternary intermetallic clusters.



structural differences from these as a consequence of larger ionic radii and longer bonds, and with smaller HOMO–LUMO gaps that cause different (photo-)physical properties. The expansion of the clusters' compositions towards ternary chalcogenido metalate clusters resembles the step from silicates to metalate-silicates, such as zeolites, with similar differences as indicated above, and the additional difference that zeolites never form discrete molecular clusters.

Wet-chemical, solvothermal and flux processes belong to traditional cluster synthesis methods that have been known for several decades.^{12–17} Employed in chalcogenido stannate chemistry, they provide access to various cluster motifs in tetrahedral topologies, commonly known as *Tn*-type or *Pn*-type clusters.¹⁸ *Tn* ($n = 1–6$) denotes supertetrahedral fragments of the sphalerite-type structure with n “layers” of simple (T1-type) tetrahedra $\{XY_4\}$ being connected *via* corner-sharing. The smallest member of the penta-tetrahedral (*Pn*, $n = 1, 2$) family, P1, is based on an “inverse” T1 unit $\{YX_4\}$, with its faces capped by four “normal” T1 units $\{XY_4\}$. A vast number of open framework structures in different topologies have been reported, in which supertetrahedral clusters of the same or of different types are linked to form materials with photocatalytic or strong luminescent properties, or ion exchange capabilities.^{18–20} Isolated, ligand-free clusters, in contrast, have remained rare. Two T3-type clusters $[M_5Sn_5S_{20}]^{10-}$ ($M = Co, Zn$; Fig. 1, top left), obtained by reactions in water,²¹ and a family of P1-type clusters $[M_4Sn_4Ch_{17}]^{10-}$ ($M = Fe, Zn, Co, Mn$; $Ch = S, Se, Te$; Fig. 1, top center), obtained from wet-chemical approaches^{22–28} or from K_2S_x flux reactions,²⁹ show fine-tunable optical properties *via* alteration of their composition.

Some open-framework compounds, obtained *via* solvothermal reactions, comprise pseudo-*Tn*-type clusters and feature a range of interesting (physico-)chemical properties. A network of the largest examples of (pseudo-)*Pn*-type clusters, which was also obtained by means of solvothermal reactions, comprises pseudo-P2-type clusters $[Cu_{6.2}In_{10.6}Sn_{9.2}S_{42.5}]^{10.2-}$ and $[Cu_6In_{12.5}Sn_{7.5}S_{42}]^{10.5-}$ (Fig. 1, top right).³⁰ The compounds show a relatively rapid photocurrent response and high electrocatalytic oxygen reduction activity (Fig. 1, center). A network based on the pseudo-T4-type $[In_4Sn_{16}O_{10}S_{34}]^{12-}$ units (Fig. 1, bottom left), for instance, exhibits efficient heavy metal ion sequestration capabilities.³¹ The pseudo-T6-type cluster $[Sn_{42}O_{16}Se_7]^{8-}$ (Fig. 1, bottom right), composed of four corner-linked T3-type $\{Sn_{10}O_4Se_{20}\}$ units and an $\{Sn_2Se_6\}$ unit, forms an extremely robust framework with a narrow band gap.³²

Both for isolated clusters and for networks of the latter, it was shown that the cluster size and composition, especially regarding the nature of involved transition metal atoms, has a major influence on the molecular electronic excitation energies and the band gaps of the solid materials, which in turn affect the photocatalytic activity.^{17–19}

The most recent development for the synthesis of chalcogenido stannate and metalate clusters is the application of uncommon reaction media, like surfactants,^{33,34} hydrazine,^{35,36} or ionic liquids.¹⁷ Ionothermal reaction conditions, that is reaction in ionic liquids under slightly elevated temperatures, provide several advantages, the most important one being the

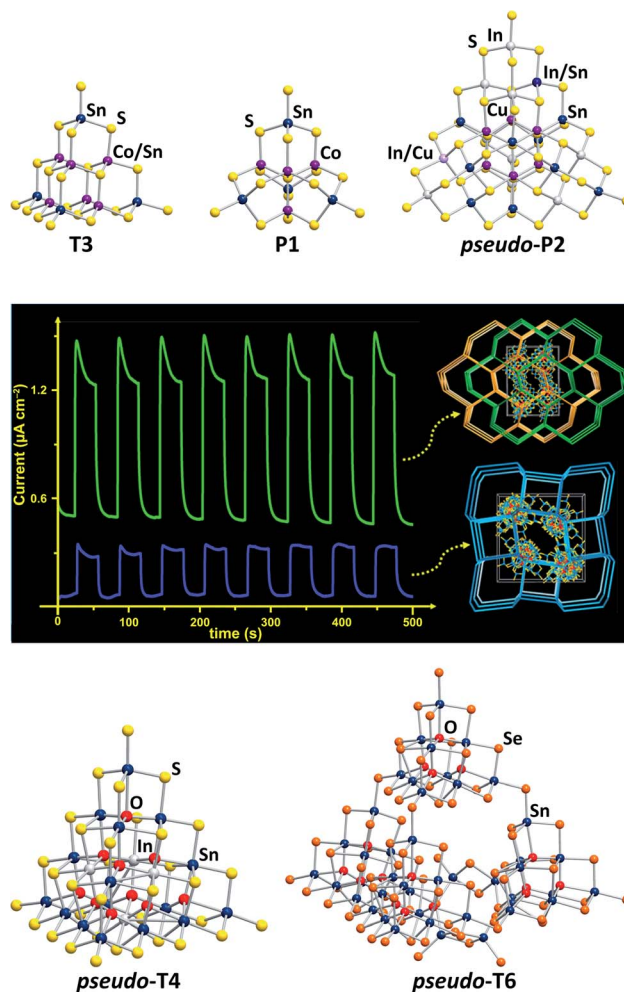


Fig. 1 Molecular structures of various cluster anions adopting tetrahedral topologies. Top (from left): $[Co_5Sn_5S_{20}]^{10-}$,²¹ $[Co_4Sn_4S_{17}]^{10-}$,²⁹ and $[Cu_6In_{12.5}Sn_{7.5}S_{42}]^{10.5-}$.³⁰ Center: photocurrent response curves of networks formed by corner-sharing of the pseudo-P2-type clusters $[Cu_6In_{12.5}Sn_{7.5}S_{42}]^{10.5-}$ or $[Cu_{6.2}In_{10.6}Sn_{9.2}S_{42.5}]^{10.2-}$ (reproduced from ref. 30 with permission from ACS). Bottom: $[In_4Sn_{16}O_{10}S_{34}]^{12-}$,³¹ and $[Sn_{42}O_{16}Se_7]^{8-}$.³²

large adjustability of the reaction media's properties. At the same time, the reaction conditions, including slightly elevated temperatures, provoke the formation of non-classical, highly exceptional structures. Products with extended anionic substructures featuring new network topologies as well as new molecular cluster motifs are obtained. One example for the latter is a giant spherical anion with 192 atoms, $[Ge_{24}Sn_{36}Se_{132}]^{24-}$ (Fig. 2, top left).³⁷ This cluster, called “Zeoball”, represents the largest main group element polyanion known to date. Salts comprising this spherical anion are capable of activating halogen–halogen bonds. A very uncommon, pseudo-P2-type cluster comprising an interstitial Cs^+ cation, $[Cs@Sn_4(-Ge_4Se_{10})_4]^{7-}$ (Fig. 2, top right), was obtained under ionothermal conditions upon *in situ* reduction of Sn(IV) from $SnCl_4$ to Sn(II) by a low-valent main group cluster in the presence of T2-type $[Ge_4Se_{10}]^{4-}$ anions.³⁸ Very recently, a selective methylation of terminal chalcogenide ligands was observed to take place in



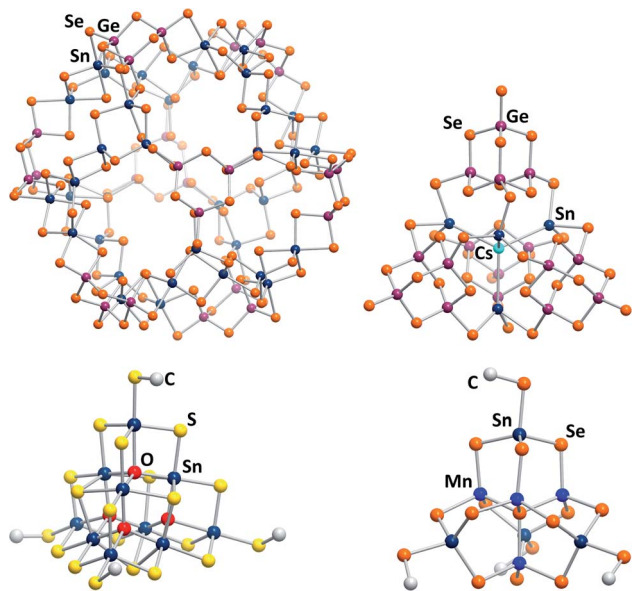


Fig. 2 From top left: molecular structures of the "Zeoball" anion $[\text{Ge}_{24}\text{Sn}_{36}\text{Se}_{132}]^{24-}$,^{37,40} the pseudo-P2-type cluster $[\text{Cs}@\text{Sn}_4(\text{Ge}_4\text{-}\text{Se}_{10})_4]^{7-}$,³⁸ and the methylated cluster anions $[\text{Sn}_{10}\text{O}_4\text{S}_{16}(\text{SMe})_4]^{4-}$, and $[\text{Mn}_4\text{Sn}_4\text{Se}_{13}(\text{SeMe})_4]^{6-}$.³⁹

imidazolium-based ionic liquids, with the (non-innocent) ionic liquid itself acting as a relatively benign methylation agent. The resulting clusters $[\text{Sn}_{10}\text{O}_4\text{S}_{16}(\text{SMe})_4]^{4-}$ (Fig. 2, bottom left) and $[\text{Sn}_4\text{Mn}_4\text{Se}_{13}(\text{SeMe})_4]^{6-}$ (Fig. 2, bottom right) consequently possess smaller anionic charges than the purely inorganic parent compounds.³⁹

3. Organotin chalcogenide clusters and related compounds

In contrast to the chalcogenido stannate clusters described in the previous section, organotin chalcogenide clusters are usually neutral, hybrid inorganic/organic compounds that consist of an inorganic core comprising tin and chalcogen atoms, which is protected by organic substituents at the tin atoms. Organotin compounds have been used as biocidal agents, for antifouling treatment,⁸ fungicides, acaricides, and antimicrobial agents,⁹ which has been one of the motivations of extending the research in this field, besides the large variety of structures and the physical properties of such compounds.

Historically, this chemistry was dominated by organotin oxide clusters.^{41–49} Such compounds were obtained by different procedures, including reactions of organotin chlorides with $(\text{tBu}_2\text{SnO})_3$ as oxide source, which afforded compounds like the ladder-type cluster $[\{\text{RSnCl}(\text{CH}_2)_3\text{SnCl}(\text{CH}_2)_3\text{SnClRO}_3\}_4]$ ($\text{R} = \text{CH}_2\text{SiMe}_3$; Fig. 3, left).⁴⁶ Hydrolysis reactions led to a variety of organotin oxide clusters like $[\text{tBu}_2(\text{OH})\text{Sn}(\text{O})\text{SnPh}(\text{CH}_2\text{Me}_2\text{SiO})\text{Sn}(\text{tBu}_2\text{O})_2]^{47}$ or $[\text{RSn}(\text{OH})\text{O}]_6$ ($\text{R} = 2,6\text{-}(\text{Me}_2\text{NCH}_2)_2\text{C}_6\text{H}_3$).⁴⁸ A rather unusual way of preparing organotin oxide clusters is the reaction of organotin trichlorides with Na_2O in liquid ammonia, yielding the adamantane-type cluster $[(\text{RSn})_4\text{O}_6]$ ($\text{R} = \text{C}(\text{SiMe}_3)_3$).⁴⁹ Recent highlights in this field include

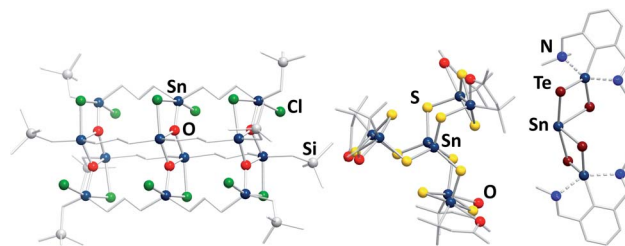


Fig. 3 From left: molecular structures of $[\{\text{RSnCl}(\text{CH}_2)_3\text{SnCl}(\text{CH}_2)_3\text{-}\text{SnClRO}_3\}_4]$ ($\text{R} = \text{CH}_2\text{SiMe}_3$),⁴⁶ $[(\text{RSn}^{\text{IV}})_6\text{Sn}^{\text{III}}\text{S}_{12}]$ ($\text{R} = \text{CMe}_2\text{CH}_2\text{-}\text{CO}(\text{Me})$),⁶⁰ and $[(\text{RSn})_2\text{SnTe}_4]$ ($\text{R} = 2,6\text{-}(\text{Me}_2\text{NCH}_2)_2\text{C}_6\text{H}_3$).⁶²

$[\{\text{tBuSn}\}_{12}\text{O}_{14}(\text{OH})_6\{\text{O}_3\text{SC}_6\text{H}_4\text{-NH}_2\}_2]$, which exhibits significant cytostatic activity towards lung cancer cells,⁵⁰ or the gold complex-decorated $[\{\{\text{Me}_2\text{Sn}(\text{dppba})(\text{AuCl})\}_2\text{O}\}_2]$, (dppba = *p*-diphenylphosphino benzoate, $\text{Ph}_2\text{P}(4\text{-}(\text{COO}^-)\text{C}_6\text{H}_4)$) which exhibits multi-color photoluminescence upon incorporation of different aniline derivatives into the voids of its crystal structure.⁵¹

Organotin chalcogenide clusters, hence containing the heavier homologues of oxygen, are typically obtained by reactions of organotin trichlorides with a chalcogenide source ($\text{Ch} = \text{S}, \text{Se}, \text{Te}$). The first known cluster of this type, $[(\text{MeSn})_4\text{S}_6]$, was initially prepared in 1903,⁵² structurally characterized in 1968,⁵³ and found to possess an adamantane-type inorganic scaffold. A second, "double-decker"-type isomer was found as late as in 2007 for $[\{o\text{-}(\text{Me}_2\text{NCH}_2)_2\text{C}_6\text{H}_4\}\text{Sn}_4\text{S}_6]$; the isomeric $\{\text{Sn}_4\text{S}_6\}$ cluster core is stabilized by coordination of σ -donor ligands to the tin atoms, and a corresponding increase of the coordination number from four to five.⁵⁴ Stepwise condensation reactions of RSnCl_3 and $(\text{Me}_3\text{Si})_2\text{Ch}$ ^{55,56} allowed for the isolation of several reaction intermediates, including semicube-type clusters $[(\text{RSn})_3\text{Ch}_4\text{Cl}]$ ($\text{R} = \text{CMe}_2\text{CH}_2\text{CO}(\text{Me})$) that also feature five-coordinate tin atoms.^{56–58} In the aforementioned compounds, all tin atoms are in the formal +IV oxidation state. However, some mixed-valence clusters have also been reported, in which $\text{Sn}(\text{+IV})$ and $\text{Sn}(\text{+II})$ atoms coexist.⁵⁹ Additionally, one example of a mixed-valence cluster, $[(\text{RSn}^{\text{IV}})_6\text{Sn}^{\text{III}}\text{S}_{12}]$ ($\text{R} = \text{CMe}_2\text{CH}_2\text{-}\text{CO}(\text{Me})$; Fig. 3, center), features tin atoms in the rare +III oxidation state.^{60,61}

The treatment of low valent tin species, such as R_2Sn ($\text{R} = 2,6\text{-}(\text{Me}_2\text{NCH}_2)_2\text{C}_6\text{H}_3$), bearing sterically demanding organic substituents with elemental chalcogens yields compounds like $[(\text{RSn})_2\text{SnTe}_4]$ ($\text{R} = 2,6\text{-}(\text{Me}_2\text{NCH}_2)_2\text{C}_6\text{H}_3$; Fig. 3, right),⁶² or the mixed-chalcogen compounds $[(\text{RSnCh})_2\text{Ch}']$ ($\text{R} = 2,6\text{-}(\text{Me}_2\text{NCH}_2)_2\text{C}_6\text{H}_3$; $\text{Ch}/\text{Ch}' = \text{S}/\text{Se}, \text{S}/\text{Te}, \text{Se}/\text{Te}$).⁶³ Clusters of the composition $[(\text{RR}'\text{Sn})_2\text{SnTe}_4]$ ($\text{R} = \text{N}\{2,6\text{-}(\text{tPr})_2\text{C}_6\text{H}_3\}\text{SiMe}_3$; $\text{R}' = 2,4,6\text{-}\{\text{CH}(\text{SiMe}_3)_2\}_3\text{C}_6\text{H}_2$) were also obtained by reaction of $\text{RR}'\text{SnLi}_2$ with TeCl_2 .⁶⁴ Another synthetic approach starts out from the organotin hydride RSnH_3 ($\text{R} = 2,6\text{-}\{2,4,6\text{-}(\text{tPr})\text{C}_6\text{H}_2\}_2\text{C}_6\text{H}_3$), which is reacted with elemental chalcogens to yield clusters with trichalcogenide bridges.⁶⁵

Organotin chalcogenide clusters can serve as starting ground for follow-up reactions, either by extension of their inorganic core, or by derivatization of their organic substituents. Modifications of the inorganic core are usually achieved by reactions



with transition metal complexes.¹⁵ The first cluster with a respective ternary inorganic core, $[(\text{PhSn})_2(\text{CuPPhMe}_2)_6\text{S}_6]$, was obtained from $[(\text{PhSn})_4\text{S}_6]$, Na_2S and $[\text{Cu}(\text{PPhMe}_2)_3\text{Cl}]$.⁶⁶

Some of the structurally most exceptional examples are mixed-valent clusters like $[(\text{RSn}^{\text{IV}})_4(\text{Sn}^{\text{II}}\text{Cl})_2(\text{MPPh}_3)_2\text{Ch}_8]$ ($\text{R} = \text{CMe}_2\text{CH}_2\text{CO}(\text{Me})$; $\text{M}/\text{Ch} = \text{Cu, Ag/S}$,⁵⁵ and Cu, Ag/Se ^{67,68}), but also large clusters like the isomeric species $[(\text{RSn})_{12}\text{Ag}_{14}\text{Se}_{25}]$ with $\text{R} = \text{CMe}_2\text{CH}_2\text{CO}(\text{Me})$ (Fig. 4, left) or $\text{R} = \text{CMe}_2\text{CH}_2\text{CNNH}_2(\text{Me})$,⁶⁷ or the cluster $[(\text{PhSn})_{18}\text{Cu}_{10}\text{S}_{31}(\text{PPh}_3)_4\text{Cl}_2]$ (Fig. 4, right).⁶⁹

Derivatization of the organic substituents require the presence of organic substituents with suitable functional groups. In most reported cases, condensation reactions between $-\text{C}=\text{O}$ and $-\text{NH}_2$ groups were applied. A wide range of organic and organometallic molecules have been attached to organotin chalcogenide clusters this way, including poly- and hetero-aromatic groups,^{70,71} metallocenes,^{72–74} or diamantoids.⁷⁵

Reactions with bifunctional molecules cause intramolecular bridging of inorganic scaffolds by the organic substituents under formation of macrocyclic or cavitand-like molecules of the composition $[(\text{Sn}_6\text{S}_{10})_2\text{R}_4]$ ($\text{R} = \{\text{CMe}_2\text{CH}_2\text{C}(\text{Me})\text{NNH}\}_2\text{Naph}$ or $\{\text{CMe}_2\text{CH}_2\text{C}(\text{Me})\text{NNCH}\}_2\text{C}_6\text{H}_4$),^{76,77} or $[(\text{Sn}_3\text{Ch}_4)_2\text{R}_3]$ ($\text{R} = \{\text{CMe}_2\text{CH}_2\text{C}(\text{Me})\text{NNHCO}\}_2(\text{C}_2\text{H}_4)_4$, $\{\text{CMe}_2\text{CH}_2\text{C}(\text{Me})\text{NNH}\}_2\text{Naph}$; $\text{Ch} = \text{S, Se}$).^{76–78} Here, two tin chalcogenide cages of either defect-heterocubane-type architecture $\{\text{Sn}_3\text{Ch}_4\}$ or doubly μ -Ch-linked double-defect-heterocubane-type architecture $\{\text{Sn}_6\text{Ch}_{10}\}$ are bridged by three or four organic linkers. With carbonylhydrazide as linker, an organotin telluride chain of the composition $[(\text{R})(\text{HR}')(\text{H}_2\text{R}')_2\text{Sn}_7\text{Te}_8\text{Cl}_4]$ ($\text{R} = \text{CMe}_2\text{CH}_2\text{CO}(\text{Me})$, $\text{R}' = \{\text{CMe}_2\text{CH}_2\text{C}(\text{Me})\text{NN}\}_2\text{CO}$) was obtained.⁵⁶

Inspired by the biological activity of organotin compounds, a special emphasis was put on the attachment of biomolecules to organotin chalcogenide clusters in recent years, with the long-term goal of finding new enzyme inhibitors and cytostatic drugs. For this purpose, a wide range of amino acids and oligopeptides have successfully been attached either *via* reaction with amino acid hydrazides,^{79,80} or *via* click chemistry.^{81,82} Biological or medical use have not yet come into sight, but the groundwork for further extensions in this direction has been laid.

Another field of research that points towards potential applications of organotin chalcogenide clusters addresses extreme nonlinear optical properties of adamantane-type clusters of the general formula $[(\text{RSn})_4\text{Ch}_6]$. An unprecedented form

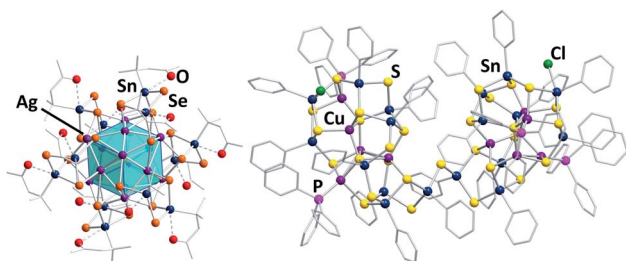


Fig. 4 From left: molecular structures of $[(\text{RSn})_{12}\text{Ag}_{14}\text{Se}_{25}]$ ($\text{R} = \text{CMe}_2\text{CH}_2\text{CO}(\text{Me})$)⁶⁷ and $[(\text{PhSn})_{18}\text{Cu}_{10}\text{S}_{31}(\text{PPh}_3)_4\text{Cl}_2]$.⁶⁹

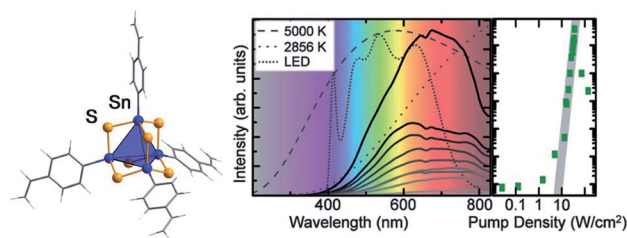


Fig. 5 Left: molecular structure of $[(\text{StySn})_4\text{S}_6]$, as obtained from quantum chemical optimization procedures. Right: emission spectrum of $[(\text{StySn})_4\text{S}_6]$ for different excitation densities and an excitation wavelength of 980 nm compared with the emission spectra of black body emitters and a white LED (reproduced from ref. 83 with permission by AAAS).

of white-light generation (WLG) by irradiation with a commercially available continuous-wave infrared laser diode, thus without the use of a pulsed laser, was demonstrated for the first time on $[(\text{StySn})_4\text{S}_6]$, an intrinsically amorphous compound (Fig. 5).⁸³

Further studies showed that this effect seems to be specific to adamantane-type organotin clusters and to organic adamantanes,⁸⁴ given that the samples are amorphous and possess cyclic organic substituents.^{85,86} This represents the current state of knowledge, as the exact mechanism for this process is still unknown and under investigation. Crystalline samples of this class of compounds also possess nonlinear optical properties, but instead of WLG show efficient second harmonic generation (SHG).

Beside organotin clusters that are bridged by chalcogen atoms, several pnictogenide-bridged clusters were reported, most of which are based on heterocubane-type architectures like $[\text{Sn}_4(\text{NR})_4]$ ($\text{R} = 2\text{-Me-5-MeOC}_6\text{H}_3$, $2,5\text{-(MeO)}_2\text{C}_6\text{H}_3$, $3,5\text{-(MeO)}_2\text{C}_6\text{H}_3$),⁸⁷ or corner-sharing heterocubanes like $[\text{Sn}_7(2\text{-NR})_8]$ ($\text{R} = \text{pyrimidinyl, 5-methylpyridinyl}$).⁸⁸

In these clusters, however, the oxidation state of the tin atoms is exclusively +II, as the organic substituents are found at the pnictogen (Pn) atoms, which renders them as tin(II) imido clusters. The most recent examples include the organotin(IV) arsenide cluster $[(\text{TerSn})_4\text{As}_4]$ ($\text{Ter} = \text{Terphenyl}$).⁸⁹ The ionic derivative of a tin(II) imide cluster, $[\text{Li}(\text{thf})\text{Sn}_3(\text{N}^t\text{Bu})_4]^-$, was generated by aminolysis of $[\text{Me}_2\text{Si}(\text{N}^t\text{Bu})_2\text{Sn}]$ with $\text{H}_2\text{N}^t\text{Bu}$ and subsequent lithiation of the product $[\text{Sn}_3(\text{N}^t\text{Bu})_2(\text{N}^t\text{BuH})_2]$.⁹⁰ The lithiated compound can easily be oxidized by elemental selenium and tellurium to form $[\text{Li}(\text{thf})(\text{Sn}=\text{Ch})_3(\text{N}^t\text{Bu})_4]^-$ ($\text{Ch} = \text{Se, Te}$).⁹¹

4. Zintl and related low-valent clusters containing tin atoms

While all clusters that were discussed in the preceding sections contain tin atoms in positive oxidation states, this section will address clusters, in which tin atoms are (formally) negatively charged. Anionic main group element clusters were first mentioned in the literature in 1891 by Joannis,⁹² and famously investigated in a systematic fashion by Zintl in the 1930s.⁹³



Milestone improvements to their synthesis and characterization followed with the introduction of ethylenediamine as a solvent and cation sequestering agents, like crypt-222.^{94–96}

Historically, the first stannide clusters were investigated alongside the corresponding lead and germanium clusters. Two structure types are dominant for the polytetrelide cluster anions, namely Tt_4^{4-} tetrahedra and Tt_9^{4-} cages.^{12,97} The latter are fluxional in shape, often adopting capped square antiprismatic or tricapped trigonal prismatic geometries.^{98,99} Investigations and follow-up chemistry of the Tt_4^{4-} anions are restricted to liquid ammonia as a solvent due to the high charge per atom in these anions and Sn_4^{4-} anions still have not been employed to date.^{100–103} Room temperature reactivity studies have therefore focused on the reactivity of the larger Tt_9^{4-} anions, most commonly accessed through dissolution of the respective Zintl phases A_4Tt_9 (A: alkali metal, most often K; Tt = Ge, Sn, Pb).^{104–106} In recent times, new developments included oxidative coupling of such Zintl anions,^{107–109} the formation of organic derivatives,^{110–112} and the extension and transformation of the inorganic core by formation of intermetalloid or heterometallic clusters that combine main group (semi-)metal atoms with d- or f-block metal atoms M.^{12–14,113} Regarding clusters that comprise tin atoms, most results were obtained in the latter area of research, which will therefore be addressed herein.

Most syntheses of such mixed metallic M/Sn clusters from Zintl anions made use of redox-inert d^{10} transition metal compounds or such that provide stable complex fragments, prone to simple coordination chemistry. By reacting K_4Sn_9 in en with $Cu(Mes)$ the simplest intermetalloid clusters possible, $[Cu@Sn_9]^{3-}$, can be obtained, in which the Cu^+ ion is incorporated into the $\{Sn_9\}$ cage without affecting its structure.¹¹⁴ Similarly, reactions with $[M(CO)_3(Mes)]$ (M = Cr, Mo, W) afford the heterometallic cluster $[(Sn_9)M(CO)_3]^{4-}$ with an intact Sn_9^{4-} cage acting as a 6 electron ligand to an $\{M(CO)_3\}$ fragment.^{115–117} However, Tt_9^{4-} cages do not remain intact in all reactions; in fact, they are far more likely to rearrange and form new cluster ions that are only stable in the presence of the respective d- or f-block metal atoms. A process similar to the transformation of Pb_9^{4-} into the first intermetalloid cluster, $[Pt@Pb_{12}]^{2-}$,¹¹⁸ was observed for Sn_9^{4-} , affording the isoelectronic anion $[Ir@Sn_{12}]^{3-}$.¹¹⁹ All of these clusters can be interpreted in terms of Wade–Mingos' rules.^{120–123} Zintl chemists quickly explored this large reaction space, making use of a vast variety of available transition metal compounds and by reintroducing liquid ammonia as a solvent.

Despite the beauty and aesthetics of deltahedral Wade clusters, it should be noted that their formation is expected for group 14 metallide clusters, as Sn^- (or its homologues) is isoelectronic to a BH group. Hence, group 14 (semi-)metal anions that deviate from these geometries are more interesting in terms of their electronic structure. Two of the first examples that featured drastically different geometries were the pentagonal prismatic clusters $[M@Ge_{10}]^{3-}$ (M = Fe, Co).^{124,125} Later, the structural variety in 10, 12, and 14-vertex intermetalloid clusters of group 14 elements was investigated systematically in a series of quantum chemical studies.^{126–128} These studies were sparked by the synthesis and crystallization of the isoelectronic stannide

cluster $[Fe@Sn_{10}]^{3-}$,¹²⁶ which exhibits yet another cluster geometry that can be considered as an intermediate between the two extremes of a deltahedral and a pentagonal prismatic cage. A very flat potential energy hypersurface was found for this anion that led to severe disorder in the solid state and very poor single crystal data.

Another exceptional cluster geometry is observed in the anion $[Ti@Sn_{15}Ti_3Cp_5]^{4/5-}$ (Fig. 6, top left) that was obtained from reactions of K_4Sn_9 with $[TiCp_2Cl_2]$ in liquid ammonia.¹²⁹ This study is interesting for a number of reasons. First, this cluster was the first polystannide to comprise hard, Lewis-acidic transition metal cations, which is rare in Zintl cluster chemistry in general; most intermetalloid and heterometallic clusters contain softer, electron rich metal atoms. Second, the cluster comprises a naked, endohedral Ti atom besides $\{TiCp\}$ and $\{TiCp_2\}$ fragments, thereby blurring the boundaries between intermetalloid clusters (with the M atoms inside the stannide cage) and heterometallic clusters (with the M atoms being integrated in a joint cluster shell).

Lastly, some intermediates isolated alongside the formation of the product cluster provided real, experimental glimpses into potential cluster formation pathways. Indeed, the mechanisms of cluster growth remain a mostly speculative aspect in this chemistry due to short reaction times and a lack of spectroscopic handles.¹³⁰ Very recently, another report was published that again provides some indirect evidence for a possible cluster formation pathway. Reactions of K_4Sn_9 with $[(coe)_2Rh(\mu-Cl)]_2$ (coe = cyclooctene) afford a series of Rh-centered polystannide clusters: $[Rh@Sn_{10}]^{3-}$, $[Rh@Sn_{12}]^{3-}$, $[Rh_2@Sn_{17}]^{6-}$ and $[Rh_3@Sn_{24}]^{5-}$ (Fig. 6, top right).¹³¹ The first three of these anions represent well-known intermetalloid cluster types, even though (drastic) distortions away from idealized geometries are observed. This is most notable in $[Rh@Sn_{10}]^{3-}$, and these

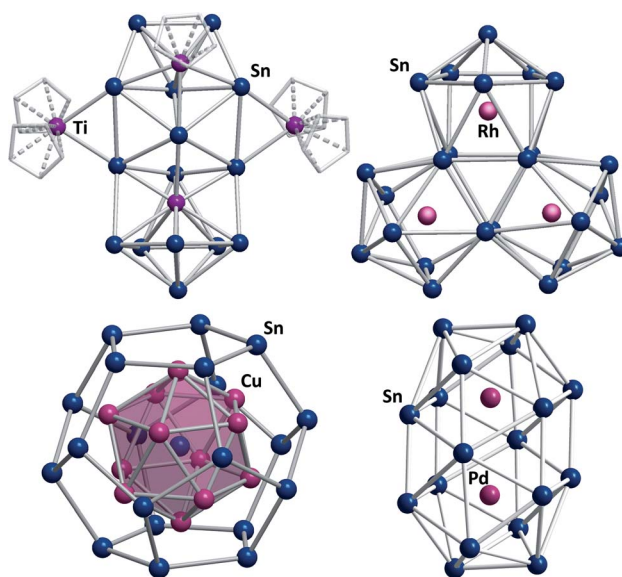


Fig. 6 From top left: molecular structures of the cluster anions $[Ti@Sn_{15}Ti_3Cp_5]^{4/5-}$,¹²⁹ $[Rh_3@Sn_{24}]^{5-}$,¹³¹ $[Sn@Cu_{12}@Sn_{20}]^{12-}$,¹³² and $[Pd_2@Sn_{18}]^{4-}$.^{133,134}



effects can be attributed to electron back-donation from the endohedral rhodium atom to the outer cage. $[\text{Rh}_3@\text{Sn}_{24}]^{5-}$ represents the largest polystannide cluster known to date. It was obtained *via* two different synthetic routes, both of which involve heating solutions in which $[\text{Rh}@\text{Sn}_{10}]^{3-}$ anions are present. A closer look at the structure of $[\text{Rh}_3@\text{Sn}_{24}]^{5-}$ shows that it can be viewed as a fusion product of three $[\text{Rh}@\text{Sn}_{10}]^{3-}$ clusters, suggesting that this is at least a plausible reaction pathway. Two further, remarkable structures that were reported some years ago, should also be mentioned: the onion type cluster $[\text{Sn}@\text{Cu}_{12}@\text{Sn}_{20}]^{12-}$ (Fig. 6, bottom left), which occurs in an intermetallic phase and was referred to as a molecular “bronze”,¹³² and the largest single-cage deltahedral cluster $[\text{Pd}_2@\text{Sn}_{18}]^{4-}$ (Fig. 6, bottom right).^{133,134}

Another branch of Zintl chemistry makes use of small, binary anions as building blocks for larger intermetalloid and heterometallic clusters. The high charge of Sn_4^{4-} tetrahedra can be reduced by formal replacement of Sn with group 15 elements, yielding isoelectronic $(\text{Tt}_2\text{Pn}_2)^{2-}$ anions. These are soluble in ethylenediamine and can be used in follow-up reactions, just like the homoatomic anions discussed previously. Such reactions afford ternary clusters, as first demonstrated with the synthesis of $[\text{Zn}@\text{Zn}_5\text{Sn}_3\text{Bi}_8]^{4-}$.¹³⁵ The use of these binary precursors also allowed for the first incorporation of f-elements into polyanionic cages, as observed in $[\text{Eu}@\text{Sn}_6\text{Bi}_8]^{4-}$ (Fig. 7, left), which still has not been achieved with homoatomic tetrelide precursors.¹³⁶ Since then, this chemistry has successfully been expanded to other elemental combinations, also including $(\text{TrBi}_3)^{2-}$ anions ($\text{Tr} = \text{Ga}, \text{In}, \text{Tl}$).^{137–140} Reactions with transition metal complexes indicated drastic differences in reactivity and product formation with respect to homoatomic polystannides: reactions of binary $(\text{Sn}_2\text{Sb}_2)^{2-}$ with $[\text{K}(\text{thf})_{0.15}][\text{Co}(\text{cod})_2]$ ($\text{cod} = 1,5\text{-cyclooctadiene}$) and $[(\text{nacnac})\text{Cu}(\text{NCMe})]$ ($\text{nacnac} = [(\text{N}(\text{C}_6\text{H}_3^1\text{Pr}_2\text{-}2,6)\text{C}(\text{Me})_2\text{CH})^-]$) afforded the ternary clusters $[\text{Co}@\text{Sn}_6\text{Sb}_6]^{4-}$ (Fig. 7, right), and $[(\text{CuSn}_5\text{Sb}_3)_2]^{4-}$.^{141,142} As the electronic situation in such anions is often very complex, their characterization is bearing new challenges. The mentioned cluster, $[(\text{CuSn}_5\text{Sb}_3)_2]^{4-}$ (Fig. 8, top), is a recent example for such a study.¹⁴² The anion is to be viewed as a dimer of two $\{\text{CuSn}_5\text{Sb}_3\}^{2-}$ 9-atom cages with weak contacts between

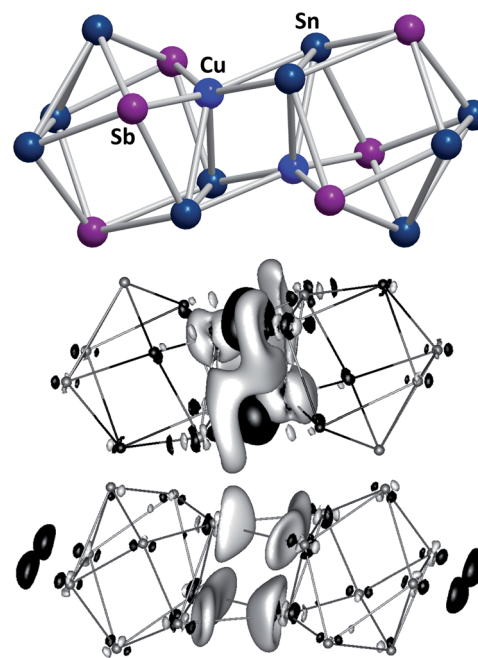


Fig. 8 Top: molecular structure of the cluster anion $[(\text{CuSn}_5\text{Sb}_3)_2]^{4-}$.¹⁴² Center and bottom: difference of electron densities of dimer and monomers upon hypothetical dimerization reactions to form $[(\text{CuSn}_5\text{Sb}_3)_2]^{4-}$ or the non-existent “ $(\text{Sn}_9^{2-})_2$ ” analogue. Contours are drawn at 0.0016 a.u. For black areas, electron density in the dimer is higher than in the monomers, for light areas it is lower (reproduced from ref. 142 with permission from Wiley-VCH).

them. Quantum chemical analyses suggested the absence of any significant bonding interactions between the copper atoms, despite a relatively short Cu–Cu distance. Detailed studies of the electronic situations addressed (i) the hypothetical halves of the cluster as well as (ii) the final product upon hypothetical dimerization of the cluster halves *versus* (iii) the respective combination of two homoatomic 9-atomic tin clusters (Fig. 8, center and bottom).

These indicated large differences between the homoatomic and the heteroatomic system, respectively, and thereby helped to understand the ternary cluster. Thus, studies of binary Zintl anions allow for a significant expansion of polyanionic main group element cluster chemistry and additionally provide further insights into aspects of cluster bonding and their formation.

In the past few years a novel direction of Zintl cluster chemistry, based on (element)-organic derivatives of Ge_9^{4-} anions, most often $(\text{Ge}_9\text{R}_3)^-$ units, was developed.¹⁴³ A rich coordination chemistry, based on these derivatives, has evolved since their first preparation.^{144–146} However, a transfer of this work to the less stable Sn_9^{4-} cages has been done with limited success so far.¹¹² The only reported compound that was obtained this way is $[(\text{Hyp})\text{Au}(\text{Sn}_9\text{Hyp}_3)\text{Au}(\text{Sn}_9\text{Hyp}_3)\text{Au}(\text{Hyp})]^-$ ($\text{Hyp} = \text{hypersilyl}$), bearing a cluster-based chain, which was most likely formed upon dissociation of $[\text{Sn}_{10}\text{Hyp}_4]^{2-}$ in the presence of $[(\text{PPh}_3)\text{Au}(\text{SHyp})]$.¹⁴⁷ However, several related compounds were synthesized starting out from low valent

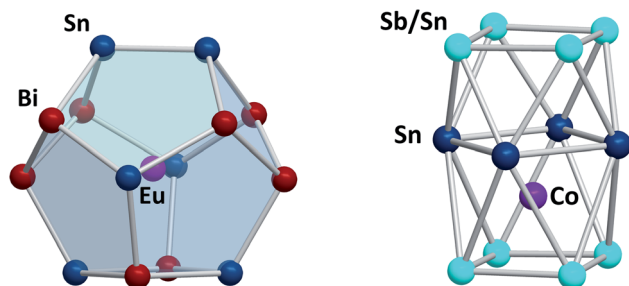


Fig. 7 From left: molecular structures of the cluster anions $[\text{Eu}@\text{Sn}_6\text{Bi}_8]^{4-}$,¹³⁶ and $[\text{Co}@\text{Sn}_6\text{Sb}_6]^{4-}$.¹⁴¹ The clusters show positional disorder of the main group elements in the cluster shell. The atom distributions depicted here are based on quantum chemical calculations and represent the energetically preferred distribution.



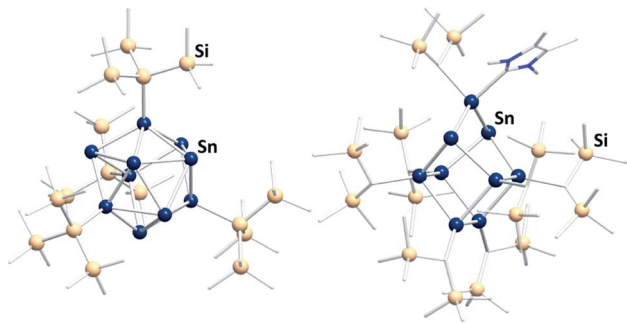


Fig. 9 From left: molecular structures of the ligand-protected clusters $[\text{Sn}_{10}\{\text{Si}(\text{SiMe}_3)_3\}_4]^{2-}$ ¹⁵¹ and $[\{(\text{Me}_3\text{Si})_2\text{CH}\}_6\text{Sn}_9(\text{NHC})]$.¹⁵²

organotin compounds or low valent tin halides. These clusters typically contain tin atoms in oxidation states 0 and +I (besides a few atoms with oxidation states +II or –I). Consequently, the compounds feature drastically altered properties, including other solubilities and reactivities, as compared to the naked Sn_9^{4-} anions. Examples are $[\text{Sn}_{15}\text{R}_6]$ ($\text{R} = \text{N}(2,6\text{-}^i\text{Pr}_2\text{C}_6\text{H}_3)(\text{-SiMe}_3)$),¹⁴⁸ $[\text{Bu}_7\text{MeSn}_4]$,¹⁴⁹ $[(\text{tripSn})_6]$ ($\text{trip} = 2,4,6\text{-triisopropylphenyl}$),¹⁵⁰ $[\text{Sn}_{10}\{\text{Si}(\text{SiMe}_3)_3\}_4]^{2-}$,¹⁵¹ (Fig. 9, left), $[\{(\text{Me}_3\text{Si})_2\text{CH}\}_6\text{Sn}_9(\text{NHC})]$,¹⁵² (Fig. 9, right), and $[\text{Me}_{10}\text{Sn}_{10}]$.¹⁵²

Conclusions and outlook

Tin clusters belong to the most contemporary family of tin compounds and exhibit a high variability, owing to the large range of potential oxidation states to be adopted by this group 14 (semi-)metal, and due to its potential to bind to most other atoms.

Very obviously, the oxidation state is correlated with a preference for certain coordination environments and consequently structural features. Tin atoms in higher/highest oxidation states prefer tetrahedral, trigonal bipyramidal, or even octahedral coordination, whereas (slightly) negatively charged or formally neutral tin atoms behave more like metals, and are thus more flexible regarding coordination numbers and geometries.

In its extreme oxidation state, +IV, tin is not as oxophilic and not as sensitive to hydrolysis as the lighter homologues, which is due to the smaller Sn–O bond energy (414 kJ mol^{-1}) as compared to Ge–O (473 kJ mol^{-1}) and Si–O (598 kJ mol^{-1}),¹⁵³ which makes handling of its compounds under ambient conditions less problematic. At the same time, all other bond energies to its own substituents are also generally smaller than for the lighter group 14 elements, which allows for a significant reactivity in according reaction mixtures – especially in the less common oxidation states of tin. For this, tin clusters, with their finely tunable electronic properties, should be ideal candidates for bioactive compounds, for catalysts, or for precursors to innovative materials. Despite the high activity in the field, such expansions are yet in their infancy.

Hence, further developments are to be expected – in each of the discussed areas of research, and also in new directions. Maybe, future work will even end up in the co-existence of the extreme versions of $\text{Sn}(\text{IV})$ and $\text{Sn}(\text{–I})$ clusters in the same

compound, similar to the tetrelide–tetrelate compounds of the lighter homologues silicon and germanium, such as $\text{Cs}_{10}[\text{Si}_4][\text{Si}_3\text{O}_9]$ and $\text{Rb}_{14}[\text{Ge}_4][\text{Si}_6\text{O}_{17}]$.¹⁵⁴

Conflicts of interest

There are no conflicts to declare.

Acknowledgements

This work was supported by the German Research Foundation (Deutsche Forschungsgemeinschaft, DFG) within individual projects and within the frameworks of GRK1782, SFB1082, SPP1415, SPP1708, and FOR2824, by the Alexander von Humboldt Foundation, the Friedrich-Ebert Foundation, the Marburg University Research Academy (MARA), the German Academic Exchange Service (Deutscher Akademischer Austauschdienst, DAAD), and the Fonds of Chemical Industries (FCI).

References

- M. Gielen, A. Davies, K. Pannell and E. Tiekink, *Tin Chemistry: Fundamentals, Frontiers, and Applications*, John Wiley & Sons, 2008.
- R. D. Kimbrough, *Environ. Health Perspect.*, 1976, **14**, 51–56.
- G. Eng, C. Whitmyer, B. Sina and N. Ogwuru, *Main Group Met. Chem.*, 1999, **22**, 311.
- M. Gielen, *Appl. Organomet. Chem.*, 2002, **16**, 481–494.
- A. G. Hadi, K. Jawad, D. S. Ahmend and E. Yousif, *Syst. Rev. Pharm.*, 2019, **10**, 26–31.
- K. A. Winship, *Adverse Drug React. Toxicol. Rev.*, 1988, **7**, 19–38.
- J. P. Wise and Q. Qin, *Hexavalent Chromium and DNA, Biological Implications of Interaction in Encyclopedia of Metalloproteins*, ed. R. H. Kretsinger, V. N. Uversky and E. A. Permyakov, Springer, New York, NY, 2013, pp. 975–978.
- I. Omae, *Appl. Organomet. Chem.*, 2003, **17**, 81–105.
- M. Nath, *Appl. Organomet. Chem.*, 2008, **22**, 598–612.
- M. Hong, H. Geng, M. Niu, F. Wang, D. Li, J. Liu and H. Yin, *Eur. J. Med. Chem.*, 2014, **86**, 550–561.
- M. Martins, P. V. Baptista, A. S. Mendo, C. Correia, P. Videira, A. S. Rodrigues, J. Muthukumaran, T. Santos-Silva, A. Silva, M. F. C. Guedes da Silva, J. Gigante, A. Duarte, M. Gajewska and A. R. Fernandes, *Mol. Biosyst.*, 2016, **12**, 1015–1023.
- S. Scharfe, F. Kraus, S. Stegmaier, A. Schier and T. F. Fässler, *Angew. Chem., Int. Ed.*, 2011, **50**, 3630–3670.
- R. S. P. Turbervill and J. M. Goicoechea, *Chem. Rev.*, 2014, **114**, 10807–10828.
- R. J. Wilson, N. Lichtenberger, B. Weinert and S. Dehnen, *Chem. Rev.*, 2019, **119**, 8506–8554.
- E. Dornsiepen, E. Geringer, N. Rinn and S. Dehnen, *Coord. Chem. Rev.*, 2019, **380**, 136–169.
- S. Dehnen and M. Melullis, *Coord. Chem. Rev.*, 2007, **251**, 1259–1280.
- S. Santner, J. Heine and S. Dehnen, *Angew. Chem., Int. Ed.*, 2016, **55**, 876–893.



- 18 P. Feng, X. Bu and N. Zheng, *Acc. Chem. Res.*, 2005, **38**, 293–303.
- 19 M. Eddaoudi, D. B. Moler, H. Li, B. Chen, T. M. Reineke, M. O’Keeffe and O. M. Yaghi, *Acc. Chem. Res.*, 2001, **34**, 319–330.
- 20 M. J. Manos and M. G. Kanatzidis, *Chem. Sci.*, 2016, **7**, 4804–4824.
- 21 C. Zimmermann, C. E. Anson, F. Weigend, R. Clérac and S. Dehnen, *Inorg. Chem.*, 2005, **44**, 5686–5695.
- 22 S. Dehnen and M. K. Brandmayer, *J. Am. Chem. Soc.*, 2003, **125**, 6618–6619.
- 23 E. Ruzin, S. Jakobi and S. Dehnen, *Z. Anorg. Allg. Chem.*, 2008, **634**, 995–1001.
- 24 E. Ruzin, A. Fuchs and S. Dehnen, *Chem. Commun.*, 2006, 4796–4798.
- 25 C. Zimmermann, M. Melullis and S. Dehnen, *Angew. Chem., Int. Ed.*, 2002, **41**, 4269–4272.
- 26 M. K. Brandmayer, R. Clérac, F. Weigend and S. Dehnen, *Chem.–Eur. J.*, 2004, **10**, 5147–5157.
- 27 F. Lips and S. Dehnen, *Inorg. Chem.*, 2008, **47**, 5561–5563.
- 28 E. Ruzin, E. Zent, E. Matern, W. Massa and S. Dehnen, *Chem.–Eur. J.*, 2009, **15**, 5230–5244.
- 29 O. Palchik, R. G. Iyer, J. H. Liao and M. G. Kanatzidis, *Inorg. Chem.*, 2003, **42**, 5052–5054.
- 30 J. Lv, J. Zhang, C. Xue, D. Hu, X. Wang, D.-S. Li and T. Wu, *Inorg. Chem.*, 2019, **58**, 3582–3585.
- 31 X.-M. Zhang, D. Sarma, Y.-Q. Wu, L. Wang, Z.-X. Ning, F.-Q. Zhang and M. G. Kanatzidis, *J. Am. Chem. Soc.*, 2016, **138**, 5543–5546.
- 32 Q. Lin, X. Bu and P. Feng, *Chem. Commun.*, 2014, **50**, 4044–4046.
- 33 F. Camerel, M. Antonietti and C. F. J. Faul, *Chem.–Eur. J.*, 2003, **9**, 2160–2166.
- 34 W. Zhu, X. Ou, Z. Lu, K. Chen, Y. Ling and H. Zhang, *J. Mater. Sci.: Mater. Electron.*, 2019, **30**, 5760–5770.
- 35 W.-W. Xiong, J. Miao, P.-Z. Li, Y. Zhao, B. Liu and Q. Zhang, *J. Solid State Chem.*, 2014, **218**, 146–150.
- 36 J. Han, S. Li, C. Tang, W. Zheng, W. Jiang and D. Jia, *RSC Adv.*, 2018, **8**, 34078–34087.
- 37 Y. Lin, W. Massa and S. Dehnen, *J. Am. Chem. Soc.*, 2012, **134**, 4497–4500.
- 38 S. Santner, A. Wolff, M. Ruck and S. Dehnen, *Chem.–Eur. J.*, 2018, **24**, 11899–11903.
- 39 B. Peters, S. Santner, C. Donsbach, P. Vöpel, B. Smarsly and S. Dehnen, *Chem. Sci.*, 2019, **10**, 5211–5217.
- 40 S. Santner, S. Yogendra, J. J. Weigand and S. Dehnen, *Chem.–Eur. J.*, 2017, **23**, 1999–2004.
- 41 R. O. Day, J. M. Holmes, V. Chandrasekhar and R. R. Holmes, *J. Am. Chem. Soc.*, 1987, **109**, 940–941.
- 42 H. Puff and H. Reuter, *J. Organomet. Chem.*, 1989, **373**, 173–184.
- 43 V. Chandrasekhar and R. Thirumoorthi, *Organometallics*, 2009, **28**, 2096–2106.
- 44 Q. Li, F. Wang, R. Zhang, J. Cui and C. Ma, *Polyhedron*, 2015, **85**, 361–368.
- 45 Y.-P. Xie, J.-F. Ma, J. Yang, Y.-Y. Liu, J.-C. Ma and M.-Z. Su, *Eur. J. Inorg. Chem.*, 2009, 2144–2152.
- 46 M. Mehring, M. Schürmann, H. Reuter, D. Dakternieks and K. Jurkschat, *Angew. Chem., Int. Ed. Engl.*, 1997, **36**, 1112–1114.
- 47 S. Baba Haj, C. Dietz, M. Lutter and K. Jurkschat, *Organometallics*, 2015, **34**, 5555–5565.
- 48 M. Bouška, L. Dostál, R. Jirásko, A. Růžička and R. Jambor, *Organometallics*, 2009, **28**, 4258–4261.
- 49 K. Wraage, T. Pape, R. Herbst-Irmer, M. Noltemeyer, H.-G. Schmidt and H. W. Roesky, *Eur. J. Inorg. Chem.*, 1999, 869–872.
- 50 G.-H. Wen, R.-F. Zhang, Q.-L. Li, S.-L. Zhang, J. Ru, J.-Y. Du and C.-L. Ma, *J. Organomet. Chem.*, 2018, **861**, 151–158.
- 51 C. Jobbágy, P. Baranyai, Á. Gömöry and A. Deák, *CrystEngComm*, 2018, **20**, 5935–5939.
- 52 P. Pfeiffer and L. Rügheimer, *Ber. Dtsch. Chem. Ges.*, 1903, **36**, 3027–3030.
- 53 C. Dorfelt, A. Janeck, D. Kobelt, E. F. Paulus and H. Scherer, *J. Organomet. Chem.*, 1968, **14**, 22–24.
- 54 R. A. Varga and C. Silvestru, *Acta Crystallogr., Sect. E: Struct. Rep. Online*, 2007, **63**, m2789.
- 55 J. P. Eußner and S. Dehnen, *Chem. Commun.*, 2014, **50**, 11385–11388.
- 56 J. P. Eußner, R. O. Kusche and S. Dehnen, *Chem.–Eur. J.*, 2015, **21**, 12376–12388.
- 57 J. P. Eußner, B. E. K. Barth, E. Leusmann, Z. You, N. Rinn and S. Dehnen, *Chem.–Eur. J.*, 2013, **19**, 13792–13802.
- 58 N. Rinn, J. P. Eußner, W. Kaschuba, X. Xie and S. Dehnen, *Chem.–Eur. J.*, 2016, **22**, 3094–3104.
- 59 Z. You, K. Harms and S. Dehnen, *Eur. J. Inorg. Chem.*, 2015, 5322–5328.
- 60 Z. Hassanzadeh Fard, C. Müller, T. Harmening, R. Pöttgen and S. Dehnen, *Angew. Chem., Int. Ed.*, 2009, **48**, 4441–4444.
- 61 J. P. Eußner, B. E. K. Barth, U. Justus, N. W. Rosemann, S. Chatterjee and S. Dehnen, *Inorg. Chem.*, 2015, **54**, 22–24.
- 62 M. Bouška, L. Dostál, Z. Padělková, A. Lyčka, S. Herres-Pawlis, K. Jurkschat and R. Jambor, *Angew. Chem., Int. Ed.*, 2012, **51**, 3478–3482.
- 63 M. Bouška, L. Strižik, L. Dostál, A. Růžička, A. Lyčka, L. Beneš, M. Vlček, J. Příkryl, P. Knotek, T. Wágner and R. Jambor, *Chem.–Eur. J.*, 2013, **19**, 1877–1881.
- 64 T. Tajima, N. Takeda, T. Sasamori and N. Tokitoh, *Eur. J. Inorg. Chem.*, 2005, 4291–4300.
- 65 M. Saito, H. Hashimoto, T. Tajima and M. Ikeda, *J. Organomet. Chem.*, 2007, **692**, 2729–2735.
- 66 R. Hauser and K. Merzweiler, *Z. Anorg. Allg. Chem.*, 2002, **628**, 905–906.
- 67 N. Rinn, L. Guggolz, K. Gries, K. Volz, J. Senker and S. Dehnen, *Chem.–Eur. J.*, 2017, **23**, 15607–15611.
- 68 N. Rinn, L. Guggolz, J. Lange, S. Chatterjee, T. Block, R. Pöttgen and S. Dehnen, *Chem.–Eur. J.*, 2018, **24**, 5840–5848.
- 69 E. Dornsiepen, F. Weigend and S. Dehnen, *Chem.–Eur. J.*, 2019, **25**, 2486–2490.
- 70 B. E. K. Barth, E. Leusmann, K. Harms and S. Dehnen, *Chem. Commun.*, 2013, **49**, 6590–6592.
- 71 E. Leusmann, F. Schneck and S. Dehnen, *Organometallics*, 2015, **34**, 3264–3271.



- 72 C. Pöhlker, I. Schellenberg, R. Pöttgen and S. Dehnen, *Chem. Commun.*, 2010, **46**, 2605–2607.
- 73 Z. You, R. Möckel, J. Bergunde and S. Dehnen, *Chem.–Eur. J.*, 2014, **20**, 13491–13496.
- 74 E. Leusmann, M. Wagner, N. W. Rosemann, S. Chatterjee and S. Dehnen, *Inorg. Chem.*, 2014, **53**, 4228–4233.
- 75 B. E. K. Barth, B. A. Tkachenko, J. P. Eußner, P. R. Schreiner and S. Dehnen, *Organometallics*, 2014, **33**, 1678–1688.
- 76 Z. H. Fard, M. R. Halvagar and S. Dehnen, *J. Am. Chem. Soc.*, 2010, **132**, 2848–2849.
- 77 M. R. Halvagar, Z. Hassanzadeh Fard and S. Dehnen, *Chem.–Eur. J.*, 2011, **17**, 4371–4374.
- 78 K. Hanau, N. Rinn, M. Argentari and S. Dehnen, *Chem.–Eur. J.*, 2018, **24**, 11711–11716.
- 79 N. Rinn, J.-P. Berndt, A. Kreher, R. Hrdina, M. Reinmuth, P. R. Schreiner and S. Dehnen, *Organometallics*, 2016, **35**, 3215–3220.
- 80 A. Engel and S. Dehnen, *Eur. J. Inorg. Chem.*, 2019, DOI: 10.1002/ejic.201900528.
- 81 J.-P. Berndt, A. Engel, R. Hrdina, S. Dehnen and P. R. Schreiner, *Organometallics*, 2019, **38**, 329–335.
- 82 A. Engel, E. Dornsiepen and S. Dehnen, *Inorg. Chem. Front.*, 2019, **6**, 1973–1976.
- 83 N. W. Rosemann, J. P. Eußner, A. Beyer, S. W. Koch, K. Volz, S. Dehnen and S. Chatterjee, *Science*, 2016, **352**, 1301–1304.
- 84 N. W. Rosemann, H. Locke, P. R. Schreiner and S. Chatterjee, *Adv. Opt. Mater.*, 2018, **6**, 1701162.
- 85 N. W. Rosemann, J. P. Eußner, E. Dornsiepen, S. Chatterjee and S. Dehnen, *J. Am. Chem. Soc.*, 2016, **138**, 16224–16227.
- 86 E. Dornsiepen, F. Dobener, N. Mengel, O. Lenchuk, C. Dues, S. Sanna, D. Mollenhauer, S. Chatterjee and S. Dehnen, *Adv. Opt. Mater.*, 2019, **7**, 1801793.
- 87 A. Bashall, A. Ciulli, E. A. Harron, G. T. Lawson, M. McPartlin, M. E. G. Mosquera and D. S. Wright, *J. Chem. Soc., Dalton Trans.*, 2002, 1046–1050.
- 88 F. Benevelli, E. L. Doyle, E. A. Harron, N. Feeder, E. A. Quadrelli, D. Sáez and D. S. Wright, *Angew. Chem., Int. Ed.*, 2000, **39**, 1501–1503.
- 89 A. Hinz and J. M. Goicoechea, *Dalton Trans.*, 2018, **47**, 8879–8883.
- 90 M. Veith, M.-L. Sommer and D. Jäger, *Chem. Ber.*, 1979, **112**, 2581–2587.
- 91 T. Chivers and D. J. Eisler, *Angew. Chem., Int. Ed.*, 2004, **43**, 6686–6689.
- 92 M. Joannis, *C. R. Hebd. Seances Acad. Sci.*, 1891, **113**, 795–798.
- 93 E. Zintl, J. Goubeau and W. Dullenkopf, *Z. Phys. Chem.*, 1931, **154**, 1–46.
- 94 crypt-222: 4,7,13,16,21,24-hexaoxa-1,10-diazabicyclo[8.8.8] hexacosane.
- 95 D. Kummer and L. Diehl, *Angew. Chem., Int. Ed.*, 1970, **9**, 895.
- 96 J. D. Corbett, D. G. Adolphson, D. J. Merryman, P. A. Edwards and F. J. Armatis, *J. Am. Chem. Soc.*, 1975, **97**, 6267–6268.
- 97 S. C. Sevov and J. M. Goicoechea, *Organometallics*, 2006, **25**, 5678–5692.
- 98 T. F. Fässler, *Angew. Chem., Int. Ed.*, 2001, **40**, 4161–4165.
- 99 L. L. Lohr, *Inorg. Chem.*, 1981, **20**, 4229–4235.
- 100 K. Wiesler, K. Brandl, A. Fleischmann and N. Korber, *Z. Anorg. Allg. Chem.*, 2009, **635**, 508–512.
- 101 M. Waibel, F. Kraus, S. Scharfe, B. Wahl and T. F. Fässler, *Angew. Chem., Int. Ed.*, 2010, **49**, 6611–6615.
- 102 F. Fendt, C. Koch, S. Gartner and N. Korber, *Dalton Trans.*, 2013, **42**, 15548–15550.
- 103 M. Neumeier, F. Fendt, S. Gartner, C. Koch, T. Gartner, N. Korber and R. M. Gschwind, *Angew. Chem., Int. Ed.*, 2013, **52**, 4483–4486.
- 104 V. Queneau and S. C. Sevov, *Inorg. Chem.*, 1998, **37**, 1358–1360.
- 105 C. Hoch, M. Wendorff and C. Röhr, *Acta Crystallogr., Sect. C: Cryst. Struct. Commun.*, 2002, **58**, i45–i46.
- 106 S. Ponou and T. F. Fässler, *Z. Anorg. Allg. Chem.*, 2007, **633**, 393–397.
- 107 A. Ugrinov and S. C. Sevov, *J. Am. Chem. Soc.*, 2002, **124**, 10990–10991.
- 108 R. Hauptmann and T. F. Fässler, *Z. Anorg. Allg. Chem.*, 2003, **629**, 2266–2273.
- 109 C. Downie, Z. Tang and A. M. Guloy, *Angew. Chem., Int. Ed.*, 2000, **39**, 337–340.
- 110 C. B. Benda, H. He, W. Klein, M. Somer and T. F. Fässler, *Z. Anorg. Allg. Chem.*, 2015, **641**, 1080–1086.
- 111 M. M. Bentlohner, W. Klein, Z. H. Fard, L. A. Jantke and T. F. Fässler, *Angew. Chem., Int. Ed.*, 2015, **54**, 3748–3753.
- 112 D. J. Chapman and S. C. Sevov, *Inorg. Chem.*, 2008, **47**, 6009–6013.
- 113 R. J. Wilson, B. Weinert and S. Dehnen, *Dalton Trans.*, 2018, **47**, 14861–14869.
- 114 S. Scharfe, T. F. Fässler, S. Stegmaier, S. D. Hoffmann and K. Ruhland, *Chem.–Eur. J.*, 2008, **14**, 4479–4483.
- 115 B. W. Eichhorn, R. C. Haushalter and W. T. Pennington, *J. Am. Chem. Soc.*, 1988, **110**, 8704–8706.
- 116 B. Kesanli, J. Fettingner and B. Eichhorn, *Chem.–Eur. J.*, 2001, **7**, 5277–5285.
- 117 J. Campbell, H. P. A. Mercier, H. Franke, D. P. Santry, D. A. Dixon and G. J. Schrobilgen, *Inorg. Chem.*, 2002, **41**, 86–107.
- 118 E. N. Esenturk, J. Fettingner, Y. F. Lam and B. Eichhorn, *Angew. Chem., Int. Ed.*, 2004, **43**, 2132–2134.
- 119 J. Q. Wang, S. Stegmaier, B. Wahl and T. F. Fässler, *Chem.–Eur. J.*, 2010, **16**, 1793–1798.
- 120 K. Wade, *J. Chem. Soc. D*, 1971, 792–793.
- 121 K. Wade, *Adv. Inorg. Chem. Radiochem.*, 1976, **18**, 1–66.
- 122 D. M. P. Mingos, *Acc. Chem. Res.*, 1984, **17**, 311–319.
- 123 D. M. P. Mingos, T. Slee and L. Zhenyang, *Chem. Rev.*, 1990, **90**, 383–402.
- 124 J. Q. Wang, S. Stegmaier and T. F. Fässler, *Angew. Chem., Int. Ed.*, 2009, **48**, 1998–2002.
- 125 B. Zhou, M. S. Denning, D. L. Kays and J. M. Goicoechea, *J. Am. Chem. Soc.*, 2009, **131**, 2802–2803.
- 126 T. Kramer, J. C. Duckworth, M. D. Ingram, B. Zhou, J. E. McGrady and J. M. Goicoechea, *Dalton Trans.*, 2013, **42**, 12120–12129.
- 127 J. M. Goicoechea and J. E. McGrady, *Dalton Trans.*, 2015, **44**, 6755–6766.



- 128 X. Jin, V. Arcisauskaite and J. E. McGrady, *Dalton Trans.*, 2017, **46**, 11636–11644.
- 129 C. B. Benda, M. Waibel and T. F. Fässler, *Angew. Chem., Int. Ed.*, 2015, **54**, 522–526.
- 130 B. Weinert, S. Mitzinger and S. Dehnen, *Chem.–Eur. J.*, 2018, **24**, 8470–8490.
- 131 C. Liu, X. Jin, L.-J. Li, J. Xu, J. E. McGrady and Z.-M. Sun, *Chem. Sci.*, 2019, **10**, 4394–4401.
- 132 S. Stegmaier and T. F. Fässler, *J. Am. Chem. Soc.*, 2011, **133**, 19758–19768.
- 133 Z. M. Sun, H. Xiao, J. Li and L. S. Wang, *J. Am. Chem. Soc.*, 2007, **129**, 9560–9561.
- 134 F. S. Kocak, P. Zavalij, Y. F. Lam and B. W. Eichhorn, *Inorg. Chem.*, 2008, **47**, 3515–3520.
- 135 F. Lips and S. Dehnen, *Angew. Chem., Int. Ed.*, 2009, **48**, 6435–6438.
- 136 F. Lips, R. Clérac and S. Dehnen, *Angew. Chem., Int. Ed.*, 2011, **50**, 960–964.
- 137 N. Lichtenberger, R. J. Wilson, A. R. Eulenstein, W. Massa, R. Clérac, F. Weigend and S. Dehnen, *J. Am. Chem. Soc.*, 2016, **138**, 9033–9036.
- 138 N. Lichtenberger, N. Spang, A. Eichhöfer and S. Dehnen, *Angew. Chem., Int. Ed.*, 2017, **56**, 13253–13258.
- 139 B. Weinert, F. Weigend and S. Dehnen, *Chem.–Eur. J.*, 2012, **18**, 13589–13595.
- 140 B. Weinert, F. Müller, K. Harms, R. Clérac and S. Dehnen, *Angew. Chem., Int. Ed.*, 2014, **53**, 11979–11983.
- 141 R. J. Wilson, F. Hastreiter, K. Reiter, P. Buschelberger, R. Wolf, R. M. Gschwind, F. Weigend and S. Dehnen, *Angew. Chem., Int. Ed.*, 2018, **57**, 15359–15363.
- 142 R. J. Wilson, L. Broeckaert, F. Spitzer, F. Weigend and S. Dehnen, *Angew. Chem., Int. Ed.*, 2016, **55**, 11775–11780.
- 143 A. Schnepf, *Angew. Chem., Int. Ed.*, 2003, **42**, 2624–2625.
- 144 F. Li and S. C. Sevov, *Inorg. Chem.*, 2015, **54**, 8121–8125.
- 145 F. Li, A. Muñoz-Castro and S. C. Sevov, *Angew. Chem., Int. Ed.*, 2016, **55**, 8630–8633.
- 146 O. Kysliak, D. D. Nguyen, A. Z. Clayborne and A. Schnepf, *Inorg. Chem.*, 2018, **57**, 12603–12609.
- 147 M. Binder, C. Schrenk, T. Block, R. Pöttgen and A. Schnepf, *Chem. Commun.*, 2017, **53**, 11314–11317.
- 148 M. Brynda, R. Herber, P. B. Hitchcock, M. F. Lappert, I. Nowik, P. P. Power, A. V. Protchenko, A. Ruzicka and J. Steiner, *Angew. Chem., Int. Ed.*, 2006, **45**, 4333–4337.
- 149 M.-L. Lechner, K. Fürpaß, J. Sykora, R. C. Fischer, J. Albering and F. Uhlig, *J. Organomet. Chem.*, 2009, **694**, 4209–4215.
- 150 C. P. Sindlinger and L. Wesemann, *Chem. Sci.*, 2014, **5**, 2739–2746.
- 151 C. Schrenk, F. Winter, R. Pöttgen and A. Schnepf, *Chem.–Eur. J.*, 2015, **21**, 2992–2997.
- 152 J.-J. Maudrich, C. P. Sindlinger, F. S. W. Aicher, K. Eichele, H. Schubert and L. Wesemann, *Chem.–Eur. J.*, 2017, **23**, 2192–2200.
- 153 D. R. Lide, *CRC Handbook of Chemistry and Physics*, CRC Press, Taylor & Francis Group, 90th edn, 2009–2010.
- 154 S. Hoffmann, T. F. Fässler, C. Hoch and C. Röhr, *Angew. Chem., Int. Ed.*, 2001, **40**, 4398–4400.

