


Cite this: *Nanoscale Adv.*, 2025, 7, 1937Received 20th December 2024  
Accepted 1st February 2025

DOI: 10.1039/d4na01055h

rsc.li/nanoscale-advances

# Copper-anchored polysulfonamide-modified UiO-66-NH<sub>2</sub>/sodium alginate nanocatalyst for sustainable synthesis of 1,2,3-triazoles†

Samaneh Koosha,<sup>a</sup> Ramin Ghorbani-Vaghei \*<sup>ab</sup> and Sedigheh Alavinia<sup>a</sup>

An effective nanocomposite comprising a metal–organic framework and porous polysulfonamide–sodium alginate (SA-PS) was developed for phenyl triazole production. The Cu(I) ions were uniformly distributed on the as-prepared UiO-66-NH<sub>2</sub>@SA-PS matrix, coordinated by sulfonamide groups in a bidentate bridging pattern (UiO-66-NH<sub>2</sub>@SA-PS/CuI). The nanocatalyst UiO-66-NH<sub>2</sub>@SA-PS/CuI demonstrated exceptional performance in the synthesis of 1,2,3-triazole derivatives, facilitating high product yields in the reaction of various aryl boronic acids, phenylacetylene, and sodium azide under mild conditions.

## 1. Introduction

The 1,2,3-triazoles are versatile compounds with significant biological and industrial importance. Due to their many potential structural and pharmacological characteristics, they have become a preferred scaffold in medicinal chemistry.<sup>1</sup> Their synthesis, primarily through Huisgen cycloaddition, provides a robust method for accessing a variety of derivatives, thereby supporting extensive research and development in multiple fields of chemistry and medicine.<sup>2</sup> Click chemistry utilizes small fundamental molecular units compiled in combinatorial libraries. These structures rely on selective, straightforward carbon–heteroatom bonds (C–X–C), allowing them to recombine in one-step reactions.<sup>3</sup> This approach aligns with green chemistry principles by enabling the rapid creation of a wide variety of compounds. Click chemistry is currently more prevalent in biological contexts than it is in the chemical phase of drug development, which offers an opportunity to enhance the reactions (Scheme 1).<sup>4</sup> Recent reviews have comprehensively examined the progress of CuAAC reactions, and numerous catalytic copper systems have been reported.<sup>5–8</sup> These systems are categorized into Cu(I) sources, Cu(II) salts or complexes, Cu nanoparticles, Cu MOFs<sup>6</sup> and others. Typical catalysts include Cu(I) sources such as CuI, CuBr, and CuCl.<sup>5–9</sup> Homogeneous Cu(II) salts such as CuSO<sub>4</sub>, CuCl<sub>2</sub> and Cu(OAc)<sub>2</sub>, in combination with sodium ascorbate, have been shown to be effective catalysts for CuAAC reactions.<sup>10</sup> Therefore, a variety of polymer-supported copper catalysts, such

as mPAN-Cu(II),<sup>11</sup> Cu(I)/PVPP-Fe<sub>3</sub>O<sub>4</sub>,<sup>12</sup> Cu@CB-n,<sup>13</sup> Cu(I) NVPMBMA,<sup>14</sup> PS-PEG-TD2-CuSO<sub>4</sub>,<sup>15</sup> PANFPABuBuX@CuX,<sup>16</sup> and CuX-PBPTP<sup>17</sup> have been successfully employed for this reaction.

The development of biodegradable solid catalysts utilizing renewable biopolymers presents a feasible approach to achieving safer and more sustainable organic synthesis methods, aligning with the principles of green chemistry.<sup>18</sup> In recent decades, heterogeneous catalytic processes have garnered significant interest for their potential to improve the sustainability of chemical reactions.<sup>19,20</sup> By leveraging renewable biopolymers, these catalysts provide an environmentally friendly alternative to conventional systems, enhancing both the safety and efficiency of organic synthesis.<sup>21</sup>

Sodium alginate is a water-soluble biopolymer commonly found in aquatic phytoplankton. This biodegradable polymer consists of chains comprising two monomeric components: 1,4-linked β-D-mannuronic acid and α-L-guluronic acid. Due to the presence of hydroxy (–OH) and carboxylate (–COO<sup>–</sup>) functional groups along its chain, alginate exhibits electrostatic interactions.<sup>22</sup> However, similar to other polymeric gels, pure ionically cross-linked alginate hydrogels possess certain disadvantages, such as structural instability and low mechanical strength, which can limit their practical applications. To improve the physical properties of sodium alginate, graft copolymerization and nanocasting techniques are practical and efficient methods.<sup>23</sup>

MOFs are highly promising materials due to the versatility and tunability of their orderly crystalline structures.<sup>24,25</sup> Through the integration with carefully engineered polymers to form MOF composites, the shortcomings of pure MOFs can be compensated for, thus achieving synergistic effects for the enhancement and expansion of their performance. MOF/polymer nanocomposites have emerged as promising materials for various applications, including organic reactions.<sup>26–28</sup>

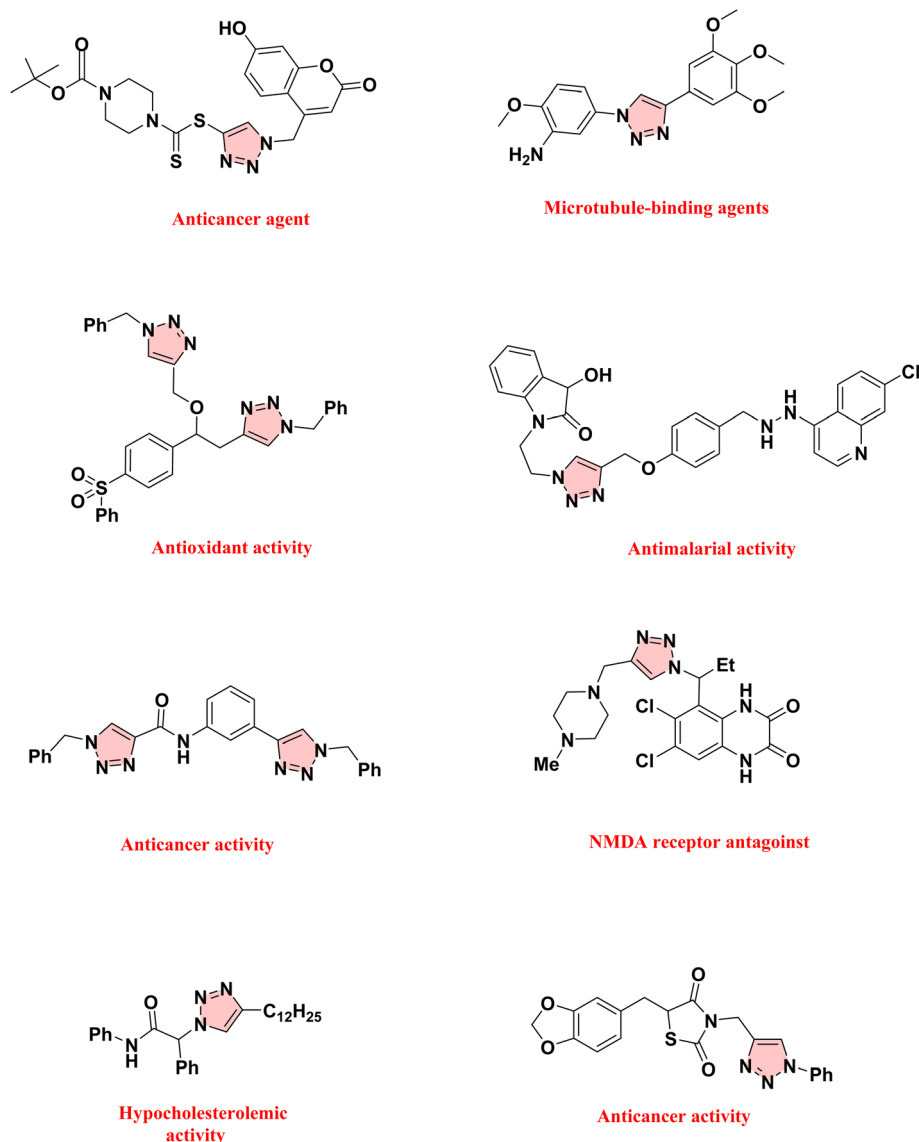
The combination of sodium alginate, polysulfonamide and the metal–organic framework provides an amphiphilic

<sup>a</sup>Department of Organic Chemistry, Faculty of Chemistry and Petroleum Sciences, Bu-Ali Sina University, Hamadan, 6517838683, Iran. E-mail: rgvaghei@yahoo.com; ghorbani@basu.ac.ir

<sup>b</sup>Department of Organic Chemistry, Faculty of Chemistry, University of Guilan, Rasht, Iran

† Electronic supplementary information (ESI) available. See DOI: <https://doi.org/10.1039/d4na01055h>





Scheme 1 Triazole derivatives with biological activity.

environment for the reaction catalyst. The prepared substrate facilitates effective loading of copper iodide by forming strong bonds with copper iodide nanoparticles. Copper iodide nanoparticles also play a crucial role in improving the reaction conditions as active catalytic species.

In this study, a novel catalyst was designed using the readily accessible UiO-66-NH<sub>2</sub>-functionalized porous sodium alginate-polysulfonamide as a multifunctional heterogeneous support for the immobilization of CuI NPs. The MOF@polymer core-shell catalyst offers a tailored and selective environment for the synthesis of 1,2,3-triazole compounds from the reaction of aryl boronic acids, phenylacetylene, and sodium azide through Huisgen cycloaddition. This study reports the 1,2,3-triazole synthesis, emphasizing the use of a porous sodium alginate-polysulfonamide/copper nanocatalyst supported by a metal-organic framework. This method synthesizes compounds with high efficiency in the presence of an environmentally friendly catalyst (Scheme 1).

## 2. Experimental section

### 2.1 UiO-66-NH<sub>2</sub> synthesis

UiO-66-NH<sub>2</sub> was synthesized using a solvothermal method. Initially, a mixture of 2-aminoterephthalic acid (0.12 g) and zirconium chloride (0.14 g) was dispersed in DMF solvent (50 mL). Subsequently, the solution was transferred to a Teflon-lined autoclave and maintained at 130 °C for 24 h. The sample was immersed in 10 mL of hot EtOH and 10 mL of DMF for 24 h to remove any residual acids trapped inside the pores. Subsequently, it was filtered and dried at 100 °C overnight to obtain the UiO-66-NH<sub>2</sub>.<sup>29,30</sup>

### 2.2 Porous SA-PS synthesis

For polymerization, sodium alginate (0.25 g), *p*-styrene sulfonamide (1.00 g), and SiO<sub>2</sub> nanoparticles (0.05 g) were stirred with a magnet in distilled water (10 mL) at 70 °C. After 10 min, 0.04 g of ammonium persulfate was added to the mixture, and the



reaction mixture was stirred for 2 h with a magnetic stirrer until SiO<sub>2</sub>/SA-PS nanoparticles were synthesized and washed with H<sub>2</sub>O (5 mL) and EtOH (5 mL) to obtain a solid material, which was dried at room temperature under vacuum conditions. Then, the silica in the SiO<sub>2</sub>/SA-PS was selectively removed with HF solution. HF solution (10 mL), deionized water (10 mL), and SiO<sub>2</sub>/SA-PS nanoparticles (0.5 g) were added in a container. Then, the mixture was stirred at room temperature for 6 h to obtain the prepared porous polymer, washed with H<sub>2</sub>O (50 mL) and dried at 50 °C.<sup>31</sup>

### 2.3 Preparation of UiO-66-NH<sub>2</sub>@SA-PS nanocomposite

The new nanocomposite UiO-66-NH<sub>2</sub>@SA-PS was synthesized by the reaction of UiO-66-NH<sub>2</sub> with porous SA-PS. UiO-66-NH<sub>2</sub> (0.15 g) was dispersed in DMF (5 mL). Then, porous SA-PS (0.12 g) in 5 mL DMF was added dropwise to the mixture and stirred for 24 h at 50 °C with a magnetic stirrer. Finally, the sediment obtained was dried in an oven at 110 °C for 24 h to remove the residual solvent to gain UiO-66-NH<sub>2</sub>@SA-PS.<sup>31</sup>

### 2.4 Preparation of UiO-66-NH<sub>2</sub>@SA-PS/CuI nanocomposite

Subsequently, the resulting UiO-66-NH<sub>2</sub>@SA-PS powder (0.1 g) and CuI nanoparticles (0.05 g) were added to 20 mL acetonitrile, and the mixture was stirred at 50 °C with a magnetic stir bar for 12 h. The resulting powder was collected by filtration and

washed thoroughly with deionized water (20 mL) and ethanol (20 mL) to remove the unreacted reactant, and then dried (Scheme 2).<sup>31</sup>

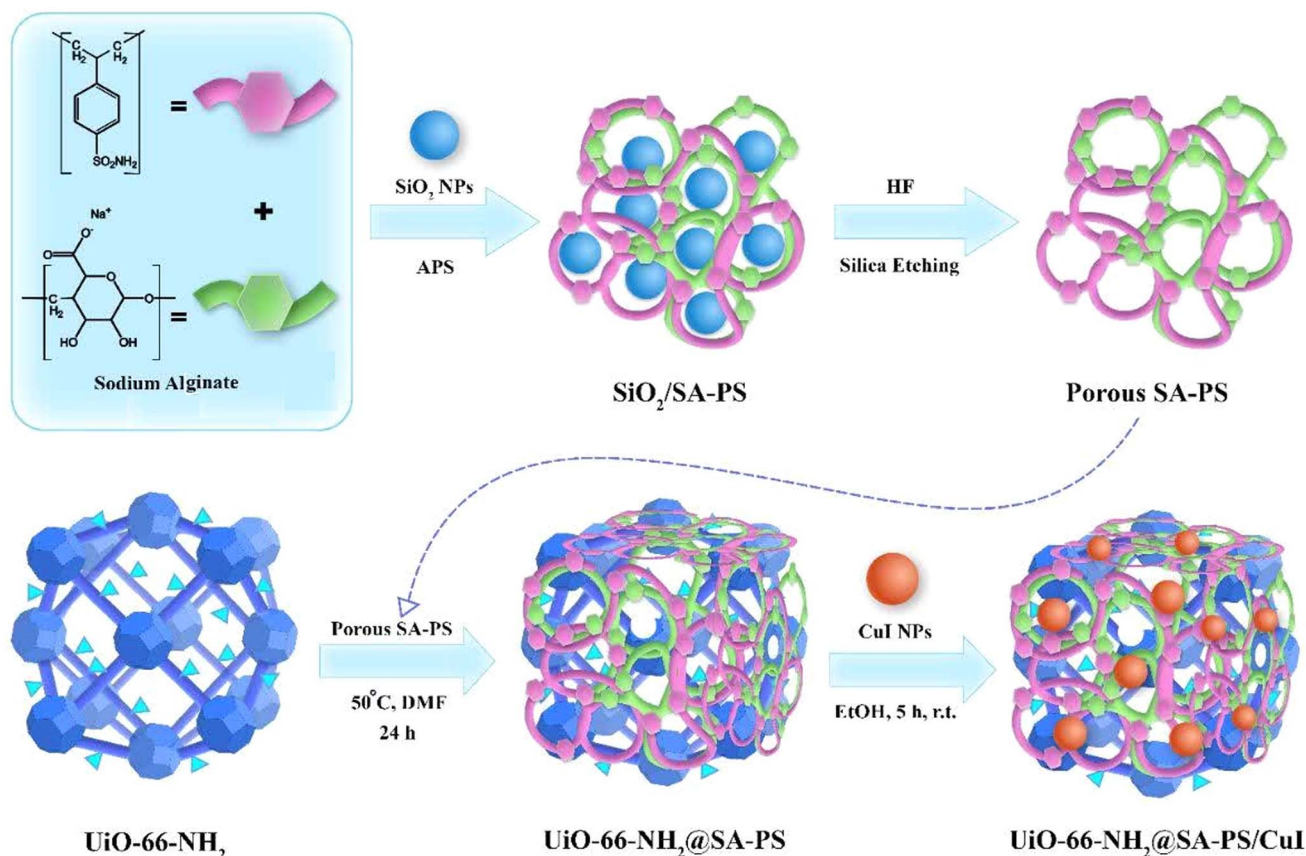
### 2.5 General procedure for 1,2,3-triazole synthesis

A mixture of potassium carbonate (138 mg, 1 mmol), phenylboronic acid (122 mg, 1 mmol), sodium azide (195 mg, 3 mmol) and UiO-66@SA/PSA@CuI (10 mg, 0.64 mol%) in H<sub>2</sub>O/EtOH (2 mL) was stirred at 80 °C for 1 h. Then, phenylacetylene (102 mg, 1 mmol) was added to the mixture and stirred for an appropriate time. The progress of reaction was checked using TLC (*n*-hexane/ethyl acetate = 10 : 3). After completion of the reaction, the mixture was cooled and then centrifuged to separate the catalyst. After drying, the sediment from the reaction was extracted (ethyl acetate/water = 1 : 2, 30 mL), dried and evaporated, and finally, the crude product was washed with hot *n*-hexane (Scheme 3). The amount of copper incorporated in the support was 4.064%, as corroborated using inductively coupled plasma optical emission spectroscopy (ICP-OES).

## 3. Result and discussion

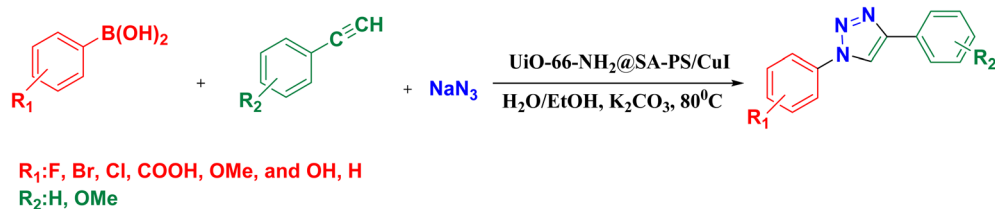
### 3.1 Catalyst activity

Optimization reactions were performed for the reaction of phenylboronic acid **1a**, sodium azide **2a**, and phenylacetylene



Scheme 2 Schematic pathway for the fabrication of UiO-66-NH<sub>2</sub>@SA-PS/CuI.<sup>31</sup>





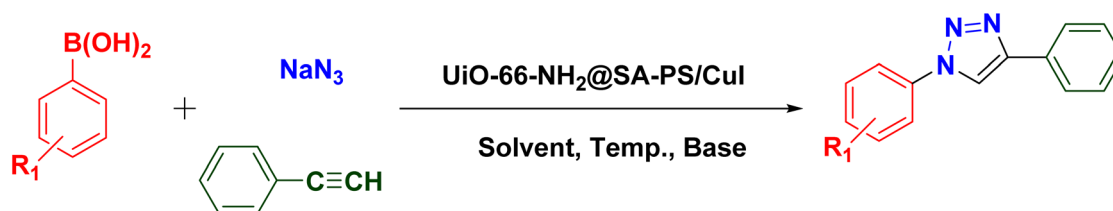
Scheme 3 Schematic pathway for the fabrication of 1,2,3-triazole using UiO-66-NH<sub>2</sub>@SA-PS/CuI nanocomposite.

**3a** to determine the best reaction conditions to yield 1,2,3-triazoles (Table 1) in K<sub>2</sub>CO<sub>3</sub>. UiO-66-NH<sub>2</sub>@SA-PS/CuI is essential for the abovementioned reaction. The best result was achieved when employing 10 mg of UiO-66-NH<sub>2</sub>@SA-PS/CuI catalyst (entry 3), which produced yields of 98%. Further increasing the catalyst dosage beyond 10 mg did not significantly elevate the product yields (entry 4). The reaction did not proceed in the absence of K<sub>2</sub>CO<sub>3</sub> (entry 5). In addition, we performed experiments to investigate different bases for the model reaction. Notably, K<sub>2</sub>CO<sub>3</sub> emerged as the most advantageous base, yielding both the highest output and the shortest reaction time when the model reaction was conducted. This highlights the critical role of base selection in optimizing reaction conditions for the click reaction (entries 6–8).

The choice of solvent significantly influenced the effectiveness of the click reaction, as evidenced by the varying yields

observed across different solvents, which are summarized in Table 1. The catalytic potential in a model reaction was studied using various organic solvents, including PEG, DMF/H<sub>2</sub>O, CH<sub>3</sub>CN/H<sub>2</sub>O, PEG/H<sub>2</sub>O, H<sub>2</sub>O/EtOH, ethanol and water (entries 9–15). When only PEG was employed, its high viscosity resulted in low solubility for the synthesized catalyst, which consequently led to a diminished yield (entry 9). In contrast, using only water allowed phenylboronic acid and the base to dissolve effectively; however, phenylacetylene remained insoluble, resulting in poor yields (entry 10). Conversely, while phenylacetylene dissolved well in ethanol (EtOH), the other components did not, leading to similarly low yields (entry 11). The results presented in Table 1 demonstrate that binary solvent systems are significantly more effective, as they enable the dissolution of all catalytic components (entries 12–14). The EtOH/H<sub>2</sub>O mixture was ultimately selected due to its high

Table 1 Model reaction optimization<sup>a</sup>



Entry	Cat. (mol%)	Base (mmol)	Solvent	Yield <sup>b</sup> (%)
1	—	K <sub>2</sub> CO <sub>3</sub> (1)	H <sub>2</sub> O/EtOH	N.R.
2	0.32	K <sub>2</sub> CO <sub>3</sub> (1)	H <sub>2</sub> O/EtOH	85
3	0.64	K <sub>2</sub> CO <sub>3</sub> (1)	H <sub>2</sub> O/EtOH	98
4	0.96	K <sub>2</sub> CO <sub>3</sub> (1)	H <sub>2</sub> O/EtOH	98
5	0.64	—	H <sub>2</sub> O/EtOH	55
6	0.64	KOH (1)	H <sub>2</sub> O/EtOH	42
7	0.64	Na <sub>2</sub> CO <sub>3</sub> (1)	H <sub>2</sub> O/EtOH	39
8	0.64	Cs <sub>2</sub> CO <sub>3</sub> (1)	H <sub>2</sub> O/EtOH	27
9	0.64	K <sub>2</sub> CO <sub>3</sub> (1)	PEG	30
10	0.64	K <sub>2</sub> CO <sub>3</sub> (1)	H <sub>2</sub> O	10
11	0.64	K <sub>2</sub> CO <sub>3</sub> (1)	EtOH	40
12	0.64	K <sub>2</sub> CO <sub>3</sub> (1)	DMF/H <sub>2</sub> O	59
13	0.64	K <sub>2</sub> CO <sub>3</sub> (1)	CH <sub>3</sub> CN/H <sub>2</sub> O	68
14	(0.64)	K <sub>2</sub> CO <sub>3</sub> (1)	PEG/H <sub>2</sub> O	72
15	0.64	K <sub>2</sub> CO <sub>3</sub> (1)	H <sub>2</sub> O/EtOH	80 <sup>c</sup>
16	0.64	K <sub>2</sub> CO <sub>3</sub> (2)	H <sub>2</sub> O/EtOH	84
17	0.64	K <sub>2</sub> CO <sub>3</sub> (0.5)	H <sub>2</sub> O/EtOH	60

<sup>a</sup> Reaction conditions: phenylboronic acid (1 mmol), NaN<sub>3</sub> (3 mmol), phenylacetylene (1 mmol), K<sub>2</sub>CO<sub>3</sub> (1 mmol), and UiO-66-NH<sub>2</sub>@SA-PS/CuI (0.64 mol%) in H<sub>2</sub>O/EtOH (1 : 1, 2 mL) for 90 min. <sup>b</sup> Isolated yield. <sup>c</sup> The reaction was performed at 80 °C.



**Table 2** Comparison efficiency of UiO-66-NH<sub>2</sub>@SA-PS/CuI with different catalysts

Entry	Catalyst	Base (mmol)	Yield (%)
1	UiO-66-NH <sub>2</sub> (10 mg)	K <sub>2</sub> CO <sub>3</sub>	40
2	UiO-66-NH <sub>2</sub> @SA (10 mg)	K <sub>2</sub> CO <sub>3</sub>	48
3	UiO-66-NH <sub>2</sub> @SA-PS (10 mg)	K <sub>2</sub> CO <sub>3</sub>	50
4	CuI (10 mg)	K <sub>2</sub> CO <sub>3</sub>	60
5	UiO-66-NH <sub>2</sub> @CuI (10 mg)	K <sub>2</sub> CO <sub>3</sub>	70
6	UiO-66-NH <sub>2</sub> @SA-PS/CuI (0.64 mol%)	K <sub>2</sub> CO <sub>3</sub>	98

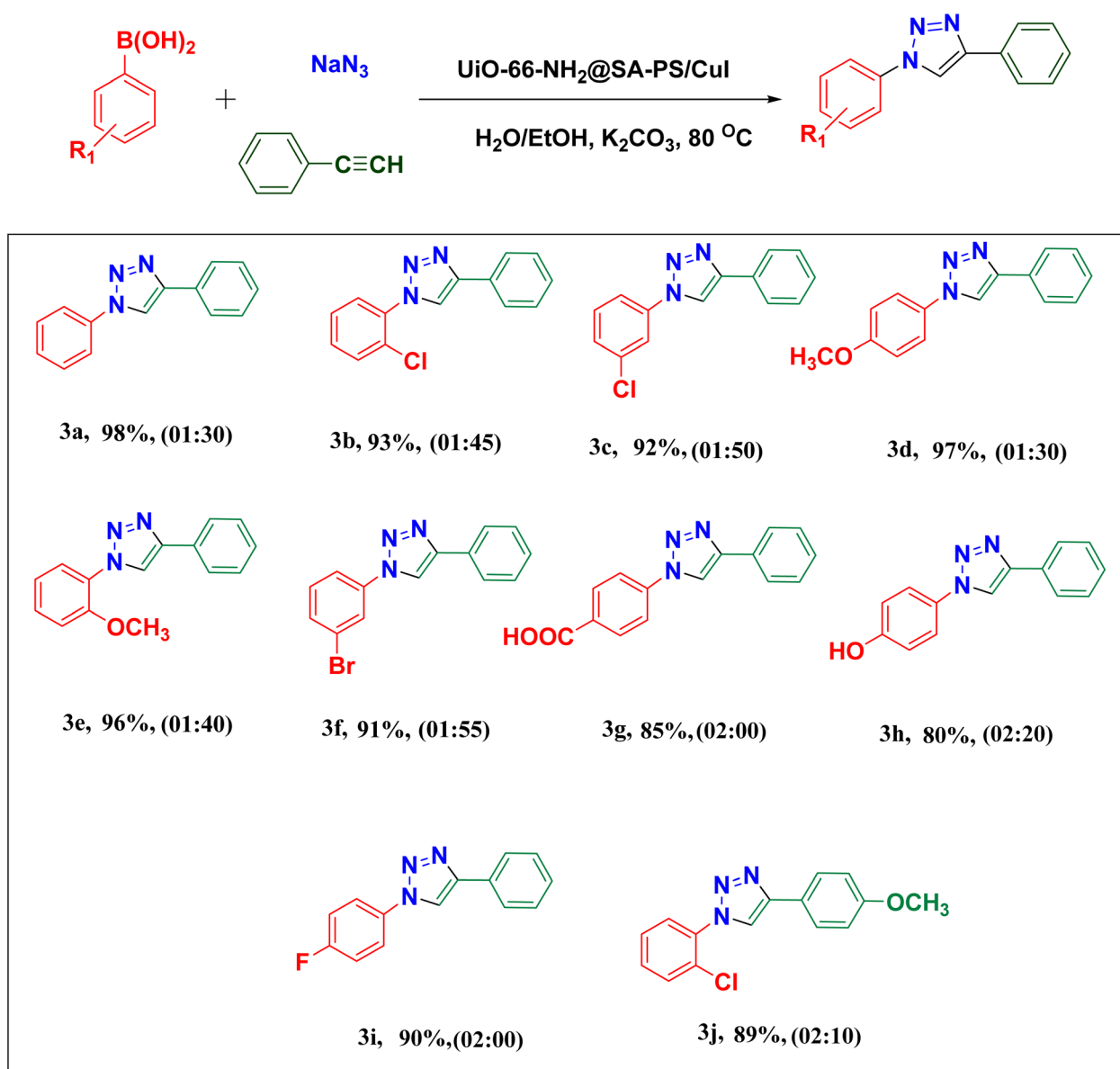
catalytic activity and the fact that both solvents are environmentally friendly (entry 2). The evaluation of temperature indicated that 80 °C provides the highest yield (entries 15 vs. 2).

Ultimately, our results revealed that the optimal dosage of K<sub>2</sub>CO<sub>3</sub> catalyst for this reaction was 1 mol (entries 16–17).

Furthermore, the efficiency of the UiO-66-NH<sub>2</sub>@SA-PS/CuI catalyst was compared as shown in Table 2, entries 1–6. The results indicate that the high performance of the synthesized catalyst is related to synergistic effects of UiO-66-NH<sub>2</sub>, porous SA-PS, and CuI NPs (entry 6 vs. 1–5).

To investigate the generality of the copper-catalyzed alkyne-azide cycloaddition reaction, the scope and limitations of this method were investigated using 10 diverse phenylboronic acids. The one-pot reaction of different substituted aryl boronic acids in the presence of H<sub>2</sub>O/EtOH and K<sub>2</sub>CO<sub>3</sub> in MeOH using UiO-66-NH<sub>2</sub>@SA-PS/CuI at 80 °C gave 1,2,3-triazoles. In this catalytic

**Table 3** UiO-66-NH<sub>2</sub>@SA-PS/CuI-catalyzed CuAAC reactions based on the various boronic acids and alkynes<sup>a</sup>



<sup>a</sup> Reaction conditions: phenylboronic acid (1 mmol), NaN<sub>3</sub> (3 mmol), phenylacetylene (1 mmol), K<sub>2</sub>CO<sub>3</sub> (1 mmol) and UiO-66-NH<sub>2</sub>@SA-PS/CuI (0.64 mol%) in H<sub>2</sub>O/EtOH (1 : 1, 2 mL). Isolated yield.



system, the aryl boronic acids bearing either electron-donating or electron-withdrawing groups on the aromatic ring (F, Br, Cl, COOH, OMe, and OH) readily undergo the reaction to afford the corresponding products in good to excellent yields. As shown in Table 3, the presence of an electron-withdrawing substitute in phenylboronic acid extended the reaction time. A simple process to purify the products, without chromatographic purification, was achieved in this study.

Based on literature reports,<sup>32</sup> a plausible mechanism for one-pot CuAAC synthesis has been proposed (Scheme 3), wherein  $\text{NaN}_3$  plays the role of azide precursor.  $\text{Cu(I)}$  species are prone to oxidation to  $\text{Cu(II)}$  due to their thermodynamic instability.<sup>9</sup> The reaction begins with a boronic acid derivative reacting with sodium azide ( $\text{NaN}_3$ ) to create an azide group. The  $\text{UiO-66-NH}_2@SA\text{-PS/CuI}$  catalyst then coordinates with the terminal alkyne, forming a copper-acetylide complex A and releasing a proton (intermediate A). Subsequently, the azide group coordinates with the copper-acetylide complex, leading to a cycloaddition reaction between the azide and the alkyne to produce a triazole ring (intermediates B and C). Thirdly, rearrangement of intermediate C leads to the formation of the copper-metalated triazolide D and releases the catalytic  $\text{Cu(I)}$  species. Finally, the intermediate C captures a proton to produce the target triazole and regenerate the  $\text{Cu(I)}$  intermediate. In addition,  $\text{UiO-66-NH}_2@SA\text{-PS}$  in this catalytic cycle serves as an efficient ligand to tune the activity of  $\text{Cu(I)}$  species on the catalyst (Scheme 4).<sup>33</sup>

Finally, for practical applications, the recycling of the catalyst was investigated using the model reaction. After completion of the reaction, the catalyst was conveniently and efficiently recovered from the reaction mixture by suction and then subjected to the next run directly without further treatment. As shown in Fig. 1, the catalyst can be reused consecutively at least seven times with comparatively little loss of its catalytic activity. The ICP-AES analysis showed that Cu content in the catalyst

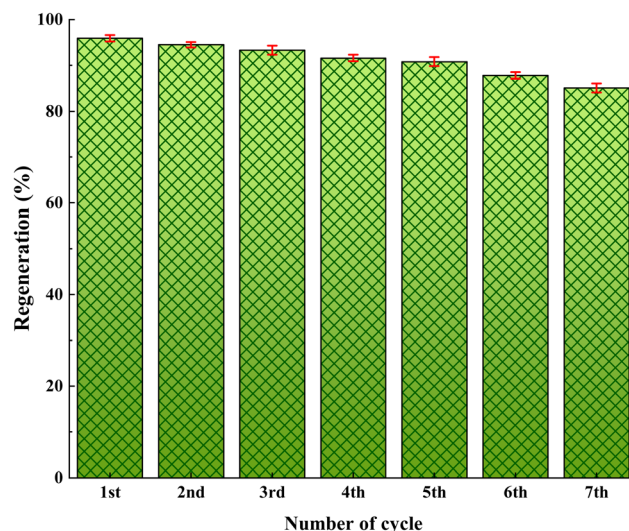
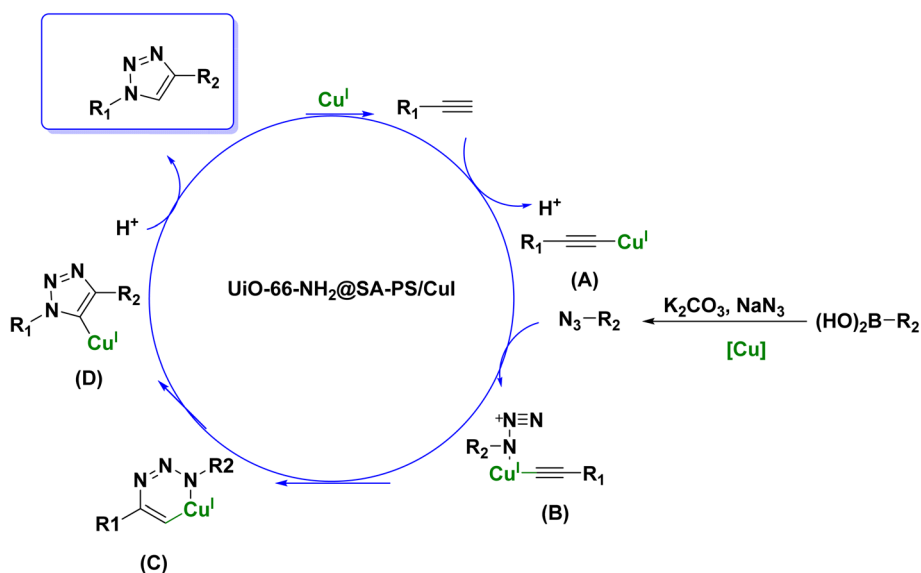


Fig. 1 Recyclability performance of  $\text{UiO-66-NH}_2@SA\text{-PS/CuI}$ .

after the first run is 3.88%, which is slightly lower than the 4.064% Cu content in fresh catalyst. The slight decrease of the catalytic activity during recycling may be owing to the leaching of copper from the catalyst.

The findings from the click reaction conducted under different conditions are presented in Table 4. This investigation proposes  $\text{UiO-66-NH}_2@SA\text{-PS/CuI}$  as an environmentally favorable nanocatalyst, leading to improved reaction conditions and enhanced performance (entry 7). The synergy of  $\text{UiO-66-NH}_2$ , porous SA-PS and copper iodide nanoparticles shows higher efficiencies and superior catalyst utilization. The  $\text{UiO-66-NH}_2@SA\text{-PS/CuI}$  catalyst exhibits high yields in short reaction times at mild temperature, with high loading of the catalyst, making performing the reaction effective with only a small amount of the catalyst. Moreover, the  $\text{UiO-66-NH}_2@SA\text{-PS/CuI}$



Scheme 4 Proposed mechanism for the  $\text{UiO-66-NH}_2@SA\text{-PS/CuI}$ -catalyzed CuAAC reaction.



Table 4 Comparison studies

Entry	Catalyst	Base	Solvent	T (°C)	Time (h)	Yield (%)	Ref.
1	Cu(C <sub>4</sub> H <sub>3</sub> N(CHNCH <sub>3</sub> )) <sub>2</sub>	—	EtOH/H <sub>2</sub> O	30	11.5	96	34
2	Cu-NHC@SiO <sub>2</sub>	Sodium ascorbate	Ethylene glycol	60	1	96	35
3	Copper diacetate	—	H <sub>2</sub> O	20	1	94	36
4	CuO-NiO	—	H <sub>2</sub> O	60	3	85	37
5	Cu/PANI	—	Ethylene glycol	20	3	75	38
6	Cu/Al <sub>2</sub> O <sub>3</sub>	K <sub>2</sub> CO <sub>3</sub>	Ball-milling condition	—	2	91	39
7	UiO-66-NH <sub>2</sub> @SA-PS/CuI	K <sub>2</sub> CO <sub>3</sub>	H <sub>2</sub> O/EtOH	80	0.64	98	This Work

catalyst is partly formed by sodium alginate and poly-sulfonamide as a non-toxic biopolymer, which makes the catalyst more biodegradable and environmentally friendly. Additionally, the UiO-66-NH<sub>2</sub>@SA-PS/CuI catalyst can be separated from the reaction mixture by centrifugation and easily reused seven times. This suggests that the current method may be a more ideal choice for achieving optimal results in the click reaction.

## 4. Conclusion

An efficient and environmentally friendly method was introduced for 1,4-disubstituted-1,2,3-triazole synthesis using utilizing UiO-66-NH<sub>2</sub>@SA-PS/CuI through click reactions. The easy process avoids the use of hazardous azides, with simple purification. It could be studied for other reactions to be applied for high-yield processes. The excellent activity of the catalyst has been ascribed to the coordination of sulfonamide groups with copper species. Moreover, there is no significant loss of catalytic activity when the catalyst is reused up to seven runs. Therefore, the high catalytic performance, reusability of catalyst, wide substrate scope, short reaction time, and mild conditions are the salient features of this green catalytic process, which make it more competitive for practical applications.

## Data availability

Data is provided within the manuscript or ESI.†

## Conflicts of interest

There are no conflicts to declare.

## Acknowledgements

The authors wish to thank Bu-Ali Sina University, Center of Excellence Developmental of Environmentally Friendly Methods for Chemical Synthesis (CEDEFMCS), for financial support in carrying out this research.

## References

- A. K. Agrahari, P. Bose, M. K. Jaiswal, S. Rajkhowa, A. S. Singh, S. Hotha, N. Mishra and V. K. Tiwari, Cu(I)-Catalyzed Click Chemistry in Glycoscience and Their Diverse Applications, *Chem. Rev.*, 2021, **121**, 7638–7956, DOI: [10.1021/acs.chemrev.0c00920](https://doi.org/10.1021/acs.chemrev.0c00920).
- C. R. Becer, R. Hoogenboom and U. S. Schubert, Click Chemistry beyond Metal-Catalyzed Cycloaddition, *Angew. Chem., Int. Ed.*, 2009, **48**, 4900–4908, DOI: [10.1002/anie.200900755](https://doi.org/10.1002/anie.200900755).
- N. M. Grob, S. Schmid, R. Schibli, M. Behe and T. L. Mindt, Design of Radiolabeled Analogs of Minigastrin by Multiple Amide-to-Triazole Substitutions, *J. Med. Chem.*, 2020, **63**, 4496–4505, DOI: [10.1021/acs.jmedchem.9b01937](https://doi.org/10.1021/acs.jmedchem.9b01937).
- M. Hashemi and A. A. Taherpour, Structural Assessment of Hydrogen Bonds on Methylpentynol–Azide Clusters To Achieve Regiochemical Outcome of 1,3-Dipolar Cycloaddition Reactions Using Density Functional Theory, *ACS Omega*, 2020, **5**, 5964–5975, DOI: [10.1021/acsomega.9b04333](https://doi.org/10.1021/acsomega.9b04333).
- S. Kasana, V. Nigam, S. Singh, B. D. Kurmi and P. Patel, A New Insight Into The Huisgen Reaction: Heterogeneous Copper Catalyzed Azide-Alkyne Cycloaddition for the Synthesis of 1,4-Disubstituted Triazole (From 2018–2023), *Chem. Biodiversity*, 2024, **21**, e202400109, DOI: [10.1002/cbdv.202400109](https://doi.org/10.1002/cbdv.202400109).
- S. Kumar, B. Lal and R. K. Tittal, Green synthesis of 1,4-disubstituted 1,2,3-triazoles: a sustainable approach, *Green Chem.*, 2024, **26**, 1725–1769, DOI: [10.1039/D3GC04346K](https://doi.org/10.1039/D3GC04346K).
- N. Aflak, H. Ben El Ayouchia, L. Bahsis, H. Anane, M. Julve and S.-E. Stiriba, Recent Advances in Copper-Based Solid Heterogeneous Catalysts for Azide–Alkyne Cycloaddition Reactions, *Int. J. Mol. Sci.*, 2022, **23**, 2383.
- N. K. Ojha, G. V. Zyryanov, A. Majee, V. N. Charushin, O. N. Chupakhin and S. Santra, Copper nanoparticles as inexpensive and efficient catalyst: A valuable contribution in organic synthesis, *Coord. Chem. Rev.*, 2017, **353**, 1–57, DOI: [10.1016/j.ccr.2017.10.004](https://doi.org/10.1016/j.ccr.2017.10.004).
- M. Meldal and C. W. Tornøe, Cu-Catalyzed Azide–Alkyne Cycloaddition, *Chem. Rev.*, 2008, **108**, 2952–3015, DOI: [10.1021/cr0783479](https://doi.org/10.1021/cr0783479).
- K. R. Reddy, K. Rajgopal and M. L. Kantam, Copper(II)-Promoted Regioselective Synthesis of 1,4-Disubstituted 1,2,3-Triazoles in Water, *ChemInform*, 2006, **37**, 957–959, DOI: [10.1002/chin.200632154](https://doi.org/10.1002/chin.200632154).
- S. Arya, A. S. Asiya and S. Anas, A reusable polymer supported catalyst for copper-azide–alkyne cycloaddition (CuAAC)



- under ambient conditions, *New J. Chem.*, 2024, **48**, 17385–17390, DOI: [10.1039/D4NJ03432E](https://doi.org/10.1039/D4NJ03432E).
- 12 N. Aflak, F.-E. Essebbar, L. Bahsis, H. Ben El Ayouchia, H. Anane, M. Julve and S.-E. Stiriba, Magnetic polyvinylpyrrolidone polymer composite-supported copper(i) catalyst: an efficient and easily reusable catalyst for sustainable synthesis of 1,2,3-triazoles in water, *RSC Sustain*, 2024, **2**, 2949–2958, DOI: [10.1039/D4SU00292J](https://doi.org/10.1039/D4SU00292J).
- 13 M. Roemer and W. Lewis, Azide-Assisted Growth of Copper Nanostructures and Their Application as a Carbon Supported Catalyst in Two-Step Three-Component Azide-Alkyne Cycloadditions, *Langmuir*, 2023, **39**, 13560–13570, DOI: [10.1021/acs.langmuir.3c01597](https://doi.org/10.1021/acs.langmuir.3c01597).
- 14 P. Mathew, D. Sasidharan and N. P. Rakesh, Copper(I) stabilized on N,N'-methylene bis-acrylamide crosslinked polyvinylpyrrolidone: An efficient reusable catalyst for click synthesis of 1,2,3-triazoles in water, *Appl. Organomet. Chem.*, 2020, **34**, e5642, DOI: [10.1002/aoc.5642](https://doi.org/10.1002/aoc.5642).
- 15 Y. M. A. Yamada, S. M. Sarkar and Y. Uozumi, Amphiphilic Self-Assembled Polymeric Copper Catalyst to Parts per Million Levels: Click Chemistry, *J. Am. Chem. Soc.*, 2012, **134**, 9285–9290, DOI: [10.1021/ja3036543](https://doi.org/10.1021/ja3036543).
- 16 Q. Hu, X.-L. Shi, Y. Chen, F. Wang, Y. Weng and P. Duan, Fiber-polyquaterniums@Cu(I) as recyclable polymer-supported copper complex catalysts for alkyne coupling and cycloaddition reactions, *J. Ind. Eng. Chem.*, 2019, **69**, 387–396, DOI: [10.1016/j.jiec.2018.09.047](https://doi.org/10.1016/j.jiec.2018.09.047).
- 17 M. Bakherad, A. Keivanloo, N. Rahmani and L. Kamrani, Synthesis of Novel 1,2,3-Triazoles-linked Indoles Through Copper(I)-catalyzed Click Reactions, *Org. Chem. Res*, 2021, **7**, 216–221, DOI: [10.22036/org.chem.2023.389649.1284](https://doi.org/10.22036/org.chem.2023.389649.1284).
- 18 R. Ghiai, S. Alavinia, R. Ghorbani-Vaghei, A. Khazaei, R. Karimi-Nami and I. Karakaya, Synthesis of benzothiazoles using an iron-anchored polysulfonamide modified layered double oxide/sodium alginate nanocomposite, *J. Mater. Chem. A*, 2024, **12**, 5474–5492, DOI: [10.1039/D3TA06022E](https://doi.org/10.1039/D3TA06022E).
- 19 S. Koosha, R. Ghorbani-Vaghei, S. Alavinia, R. Karimi-Nami and I. Karakaya, Pd NPs decorated on crosslinked sodium alginate modified iron-based metal-organic framework Fe(BTC) as a green multifunctional catalyst for the oxidative amidation, *Nanoscale Adv*, 2024, **6**, 3612–3623, DOI: [10.1039/D4NA00151F](https://doi.org/10.1039/D4NA00151F).
- 20 N. Shekarlab, R. Ghorbani-Vaghei and S. Alavinia, Preparation and characterization of copper/polysulfonamide complex immobilized on graphene oxide as a novel catalyst for the synthesis of pyrimido[1,2-a]benzimidazoles, *Appl. Organomet. Chem.*, 2020, **34**, e5918, DOI: [10.1002/aoc.5918](https://doi.org/10.1002/aoc.5918).
- 21 Y. Yousefzadeh, V. Izadkhah, S. Sobhanardakani, B. Lorestani and S. Alavinia, UiO-66-NH<sub>2</sub>/guanidine-functionalized chitosan: A new bio-based reusable bifunctional adsorbent for removal of methylene blue from aqueous media, *Int. J. Biol. Macromol.*, 2024, **254**, 127391, DOI: [10.1016/j.ijbiomac.2023.127391](https://doi.org/10.1016/j.ijbiomac.2023.127391).
- 22 S. Zafari, R. Ghorbani-Vaghei and S. Alavinia, Sodium Alginate: An Efficient Biopolymeric Catalyst for Green Synthesis of Phenylimidazo[1,2-a]Pyridine Derivatives, *Polycycl. Aromat. Comp.*, 2023, **43**, 1042–1055, DOI: [10.1080/10406638.2021.2023201](https://doi.org/10.1080/10406638.2021.2023201).
- 23 S. Alavinia, R. Ghorbani-Vaghei, S. Asadabadi and A. Atrian, Sodium alginate/diethyleneamine-triazine-sulfonamide nanocomposite for adsorptive removal of Pb(II) and methyl violet from aqueous solutions, *Mater. Chem. Phys.*, 2023, **293**, 126915, DOI: [10.1016/j.matchemphys.2022.126915](https://doi.org/10.1016/j.matchemphys.2022.126915).
- 24 M. Yaghubzadeh, S. Alavinia and R. Ghorbani-Vaghei, A sustainable protocol for selective alcohols oxidation using a novel iron-based metal organic framework (MOF-BASU1), *RSC Adv.*, 2023, **13**, 24639–24648, DOI: [10.1039/D3RA03058J](https://doi.org/10.1039/D3RA03058J).
- 25 S. Heidari, S. Alavinia and R. Ghorbani-Vaghei, Green synthesis of thiourea derivatives from nitrobenzenes using Ni nanoparticles immobilized on triazine-aminopyridine-modified MIL-101(Cr) MOF, *Sci. Rep.*, 2023, **13**, 12964, DOI: [10.1038/s41598-023-40190-w](https://doi.org/10.1038/s41598-023-40190-w).
- 26 J. Babamoradi, S. Alavinia, R. Ghorbani-Vaghei and R. Azadbakht, Catalytic application of a novel melamine-naphthalene-1,3-disulfonic acid metal-organic framework in the synthesis of  $\beta$ -acetamido ketones, *New J. Chem.*, 2022, **46**, 23394–23403, DOI: [10.1039/D2NJ03472G](https://doi.org/10.1039/D2NJ03472G).
- 27 M. Pander, R. Gil-San-Millan, P. Delgado, C. Perona-Bermejo, U. Kostrzewa, K. Kaczowski, D. J. Kubicki, J. A. R. Navarro and W. Bury, MOF/polymer hybrids through *in situ* free radical polymerization in metal-organic frameworks, *Mater. Horiz.*, 2023, **10**, 1301–1308, DOI: [10.1039/D2MH01202B](https://doi.org/10.1039/D2MH01202B).
- 28 K. Fu, Y. Zhang, H. Liu, C. Lv, J. Guo, J. Luo, K. Yin and S. Luo, Construction of metal-organic framework/polymer beads for efficient lead ions removal from water: Experiment studies and full-scale performance prediction, *Chemosphere*, 2022, **303**, 135084, DOI: [10.1016/j.chemosphere.2022.135084](https://doi.org/10.1016/j.chemosphere.2022.135084).
- 29 V. Izadkhah, R. Ghorbani-Vaghei, S. Alavinia, S. Asadabadi, N. Emami and S. Jamehbozorgi, Fabrication of zirconium metal-organic-framework/poly triazine-phosphanimine nanocomposite for dye adsorption from contaminated water: Isotherms and kinetics models, *J. Mol. Struct.*, 2023, **1275**, 134691, DOI: [10.1016/j.molstruc.2022.134691](https://doi.org/10.1016/j.molstruc.2022.134691).
- 30 M. H. Abdollahi-Basir, F. Shirini, H. Tajik and M. A. Ghasemzadeh, One-pot synthesis of chromenes in the presence of magnetic nanocomposite based on NH<sub>2</sub>-UiO-66(Zr), graphene oxide and Fe<sub>3</sub>O<sub>4</sub>, *J. Mol. Struct.*, 2022, **1263**, 133022, DOI: [10.1016/j.molstruc.2022.133022](https://doi.org/10.1016/j.molstruc.2022.133022).
- 31 S. Koosha, R. Ghorbani-Vaghei and S. Alavinia, Recyclable nano-CuI immobilized on UiO-66-NH<sub>2</sub> coated with porous sodium alginate-polysulfonamide for synthesis of phenols, *Carbohydr. Polym.*, 2025, 100665, DOI: [10.1016/j.carpta.2025.100665](https://doi.org/10.1016/j.carpta.2025.100665).
- 32 B. S. P. Anil Kumar, K. Harsha Vardhan Reddy, K. Karnakar, G. Satish and Y. V. D. Nageswar, Copper on chitosan: an efficient and easily recoverable heterogeneous catalyst for one pot synthesis of 1,2,3-triazoles from aryl boronic acids in water at room temperature, *Tetrahedron Lett.*, 2015, **56**, 1968–1972, DOI: [10.1016/j.tetlet.2015.02.107](https://doi.org/10.1016/j.tetlet.2015.02.107).



- 33 Q. Fu, K. Xie, S. Tan, J. M. Ren, Q. Zhao, P. A. Webley and G. G. Qiao, The use of reduced copper metal–organic frameworks to facilitate CuAAC click chemistry, *Chem. Comm.*, 2016, **52**, 12226–12229, DOI: [10.1039/C6CC06890A](https://doi.org/10.1039/C6CC06890A).
- 34 C. Hao, C. Zhou, J. Xie, J. Zhang, P. Liu and B. Dai, An Efficient Copper-Catalyzed One-Pot Synthesis of 1-Aryl-1,2,3-triazoles from Arylboronic Acids in Water under Mild Conditions, *Chin. J. Chem.*, 2015, **33**, 1317–1320, DOI: [10.1002/cjoc.201500643](https://doi.org/10.1002/cjoc.201500643).
- 35 A. Garg, N. Borah, J. Sultana, A. Kulshrestha, A. Kumar and D. Sarma, Silica immobilized copper N-heterocyclic carbene: An effective route to 1, 2, 3-triazoles via azide-alkyne cycloaddition and multicomponent click reaction, *Appl. Organomet. Chem.*, 2021, **35**, e6298.
- 36 A. Garg, A. A. Ali, K. Damarla, A. Kumar and D. Sarma, Aqueous bile salt accelerated cascade synthesis of 1, 2, 3-triazoles from arylboronic acids, *Tetrahedron Lett.*, 2018, **59**, 4031–4035.
- 37 S. Gajurel, B. Dam, M. Bhushan, L. R. Singh and A. K. Pal, CuO–NiO bimetallic nanoparticles supported on graphitic carbon nitride with enhanced catalytic performance for the synthesis of 1,2,3-triazoles, bis-1,2,3-triazoles, and tetrazoles in parts per million level, *Appl. Organomet. Chem.*, 2022, **36**, e6524, DOI: [10.1002/aoc.6524](https://doi.org/10.1002/aoc.6524).
- 38 M. Chetia, M. Konwar, B. Pegu, S. Konwer and D. Sarma, Synthesis of copper containing polyaniline composites through interfacial polymerisation: An effective catalyst for Click reaction at room temperature, *J. Mol. Struct.*, 2021, **1233**, 130019, DOI: [10.1016/j.molstruc.2021.130019](https://doi.org/10.1016/j.molstruc.2021.130019).
- 39 N. Mukherjee, S. Ahammed, S. Bhadra and B. C. Ranu, Solvent-free one-pot synthesis of 1,2,3-triazole derivatives by the ‘Click’ reaction of alkyl halides or aryl boronic acids, sodium azide and terminal alkynes over a Cu/Al<sub>2</sub>O<sub>3</sub> surface under ball-milling, *Green Chem.*, 2013, **15**, 389–397, DOI: [10.1039/C2GC36521A](https://doi.org/10.1039/C2GC36521A).

