

Cite this: *Chem. Sci.*, 2019, 10, 3733

All publication charges for this article have been paid for by the Royal Society of Chemistry

Received 23rd November 2018

Accepted 18th February 2019

DOI: 10.1039/c8sc05225e

rsc.li/chemical-science

Dithiane-directed Rh(III)-catalyzed amidation of unactivated C(sp³)-H bonds†

Heyao Shi  and Darren J. Dixon *

An oxidant-free Rh(III)-catalyzed direct amidation of alkyl dithianes via C(sp³)-H bond activation utilizing diverse and robust dioxazolone reagents is reported. The reaction hinges on use of a Cp*Rh(III) complex in combination with an essential amino-carboxylate additive to generate usefully protected 1,3-aminoaldehyde derivatives. The scalability of the reaction was demonstrated as was a series of downstream product functionalizations, including dithiane deprotection, anion alkylation and reductive desulfurization, highlighting the general applicability of this transformation in the synthesis of novel scaffolds and building blocks.

Dithianes are versatile building blocks in synthesis, acting as stable carbonyl and masked methylene surrogates as well as unique umpolung C1 acyl anion synthons as first pioneered by Corey and Seebach.¹ Their synthetic accessibility combined with impressive and unique reactivity has led to widespread adoption of dithianes in complex target synthesis for this purpose.² Alongside the very well-established lithium anion umpolung reactivity, discovery of new applications for this functional group has been the focus of much interest over the past decade³⁻⁶.

In parallel, transition metal catalyzed direct C-H functionalization reactions are a powerful strategy for step- and atom-economic synthesis,⁷ and Rh(III)-catalysis has emerged in recent years as a powerful tool in the activation of various C(sp²)-H bonds. This area has been extensively reviewed,⁸ with a wide range of oxygen and nitrogen containing directing groups being found to be suitable in chelation-assisted activation of such bonds. However the use of sulfur-containing groups has been much less developed;⁹ the high Lewis basicity of sulfur and its strong coordination to metal centres is generally problematic for catalysis due to potential formation of less reactive, thermodynamically stable cyclometallated species.

Extension of Rh(III)-catalysis to the much more challenging C(sp³)-H bond activation is an attractive, but difficult synthetic proposition which is still largely unrealized. Only a handful of examples exist for the activation of reactive C(sp³)-H bonds such as at acidic, allylic or benzylic positions.¹⁰ Regarding unactivated C(sp³)-H bonds, the high C-H bond strength, steric hinderance and low reactivity of the resulting Rh-C(alkyl) species are significant challenges which have only recently been

reduced to practice by the seminal reports of You and Li.¹¹ Both these reports have made a significant advancement to the field,¹² but their use of strongly coordinating pyridyl and ketoxime functionality also highlights the need for identification of alternative directing groups which can be easily installed, cleaved, and enable synthetically useful downstream functionalization.

To this end, we decided to investigate dithiane functionality as a potential directing group for C-H activation of unreactive C(sp³)-H bonds.¹³ Dithianes have only previously been used once in catalytic C-H bond activation by Miura,¹⁴ enabling *ortho* C(sp²)-H alkenylation of benzylic dithianes with electron deficient olefins. Activation of alkyl substituted dithianes would therefore represent a powerful advancement, expanding the utility of this versatile functional group and enabling synthesis of sp³-rich scaffolds and building blocks bearing a useful umpolung acyl anion equivalent. Herein, we wish to report our findings (Scheme 1).

We began our studies by assessing Cp*Rh(III) catalysis applied to pivaldehyde-derived dithiane **1a** and dioxazolone **2a** as model substrates. Pleasingly, treatment of **1a** with catalytic [Cp*Rh(MeCN)₃][SbF₆]₂ and sodium benzoate in dichloroethane (DCE) at 80 °C led to formation of amidodithiane **3a** in 16% yield (entry 1, Table 1). Remarkably, the reaction profile was extremely clean, with starting material conversion reflecting yield of product, and no bis-amidated was observed. Encouraged by this significant lead result establishing proof of concept, optimization studies were performed. Initial focus was placed on the solvent, and DCE proved optimal (entry 1), with toluene, dioxane and chloroform (entries 2-4) all completely suppressing reactivity. Next, a varied range of carboxylic acid salts¹⁵ – which were formed *in situ* by neutralisation of the acid with a slight excess of sodium *tert*-butoxide – were evaluated as additives to promote the reaction. Sterically bulky adamantyl and pivalic acid salts (entries 5 and 6), which are commonly used in C-H activation, provided

Chemistry Research Laboratory, 12 Mansfield Road, Oxford, OX1 3TA, UK. E-mail: darren.dixon@chem.ox.ac.uk

† Electronic supplementary information (ESI) available: Experimental protocol and spectra data. See DOI: 10.1039/c8sc05225e

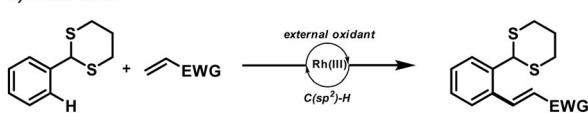


Previous work

a) You et al.

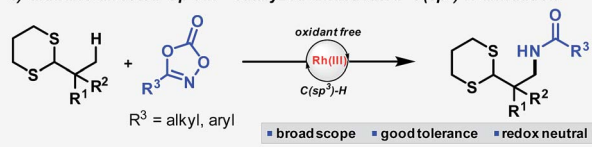


b) Miura et al.



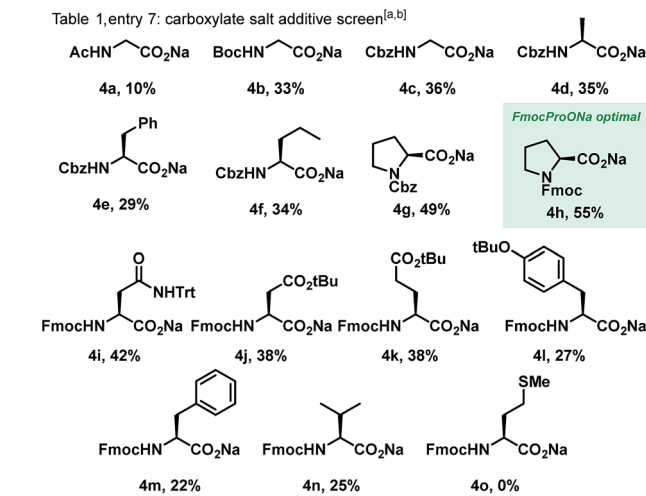
This work

c) dithiane directed Cp*RhIII-catalyzed unactivated C(sp3)-H amidation



Scheme 1 (a) You's seminal report on Rh(III)-catalyzed functionalization of unactivated C(sp³)-H bonds. (b) Miura's oxidative C(sp²)-H ortho alkenylation of benzylic dithianes. (c) This work.

only slightly improved yields of 23% and 18% respectively. Accordingly, we then turned towards amino acid salts as potential additives for the reaction (Table 1, entry 7 and Scheme 2). A range of differentially protected α -amino acid derivatives (**4a–o**) was screened, and interestingly Fmoc-protected sodium prolinat (**4h**) was found to be the most effective. Studies found 30 mol% of additive was optimal (entries 8–10) and use of sodium as the carboxylate counterion was critically important, with potassium,



Scheme 2 Evaluation of amino acid additives. ^aReaction conditions: **1a** (0.05 mmol), **2a** (0.1 mmol), [Cp*Rh(MeCN)₃][(SbF₆)₂] (10 mol%), Fmoc-Pro-ONa (40 mol%), solvent (0.5 mL), temperature, 36 h. ^bYield calculated by ¹H NMR with methyl *para*-nitrobenzoate as internal standard.

lithium and silver salts all displaying no reactivity whatsoever (entries 11–13). Temperature variations were also made, with the reaction yield decreasing when the temperature was both lowered to 70 °C (entry 14) or increased to 90 °C (entry 15). Finally, after extensive studies of all other reaction parameters, increasing the Rh catalyst loading from 10 to 15 mol% improved the yield to 71% (entry 16).

Table 1 Optimisation of reaction parameters

Optimisation Table

Entry ^a	Solvent	Additive [mol%]	T [°C]	Cat. loading [mol %]	Yield ^b [%]
1	DCE	PhCO ₂ Na (40)	80	10	16
2	Toluene	PhCO ₂ Na (40)	80	10	0
3	Dioxane	PhCO ₂ Na (40)	80	10	Trace
4	CHCl ₃	PhCO ₂ Na (40)	80	10	Trace
5	DCE	AdCO ₂ Na (40)	80	10	23
6	DCE	PivCO ₂ Na (40)	80	10	18
7	DCE	Amino acid (40)	80	10	Scheme 2
8	DCE	Fmoc-Pro-ONa (40)	80	10	55
9	DCE	Fmoc-Pro-ONa (30)	80	10	62
10	DCE	Fmoc-Pro-ONa (20)	80	10	57
11	DCE	Fmoc-Pro-OK (30)	80	10	0
12	DCE	Fmoc-Pro-OLi (30)	80	10	0
13	DCE	Fmoc-Pro-OAg (30)	80	10	0
14	DCE	Fmoc-Pro-ONa (30)	70	10	45
15	DCE	Fmoc-Pro-ONa (30)	90	10	47
16	DCE	Fmoc-Pro-ONa (30)	80	15	73(71)

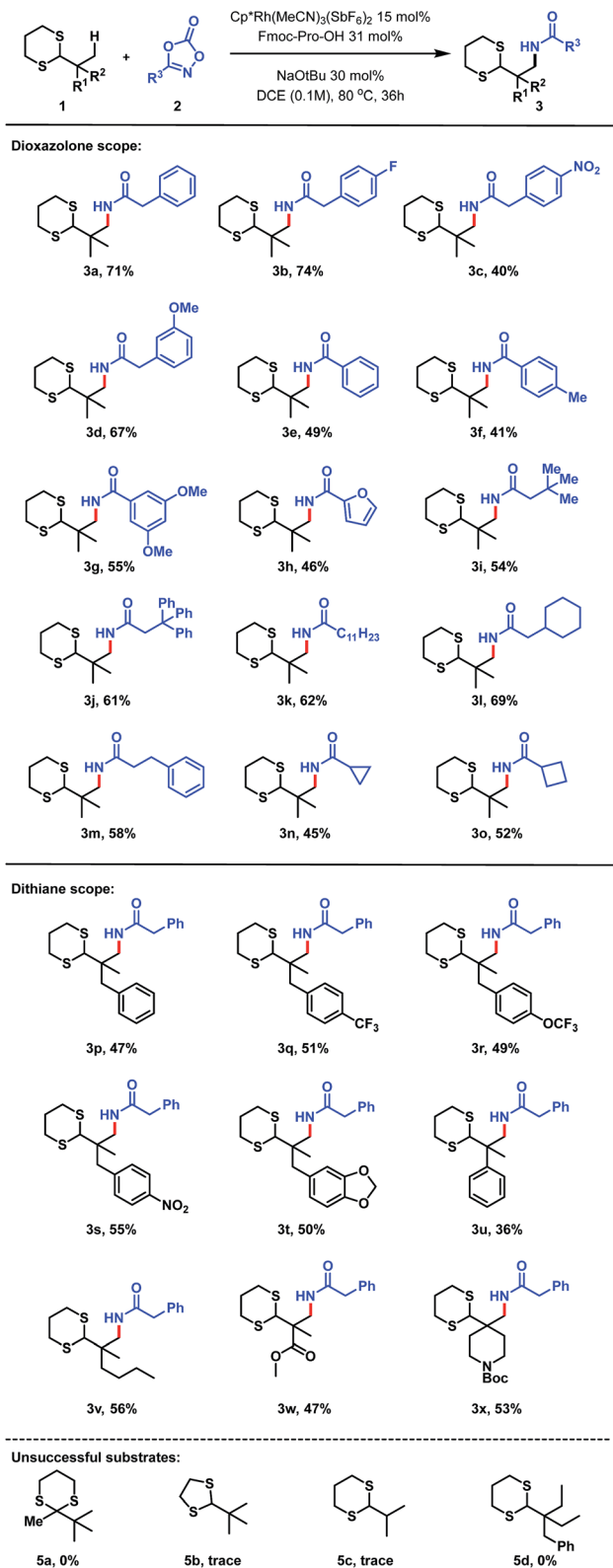
^a Reaction conditions: **1a** (0.05 mmol), **2a** (0.1 mmol), catalyst, additive, solvent (0.5 mL), temperature, 36 h. ^b Yield calculated by ¹H NMR with methyl *para*-nitrobenzoate as internal standard; isolated yield of product in parentheses.



With optimal reaction conditions in hand, we explored the scope of the reaction, initially focusing on the dioxazolone amidating reagent. The reaction was found to be tolerant of a wide range of functionalized dioxazolones, with *p*-F, *p*-NO₂ and *m*-OMe substituted phenylacetyl dioxazolones providing the amidated products in 74%, 40% and 67% yield respectively (Scheme 3, **3b–d**). Use of aromatic substituted dioxazolones was also tolerated, although a slight decrease of yield to moderate levels was observed. Phenyl, *p*-tolyl and bis-*meta*-methoxy substituted dioxazolones afforded good yields of the corresponding products (**3e–g**). Furan-bearing dithiane **3h** could also be synthesized in 46% yield. We postulate the reduced yield with aromatic dioxazolones was due to increased steric hindrance about the reaction centre, impeding reactivity. Despite this, a diverse range of acyclic alkyl substituted dioxazolones (**2i–o**) was shown to be successful, thus demonstrating applicability of this method towards the synthesis of sp³ rich scaffolds (**3i–o**). Finally, dioxazolones bearing medicinal chemistry-relevant small rings were also evaluated,¹⁶ with cyclopropyl (**2n**) and cyclobutyl (**2o**) bearing dithiane products (**3n**, **3o**) isolated in 45% and 52% yield respectively.

The scope with respect to the dithiane partner was also found to be broad. Pleasingly, phenyl bearing dithiane (**1p**) delivered the corresponding amidated product in 47% yield.¹⁷ Trifluoromethyl (**1q**) and trifluoromethoxy (**1r**) substitution on the aromatic ring was also successfully accommodated, giving amidated products (**3q**, **3r**) in 51% and 49% yield respectively. The reaction was also tolerant of electron deficient *para*-nitro substituted dithiane (**3s**, 55%) as well as electron rich benzo-dioxole bearing dithiane (**3t**, 50%). Phenyl substitution directly at the quaternary centre delivered amidated product **3u**, albeit in low yield. Extension of the alkyl chain to a four-carbon subunit (**1v**) displayed a 56% yield for the corresponding amidated product **3v**. Pleasingly, methyl ester derived dithiane **1w** could also be activated, delivering amidoester product **3w** in 47% yield; demonstrating notable functional group tolerance for this methodology. Finally, *N*-Boc protected piperidine derived dithiane was utilized to afford **3x** in 53% yield. Control reactions using modified substrates were also performed. Interestingly, ketone-derived dithiane **5a** was completely unreactive to the standard reaction conditions, and dithiolane **5b** delivered only trace amounts of amidated product, highlighting the significance of the 6-membered ring aldehyde-derived dithiane for this transformation. The lack of reactivity in the case of **5c** demonstrates the requirement for an alpha-quaternary carbon. Ethyl-bearing dithiane **5d** was found to be completely unreactive, showing the unique selectivity of this method for methyl C–H bonds.

To investigate the practicality and efficiency of this transformation, a 56-fold scale up to 2.8 mmol (500 mg of **1a**) was performed using standard reaction conditions (Scheme 4a) and pleasingly **3a** was afforded in good yield. To demonstrate synthetic utility and versatility of the dithiane moiety, product derivatization was explored. Deprotection of dithiane **3a** to the corresponding aldehyde **6** was efficiently performed in 5 minutes with diacetoxyiodobenzene in a TFA/acetonitrile solvent mixture (Scheme 4b). Importantly, amido-dithiane **3e**



Scheme 3 C(sp³)-H amidation of a range of dithianes **1** with diverse dioxazolones **2**.

was demonstrated to be successful in the Corey-Seebach alkylation with allyl bromide, providing allylated derivative **7** in 61% (Scheme 4c). Finally, desulfurization with RANEY® nickel to





Scheme 4 (a) 56-fold scale-up reaction. (b) Oxidative deprotection of dithiane. (c) Corey–Seebach alkylation with allyl bromide. (d) Reductive desulfurization.

reveal a masked quaternary methyl group was performed on dithiane **3x**, affording **8** in 88% yield (Scheme 4d). This method provides an attractive method towards synthesis of such quaternary methyl bearing building blocks¹⁸ and structures such as **6–8** are attractive building blocks which could be of value within pharmaceutical drug discovery programmes.

Conclusions

We have discovered and developed a Cp*Rh(III) catalyzed C–H amidation of unactivated C(sp³)–H bonds utilizing the synthetically versatile dithiane as a directing group. The method is tolerant of a diverse range of aryl and alkyl dioxazolones as well as modifications on the dithiane partner. The work constitutes a rare example of Rh(III) catalyzed C(sp³)–H activation of unreactive C–H bonds, and first use of dithianes for such alkyl C–H bonds. Varied modifications of the products exploiting the versatility of the dithiane group were also performed, demonstrating the high synthetic value of this method for use within industry and academia.

Conflicts of interest

The authors declare no competing interests.

Acknowledgements

H. S. is grateful to the EPSRC Centre for Doctoral Training in Synthesis for Biology and Medicine (EP/L015838/1) for a studentship, generously supported by AstraZeneca, Diamond Light Source, Defence Science and Technology Laboratory, Evotec, GlaxoSmithKline, Janssen, Novartis, Pfizer, Syngenta, Takeda, UCB, and Vertex.

Notes and references

- (a) E. J. Corey and D. Seebach, *Angew. Chem., Int. Ed.*, 1965, **4**, 1075; (b) E. J. Corey and D. Seebach, *J. Org. Chem.*, 1975, **40**, 231; (c) D. Seebach, *Angew. Chem., Int. Ed.*, 1979, **18**, 239.
- For selected reviews for the use of dithianes in complex molecule synthesis see: (a) M. Yus, C. Nájera and F. Foubelo, *Tetrahedron*, 2003, **59**, 6147; (b) A. B. Smith III and C. M. Adams, *Acc. Chem. Res.*, 2004, **37**, 365; (c) T. E. Burghardt, *J. Sulfur Chem.*, 2005, **26**, 411.
- (a) M. Z. Chen and G. C. Micalizio, *J. Am. Chem. Soc.*, 2012, **134**, 1352; (b) S. E. Denmark and L. R. Cullen, *Org. Lett.*, 2014, **16**, 70; (c) S. Kyasa and P. H. Dussault, *Org. Lett.*, 2014, **16**, 5235; (d) W. Du, L. Tian, J. Lai, X. Huo, X. Xie, X. She and S. Tang, *Org. Lett.*, 2014, **16**, 2470; (e) Y. Wang, Z. Zheng and L. Zhang, *Angew. Chem., Int. Ed.*, 2014, **53**, 9572; (f) A. Kondoh, M. Oishi, T. Takeda and M. Terada, *Angew. Chem., Int. Ed.*, 2015, **54**, 15836; (g) K. Yao, D. Liu, Q. Yuan, T. Imamoto, Y. Liu and W. Zhang, *Org. Lett.*, 2016, **18**, 6296; (h) Y. Liang, J. Lai, T. Liu and S. Tang, *Org. Lett.*, 2016, **18**, 5086.
- S. A. Baker Dockrey, A. K. Makepeace and J. R. Schmink, *Org. Lett.*, 2014, **16**, 4730.
- B. Yucel and P. J. Walsh, *Adv. Synth. Catal.*, 2014, **356**, 3659.
- (a) A. B. Smith III, S. M. Pitram, A. M. Boldi, M. J. Gaunt, C. Sfougataki and W. H. Moser, *J. Am. Chem. Soc.*, 2003, **125**, 14435; (b) A. B. Smith III and M. Xiang, *J. Am. Chem. Soc.*, 2006, **128**, 66; (c) B. Melillo and A. B. Smith III, *Org. Lett.*, 2013, **15**, 2282; (d) M. Z. Chen, O. Gutierrez and A. B. Smith III, *Angew. Chem., Int. Ed.*, 2014, **53**, 1279.
- For selected reviews on the diverse field of transition metal catalysed C–H activation, see: (a) K. Godula and D. Sames, *Science*, 2006, **312**, 67; (b) J. Yang, *Org. Biomol. Chem.*, 2015, **13**, 1930; (c) H. M. L. Davies and D. Morton, *ACS Cent. Sci.*, 2017, **3**, 936; (d) P. Gandeepan and L. Ackermann, *Chem*, 2018, **4**, 199; (e) Y. Park, Y. Kim and S. Chang, *Chem. Rev.*, 2017, **117**, 9247.
- Selected examples: (a) S. Rakshit, C. Grohmann, T. Besset and F. Glorius, *J. Am. Chem. Soc.*, 2011, **133**, 2350; (b) Y. Li, B. J. Li, W. H. Wang, W. P. Huang, X. S. Zhang, K. Chen and Z.-J. Shi, *Angew. Chem., Int. Ed.*, 2011, **50**, 2115; *Angew. Chem.*, 2011, **123**, 2163; (c) K. D. Hesp, R. G. Bergman and J. A. Ellman, *J. Am. Chem. Soc.*, 2011, **133**, 11430; (d) J. Jayakumar, K. Parthasarathy and C. H. Cheng, *Angew. Chem. Int. Ed.*, 2012, **51**, 197; *Angew. Chem.*, 2012, **124**, 201; (e) C. Wang, H. Chen, Z. Wang, J. Chen and Y. Huang, *Angew. Chem., Int. Ed.*, 2012, **51**, 7242; *Angew. Chem.*, 2012, **124**, 7354; (f) M. V. Pham, B. Ye and N. Cramer, *Angew. Chem. Int. Ed.*, 2012, **51**, 10610; *Angew. Chem.*, 2012, **124**, 10762; (g) X. Tan, B. Liu, X. Li, B. Li, S. Xu, H. Song and B. Wang, *J. Am. Chem. Soc.*, 2012, **134**, 16163; (h) B. Liu, Y. Fan, Y. Gao, C. Sun, C. Xu and J. Zhu, *J. Am. Chem. Soc.*, 2013, **135**, 468; (i) G. Liu, Y. Shen, Z. Zhou and X. Lu, *Angew. Chem., Int. Ed.*, 2013, **52**, 6033; *Angew. Chem.*, 2013, **125**, 6149; (j) Y. Lian, R. G. Bergman, L. D. Lavis and J. A. Ellman, *J. Am. Chem. Soc.*, 2013, **135**,



- 7122; (k) Z. Qi and X. Li, *Angew. Chem., Int. Ed.*, 2013, **52**, 8995; *Angew. Chem.*, 2013, **125**, 9165; (l) D. Zhao, Z. Shi and F. Glorius, *Angew. Chem., Int. Ed.*, 2013, **52**, 12426; *Angew. Chem.*, 2013, **125**, 12652; (m) Y. Chen, D. Wang, P. Duan, R. Ben, L. Dai, X. Shao, M. Hong, J. Zhao and Y. Huang, *Nat. Commun.*, 2014, **5**, 1; (n) Y. Fukui, P. Liu, Q. Liu, Z. -T. He, N. -Y. Wu, P. Tian and G. -Q. Lin, *J. Am. Chem. Soc.*, 2014, **136**, 15607; (o) D.-G. Yu, F. de Azambuja, T. Gensch, C. G. Daniliuc and F. Glorius, *Angew. Chem., Int. Ed.*, 2014, **36**, 9650; (p) S. R. Neufeldt, G. Jiménez-Osés, J. R. Huckins, O. R. Thiel and K. N. Houk, *J. Am. Chem. Soc.*, 2015, **137**, 9843; (q) R. Dateer and S. Chang, *J. Am. Chem. Soc.*, 2015, **15**, 4908; (r) J. Zheng, S.-B. Wang, C. Zheng and S.-L. You, *Angew. Chem., Int. Ed.*, 2017, **16**, 4540; (s) X. Qi, Y. Li, R. Bai and Y. Lan, *Acc. Chem. Res.*, 2017, **50**, 2799; (t) S. Satake, T. Kurihara, K. Nishikawa, T. Mochizuki, M. Hatano, K. Ishihara, T. Yoshino and S. Matsunaga, *Nature Catalysis*, 2018, **1**, 585; (u) Z. Zhang, M. Tang, S. Han, L. Ackermann and J. Li, *J. Org. Chem.*, 2017, **82**, 664; (v) Y. Wu, Z. Chen, Y. Yang, W. Zhu and B. Zhou, *J. Am. Chem. Soc.*, 2018, **140**, 42.
- 9 For selected examples and reviews, see: (a) R. Samanta and A. P. Antonchick, *Angew. Chem., Int. Ed.*, 2011, **50**, 5217; (b) M. Yu, Y. Xie, C. Xie and Y. Zhang, *Org. Lett.*, 2012, **14**, 2164; (c) T. Wesch, F. R. Leroux and F. Colobert, *Adv. Synth. Catal.*, 2013, **355**, 2139; (d) X.-S. Zhang, Q.-L. Zhu, Y.-F. Zhang, Y.-B. Li and Z.-J. Shi, *Chem.-Eur. J.*, 2013, **19**, 11898; (e) Y. Yokoyama, Y. Unoh, K. Hirano, T. Satoh and M. Miura, *J. Org. Chem.*, 2014, **16**, 7649; (f) K. Nobushige, K. Hirano, T. Satoh and M. Miura, *Org. Lett.*, 2014, **16**, 1188; (g) B. Wang, C. Shen, J. Yao, H. Yin and Y. Zhang, *Org. Lett.*, 2014, **16**, 46; (h) C. K. Hazra, Q. Dherbassy, J. Welcel-Delord and F. Colobert, *Angew. Chem., Int. Ed.*, 2014, **53**, 13871; (i) P. Villuendas and E. P. Urriolabeitia, *Org. Lett.*, 2015, **17**, 3178; (j) J. E. Spangler, Y. Kobayashi, P. Verma, D. -H. Wang and J. -Q. Yu, *J. Am. Chem. Soc.*, 2015, **137**, 4534; (k) P. Jain, P. Verma, G. Xia and J.-Q. Yu, *Nat. Chem.*, 2017, **9**, 140; (l) Z.-J. Cai, C.-X. Liu, Q. Gu and S.-L. You, *Angew. Chem., Int. Ed.*, 2018, **57**, 1296; (m) K.-X. Tang, C.-M. Wang, T.-H. Gao, L. Chen, L. Fan and L.-P. Sun, *Adv. Synth. Catal.*, 2018, **361**, 26–38; (n) S. E. Mann, A. E. Aliev, G. J. Tizzard and T. D. Sheppard, *Organometallics*, 2011, **30**, 1772; (o) S. R. Yetra, Z. Shen, H. Wang, L. Ackermann and Beilstein, *J. Org. Chem.*, 2018, **14**, 1546.
- 10 (a) X. Tan, B. Liu, X. Li, B. Li, S. Xu, H. Song and B. Wang, *J. Am. Chem. Soc.*, 2012, **134**, 16163; (b) S. Kawamorita, T. Miyazaki, T. Iwai, H. Ohmiya and M. Sawamura, *J. Am. Chem. Soc.*, 2012, **134**, 12924; (c) T. Cochet, V. Bellosta, D. Roche, J. -Y. Ortholand, A. Greiner and J. Cossy, *Chem. Commun.*, 2012, **48**, 10745; (d) B. Liu, T. Zhou, B. Li, S. Xu, H. Song and B. Wang, *Angew. Chem., Int. Ed.*, 2014, **53**, 4191; *Angew. Chem.*, 2014, **126**, 4275; (e) N. Wang, R. Li, L. Li, S. Xu, H. Song and B. Wang, *J. Org. Chem.*, 2014, **79**, 5379; (f) A. Archambeau and T. Rovis, *Angew. Chem., Int. Ed.*, 2015, **54**, 13337; (g) B. Zhou, Z. Chen, Y. Yang, W. Ai, H. Tang, Y. Wu, W. Zhu and Y. Li, *Angew. Chem., Int. Ed.*, 2015, **54**, 12121; (h) W. Hou, Y. Yang, H. Feng, Y. Li and B. Zhou, *Chem. Commun.*, 2016, **52**, 9672; (i) C. Yang, M. Zou, J. Liu, X. Wen, X. Sun, Y. Zhang and N. Jiao, *Chem.-Eur. J.*, 2016, **22**, 11165; (j) B. Liu, P. Hu, X. Zhou, D. Bai, J. Chang and X. Li, *Org. Lett.*, 2017, **19**, 2086.
- 11 (a) X. Huang, Y. Wang, J. Lan and J. You, *Angew. Chem., Int. Ed.*, 2015, **54**, 9404; (b) H. Wang, G. Tang and X. Li, *Angew. Chem., Int. Ed.*, 2015, **127**, 13241.
- 12 For recent advances in Rh(III) catalyzed activation of unreactive C(sp³)-H bonds, see: C. Yuan, G. Tu and Y. Zhao, *Org. Lett.*, 2017, **19**, 356.
- 13 For previous work from our group on C-H functionalisation, see; (a) P. W. Tan, A. M. Mak, M. B. Sullivan, D. J. Dixon and J. Seayad, *Angew. Chem., Int. Ed.*, 2017, **56**, 16550; (b) P. W. Tan, M. Haughey and D. J. Dixon, *Chem. Commun.*, 2015, **51**, 4406.
- 14 Y. Unoh, K. Hirano, T. Satoh and M. Miura, *Org. Lett.*, 2015, **17**, 704.
- 15 For selected use of amino acid derived additives in C-H activation methodologies, see; (a) G.-J. Cheng, Y.-F. Yang, P. Liu, P. Chen, T.-Yu. Sun, G. Li, X. Zhang, K. N. Houk, J.-Q. Yu and Y.-D. Wu, *J. Am. Chem. Soc.*, 2014, **136**, 894; (b) K. S. L. Chan, H.-Y. Fu and J.-Q. Yu, *J. Am. Chem. Soc.*, 2015, **137**, 2042; (c) Y. Zhu, X. Chen, C. Yuan, G. Li, J. Zhang and Y. Zhao, *Nat. Chem.*, 2017, **8**, 14904; (d) J. J. Gair, B. E. Haines, A. S. Filatov, D. G. Musaev and J. C. Lewis, *Chem. Sci.*, 2017, **8**, 5746; (e) K. Hong, H. Park and J.-Q. Yu, *ACS Catal.*, 2017, **7**, 6938.
- 16 For a comprehensive review on the use of rings in drug molecules, see: R. D. Taylor, M. MacCoss and A. D. G. Lawson, *J. Med. Chem.*, 2014, **57**, 5845.
- 17 Product **3p** was formed as a racemate.
- 18 For a review on the 'magic methyl' effect in drug discovery, see: H. Schönherr and T. Cernak, *Angew. Chem., Int. Ed.*, 2013, **52**, 12256.

