



## n-Type organic electrochemical transistors: materials and challenges

Hengda Sun, Jennifer Gerasimov, Magnus Berggren and Simone Fabiano \*Cite this: *J. Mater. Chem. C*, 2018, **6**, 11778Received 29th June 2018,  
Accepted 31st August 2018

DOI: 10.1039/c8tc03185a

[rsc.li/materials-c](http://rsc.li/materials-c)

Organic electrochemical transistors (OECTs) have emerged as an enabling technology for the development of a variety of applications ranging from digital logic circuits to biosensors and artificial synapses for neuromorphic computing. To date, most of the reported OECTs rely on the use of p-type (hole transporting) conducting and semiconducting polymers as the channel material, while electron transporting (n-type) OECTs are yet immature, thus precluding the realization of advanced complementary circuitry. In this highlight, we review and discuss recent achievements in the area of n-type OECTs, in particular targeting recently reported n-type channel materials and how these have enabled a considerable advancement of OECT circuit capabilities. Further, the critical challenges currently limiting the performance of n-channel OECTs are summarized and discussed, setting material design guidelines for the next generation n-type and complementary OECTs.

### 1. Introduction

Organic electrochemical transistors (OECTs) are in a stage of rapid development as novel applications that make use of these versatile devices continue to emerge. OECTs are characterized by the coupling of both ionic and electronic inputs to modulate transistor channel conductance. This attribute renders OECTs ideal for interfacing electronics with biological systems, which make use of ionic and biochemical currents and gradients for signalling.<sup>1,2</sup> To date, OECTs have demonstrated their utility for molecular sensing,<sup>3–5</sup> cell culture analysis,<sup>6–9</sup> medical diagnostics,<sup>10,11</sup> neuromorphic computing,<sup>12,13</sup> digital logic circuits,<sup>14</sup> and printed electronics<sup>15–17</sup> on a variety of substrates including soft, low-cost, transparent, and conformable materials.<sup>18</sup>

Until very recently, however, only p-type conducting and semiconducting polymers have been investigated as channel materials, which has severely hampered the development of the OECT technology. With n-type OECTs also at hand, twinned with the p-type ones, large-scale complementary circuits become possible, which promises for a more versatile OECT technology operating at a relatively lower static power consumption and with improved noise immunity. This bottle-neck has partly been in place for a long time, because of the many stringent and sometimes conflicting requirements to produce materials suitable for n-type conduction.<sup>19</sup> Further restrictions apply when designing channel materials for OECTs, since the material must exhibit reversible charge accumulation and ion exchange within the safe

potential range of the chosen electrolyte–solvent system. The material should also be chemically and physically stable in both the oxidized and reduced form, be stable during ion penetration into the channel volume and exhibit a sufficiently high electron mobility. If the above criteria are met, it is possible to produce all-OECT complementary circuits, which will carry all the benefits of a significant reduction in static power consumption required for device operation. Reducing power consumption would set the stage for the emergence of portable, battery-powered systems, large-surface sensor networks and RFID tags with extended operating range.<sup>20</sup>

In this highlight, we delve into the working principles of OECTs, provide an overview of recently reported n-type channel materials and how these have advanced the performance and capabilities of the OECT circuits, and identify the material design challenges that are to be addressed for the next developments in this field.

### 2. Working principle of OECTs

To date, most of the efforts applied to incorporating organic semiconductors into transistor structures have been focused on optimizing organic field-effect transistors (OFETs).<sup>21</sup> A typical OFET comprises a solid dielectric layer sandwiched between a channel semiconductor material and a gate electrode (Fig. 1A). In an OFET, a gate-induced electrostatic charge buildup at the interface of the semiconductor and the gate dielectric leads to modulation of the channel conductance.<sup>22</sup> If the solid gate dielectric is replaced by an electrolyte (Fig. 1B), ions move under the influence of the electric field towards the organic

Laboratory of Organic Electronics, Department of Science and Technology,  
Linköping University, Norrköping SE-601 74, Sweden.  
E-mail: [simone.fabiano@liu.se](mailto:simone.fabiano@liu.se)



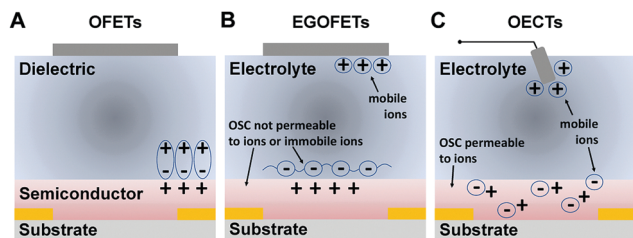


Fig. 1 Device cross-section schematic showing the working principle of (A) OFETs, (B) EGOFETs, and (C) OECTs.

semiconductor (OSC) surface and lead to the formation of an electrical double layer (EDL), along the electrolyte–semiconductor interface.<sup>23</sup> This modified OFET is referred to as an electrolyte-gated OFET (EGOFET) and has the advantage of exhibiting a significantly higher capacitance (typically of 1–10  $\mu\text{F cm}^{-2}$ ), which allows for device operation at relatively lower gate voltages, usually below 2 V.<sup>24,25</sup> If the channel material is permeable to ions, charge accumulation is no longer limited to the interface between the channel and the electrolyte only, and the device is then referred to as an OECT (Fig. 1C). Hence, the distinguishing feature of the OECTs is that ions can enter the channel material and change the electronic conductivity throughout its entire volume. In this configuration, individual polymer chains, or nano-crystallites thereof, provide a capacitive interface, thus leading to a volumetric capacitance which can be orders of magnitude larger than the EDL capacitance residing along the interface between an electrolyte and an organic semiconductor layer.<sup>26</sup> Because of the high volumetric capacitance, traditional metal gate electrode may not provide enough charges to dope the OECT channel, necessitating the use of redox gate electrodes, most commonly Ag/AgCl, or electrodes with large enough specific surface area, such as porous carbon or carbon nanotubes.<sup>27</sup> It is worth noting, however, that since OECT operation requires ion migration through a solid medium, the operating speeds of OECTs tend to be slow. Typical OECTs can operate only below the kHz frequency range<sup>28,29</sup>—much lower than the MHz range achieved by OFETs.<sup>30</sup>

The (semi)conducting nature of the channel material in the pristine state (*i.e.* in the absence of a gate voltage) dictates the operation mode of the OECT. When a highly conductive polymer, having an excess of free charge carriers, is used as the channel material, the OECT works in depletion mode. This is the case of OECTs including the well-known mixed ionic-electronic conductor poly(3,4-ethylenedioxythiophene) doped with poly(styrene sulfonate) (PEDOT:PSS) as the channel. At zero gate voltage, the transistor is in the on state as the sulfonate groups of the PSS compensate the mobile holes in the PEDOT. When a positive gate voltage is applied, holes in the channel are replaced by injected cations and the transistor switches off. In contrast, accumulation mode OECTs utilize semiconducting polymers that are undoped in their pristine state as the channel material. In the absence of gate voltage, the device is in the off state. When a gate voltage is applied, ions driven into the channel dope the film and increase its conductivity. In this case, mobile carriers are accumulated in the channel to turn the transistor *on*.

The most important figure of merit for an OECT device is the transconductance ( $g_m$ ), which is the device parameter relating the modulation of the drain current ( $I_D$ ) to the change in gate voltage ( $V_G$ ). The transconductance is then a direct measure of the extent to which an OECT can amplify an input signal and is extracted from the first derivative of transfer curve ( $g_m = \partial I_D / \partial V_G$ ). The  $g_m$  depends on both the channel geometry and biasing conditions, so one should make sure to compensate for device geometries (*i.e.*, channel length  $L$ , channel width  $W$ , and film thickness  $d$ ) when comparing the performance of OECT channel materials. A commonly used model, reported by Bernardis *et al.*<sup>31</sup> for depletion mode OECT, expresses  $g_m$  in the saturation regime as

$$g_m = \frac{dW}{L} \mu C^* (V_G - V_{th})$$

where  $\mu$  is the charge-carrier mobility,  $C^*$  is the volumetric capacitance and  $V_{th}$  the threshold voltage. While in the OFET and EGOFET literature,  $\mu$  is the main figure of merit used to define semiconductor performance,<sup>32</sup> in OECTs the  $\mu C^*$  product describes the intrinsic properties of the channel conductors and has emerged as a benchmark for OECT materials.<sup>33</sup> As discussed above, due to the dramatic increase in channel capacitance, OECTs will enable much larger drain currents than OFETs at equivalent biasing conditions and geometries. So, naturally, a relatively much larger  $g_m$  can be expected for the OECTs. The  $g_m$  values of OECTs commonly reach the  $mS$  range, while reported values for OFETs and EGOFETs are typically found in the  $\mu S$  range.<sup>28</sup>

### 3. n-Type OECTs

#### 3.1 n-Channel semiconductor materials: an OFET viewpoint

The development of high-performance organic semiconductors has traditionally been driven by the quest for efficient electron-transporting materials for OFETs. n-Channel polymers as well as molecular systems have historically lagged behind their p-type counterparts. As both theory and experiments have shown, the reason for this developmental delay is not due to intrinsic differences between the transport mechanisms for electrons and holes,<sup>34</sup> but mainly due to the ambient instability of the electron-transporting materials. Typically, this instability in air arises from the susceptibility of the organic  $\pi$ -radical anions to react with atmospheric water and/or oxygen, an issue first discussed by de Leeuw *et al.*<sup>35</sup> As the redox potential of  $\text{H}_2\text{O}$  is  $-0.66$  V *vs.* the saturated calomel electrode (SCE), it was reasoned that n-type organic semiconductors are stable at ambient atmospheric conditions only when their lowest unoccupied molecular orbital (LUMO) is deeper than  $-4.0$  eV (Fig. 2).<sup>36</sup> In addition to ambient stability, a low LUMO energy would also reduce the barrier height for the injection of electrons from commonly used high-work-function metal electrodes (*e.g.* Au). Thus, from an energetic perspective, the use of low-work-function metals, such as aluminium, should be preferable.<sup>37</sup> However, oxidation of these conductor surfaces by air leads to the formation of an insulating layer, which eliminates the benefit of a lower energy barrier.



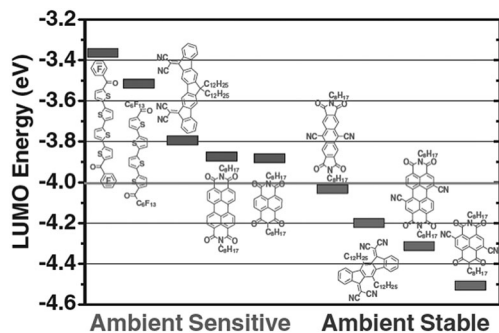


Fig. 2 Correlation between LUMO energy and ambient stability for several organic n-type materials. Reprinted with permission from ref. 36 copyright 2011 Wiley-VCH.

Numerous material design strategies have been developed to synthesize n-channel materials that satisfy this energetic requirement and a comprehensive description of the latest progress in n-type semiconductor synthesis—mostly for OFET applications—can be found in several recent reviews.<sup>38–42</sup> For instance, advancements in air-stable n-channel materials for OFETs have been made possible by the development of electron-deficient building blocks, such as perylene diimides (PDI),<sup>43</sup> naphthalene diimides (NDI),<sup>44</sup> diketopyrrolopyrrole (DPP),<sup>45</sup> isoindigo (IID),<sup>46</sup> benzodifurandione (IBDF),<sup>47</sup> to name just a few. These components, when co-polymerized with different donor units such as those based on thiophene, or with electron-deficient units such as bithiazole, benzothiadiazole, benzobisthiadiazole and azine, afforded polymers with low-lying LUMO energy levels (well below  $-4.0$  eV), remarkable ambient stability and field-effect mobilities larger than  $0.5 \text{ cm}^2 \text{ V}^{-1} \text{ s}^{-1}$ . The introduction of highly electron-withdrawing groups such as cyanine, chlorine and fluorine into the aforementioned building blocks has proven useful for improving the material performance.<sup>36</sup> Fluorination, for example, can substantially lower the material LUMO energies and favour a

sufficiently dense molecular packing, thus creating materials that are thermodynamically and kinetically resistant to trapping.

As we will see in the next section, one should be cautious of simply borrowing knowledge that has been gained for n-channel OFET materials and directly transferring it to OECTs. There are other effects that one needs to take into account in order to achieve stable, electrochemical n-type operation in an aqueous environment.

### 3.2 From OFETs to OECTs

In 2005, Panzer *et al.*<sup>48</sup> reported one of the first OECTs based on n-type organic semiconductors. PDI, functionalized with dioctyl side chains (*i.e.*, PTCDI-C8), was used as the transistor channel material, while a mixture of poly(ethyleneoxide) and lithium perchlorate was used as the electrolyte dielectric. Because of the limited ambient-stability of PTCDI-C8, the device was operated in vacuum. Two distinctive doping regions were identified depending on the applied gate voltage range: (i) an electrostatic doping regime occurring at  $V_G < 2$  V and (ii) an electrochemical doping regime for  $V_G > 2$  V. For the latter regime, diffusion of  $\text{Li}^+$  ions into the organic semiconductor film and subsequent conversion of all PTCDI-C8 molecules into anionic species was observed by vibrational spectroscopy.<sup>49</sup> However, the transistors, operated in the electrochemical mode, suffered from large hysteresis and irreversible channel degradation. This was ascribed to partial trapping of  $\text{Li}^+$  in the PTCDI-C8 layer and chemical side reaction between the anionic PTCDI-C8 and contaminating water molecules contained in the electrolyte, which hampered any further application of PTCDI-C8-based OECTs in air and/or water-based media.

Recently, Giovannitti *et al.*<sup>50</sup> reported a material design strategy that allows for the development of n-type OECTs with stable operation in aqueous environments. The polymer backbone motif was based on the donor-acceptor poly[*N,N'*-bis(2-octyldodecyl)naphthalene-1,4,5,8-bis(dicarboximide)-2,6-diyl]-*alt*-5,5'-(2,2'-bithiophene)] (P(NDI2OD-T2)) where the hydrophobic, branched

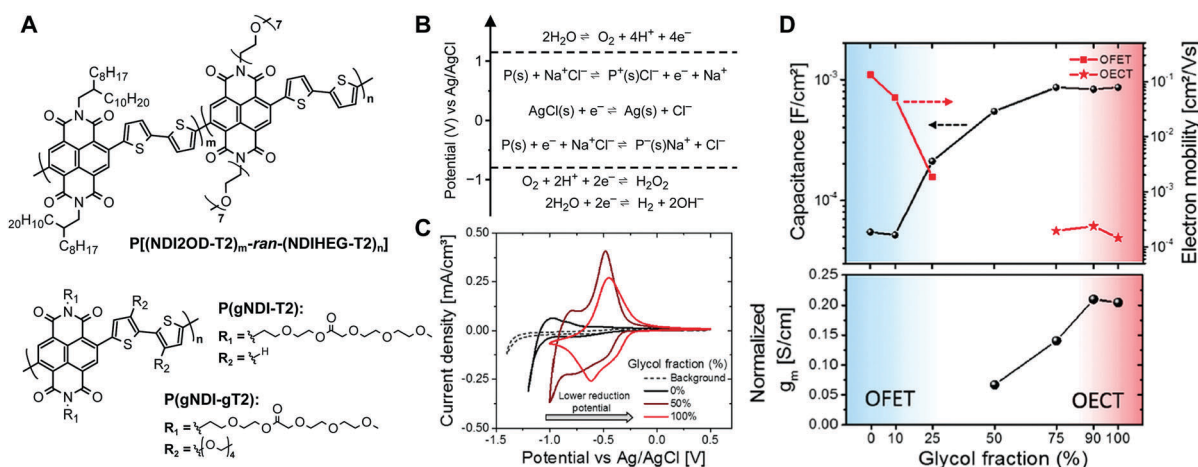


Fig. 3 (A) Chemical structure of some NDI-based polymers for OECTs. (B) Electrochemical redox reactions of a polymer including the voltage limits of a stable operation in aqueous solution versus Ag/AgCl. Adapted with permission from ref. 54 Copyright The Authors. (C) Thin film cyclic voltammetry measurements of  $\text{P}[(\text{NDI}2\text{OD-T}2)_m\text{-ran-(NDIHEG-T}2)_n]$  with  $n = 0, 0.5$  and  $1$  in  $0.1 \text{ M NaCl}$  aqueous solution (scan rate  $100 \text{ mV s}^{-1}$  vs. Ag/AgCl). (D) Capacitance, electron mobility and normalized transconductance of  $\text{P}[(\text{NDI}2\text{OD-T}2)_m\text{-ran-(NDIHEG-T}2)_n]$  with  $n$  ranging from  $0$  to  $1$ . Reprinted with permission from ref. 50 copyright 2018 American Chemical Society.



## Highlight

2-octyldodecyl (2OD) side chains were gradually exchanged for the more hydrophilic, linear heptakis(ethylene glycol) (HEG)-based side chains (Fig. 3A). P(NDI2OD-T2) ( $n = 0$ , Fig. 3A) is a notable example of n-type organic semiconductor.<sup>51</sup> It represents a class of materials that can yield high electron mobility ( $0.2\text{--}0.8\text{ cm}^2\text{ V}^{-1}\text{ s}^{-1}$ ) in OFETs and is one of the most studied n-type polymers, frequently reported in recent literature. However, because of the hydrophobic nature of its 2OD side chains, only electrostatic charge accumulation at the semiconductor–electrolyte interface is typically reported for P(NDI2OD-T2).<sup>52</sup> Electrochemical doping has not been observed within the potential window afforded by aqueous electrolytes, which is limited by the electrolysis of water (Fig. 3B). A series of random co-polymers was prepared with glycol side chain percentages ranging from 0 to 100 with respect to the alkyl side chains. Copolymers having a percentage of glycol side chain  $<50\%$  showed a low degree of swelling ( $<10\%$ ) in 0.1 M NaCl aqueous solution. The swelling dramatically increased for glycol side chain content larger than  $50\%$  ( $>100\%$  swelling for 100% glycol fraction), demonstrating a significant difference in the hydration behaviour depending on the nature of the side chains. A lower reduction potential as well as a lower hysteresis during electrochemical redox reactions was also observed for the co-polymers that showed higher degrees of swelling (Fig. 3C). As the co-polymers have identical backbones, the shift in the reduction potential was attributed to the difference in ion penetration into the bulk during electrochemical doping. This observation was corroborated by electrochemical impedance spectroscopy measurements showing that the polymers with glycol side chain percentage  $<10\%$  had a lower capacitance compared to those with glycol side chain fraction  $>75\%$  (Fig. 3D). The observed trend in capacitance suggests a gradual transition from an electrostatic accumulation of charges at the semiconductor–electrolyte interface for low glycol chain content, which is typical of EGOFTs based on P(NDI2OD-T2)<sup>53</sup> and other hydrophobic semiconductors, to volumetric charging where ions are able to penetrate into the bulk of the co-polymer for glycol chain densities  $>75\%$ . This volumetric doping of the semiconductor film resulted in a  $C^*$  of about  $200\text{ F cm}^{-3}$ , and a thickness-normalized  $g_m$  as high as  $0.2\text{ S cm}^{-1}$ , for the co-polymer with glycol fraction  $>90\%$  (Fig. 3D). The large increase in  $C^*$  was, however, compensated by a deterioration of the electronic charge transport properties. A significant drop in the electron mobility as well as an increase in the energetic disorder was in fact observed as the alkyl chains were replaced by the glycol side chains, suggesting the latter functionalization induces structural changes that contribute to disruption in electron mobility.

The same group also showed that the choice of the hydrophilic side chain as well as of the donor co-monomer is highly important for the preparation of materials for n-type OECTs.<sup>54</sup> Indeed, replacing linear glycol side chains with glycol-ester side chains, while keeping the same NDI-T2 backbone motif (Fig. 3A), resulted in electrochemical currents that were too low to be detected, although volumetric capacitance and field-effect mobilities remained unaffected ( $\sim 200\text{ F cm}^{-3}$  and  $10^{-4}\text{ cm}^2\text{ V}^{-1}\text{ s}^{-1}$ , respectively). On the other hand, by replacing the bithiophene (T2) unit to an alkoxybithiophene (gT2) unit with increased

donor strength (Fig. 3A), a two-fold increase in  $C^*$  ( $\sim 400\text{ F cm}^{-3}$ ) was observed, yielding thickness-normalized  $g_m$  of up to  $1.0\text{ S cm}^{-1}$ . The authors theorized that the increased electron affinity of NDI-gT2 along with less efficient packing of the polymer backbones led to more facile cation injection into the material and hence a reduced threshold voltage for the device.<sup>54</sup>

The nature of the donor co-monomer is known to influence the donor–acceptor character of the co-polymer affecting, to a great extent, the ability of the acceptor unit to stabilize more charges on the backbone. If these charges were highly mobile, this could augment the performance of n-type OECTs. However, NDI-based polymers such as those presented above typically suffer from only a modest electrical conductivity at high charge density ( $<0.01\text{ S cm}^{-1}$ ), due to the strong intrachain localization of the charge carriers, as well as to a limited tolerance of the flexible backbone for disorder induced by intercalation of ions, which is typical of this class of polymers.<sup>55</sup> Reducing the donor–acceptor character as well as increasing the planarity of the polymer backbone has proven useful to enhance the electrical conductivity of NDI-based polymers by more than one order of magnitude.<sup>56</sup> The use of highly planarized and rigid ladder-type polymers such as poly(benzobisimidazobenzophenanthroline) (BBL, Fig. 4A) has helped overcome this limitation, reaching a conductivity that is  $1000\times$  that of the backbone-distorted P(NDI2OD-T2).<sup>57</sup> Our group recently demonstrated that ladder-type conducting polymers such as BBL can function as efficient electroactive materials for n-type OECTs.<sup>58</sup> The transistors, fabricated by means of facile spray-coating techniques, function in accumulation mode in water with a channel-area-normalized  $g_m$  that is about  $2.5\times$  higher than that of the best performing NDI-based OECTs of comparable thickness (Fig. 4B).<sup>54</sup> The reason for the higher performance can be explained by considering the product  $\mu C^*$ . Since no side chains are used to help solubilize the polymer backbone, BBL shows an impressive volumetric capacitance, over  $900\text{ F cm}^{-3}$ , at an offset voltage of  $-0.5\text{ V}$  vs. Ag/AgCl. Remarkably, this value exceeded that of the best NDI-based OECTs ( $\sim 400\text{ F cm}^{-3}$ ) by more than 2-fold,<sup>54</sup> and

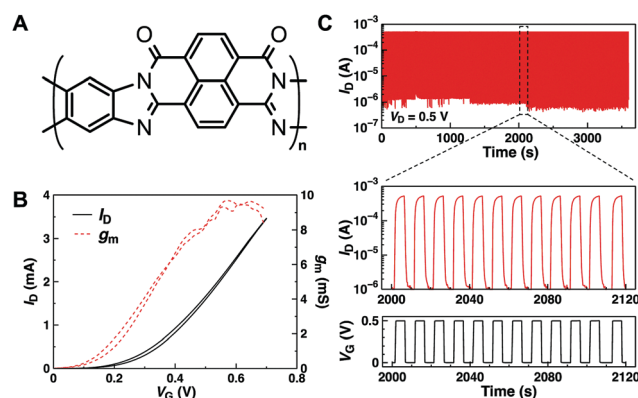


Fig. 4 (A) Chemical structure of BBL. (B) n-Type transfer curve (black) and transconductance (red dotted) of a 180 nm-thick BBL OECT measured at  $V_D = 0.6\text{ V}$  in 0.1 M NaCl. (C) Stability test of BBL OECT under sequential square wave gate voltage pulse for 1 h in water. Reprinted with permission from ref. 58 copyright The Authors.





was several orders of magnitude higher than the estimated value for NDI-based EGOFETs.<sup>53</sup> In addition, because of the high electron conductivity and electron affinity, BBL-based OECTs operated at high currents in water and were stable during continuous pulse measurements over 1 h (Fig. 4C) as well as during three months of storage in air. However, the devices suffered from a slow response time due to the limited diffusion of ions throughout the BBL active layer. This limitation could perhaps be overcome by functionalizing the polymer backbone with chemical moieties that promote ion migration, although at the expense of the capacitance. Nevertheless, because side chains can ultimately influence both ions injection into the film and their effectiveness in doping the conjugated polymer,<sup>59</sup> the disadvantage of a reduced capacitance could be mitigated by the improved response time. In addition to these advantages, side chain engineering could facilitate processing of the material. A complete report of the latest progress on fully conjugated ladder polymers and ways of improving their solubility can be found in recent reviews.<sup>60</sup>

### 3.3 Applications: from complementary circuits to biosensors

Complementary circuits based entirely on OECT operation are currently at an early stage of development due to the scarcity of n-channel OECT materials with high electrical performance and ambient stability. Efficient n-channel conduction in organic materials is in fact crucial to the function of complementary organic circuits, where the combination of p- and n-channel transistors would enable greater circuit speeds, lower power dissipation, and more stable operation. Over the past decade, OECT circuits based on p-channel transistors have been realized for a variety of applications, ranging from pixel drivers for active-matrix electrochromic display to NAND/NOR gates,<sup>14</sup> while the development of complementary circuits was limited to the use of solid-state OFETs.<sup>20</sup> We recently reported one of the first examples of complementary inverters based entirely on electrochemical operation by combining the best-performing BBL-based n-type OECTs with p-type OECTs based on the conjugated polyelectrolyte poly(3-carboxy-pentyl-thiophene) (P3CPT).<sup>58</sup> The inverter operated at a supply voltage of 0.6 V, with relatively high gains (defined as  $\partial V_{\text{out}}/\partial V_{\text{in}} > 11$ ), and large worst-case noise margin (NM) of 0.2 V (Fig. 5A and B). The NM was  $\approx 67\%$  of its maximum theoretical value of 0.3 V taking into account a supply voltage of 0.6 V. These values were larger than those reported for p-MOS inverters used in complex circuitry<sup>61</sup> and among the best based on solution-processed organic CMOS-like inverters operating at such a low supply voltage ( $< 0.6$  V).<sup>52,53</sup> Although still far from being technologically relevant in terms of speed, these devices represent a first example of CMOS-like inverters based on OECT operation that could find use as amplifying transducers to enhance the recorded signal of a biological event with low power consumption.

Recently, n-type OECTs have also been reported as an efficient platform for the detection of lactate, a significant metabolite in cellular metabolic pathways associated with critical health care conditions. The n-type conjugated polymer forming the OECT channel is capable of accepting electrons generated by the

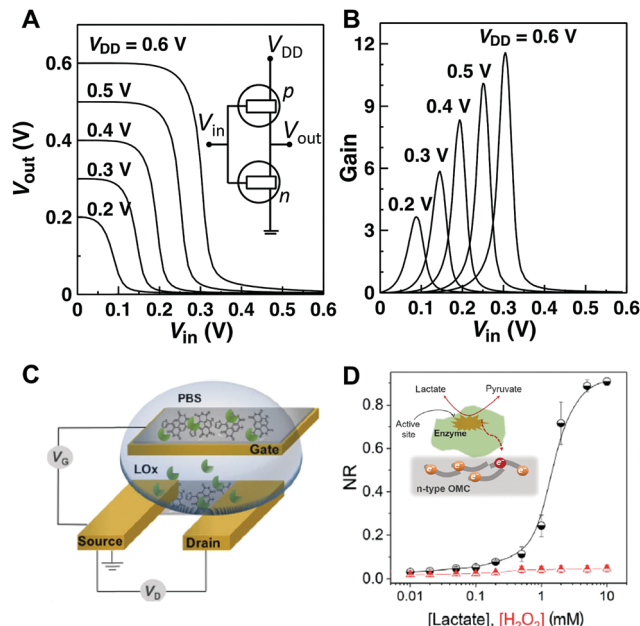


Fig. 5 (A) Voltage characteristics and schematic representation of a complementary-like inverter based on BBL (n) and P3CPT (p) OECTs. (B) Corresponding voltage gains. Adapted with permission from ref. 58 Copyright The Authors. (C) Schematic of the OECT-based metabolite sensor. (D) Normalized response (NR) of the OECT to  $\text{H}_2\text{O}_2$  (red) and to lactate in the presence of lactate oxidase (black). The inset shows proposed mechanism of lactate sensing based on the direct electron-transfer from the enzyme to the n-type channel. Adapted with permission from ref. 62 copyright The Authors.

enzymatic reaction and acts as a series of redox centres capable of switching between the neutral and reduced states (Fig. 5C and D). This results in a fast, selective, and sensitive metabolite sensor, with obvious advantages over the traditional amperometric sensors in terms of amplification and design simplicity. The implications of this study go beyond the field of biosensors and open up an avenue for the development of enzyme-based electrocatalytic energy generation/storage devices.<sup>62</sup>

## 4. Conclusions and outlook

Although still at an early stage of their development, n-channel OECTs have attracted a great deal of attention, as they hold significant promise for improving the sophistication of the existing OECT-based technologies. The recent advances in n-type OECTs, as highlighted in this article, have benefitted from the understanding, gained over the years in the field of OFETs, of the factors limiting electron transport in n-channel materials, and the performance difference with the p-channel counterpart has substantially decreased. There are, however, several challenges that need to be addressed in order to push forward practical applications of n-channel OECT materials. For example, the best performing n-type OECT materials to date, such as p(gNDI-g2T) or BBL, have a  $\mu C^*$  of  $\sim 0.1$ – $1$   $\text{F cm}^{-1} \text{V}^{-1} \text{s}^{-1}$ , which is 1–2 orders of magnitude smaller than PEDOT:PSS-based p-type OECTs ( $\sim 80$   $\text{F cm}^{-1} \text{V}^{-1} \text{s}^{-1}$ ). This is not due to a reduced



## Highlight

capability of the n-type material to store ionic charges, as evidenced by a more than 20 times higher  $C^*$  for BBL compared to PEDOT:PSS ( $\sim 900$  vs.  $\sim 40$  F cm $^{-3}$ , respectively), but to a lower electron mobility ( $\sim 10^{-3}$  vs.  $\sim 2$  cm $^2$  V $^{-1}$  s $^{-1}$  for BBL and PEDOT:PSS, respectively). The use of conjugated polymers with planar, torsion-free backbones have emerged as a promising strategy to reduce intrinsic conformational and energetic disorder and to boost charge carrier mobility.<sup>63</sup> To this end, fully conjugated ladder-type polymers or polymers where double bonds lock-in a rigid backbone conformation<sup>64</sup> hold promises for the development of conducting channel materials with efficient and air stable electron transport. In addition, high carrier mobilities should be achievable through a simultaneous improvement of the local aggregation and interconnectivity of domains. Thus, research should focus on the interchain coupling in the aggregates and/or on the design of molecules that afford delocalization.<sup>65</sup>

Hence, a specific challenge to materials chemists would be then to design solution-processable organic semiconductors that have high stability in air and aqueous electrolyte media, high electrochemical stability within the working potential range of the electrolyte–solvent system, and be chemically and physically tolerant to disorder at high doping levels during ion penetration into the channel volume, by allowing more efficient intra- and intermolecular charge transport pathways, while maintaining high electron mobility. Despite these challenges, we believe that the development of n-type OECTs has a bright future, especially considering that the vast amount of previous work on both p-type OECTs and n-channel OFETs may provide useful insights to tackle these challenges, helping to advance this field in the direction of practical technologies.

## Conflicts of interest

There are no conflicts to declare.

## Acknowledgements

This work was financially supported by the Swedish Research Council (2016-03979), the Swedish Governmental Agency for Innovation Systems – VINNOVA (2015-04859), the Swedish Foundation for Strategic Research (SE13-0045 and RIT15-0119), and the Swedish Government Strategic Research Area in Materials Science on Functional Materials at Linköping University (Faculty Grant SFO-Mat-LiU # 2009-00971).

## References

- D. T. Simon, E. O. Gabrielsson, K. Tybrandt and M. Berggren, *Chem. Rev.*, 2016, **116**, 13009–13041.
- J. Rivnay, S. Inal, A. Salleo, R. M. Owens, M. Berggren and G. G. Malliaras, *Nat. Rev. Mater.*, 2018, **3**, 17086.
- P. Lin, F. Yan, J. J. Yu, H. L. W. Chan and M. Yang, *Adv. Mater.*, 2010, **22**, 3655–3660.
- P. Lin, X. T. Luo, I. M. Hsing and F. Yan, *Adv. Mater.*, 2011, **23**, 4035–4040.
- D. Khodagholy, V. F. Curto, K. J. Fraser, M. Gurfinkel, R. Byrne, D. Diamond, G. G. Malliaras, F. Benito-Lopez and R. M. Owens, *J. Mater. Chem.*, 2012, **22**, 4440–4443.
- L. H. Jimison, S. A. Tria, D. Khodagholy, M. Gurfinkel, E. Lanzarini, A. Hama, G. G. Malliaras and R. M. Owens, *Adv. Mater.*, 2012, **24**, 5919–5923.
- G. Tarabella, P. D'Angelo, A. Cifarelli, A. Dimonte, A. Romeo, T. Berzina, V. Erokhin and S. Iannotta, *Chem. Sci.*, 2015, **6**, 2859–2868.
- F. Hempel, J. K. Y. Law, T. C. Nguyen, W. Munief, X. L. Lu, V. Pachauri, A. Susloparova, X. T. Vu and S. Ingebrandt, *Biosens. Bioelectron.*, 2017, **93**, 132–138.
- O. Salyk, J. Vitecek, L. Omasta, E. Safarikova, S. Stritesky, M. Vala and M. Weiter, *Appl. Sci.*, 2017, **7**, 998–1007.
- A. Campana, T. Cramer, D. T. Simon, M. Berggren and F. Biscarini, *Adv. Mater.*, 2014, **26**, 3874–3878.
- P. Leleux, C. Johnson, X. Strakosas, J. Rivnay, T. Herve, R. M. Owens and G. G. Malliaras, *Adv. Healthcare Mater.*, 2014, **3**, 1377–1380.
- Y. van de Burgt, E. Lubberman, E. J. Fuller, S. T. Keene, G. C. Faria, S. Agarwal, M. J. Marinella, A. Alec Talin and A. Salleo, *Nat. Mater.*, 2017, **16**, 414–418.
- P. Gkoupidenis, D. A. Koutsouras and G. G. Malliaras, *Nat. Commun.*, 2017, **8**, 15448.
- D. Nilsson, N. Robinson, M. Berggren and R. Forchheimer, *Adv. Mater.*, 2005, **17**, 353–358.
- P. A. Ersman, D. Westerberg, D. Y. Tu, M. Nilsson, J. Ahlin, A. Evehorn, A. Lagerlof, D. Nilsson, M. Sandberg, P. Norberg, M. Berggren, R. Forchheimer and G. Gustafsson, *Flexible Printed Electron.*, 2017, **2**, 045008.
- E. Zeglio, M. Vagin, C. Musumeci, F. N. Ajjan, R. Gabrielsson, X. T. Trinh, N. T. Son, A. Maziz, N. Solin and O. Inganäs, *Chem. Mater.*, 2015, **27**, 6385–6393.
- S. Fabiano, N. Sani, J. Kawahara, L. Kergoat, J. Nissa, I. Engquist, X. Crispin and M. Berggren, *Sci. Adv.*, 2017, **3**, e1700345.
- M. Hamedi, R. Forchheimer and O. Inganäs, *Nat. Mater.*, 2007, **6**, 357–362.
- A. Facchetti, *Mater. Today*, 2007, **10**, 28–37.
- K. J. Baeg, M. Caironi and Y. Y. Noh, *Adv. Mater.*, 2013, **25**, 4210–4244.
- H. Sirringhaus, *Adv. Mater.*, 2014, **26**, 1319–1335.
- H. Koezuka, A. Tsumura and T. Ando, *Synth. Met.*, 1987, **18**, 699–704.
- S. H. Kim, K. Hong, W. Xie, K. H. Lee, S. Zhang, T. P. Lodge and D. C. Frisbie, *Adv. Mater.*, 2013, **25**, 1822–1846.
- D. Zhao, S. Fabiano, M. Berggren and X. Crispin, *Nat. Commun.*, 2017, **8**, 14214.
- Y. Xia, W. Zhang, M. Ha, J. H. Cho, M. J. Renn, C. H. Kim and C. D. Frisbie, *Adv. Funct. Mater.*, 2010, **20**, 587–594.
- J. Rivnay, P. Leleux, M. Ferro, M. Sessolo, A. Williamson, D. A. Koutsouras, D. Khodagholy, M. Ramuz, X. Strakosas, R. M. Owens, C. Benar, J.-M. Badier, C. Bernard and G. G. Malliaras, *Sci. Adv.*, 2015, **1**, e1400251.
- O. Larsson, A. Laiho, W. Schmickler, M. Berggren and X. Crispin, *Adv. Mater.*, 2011, **23**, 4764–4769.



- 28 D. Khodagholy, J. Rivnay, M. Sessolo, M. Gurfinkel, P. Leleux, L. H. Jimison, E. Stavrinidou, T. Herve, S. Sanaur, R. M. Owens and G. G. Malliaras, *Nat. Commun.*, 2013, **4**, 2133.
- 29 A. Laiho, L. Herlogsson, R. Forchheimer, X. Crispin and M. Berggren, *Proc. Natl. Acad. Sci. U. S. A.*, 2011, **108**, 15069–15073.
- 30 S. G. Bucella, A. Luzio, E. Gann, L. Thomsen, C. R. McNeill, G. Pace, A. Perinot, Z. Chen, A. Facchetti and M. Caironi, *Nat. Commun.*, 2015, **6**, 8394.
- 31 D. A. Bernardis and G. G. Malliaras, *Adv. Funct. Mater.*, 2007, **17**, 3538–3544.
- 32 H. L. Dong, X. L. Fu, J. Liu, Z. R. Wang and W. P. Hu, *Adv. Mater.*, 2013, **25**, 6158–6182.
- 33 S. Inal, G. G. Malliaras and J. Rivnay, *Nat. Commun.*, 2017, **8**, 1767.
- 34 A. Facchetti, *Chem. Mater.*, 2011, **23**, 733–758.
- 35 D. M. de Leeuw, M. M. J. Simenon, A. R. Brown and R. E. F. Einerhand, *Synth. Met.*, 1997, **87**, 53–59.
- 36 X. Zhan, A. Facchetti, S. Barlow, T. J. Marks, M. A. Ratner, M. R. Wasielewski and S. R. Marder, *Adv. Mater.*, 2011, **23**, 268–284.
- 37 D. Natali and M. Caironi, *Adv. Mater.*, 2012, **24**, 1357–1387.
- 38 H. Usta, A. Facchetti and T. J. Marks, *Acc. Chem. Res.*, 2011, **44**, 501–510.
- 39 X. Zhao and X. Zhan, *Chem. Soc. Rev.*, 2011, **40**, 3728–3743.
- 40 S. Holliday, J. E. Donaghey and I. McCulloch, *Chem. Mater.*, 2014, **26**, 647–663.
- 41 J. T. E. Quinn, J. Zhu, X. Li, J. Wang and Y. Li, *J. Mater. Chem. C*, 2017, **5**, 8654–8681.
- 42 Y. Zhao, Y. Guo and Y. Liu, *Adv. Mater.*, 2013, **25**, 5372–5391.
- 43 Z. H. Chen, Y. Zheng, H. Yan and A. Facchetti, *J. Am. Chem. Soc.*, 2009, **131**, 8–9.
- 44 M. Sommer, *J. Mater. Chem. C*, 2014, **2**, 3088–3098.
- 45 B. Nielsen Christian, M. Turbiez and I. McCulloch, *Adv. Mater.*, 2012, **25**, 1859–1880.
- 46 R. Stalder, J. Mei, K. R. Graham, L. A. Estrada and J. R. Reynolds, *Chem. Mater.*, 2014, **26**, 664–678.
- 47 Z. Yan, B. Sun and Y. Li, *Chem. Commun.*, 2013, **49**, 3790–3792.
- 48 M. J. Panzer and C. D. Frisbie, *J. Am. Chem. Soc.*, 2005, **127**, 6960–6961.
- 49 L. G. Kaake, Y. Zou, M. J. Panzer, C. D. Frisbie and X. Y. Zhu, *J. Am. Chem. Soc.*, 2007, **129**, 7824–7830.
- 50 A. Giovannitti, I. P. Maria, D. Hanifi, M. J. Donahue, D. Bryant, K. J. Barth, B. E. Makdah, A. Savva, D. Moia, M. Zetek, P. R. F. Barnes, O. G. Reid, S. Inal, G. Rumbles, G. G. Malliaras, J. Nelson, J. Rivnay and I. McCulloch, *Chem. Mater.*, 2018, **30**, 2945–2953.
- 51 H. Yan, Z. Chen, Y. Zheng, C. Newman, J. R. Quinn, F. Dötz, M. Kastler and A. Facchetti, *Nature*, 2009, **457**, 679–686.
- 52 L. Herlogsson, X. Crispin, S. Tierney and M. Berggren, *Adv. Mater.*, 2011, **23**, 4684–4689.
- 53 R. Porrazzo, A. Luzio, S. Bellani, G. E. Bonacchini, Y.-Y. Noh, Y.-H. Kim, G. Lanzani, M. R. Antognazza and M. Caironi, *ACS Omega*, 2017, **2**, 1–10.
- 54 A. Giovannitti, C. B. Nielsen, D.-T. Sbircea, S. Inal, M. Donahue, M. R. Niazi, D. A. Hanifi, A. Amassian, G. G. Malliaras, J. Rivnay and I. McCulloch, *Nat. Commun.*, 2016, **7**, 13066.
- 55 B. D. Naab, X. Gu, T. Kurosawa, J. W. F. To, A. Salleo and Z. Bao, *Adv. Electron. Mater.*, 2016, **2**, 1600004.
- 56 S. Wang, H. Sun, T. Erdmann, G. Wang, D. Fazzi, U. Lappan, Y. Puttisong, Z. Chen, M. Berggren, X. Crispin, A. Kiriy, B. Voit, T. J. Marks, S. Fabiano and A. Facchetti, *Adv. Mater.*, 2018, **30**, 1801898.
- 57 S. Wang, H. Sun, U. Ail, M. Vagin, P. O. Å. Persson, J. W. Andreasen, W. Thiel, M. Berggren, X. Crispin, D. Fazzi and S. Fabiano, *Adv. Mater.*, 2016, **28**, 10764–10771.
- 58 H. Sun, M. Vagin, S. Wang, X. Crispin, R. Forchheimer, M. Berggren and S. Fabiano, *Adv. Mater.*, 2018, **30**, 1704916.
- 59 D. Kiefer, A. Giovannitti, H. Sun, T. Biskup, A. Hofmann, M. Koopmans, C. Cendra, S. Weber, L. J. Anton Koster, E. Olsson, J. Rivnay, S. Fabiano, I. McCulloch and C. Müller, *ACS Energy Lett.*, 2018, **3**, 278–285.
- 60 J. Lee, A. J. Kalin, T. Yuan, M. Al-Hashimi and L. Fang, *Chem. Sci.*, 2017, **8**, 2503–2521.
- 61 J. H. Cho, J. Lee, Y. Xia, B. Kim, Y. Y. He, M. J. Renn, T. P. Lodge and C. D. Frisbie, *Nat. Mater.*, 2008, **7**, 900–906.
- 62 A. M. Pappa, D. Ohayon, A. Giovannitti, I. P. Maria, A. Savva, I. Uguz, J. Rivnay, I. McCulloch, R. M. Owens and S. Inal, *Sci. Adv.*, 2018, **4**, eaat0911.
- 63 D. Venkateshvaran, M. Nikolka, A. Sadhanala, V. Lemaury, M. Zelazny, M. Kepa, M. Hurhangee, A. J. Kronemeijer, V. Pecunia, I. Nasrallah, I. Romanov, K. Broch, I. McCulloch, D. Emin, Y. Olivier, J. Cornil, D. Beljonne and H. Sirringhaus, *Nature*, 2014, **515**, 384–388.
- 64 A. Onwubiko, W. Yue, C. Jellett, M. Xiao, H.-Y. Chen, M. K. Rawa, D. A. Hanifi, A.-C. Knall, B. Purushothaman, M. Nikolka, J.-C. Flores, A. Salleo, J.-L. Bredas, H. Sirringhaus, P. Hayoz and I. McCulloch, *Nat. Commun.*, 2018, **9**, 416.
- 65 S. Wang, S. Fabiano, S. Himmelberger, S. Puzinas, X. Crispin, A. Salleo and M. Berggren, *Proc. Natl. Acad. Sci. U. S. A.*, 2015, **112**, 10599–10604.

