

Cite this: *Chem. Sci.*, 2018, 9, 7115

All publication charges for this article have been paid for by the Royal Society of Chemistry

Metal-free alkene oxy- and amino-perfluoroalkylations *via* carbocation formation by using perfluoro acid anhydrides: unique reactivity between styrenes and perfluoro diacyl peroxides†

Elena Valverde,^a Shintaro Kawamura,^b  Daisuke Sekine^a and Mikiko Sodeoka ^{*ab}

We present a strategy for metal-free, alkene difunctionalization-type, oxy- and amino-perfluoroalkylations, using perfluoro acid anhydrides as practical and user-friendly perfluoroalkyl sources. This method provides efficient access to oxy-perfluoroalkylation products *via* carbocation formation due to the unique reactivity between styrenes and bis(perfluoroacyl) peroxides generated *in situ* from perfluoro acid anhydrides. This reaction is also applicable to metal-free intramolecular amino-perfluoroalkylation of styrenes bearing a pendant amino group. Synthetic utility of the oxy-trifluoromethylation products was confirmed by demonstrating derivatization *via* hydrolysis, elimination, and acid-catalyzed substitution with carbon nucleophiles. The mechanism of the carbocation formation was investigated experimentally and theoretically.

Received 10th June 2018
Accepted 20th July 2018

DOI: 10.1039/c8sc02547a

rsc.li/chemical-science

Introduction

Introduction of perfluoroalkyl groups is an important strategy for modifying the properties of bioactive compounds, agrochemicals and functional materials.¹ Various methods are available for C–CF₃ bond formation to construct functionalized CF₃-containing compounds, and alkene difunctionalization-type trifluoromethylation has recently attracted particular interest.^{2–10} Styrene derivatives are often used as substrates in these reactions because of their unique reactivity and the utility of the products as CF₃-containing synthetic building blocks.^{2–5} For example, transition-metal-catalyzed intermolecular oxy-trifluoromethylation to form C–O bonds has been well studied (Scheme 1a).³ As pioneering works, Szabó^{3a} and we^{3b} independently reported Cu-catalyzed intermolecular oxy-trifluoromethylation of styrenes with Togni reagent in 2012. In this reaction, the trifluoromethyl group is introduced into the β-position, and then 2-iodobenzoate group derived from the Togni reagent is introduced at the benzylic position *via* carbocation intermediate formation with the aid of copper-catalyst. In contrast to transition-metal-catalyzed reactions, metal-free oxy-trifluoromethylations generally proceed *via* the following steps: (1) formation of a CF₃ radical, (2) formation of an alkyl

radical intermediate by reaction of the CF₃ radical and alkene, (3) trapping with an O-radical species.⁵ In 1993, Uneyama reported an electrochemical reaction of butyl acrylate with trifluoroacetic acid (TFA) and O₂ as the trapping agent, affording CF₃-containing alcohol products.^{5b} In 2011, Xiao found that *S*-(trifluoromethyl)diphenylsulfonium salt could react with styrenes under aerobic conditions to afford ketone products.^{5c} A similar transformation was also achieved by using CF₃SO₂Na in the presence of O₂, obtaining a mixture of ketone and alcohol products.^{5e} Lei developed the reaction with CF₃SO₂Na in the presence of O₂ with the aid of K₂S₂O₈ or the combination of NMP/PPh₃, to obtain the ketone or alcohol product selectively.^{5f,h} Fu reported oxazoline forming-trifluoromethylation of allylamide with CF₃SO₂Na by using oxidant.^{5g} In 2012, Studer reported an efficient TEMPONa-promoted oxy-trifluoromethylation with Togni reagent,^{5d,j} in which Togni reagent was decomposed *via* single electron transfer with TEMPONa as an electron donor, affording CF₃ and TEMPO radicals and eventually providing the CF₃-containing TEMPO adduct by addition to the alkene. In 2015, Tan and Liu reported the metal-free oxy-trifluoromethylation using hydroxamic acids, affording products containing an aminoxyl group.⁵ⁱ As regards metal-free reaction *via* a carbocation intermediate, Uneyama developed an electrochemical oxy-trifluoromethylation of butyl methacrylate with TFA and water as the oxygen nucleophile and solvent by careful tuning the current density to oxidize the radical intermediate, obtaining the alcohol product in up to 35% yield.^{5a} Further, in 2016, Liu reported an amine-catalyzed intramolecular oxy-trifluoromethylation of alkenes bearing

^aSynthetic Organic Chemistry Laboratory, RIKEN Cluster for Pioneering Research, 2-1 Hirosawa, Wako, Saitama 351-0198, Japan. E-mail: sodeoka@riken.jp

^bRIKEN Center for Sustainable Resource Science, 2-1 Hirosawa, Wako, Saitama 351-0198, Japan

† Electronic supplementary information (ESI) available: General experimental procedures, experimental method, compound characterization, and NMR spectroscopic data. See DOI: 10.1039/c8sc02547a





Scheme 1 (a) Proposed mechanisms of previous oxy-trifluoromethylations, (b) our previous work on Cu-catalyzed amino-perfluoroalkylation with TFAA/urea·H₂O₂, and (c) metal-free difunctionalization-type perfluoroalkylation of styrenes by using perfluoro acid anhydrides (this work).

a 1,3-diaryl diketone group with Togni reagent, affording dihydrofuran products.^{5k,6}

Recently, we have been interested in alkene perfluoroalkylation by using perfluoro acid anhydrides, which are convenient and practical perfluoroalkyl sources because of their low cost, ready availability and reasonable stability compared to conventional perfluoroalkylating reagents.^{9–12} We found that perfluoro diacyl peroxides prepared *in situ* from perfluoro acid anhydrides and urea·H₂O₂ showed excellent reactivity and selectivity in allylic perfluoroalkylation^{9a} and in intramolecular amino-perfluoroalkylation^{9b} of alkenes in the presence of Cu(I) salt as a catalyst. Our mechanistic studies of the amino-perfluoroalkylation indicated that it proceeds *via* (1) formation of a perfluoroalkyl radical ($\cdot\text{R}_f$) and Cu(II) species from the peroxide and Cu(I) catalyst, (2) addition of the R_f radical to the double bond of the alkene, (3) oxidation of the resulting alkyl radical with Cu(II) species to afford a carbocation intermediate with recovery of the Cu(I) species, and (4) nucleophilic cyclization (Scheme 1b). In the absence of copper catalyst, the reaction of alkenes gave complex mixtures. Exceptionally, reaction of alkenes bearing an aromatic ring at an appropriate position selectively generated perfluoroalkyl group-containing carbocycles, because the aromatic ring acted as a scavenger of the alkyl radical. We were interested in the unique reactivity of styrenes and radical cation species in perfluoroalkylation with the perfluoro acid anhydride/urea·H₂O₂ system (Scheme 1c), and postulated that the styrene substrate serves to control the

reactivity and selectivity in the formation of the carbocation intermediate without transition-metal-catalyst;^{9b} *i.e.*, styrene serves as an electron donor to accelerate generation of the perfluoroalkyl radical *via* decomposition of the diacyl peroxide by SET. Then, addition of the perfluoroalkyl radical to the resulting radical cation A affords the carbocation B (path a). Another possibility is that the perfluoroalkyl radical reacts with another styrene molecule (having higher electron density compared to the radical cation A), and the resulting benzyl radical intermediate C is oxidized by the radical cation A as an electron acceptor to afford the same benzyl cation intermediate B (path b). In this work, we focused on this carbocation formation, as a key process in difunctionalization-type perfluoroalkylation, and aimed to develop metal-free oxy- and amino-perfluoroalkylations of styrene derivatives by using perfluoro acid anhydrides. We also carried out various derivatizations to confirm the synthetic potential of the products.

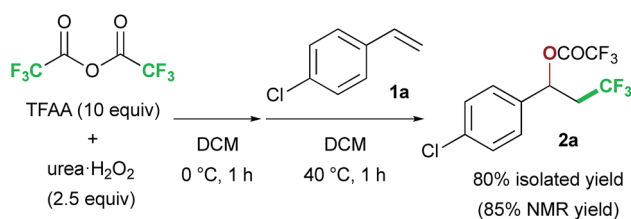
Results and discussion

We chose commercially available 4-chlorostyrene **1a** as a model substrate to explore the reaction. To our delight, after *in situ* generation of bis(trifluoroacetyl)peroxide (BTFAAP) from trifluoroacetic anhydride (TFAA) with urea·H₂O₂ in DCM at 0 °C for 1 h, reaction with **1a** at 40 °C for 1 h afforded the desired oxy-trifluoromethylation product **2a**. Careful tuning of the ratio of the reagents and the reaction temperature improved the yield.¹³

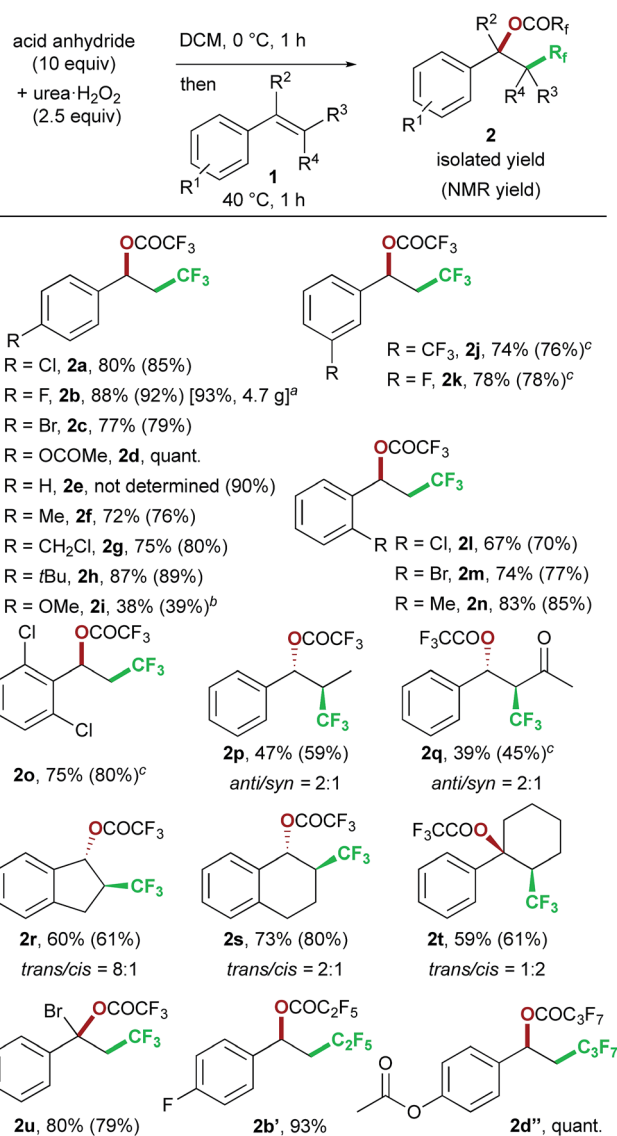


Finally, the reaction with TFAA (10 equiv.) and urea·H₂O₂ (2.5 equiv.) provided the corresponding oxy-trifluoromethylated product **2a** in 80% isolated yield (85% NMR yield) (Scheme 2).¹⁴ The scope of the optimized reaction conditions was then explored using a range of styrene-based substrates (Scheme 3). Various functional groups at the *para* position were tolerated and the corresponding oxy-trifluoromethylated products were formed efficiently (**2a–i**).¹⁵ The usefulness of the reaction was demonstrated in a gram-scale experiment with 4-fluorostyrene **1b**, which was transformed into the desired compound **2b** in 93% yield (4.7 g). *meta*- and *ortho*-substituted styrene substrates performed well in the oxy-trifluoromethylation reaction (**2j–n**), although higher temperatures were needed for *meta*-substituted substrate because of slow conversion compared to *para*- and *ortho*-substituted styrenes. A disubstituted styrene **1o** afforded the target compound **2o** in good yield. The generality of the reaction was also assessed with several internal alkenes, which afforded the corresponding difunctionalized products in moderate to good yields (**2p–s**). Quaternary carbon centres could be constructed successfully, and more complex compounds **2t** and **2u** were isolated in 59% and 80% yield, respectively. Finally, this metal-free procedure was applied to the oxy-perfluoroalkylation of styrene-based substrates with other perfluoro acid anhydrides, and the desired products **2b'** and **2d''** were isolated in excellent yields.

To further explore the ability of the styryl functionality to provide the carbocation intermediate, we next investigated whether pyrrolidines could be obtained by intramolecular amino-perfluoroalkylation of styrene derivatives bearing a pendant amino group *via* nucleophilic cyclization, based on our previous work.^{9b,16} In contrast to metal-free oxy-perfluoroalkylation, metal-free amino-perfluoroalkylation has rarely been reported,^{5a,8} probably because of the lack of appropriate N-radical trapping agents. Thus, we examined the reaction of styryl group-containing aminoalkene **3a** with *in situ*-generated BTAP under the optimal conditions for the oxy-trifluoromethylation (Scheme 4).¹⁷ As we had hoped, the amino-trifluoromethylation proceeded well to afford the corresponding CF₃-containing pyrrolidine **4a** in 76% yield. This styrene-driven amino-trifluoromethylation was also applicable to internal alkene **3b**, which provided disubstituted pyrrolidine **4b** as a *syn*-diastereomer.¹⁸ In this reaction, the oxy-trifluoromethylation product was obtained as a by-product in 40% yield, and it was not converted to the amino-trifluoromethylation product **4b** even upon prolonged



Scheme 2 Metal-free oxy-trifluoromethylation of styrene **1a** with TFAA/urea·H₂O₂ under optimized conditions.



Scheme 3 Substrate scope of the metal-free oxy-perfluoroalkylation reaction. ^aGram-scale synthesis using 2.0 g (16 mmol) of **1b**. ^bRun at 0 °C for 10 min with Cs₂CO₃ (5 equiv.) as an additive. ^cRun at 60 °C in 1,2-dichloroethane.

reaction. This observation suggested that this amino-trifluoromethylation does not proceed *via* nucleophilic substitution of the oxy-trifluoromethylation product under the conditions. Alkenyl amine **3c** featuring a 6-membered ring as a tethering group in the carbon chain was tolerated, and the spirocyclic product **4c** was formed in high yield. The use of acid anhydrides bearing longer perfluoroalkyl chains furnished C₂F₅- and C₃F₇-substituted pyrrolidines **4a'** and **4a''** in good yields.

To further expand the chemical space of the perfluoroalkylated compounds, we focused on the reactivity of the perfluoroacetoxy group, as a labile functional group, in the oxy-trifluoromethylation products (Scheme 5). First, we examined the reaction of **2b**, as a representative substrate, with bases. When DBU was reacted with **2b** in DME, the alcohol **5b** was





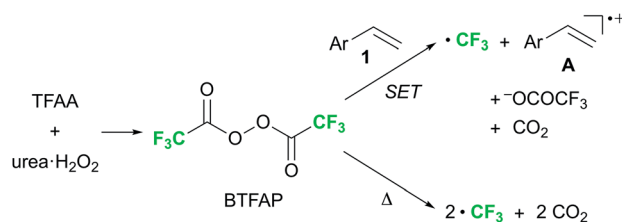
Scheme 4 Metal-free amino-perfluoroalkylation reaction of alkenes.

obtained in quantitative yield. On the other hand, KHMDS as the base was found to give the vinyl product **6b** via elimination reaction. Next, we attempted to construct attractive carbon skeletons and examined S_N1-type nucleophilic substitution reactions with various carbon nucleophiles in the presence of acid catalysts. The trifluoroacetoxy group was readily dissociated with triflic acid, and trapping of the resulting carbocation with arenes resulted in C–C bond formation to give **7b** and **8b**.¹⁹ In the presence of a catalytic amount of B(C₆F₅)₃ to promote formation of the carbocation, allylation with allylsilane proceeded to afford **9b** in good yield.²⁰ This approach was also applicable to the reaction with a ketene silyl acetal as a nucleophilic partner, providing **10b**. The presented procedures for the substitution reactions of the benzylic trifluoroacetoxy group provide rapid access to various perfluoroalkyl-group-containing molecules, which should be useful building blocks in organic synthesis.

Finally, we focused on the reaction mechanism of the perfluoroalkylation (Scheme 1c). The reaction starts with the generation of an electrophilic CF₃ radical via decomposition of the diacyl peroxide, *i.e.* BTFAP which is formed *in situ* from TFAA and urea·H₂O₂. Decomposition of BTFAP would be triggered by SET with styrene as the electron donor and/or by heating (Scheme 6). To trace the decomposition, TEMPO instead of styrene was reacted with *in situ*-generated BTFAP (Scheme 7a). TEMPO-CF₃ adduct **11** was obtained in only 2% yield, which suggested that thermal decomposition would be very slow under these reaction conditions.²¹ Furthermore, the decomposition could not be observed by ¹⁹F NMR monitoring of

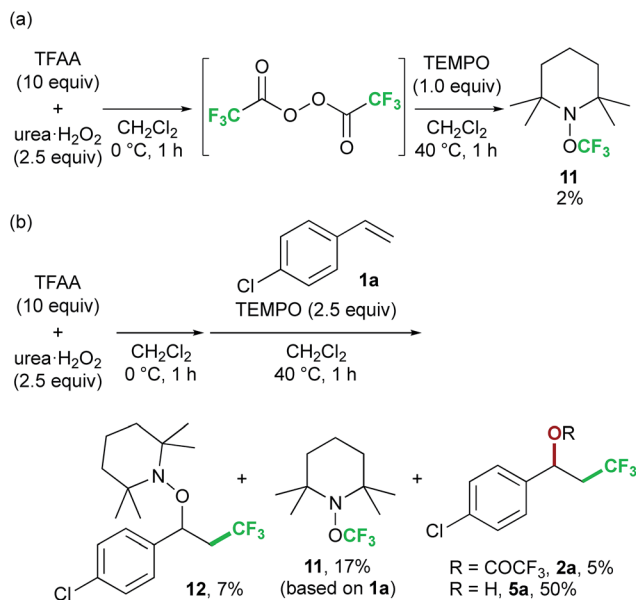
Scheme 5 Examples of derivatization of benzyl trifluoroacetate **2b**: (a) hydrolysis and elimination reaction (b) intermolecular C–C bond formation reactions.

the peroxide in CD₂Cl₂ at 40 °C without any substrate.¹³ Yoshida similarly found that aromatic compounds such as benzene accelerate the decomposition of BTFAP by SET.^{11b} The HOMO level of 4-chlorostyrene **1a** (−6.41 eV), used as the model substrate in this work, is higher than that of benzene (−7.09 eV).¹³ Accordingly, decomposition of BTFAP was concluded to be induced by SET with styrene under the present conditions at 40 °C, affording CF₃ radical and radical cation **A**. Radical trapping with TEMPO under the optimized conditions afforded the CF₃-containing TEMPO-benzyl adduct **12**, generated via the benzyl radical intermediate **C**, in 7% yield (Scheme 7b). In addition to **12**, TEMPO-CF₃ **11** was formed, together with a mixture of oxy-trifluoromethylation products **2a** and its



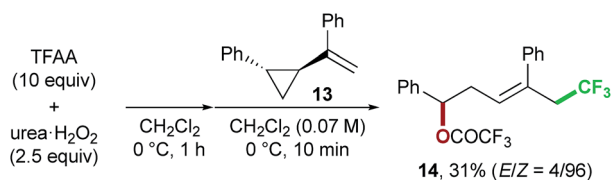
Scheme 6 Possible pathway of decomposition of BTFAP.



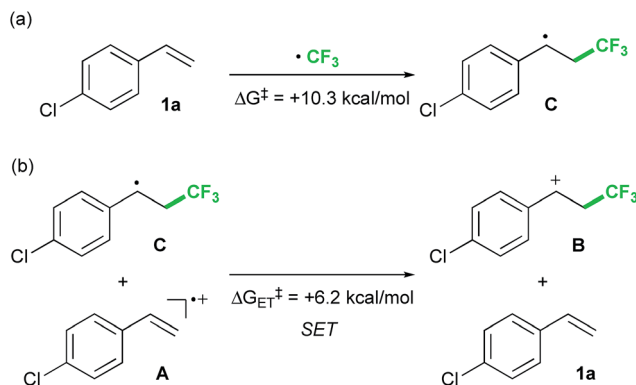


Scheme 7 TEMPO trapping test: (a) reaction of TEMPO with BTFAP and (b) oxy-trifluoromethylation in the presence of TEMPO.

hydrolysis product **5a**. Furthermore, a known radical probe alkene **13**, 1-phenyl-1-(*trans*-2-phenylcyclopropyl)ethane,^{8b} was subjected to the reaction (Scheme 8). The corresponding ring-opening product **14** was formed *via* the radical intermediate as the major product, along with a complex mixture of other products.¹³ These results proved that the CF₃ radical reacts with styrene **1a** (path b, Scheme 1c), although both path a and path b may be operated. Indeed, DFT calculation indicated that the activation energy of the reaction of the CF₃ radical with **1a** is low ($\Delta G^\ddagger = +10.3$ kcal mol⁻¹, Scheme 9a). Next, we considered the oxidation step of the benzyl radical to the carbocation **B**. Comparison of the calculated LUMO levels of potential oxidants, BTFAP and radical cation **A**, indicated that radical cation **A** (-6.26 eV) has a lower LUMO level than that of BTFAP (-2.35 eV). In addition, the LUMO level of **A** was closer to that of Cu(II)(O₂CCF₃)₂ (-5.09 eV) which was reported to oxidize the radical intermediate in the amino-perfluoroalkylation reaction (Scheme 1b).^{9b} Thus, radical cation **A** was considered to act as the oxidant, affording carbocation **B**, which leads to the desired products. The DFT calculated activation energy of oxidation of benzyl radical **C** with **A** was $\Delta G_{ET}^\ddagger = +6.2$ kcal mol⁻¹ (Scheme 9b), which is much lower than that of the addition of CF₃ radical to **1a** suggesting rapid conversion of the highly reactive benzyl radical **C** to the metastable benzyl cation intermediate **B**. These



Scheme 8 Radical probe test using **13**.



Scheme 9 Activation energies of (a) addition of CF₃ radical to **1a** and (b) SET between benzyl radical **C** and radical cation **A**.

mechanistic studies supported our original hypothesis shown in Scheme 1c, in which substrate styrene itself acts as SET donor to trigger the perfluoroalkyl radical formation from the diacyl peroxide. The resulting perfluoroalkyl radical could react with styrene affording benzyl radical intermediate **C**, which is rapidly oxidized to the benzyl cation **B** by the radical cation **A**. The generated benzyl cation intermediate **B** is trapped by the perfluoro carboxylate anion or amine yielding the desired oxy- and amino-perfluoroalkylation products, **2** and **4**.

Conclusions

We have developed a mild and efficient method for the metal-free oxy- and amino-perfluoroalkylation of styrenes *via* carbocation intermediates, using perfluoro acid anhydrides as inexpensive and practical perfluoroalkyl sources. The oxy-trifluoromethylation products were derivatized to a variety of CF₃-containing unique molecules. We believe this method will prove useful in medicinal and agro-chemistry discovery programs. In addition, the unique reactivity between styrene and perfluoro diacyl peroxide may provide clues to design new reactions and catalysts in the future.

Conflicts of interest

There are no conflicts to declare.

Acknowledgements

This work was supported by JSPS KAKENHI (No. 15K17860) and Project Funding from RIKEN. E. V. is grateful for a JSPS Postdoctoral Fellowship (15F15340). The computational study was conducted on the HOKUSAI-GW (RIKEN).

Notes and references

- Selected reviews: (a) Y. Zhou, J. Wang, Z. Gu, S. Wang, W. Zhu, J. L. Aceña, V. A. Soloshonok, K. Izawa and H. Liu, *Chem. Rev.*, 2016, **116**, 422; (b) J. Wang, M. Sánchez-Roselló, J. L. Aceña, C. del Pozo, A. E. Sorochinsky,



- S. Fustero, V. A. Soloshonok and H. Liu, *Chem. Rev.*, 2014, **114**, 2432; (c) T. Fujiwara and D. O'Hagan, *J. Fluorine Chem.*, 2014, **167**, 16.
- 2 Selected reviews: (a) Y. Tian, S. Chen, Q.-S. Gu, J.-S. Lin and X.-Y. Liu, *Tetrahedron Lett.*, 2018, **59**, 203; (b) X. Wang and A. Studer, *Acc. Chem. Res.*, 2017, **50**, 1712; (c) A. Prieto, O. Baudoin, D. Bouyssi and N. Monteiro, *Chem. Commun.*, 2016, **52**, 869; (d) T. Courant and G. Masson, *J. Org. Chem.*, 2016, **81**, 6945; (e) T. Koike and M. Akita, *Acc. Chem. Res.*, 2016, **49**, 1937; (f) S.-M. Wang, J.-B. Han, C.-P. Zhang, H.-L. Qin and J.-C. Xiao, *Tetrahedron*, 2015, **71**, 7949; (g) J. Charpentier, N. Früh and A. Togni, *Chem. Rev.*, 2015, **115**, 650; (h) C. Alonso, E. M. de Marigorta, G. Rubiales and F. Palacios, *Chem. Rev.*, 2015, **115**, 1847; (i) T. Besset, T. Poisson and X. Pannecoucke, *Chem.-Eur. J.*, 2014, **20**, 16830; (j) Y. Shimizu and M. Kanai, *Tetrahedron Lett.*, 2014, **55**, 3727; (k) S. Barata-Vallejo, B. Lantaño and A. Postigo, *Chem.-Eur. J.*, 2014, **20**, 16806; (l) H. Egami and M. Sodeoka, *Angew. Chem., Int. Ed.*, 2014, **53**, 8294; (m) E. Merino and C. Nevado, *Chem. Soc. Rev.*, 2014, **43**, 6598; (n) J. Xu, X. Liu and Y. Fu, *Tetrahedron Lett.*, 2014, **55**, 585; (o) P. Chen and G. Liu, *Synthesis*, 2013, **45**, 2919.
- 3 Selected reports on transition-metal-catalyzed oxy-trifluoromethylations of styrenes: (a) P. G. Janson, I. Ghoneim, N. O. Ilchenko and K. J. Szabó, *Org. Lett.*, 2012, **14**, 2882; (b) H. Egami, R. Shimizu and M. Sodeoka, *Tetrahedron Lett.*, 2012, **53**, 5503; (c) R. Zhu and S. L. Buchwald, *J. Am. Chem. Soc.*, 2012, **134**, 12462; (d) Y. Yasu, T. Koike and M. Akita, *Angew. Chem., Int. Ed.*, 2012, **51**, 9567; (e) R. Zhu and S. L. Buchwald, *Angew. Chem., Int. Ed.*, 2013, **52**, 12655; (f) A. Deb, S. Manna, A. Modak, T. Patra, S. Maity and D. Maiti, *Angew. Chem., Int. Ed.*, 2013, **52**, 9747; (g) X.-Y. Jiang and F.-L. Qing, *Angew. Chem., Int. Ed.*, 2013, **52**, 14177; (h) N. O. Ilchenko, P. G. Janson and K. J. Szabó, *J. Org. Chem.*, 2013, **78**, 11087; (i) A. Carboni, G. Dagousset, E. Magnier and G. Masson, *Org. Lett.*, 2014, **16**, 1240; (j) H. Egami, R. Shimizu, Y. Usui and M. Sodeoka, *J. Fluorine Chem.*, 2014, **167**, 172; (k) Y. Yasu, Y. Arai, R. Tomita, T. Koike and M. Akita, *Org. Lett.*, 2014, **16**, 780; (l) R. Tomita, Y. Yasu, T. Koike and M. Akita, *Angew. Chem., Int. Ed.*, 2014, **53**, 7144; (m) R. Zhu and S. L. Buchwald, *J. Am. Chem. Soc.*, 2015, **137**, 8069; (n) Q.-H. Deng, J.-R. Chen, Q. Wei, Q.-Q. Zhao, L.-Q. Lu and W.-J. Xiao, *Chem. Commun.*, 2015, **51**, 3537; (o) N. Noto, K. Miyazawa, T. Koike and M. Akita, *Org. Lett.*, 2015, **17**, 3710; (p) Q. Wei, J.-R. Chen, X. Q. Hu, X. C. Yang, B. Lu and W. J. Xiao, *Org. Lett.*, 2015, **17**, 4464; (q) S. Jana, A. Ashokan, S. Kumar, A. Verma and S. Kumar, *Org. Biomol. Chem.*, 2015, **13**, 8411; (r) Y. Yang, Y. Liu, Y. Jiang, Y. Zhang and D. A. Vicić, *J. Org. Chem.*, 2015, **80**, 6639; (s) L. Jarrige, A. Carboni, G. Dagousset, G. Levitre, E. Magnier and G. Masson, *Org. Lett.*, 2016, **18**, 2906; (t) Y. Wu, G. Lu, T. Yuan, Z. Xu, L. Wan and C. Cai, *Chem. Commun.*, 2016, **52**, 13668; (u) X. Bai, L. Lv and Z. Li, *Org. Chem. Front.*, 2016, **3**, 804; (v) N. Noto, T. Koike and M. Akita, *J. Org. Chem.*, 2016, **81**, 7064; (w) H. Y. Zhang, C. Ge, J. Zhao and Y. Zhang, *Org. Lett.*, 2017, **19**, 5260; (x) Y. F. Cheng, X. Y. Dong, Q. S. Gu, Z. L. Yu and X.-Y. Liu, *Angew. Chem., Int. Ed.*, 2017, **56**, 8883.
- 4 Selected reports on transition-metal-catalysed amino-trifluoromethylations of styrenes: (a) Y. Yasu, T. Koike and M. Akita, *Org. Lett.*, 2013, **15**, 2136; (b) F. Wang, X. Qi, Z. Liang, P. Chen and G. Liu, *Angew. Chem., Int. Ed.*, 2014, **53**, 1881; (c) G. Dagousset, A. Carboni, E. Magnier and G. Masson, *Org. Lett.*, 2014, **16**, 4340; (d) J.-S. Lin, X.-Y. Dong, T.-T. Li, N.-C. Jiang, B. Tan and X.-Y. Liu, *J. Am. Chem. Soc.*, 2016, **138**, 9357; (e) L.-Z. Yu, Y. Wei and M. Shi, *Chem. Commun.*, 2016, **52**, 13163; (f) K. Shen and Q. Wang, *Org. Chem. Front.*, 2016, **3**, 222; (g) H.-Y. Zhang, W. Huo, C. Ge, J. Zhao and Y. Zhang, *Synlett*, 2017, **28**, 962.
- 5 Metal-free oxy-trifluoromethylations: (a) K. Uneyama, S. Watanabe, Y. Tokunaga, K. Kitagawa and Y. Sato, *Bull. Chem. Soc. Jpn.*, 1992, **65**, 1976; (b) Y. Sato, S. Watanabe and K. Uneyama, *Bull. Chem. Soc. Jpn.*, 1993, **66**, 1840; (c) C.-P. Zhang, Z.-L. Wang, Q.-Y. Chen, C.-T. Zhang, Y.-C. Gu and J.-C. Xiao, *Chem. Commun.*, 2011, **47**, 6632; (d) Y. Li and A. Studer, *Angew. Chem., Int. Ed.*, 2012, **51**, 8221; (e) H.-Q. Luo, Z.-P. Zhang, W. Dong and X.-Z. Luo, *Synlett*, 2014, **25**, 1307; (f) Q. Lu, C. Liu, Z. Huang, Y. Ma, J. Zhang and A. Lei, *Chem. Commun.*, 2014, **50**, 14101; (g) J. Yu, H. Yang and H. Fu, *Adv. Synth. Catal.*, 2014, **356**, 3669; (h) C. Liu, Q. Lu, Z. Huang, J. Zhang, F. Liao, P. Peng and A. Lei, *Org. Lett.*, 2015, **17**, 6034; (i) L. Huang, S.-C. Zheng, B. Tan and X.-Y. Liu, *Org. Lett.*, 2015, **17**, 1589; (j) M. Hartmann, Y. Li and A. Studer, *Org. Biomol. Chem.*, 2016, **14**, 206; (k) N.-Y. Yang, Z.-L. Li, L. Ye, B. Tan and X.-Y. Liu, *Chem. Commun.*, 2016, **52**, 9052; (l) J.-S. Lin, F.-L. Wang, X.-Y. Dong, W.-W. He, Y. Yuan, S. Chen and X.-Y. Liu, *Nat. Commun.*, 2017, **8**, 14841; (m) X.-T. Li, Q.-S. Gu, X.-Y. Dong, X. Meng and X.-Y. Liu, *Angew. Chem., Int. Ed.*, 2018, **57**, 7668.
- 6 Li's group reported a dihydrofuran-forming oxy-trifluoromethylation using 1,3-diaryl diketone-containing alkene in the presence of Cu-catalyst; they proposed a radical cyclization mechanism involving C–O bond formation between the radical carbon centre and O=C group: X. Bai, L. Lv and Z. Li, *Org. Chem. Front.*, 2016, **3**, 804.
- 7 Nagano reported a metal-free hydroxy-trifluoromethylation reaction using CF₃I. This reaction involved hydrolysis of the iodo-trifluoromethylation intermediate, and thus can be classified as iodo-trifluoromethylation: (a) T. Yajima, C. Saito and H. Nagano, *Tetrahedron*, 2005, **61**, 10203. Our group also reported KI-promoted, metal-free oxazoline-forming trifluoromethylation of allylamides with Togni reagent, in which an iodo-trifluoromethylation intermediate is also involved: (b) S. Kawamura, D. Sekine and M. Sodeoka, *J. Fluorine Chem.*, 2017, **203**, 115.
- 8 (a) K. Arai, K. Watts and T. Wirth, *ChemistryOpen*, 2014, **3**, 23; (b) N. Noto, T. Koike and M. Akita, *Chem. Sci.*, 2017, **8**, 6375.
- 9 (a) S. Kawamura and M. Sodeoka, *Angew. Chem., Int. Ed.*, 2016, **55**, 8740; (b) S. Kawamura, K. Dosei, E. Valverde, K. Ushida and M. Sodeoka, *J. Org. Chem.*, 2017, **82**, 12539.
- 10 Zard reported thio-trifluoromethylation of alkenes by using S-trifluoromethyl xanthates prepared from TFAA:



- F. Bertrand, V. Pevere, B. Quiclet-Sire and S. Z. Zard, *Org. Lett.*, 2001, **3**, 1069.
- 11 Trifluoromethylations of aromatic compounds with bis(trifluoroacetyl) peroxide (BTFAP): (a) M. Yoshida, T. Yoshida, M. Kobayashi and N. Kamigata, *J. Chem. Soc., Perkin Trans. 1*, 1989, 909; (b) H. Sawada, M. Nakayama, M. Yoshida, T. Yoshida and N. Kamigata, *J. Fluorine Chem.*, 1990, **46**, 423; (c) M. Matsui, S. Kawamura, K. Shibata, M. Mitani, H. Sawada and M. Nakayama, *J. Fluorine Chem.*, 1992, **57**, 209; (d) M. Nishida, S. Fujii, H. Kimoto, Y. Hayakawa, H. Sawada and L. A. Cohen, *J. Fluorine Chem.*, 1993, **63**, 43; (e) M. Matsui, S. Kondoh, K. Shibata and H. Muramatsu, *Bull. Chem. Soc. Jpn.*, 1995, **68**, 1042; (f) Y. Hayakawa, N. Terasawa and H. Sawada, *Polymer*, 2001, **42**, 4081; (g) S. Zhong, A. Hafner, C. Hussal, M. Nieger and S. Bräse, *RSC Adv.*, 2015, **5**, 6255.
- 12 Stephenson and co-workers reported the photochemical perfluoroalkylation with pyridine *N*-oxides/TFAA adduct: (a) J. W. Beatty, J. J. Douglas, K. P. Cole and C. R. J. Stephenson, *Nat. Commun.*, 2015, **6**, 7919; (b) J. W. Beatty, J. J. Douglas, R. Miller, R. C. McAtee, K. P. Cole and C. R. J. Stephenson, *Chem*, 2016, **1**, 456.
- 13 See ESI† for details.
- 14 Isolated yields were slightly lower than NMR yields because of hydrolysis of **2** during isolation by means of silica-gel column chromatography.
- 15 Methoxy group-containing substrate showed very high reactivity, and only the moderate yield of the desired product was obtained due to undesired side reactions, even if the reaction was carried out at 0 °C.
- 16 (a) H. Egami, S. Kawamura, A. Miyazaki and M. Sodeoka, *Angew. Chem., Int. Ed.*, 2013, **52**, 7841; (b) S. Kawamura, H. Egami and M. Sodeoka, *J. Am. Chem. Soc.*, 2015, **137**, 4865.
- 17 The reaction of *N*-(2-vinylphenethyl)-*p*-toluenesulfonamide was examined. However, only 9% yield of tetrahydroisoquinoline was formed and 81% yield of an oxy-trifluoromethylation product (alcohol) was obtained. See ESI† for details.
- 18 Liu reported Cu-catalyzed amino-trifluoromethylation of the same substrate with Togni reagent and obtained **4b** with *syn*-selectivity: Y. Wang, M. Jiang and J.-T. Liu, *Adv. Synth. Catal.*, 2016, **358**, 1322.
- 19 V. D. Vuković, E. Richmond, E. Wolf and J. Moran, *Angew. Chem., Int. Ed.*, 2017, **56**, 3085.
- 20 M. Rubin and V. Gevorgyan, *Org. Lett.*, 2001, **3**, 2705.
- 21 As reported in ref. 9a, reaction of a simple alkene under the similar reaction conditions was very slow giving a small amount of complex mixture of products. A trace amount of CF₃ radical generated *via* thermal decomposition could cause undesired reactions in the absence of an appropriate electron acceptor.

