




Cite this: *Soft Matter*, 2025, 21, 2704

Synergistic effects of azobenzene and thiourea backbones in multiresponsive copolymers for sensing and adhesive technologies†

Tse-Yu Lo,^a Mei-Li Li,^a Chia-Wei Chang,^a Tsung-Hung Tsai,^a Heng-Hsuan Su,^a Chun-Chi Chang,^a Yen-Shen Hsu,^a Huan-Wei Lin^a and Jiun-Tai Chen ^{*ab}

Stimuli-responsive polymers have garnered significant attention for their ability to adapt to environmental changes, offering applications in sensing, smart coatings, and adaptive devices. However, challenges remain in developing multifunctional polymers that combine dynamic responsiveness with robust mechanical properties. In this study, we design and synthesize multifunctional azobenzene-based copolymers, poly(thiourea triethylene glycol)-*co*-azobenzene (PTUEG₃-*co*-Azo) copolymers, through a controlled polycondensation process to address these limitations. The flexible PTUEG₃ backbone, with its strong hydrogen-bonding networks, is combined with azobenzene moieties to impart thermal isomerization, acid–base responsiveness, and enhanced adhesion performance. The azobenzene groups exhibited thermally induced *cis*-to-*trans* isomerization, leading to structural reorganization, increased molecular packing, and elevated glass transition temperatures (T_g). Additionally, the azobenzene moieties demonstrated reversible acid–base responsiveness, undergoing distinct and repeatable color changes upon protonation and deprotonation. By balancing the flexibility of the PTUEG₃ backbone with the rigidity of azobenzene groups, PTUEG₃-*co*-Azo copolymers achieved strong adhesion performance and tunable dynamic properties. The 4 : 1 PTUEG₃-*co*-Azo composition demonstrated superior adhesive strength, attributed to the synergistic effects of hydrogen bonding and azobenzene-induced reorganization under thermal activation. These results present PTUEG₃-*co*-Azo as a versatile material, bridging the gap between dynamic responsiveness and mechanical robustness, with potential applications in smart sensing, adhesives, and functional coatings.

Received 27th December 2024,
Accepted 3rd March 2025

DOI: 10.1039/d4sm01536c

rsc.li/soft-matter-journal

Introduction

Stimuli-responsive materials have gained significant interest due to their capacity to adapt to environmental changes and display dynamic properties under external stimuli, such as light, heat, mechanical force, and pH, with potential applications in sensors and smart coatings.^{1–4} Such materials form the basis for a wide range of applications, including sensors, actuators, coatings, and soft robotics, attributed to their reversible and tunable properties.^{5–8} Among the various stimuli, light is noteworthy for offering a unique combination of precision, non-invasiveness, and versatility in controlling material properties.^{9,10} Unlike other external triggers, light requires no physical contact or chemical

additives, enabling its application in diverse fields such as optical data storage,¹¹ photomechanical devices, and environmental sensors.^{12–14} Light-responsive materials typically employ photoisomerization, photodimerization, or photoinduced cleavage processes to modulate physical or chemical properties. Among photoswitchable molecules, spiropyran, diarylethene, and azobenzene have been extensively studied for their distinct mechanisms and applications. Spiroyrans exhibit reversible ring-opening and ring-closing reactions under UV and visible light, accompanied by notable color changes and pH sensitivity.^{15–17} Diarylethenes, known for high fatigue resistance, find applications in optical memory and display systems.^{18,19} Azobenzene is widely studied for its ability to undergo rapid and reversible *cis*-to-*trans* isomerization. This process facilitates molecular reorganization and enables precise modulation of material properties under light exposure, making azobenzene a key component in the design of light-responsive systems.^{20–23}

The incorporation of azobenzene into polymer architectures allows tailored responsiveness. Side-chain azobenzene polymers typically exhibit faster isomerization as a result of lower

^a Department of Applied Chemistry, National Yang Ming Chiao Tung University, Hsinchu 300093, Taiwan. E-mail: jtchen@nycu.edu.tw; Tel: +886-3-5731631

^b Center for Emergent Functional Matter Science, National Yang Ming Chiao Tung University, Hsinchu 300093, Taiwan

† Electronic supplementary information (ESI) available. See DOI: <https://doi.org/10.1039/d4sm01536c>

steric hindrance, whereas main-chain azobenzene polymers, despite slower isomerization rates caused by the rigidity of the polymer backbone, provide enhanced mechanical strength and structural stability. However, steric hindrance and restricted mobility in main-chain azobenzene polymers often hinder the efficiency of structural transformations, limiting broader application potential. Incorporating functional groups into the polymer backbone has been shown to improve performance and introduce additional capabilities. For instance, azobenzene-polyurea backbones demonstrate strong hydrogen bonding while maintaining high mechanical strength, enabling broader applications.²⁴ Other studies have demonstrated that main-chain azobenzene polymers exhibit reversible acid–base sensing, utilizing the protonation and deprotonation of azo bonds to produce distinct and rapid color changes.²⁵ These behaviors extend applications in vapo-chromic sensing for environmental monitoring and detection of volatile organic compounds. By combining photoresponsive behavior with liquid crystalline properties, these materials achieve dynamic structural changes under light stimuli.^{26,27} The incorporation of reactive groups, such as secondary amines, facilitates hydrogen-bonding interactions among polymer chains, enhancing mechanical strength and making them well-suited for photomechanical actuators and soft robotics.

Despite these studies, it is still challenging to develop multifunctional azobenzene-based polymers. Overcoming these challenges could enable applications in stimuli-responsive adhesives for reconfigurable systems, smart coatings for environmental sensing, and light-controlled actuators for soft robotics. In this work, we present the design and synthesis of multifunctional azobenzene-based copolymers, PTUEG₃-*co*-Azo, through a controlled polycondensation process. Compared to block copolymers, the random copolymer design facilitates a uniform distribution of functional units, enabling synergistic multifunctional properties such as simultaneous acid–base response and light-induced actuation. While block copolymers may offer advantages in microstructural control, their synthesis is more complex. Future studies could explore block copolymer designs to assess their potential benefits for specific applications. The PTUEG₃ backbone, derived from thiourea–polyether units, features highly dense yet nonlinear zigzag hydrogen-bonding arrays, which confer flexibility and strong intermolecular interactions. These attributes make PTUEG₃ an attractive candidate for applications such as adhesives and self-healing materials.^{28–30} Despite its advantages, PTUEG₃ interacts with moisture, forming hydrogen bonds that weaken intermolecular interactions and compromise mechanical properties, and can be mitigated through copolymerization with hydrophobic groups.^{31,32} Copolymerization with azobenzene moieties enhances environmental tolerance and imparts dynamic functionalities, including isomerization and acid–base responsiveness. Thermal isomerization of azobenzene groups improves molecular packing, increases the glass transition temperature (T_g), and reduces molecular mobility, which enhances adhesive performance by stabilizing the polymer structure. Copolymerization also balances the flexibility of PTUEG₃ with the rigidity of azobenzene units, allowing precise control over composition and mitigating moisture-induced plasticization while maintaining

mechanical strength and tunable dynamic properties. By combining the self-healing potential and flexibility of PTUEG₃ with the isomerization-driven tunability and acid–base responsiveness of azobenzene, PTUEG₃-*co*-Azo achieves a synergistic combination of robustness, adaptability, and adhesive functionality. These advancements make PTUEG₃-*co*-Azo a material that effectively combines light-responsiveness, mechanical robustness, and adhesive functionality, enabling its use in advanced adhesives, protective coatings, and self-healing systems.

Results and discussion

The synthetic route of the PTUEG₃-*co*-Azo copolymer is illustrated in Fig. 1a. The copolymer is prepared *via* a straightforward condensation polymerization of 1,2-bis(2-aminoethoxy)ethane (TUDA), 4,4'-azodianiline (Azo-DA), and thiocarbonyldiimidazole (TCDI) in dimethylformamide (DMF) under a nitrogen atmosphere for 48 h. DMF is selected as the reaction medium for its ability to dissolve both monomers and the resulting copolymer, ensuring homogeneous mixing, maintaining an appropriate viscosity, and preventing reductions in the reaction rate and conversion during polymerization. TCDI is widely used as a thiocarbonyl transfer reagent in organic synthesis because its imidazole groups act as excellent leaving groups that can be easily displaced. This property facilitates efficient reactions with amine groups, allowing the reaction to proceed at room temperature without the need for a catalyst, thereby simplifying the experimental procedure and reducing side reactions. The nitrogen atmosphere provides an inert environment, minimizing interference from moisture or oxygen, ensuring the stability of the starting materials throughout the reaction, and contributing to the purity of the resulting copolymer.

As shown in Fig. 1b, the PTUEG₃-*co*-Azo copolymer demonstrates multiresponsive properties enabled by its molecular structure. The azobenzene groups in PTUEG₃-*co*-Azo provide both acid–base responsiveness and *cis/trans* isomerization capabilities. Upon exposure to acidic vapors, protonation of the azobenzene groups induces a color change from yellow-orange to deep clay, corresponding to the formation of PTUEG₃-*co*-azonium. This transformation is reversible; exposure to basic vapors deprotonates the azobenzene groups, restoring the original yellow-orange color. This acidochromic behavior demonstrates the potential of PTUEG₃-*co*-Azo films for chemical sensing applications that require visual detection of pH changes in the environment.

In addition, the PTUEG₃-*co*-Azo molecules exhibit *cis/trans* isomerization. While azobenzene-containing polymers with azobenzene units in the main chain typically show reduced photoresponsiveness because of steric hindrance and restricted segmental motion, the polymers retain thermal responsiveness. Upon heat treatment, the *cis* form of the azobenzene groups undergoes isomerization to the more stable *trans* form, leading to changes in molecular conformation and polarity. These structural changes can affect the material's optical and mechanical properties, further enhancing its potential for applications in adaptive systems and thermally controlled devices.

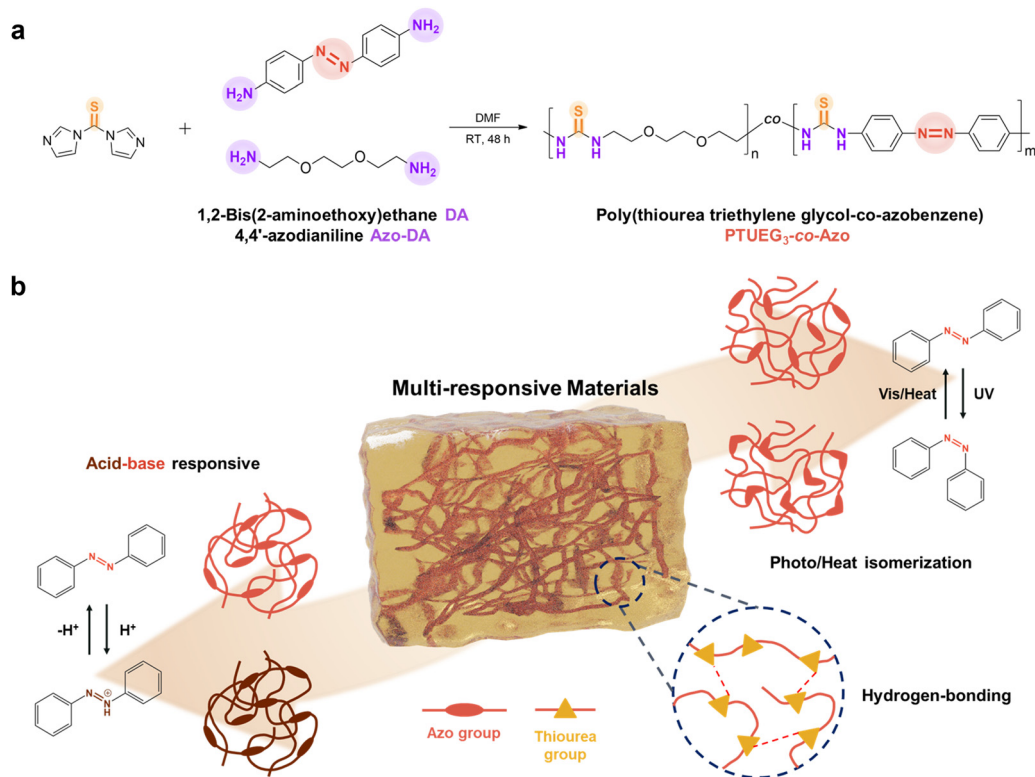


Fig. 1 (a) Synthetic scheme of PTUEG₃-co-Azo. The polycondensation of 1,2-bis(2-aminoethoxy)ethane (TUEG-DA), 4,4'-azodianiline (Azo-DA) and 1,1'-thiocarbonyldiimidazole (TCDI) can occur under mild conditions. (b) Schematic illustration of PTUEG₃-co-Azo as a multi-responsive material, exhibiting acid–base responsiveness *via* protonation/deprotonation of azobenzene units and thermal isomerization between *cis* and *trans* states.

Furthermore, the polyether segments in the PTUEG₃ backbone provide flexibility and promote strong intermolecular interactions, which contribute to the adhesive properties on various surfaces. This intrinsic flexibility facilitates chain mobility, enabling effective molecular reorganization under external stimuli such as heat or mechanical force. Moreover, the thiourea groups in PTUEG₃ form robust hydrogen bonding networks, where the N–H groups act as hydrogen bond donors, and the sulfur atoms in thiourea and oxygen atoms in polyether segments serve as hydrogen bond acceptors, further strengthening adhesion by enhancing interfacial interactions. While the azobenzene moieties drive the material's responsive behavior, the PTUEG₃ backbone ensures reliable adhesive performance and mechanical adaptability. The combination of thermal responsiveness and strong adhesion makes PTUEG₃-co-Azo a promising material for applications that require flexibility, durability, and responsiveness to external stimuli.

The synthesis of PTUEG₃-co-Azo copolymers introduces azobenzene units into the polymer backbone, as summarized in Table 1. Incorporating Azo-DA as a comonomer presents challenges because its reactivity is lower compared with TUEG-DA. This reduced reactivity is attributed to the conjugation effect of the azobenzene groups, which delocalizes the lone-pair electrons on the amine groups and decreases their nucleophilicity. Additionally, the bulky azobenzene structure introduces steric hindrance, further restricting chain propagation and resulting in reduced molecular weight.

The effect of varying TUEG-DA:Azo-DA feed ratios on the polymerization efficiency is systematically investigated. At a 1:1 ratio (entry 1), the yield (63.4%) is significantly reduced, indicating the reactivity limitations of Azo-DA. Increasing the feed ratio to 2:1 (entry 2) improves the yield to 72%, but the molecular weight remains relatively low, likely because of the steric and electronic effects of the azobenzene moieties. Further increasing the TUEG-DA:Azo-DA ratio to 3:1 (entry 3) achieves a balance

Table 1 Reaction conditions for polycondensation of TUEG-DA, Azo-DA, and TCDI

Entry	TCDI:DA (molar ratio)	TUEG-DA:Azo-DA (molar ratio)	<i>T</i> (°C)	Time (h)	Yield of PTU (%)	<i>M_w</i> (kg mol ⁻¹)	<i>D</i>
1	1:1	1:1	RT	48	63.4	—	—
2	1:1	2:1	RT	48	72	3.79	1.75
3	1:1	3:1	RT	48	73.2	5.29	1.98
4	1:1	4:1	RT	48	82.8	10.2	1.97
5	1:1	1:0	RT	24	88.6	27.8	2.02

between yield (73.2%) and molecular weight (5.29 kg mol^{-1}). At a 4:1 ratio (entry 4), the molecular weight increases significantly to 10.2 kg mol^{-1} , suggesting that the higher TUEG-DA content promotes more efficient chain growth by compensating for the lower reactivity of Azo-DA. The results demonstrate that varying the TUEG-DA:Azo-DA feed ratio directly influences the polymer yield and molecular weight. The chemical structure of the resulting PTUEG₃-co-Azo copolymers (1:0, 2:1, 3:1, and 4:1) is confirmed by ¹H NMR spectroscopy (Fig. S1–S4, ESI[†]), while the molecular weight distribution is verified through GPC analysis (Fig. S5, ESI[†]). However, the PTUEG₃-co-Azo (1:1) copolymer is excluded from these analyses because it is insoluble in most organic solvents, preventing appropriate characterization. ¹H NMR spectra confirm the successful incorporation of both TUEG₃-DA and Azo-DA units in the copolymer. Nevertheless, precise integration of proton signals is challenging because of overlapping peaks, residual solvent signals, and hydrogen bonding interactions, particularly from thiourea N–H protons. These findings collectively highlight the role of feed ratio variation in controlling molecular characteristics and optimizing the polymerization efficiency.

Fig. 2a illustrates the preparation process of PTUEG₃-co-Azo films. The PTUEG₃-co-Azo copolymer is dissolved in a mixed solvent of DMF and tetrahydrofuran (THF) to form a homogeneous solution. The solution is then drop-casted onto a substrate and dried in a vacuum oven at 85 °C for 5 h, ensuring complete solvent removal and formation of uniform PTUEG₃-co-Azo films. The water contact angles (WCA) of PTUEG₃ and PTUEG₃-co-Azo films with varying TUEG-DA:Azo-DA ratios (2:1, 3:1, and 4:1) are shown in Fig. 2b. Pure Azo-DA does not form a stable and uniform film suitable for direct water contact angle measurements, preventing accurate WCA analysis. The WCA increases

progressively with higher azobenzene contents, from 55° for PTUEG₃ to 63° (4:1), 76° (3:1), and 92° (2:1), indicating a clear trend of increasing hydrophobicity. This behavior can be attributed to the azobenzene groups, which possess lower surface energy relative to the more hydrophilic PTUEG₃ backbone. The rigid and planar structure of azobenzene moieties reduces surface polarity, leading to decreased wettability as the azobenzene content increases. Fig. 2c presents the small-angle X-ray scattering (SAXS) profiles of PTUEG₃ and PTUEG₃-co-Azo films with varying TUEG-DA:Azo-DA ratios (1:1, 2:1, 3:1, and 4:1). At a ratio of 1:1, a weak scattering peak is observed in the low-*q* region ($q < 0.1 \text{ \AA}^{-1}$). This peak suggests the presence of localized aggregation, likely caused by the high azobenzene content at this ratio. The azobenzene groups interact through π - π stacking, forming aggregated domains within the polymer matrix.³³ The appearance of a peak in the 1:1 sample may result from enhanced phase separation, which promotes nanoscale aggregation. The absence of higher-order peaks suggests that while aggregation occurs, it does not extend to a well-defined periodic structure, indicating a degree of disorder within the domains. As the Azo-DA ratio decreases, the weak scattering peak disappears, implying a reduced tendency for domain formation and a more homogeneous polymer network. This trend indicates that reduced azobenzene content minimizes π - π interactions and enhances the compatibility between polymer segments, thereby suppressing localized aggregation and promoting a more homogeneous structure. At a higher PTUEG₃ content, the flexible polyether chains dominate the polymer matrix, further reducing structural heterogeneities. The weak scattering peak at a ratio of 1:1 thus reflects a transitional state where the high azobenzene content facilitates localized aggregation, while higher PTUEG₃ ratios result in a more uniform morphology with minimal phase separation.

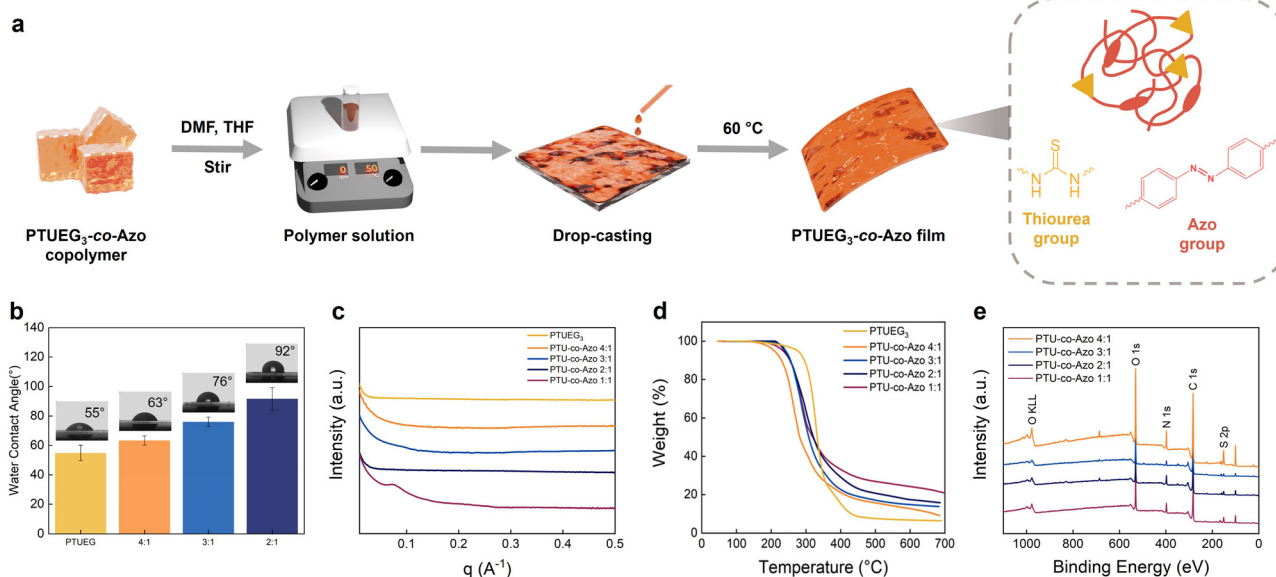


Fig. 2 (a) Schematic illustration of the preparation process for PTUEG₃-co-Azo films. (b) Water contact angle (WCA) measurements of PTUEG₃-co-Azo films. (c) Small-angle X-ray scattering (SAXS) profiles of PTUEG₃ and PTUEG₃-co-Azo films with different TUEG-DA:Azo-DA ratios (1:1, 2:1, 3:1, and 4:1). (d) Thermogravimetric analysis (TGA) curves of PTUEG₃ and PTUEG₃-co-Azo films. (e) XPS survey spectra of PTUEG₃-co-Azo films.

The thermogravimetric analysis (TGA) results of PTUEG₃ and PTUEG₃-*co*-Azo films with varying TUEG-DA:Azo-DA ratios (1:1, 2:1, 3:1, and 4:1) are shown in Fig. 2d. While the thermal degradation temperatures (T_d) exhibit no clear trend with an increase in the Azo-DA content, the introduction of azobenzene groups influences the overall thermal behavior, particularly in residue formation. The higher residual content observed with an increase in the azo group content is attributed to the greater thermal stability of azobenzene segments, which decompose at higher temperatures compared to the PTUEG₃ backbone. Additionally, the aromatic structure of azobenzene contributes to the formation of thermally stable carbonaceous residues upon degradation. This behavior can be attributed to a combination of factors, including molecular weight variations, the presence of *cis-trans* isomerization of azobenzene groups, and the random copolymerization of TUEG-DA and Azo-DA. Differences in molecular weight among the copolymers may influence T_d , as higher molecular weights typically confer greater thermal stability. Additionally, the *cis-trans* isomerization of azobenzene moieties introduces structural irregularities, which can disrupt polymer chain packing and reduce thermal resistance. The random distribution of azobenzene

units along the PTUEG₃ backbone further contributes to heterogeneity in the copolymer structure, resulting in variations in thermal behavior across compositions. The X-ray photoelectron spectroscopy (XPS) analyses of PTUEG₃-*co*-Azo films with varying TUEG-DA:Azo-DA ratios (1:1, 2:1, 3:1, and 4:1) are presented in Fig. 2e. The spectra confirm the presence of key elements, including carbon (C 1s), nitrogen (N 1s), sulfur (S 2p), and oxygen (O 1s), which are consistent with the chemical composition of the copolymer. The N 1s signal originates from the azobenzene and thiourea groups, while the S 2p peak indicates the successful incorporation of thiourea linkages into the polymer backbone. These results verify the successful synthesis of PTUEG₃-*co*-Azo copolymers and confirm the elemental composition, supporting the proposed chemical structure.

The azobenzene groups in the PTUEG₃-*co*-Azo system exhibit a transition between the Azo form and the azonium form under external stimuli, as demonstrated in Fig. 3a. The azobenzene groups undergo protonation upon exposure to acid vapors, converting the Azo form into the azonium form. This transition results in a distinct color change from yellow-orange to deep clay-colored, driven by the protonation process. The protonation-induced color change of PTUEG₃-*co*-Azo occurs

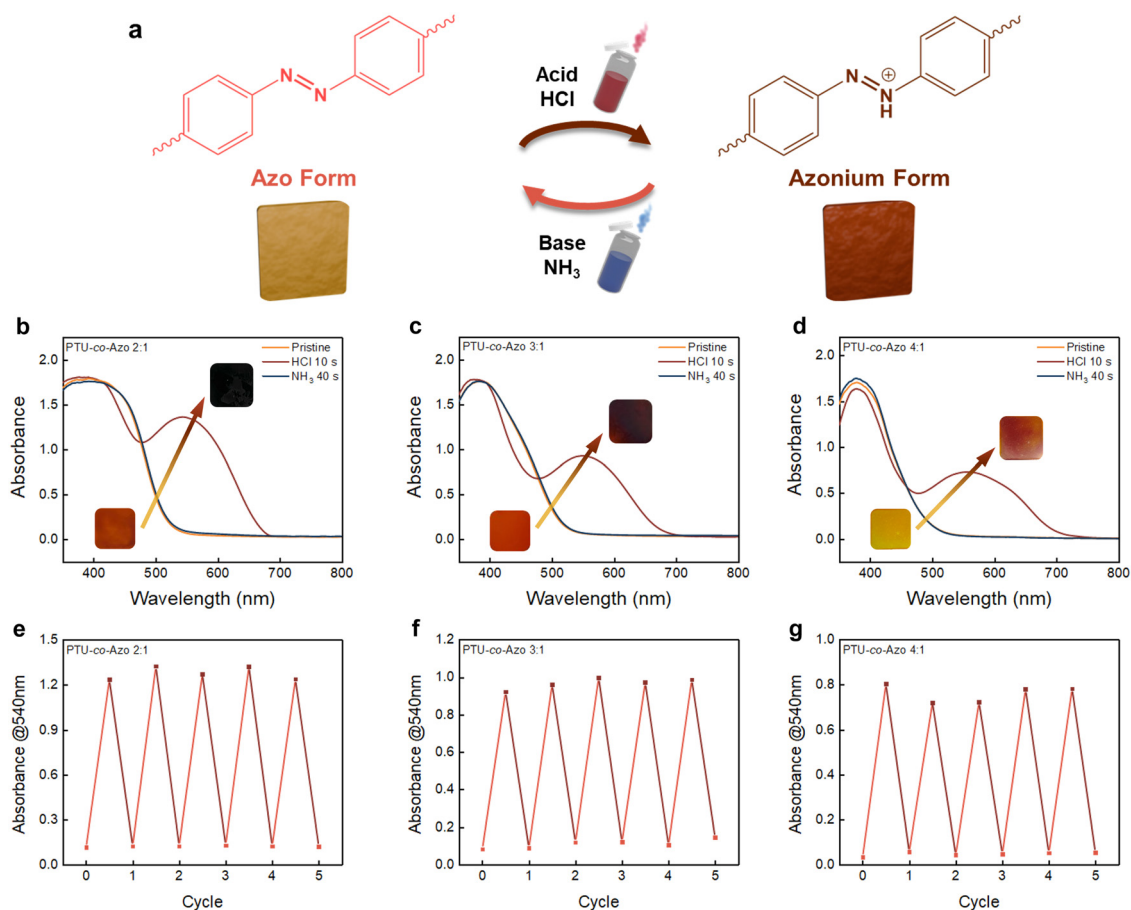


Fig. 3 (a) Illustrations and photos of the transformation between the Azo and azonium forms upon exposure to acid and base vapors. (b)–(d) UV-Vis absorption spectra of PTUEG₃-*co*-Azo films with different TUEG-DA:Azo-DA ratios (2:1, 3:1, and 4:1) upon exposure to HCl vapors (10 s) and NH₃ vapors (40 s). (e)–(g) Plots of the absorption intensities at 540 nm for PTUEG₃-*co*-Azo films with different TUEG-DA:Azo-DA ratios (2:1, 3:1, and 4:1) during cycles of exposure to HCl vapors (10 s) and NH₃ vapors (40 s).

upon exposure to strong acids, indicating a relatively low pK_a similar to other azobenzene-based systems. Previous studies have shown that azobenzene protonation takes place under acidic conditions within the 0–0.76 M HCl range, which aligns with the acidochromic response observed in this study. The color variation provides a clear indication of the material's response to acidic conditions. Exposing the deep clay-colored films to base vapor, such as ammonium vapor, neutralizes the protonation and restores the original yellow-orange form of the PTUEG₃-*co*-Azo system. The UV-vis absorption spectra in Fig. 3b–d further demonstrate the acid–base responsiveness of PTUEG₃-*co*-Azo films with varying TUEG-DA:Azo-DA ratios (2:1, 3:1, and 4:1). To ensure consistency in optical analysis, the PTUEG₃-*co*-Azo films are prepared with controlled thicknesses: 83 μm (2:1), 80 μm (3:1), and 75 μm (4:1). Upon exposure to HCl vapors, a significant increase in absorbance at ~ 540 nm is observed, corresponding to the protonation of azobenzene groups and the formation of the azonium form. This change is particularly prominent for the 2:1 ratio film (Fig. 3b), which contains the highest azobenzene content, providing more active sites for protonation and resulting in a stronger optical response. In comparison, the 3:1 ratio film (Fig. 3c) exhibits a moderate absorbance change, while the 4:1 ratio film (Fig. 3d) shows the weakest response because of the reduced azobenzene content, which limits the protonation capacity.

The cycling performance under acid and base vapors (Fig. 3e–g) demonstrates the repeatability and stability of the films' optical responses. For the 2:1 ratio film (Fig. 3e), consistent and significant absorbance changes at 540 nm over five cycles indicate reliable acid–base cycling stability. The 3:1 ratio film (Fig. 3f) exhibits stable absorbance changes, albeit with

slightly lower intensity compared with the 2:1 film, reflecting its lower azobenzene content. In contrast, the 4:1 ratio film (Fig. 3g) shows minimal absorbance changes during cycling, confirming that the reduced azobenzene content weakens the film's acid–base responsiveness. Additional experiments using independently prepared films confirm the reproducibility of the acid–base response. The results show consistent optical transitions upon exposure to acidic and basic vapors, aligning with the trends observed in Fig. 3. The reproduced data is presented in Fig. S6 in the ESI.† To visually demonstrate the acid–base-induced color transitions observed in the UV-vis spectra and cycling tests, a supporting video (Video S1, ESI†) is recorded using trifluoroacetic acid (TFA) and triethylamine (TEA) vapors as acid and base sources, respectively. The use of different acids and bases verifies that the color transition is a general characteristic of the material. Additionally, the stronger basicity of TEA facilitates more rapid deprotonation, ensuring a clearer visualization of the reversible transformation. The video provides a visual representation of the protonation and deprotonation process. Collectively, the results indicate that the acid–base responsiveness of PTUEG₃-*co*-Azo films is strongly dependent on the azobenzene content, with higher azo group concentrations leading to more pronounced color changes and stable cycling performance. These findings highlight the potential of PTUEG₃-*co*-Azo films for pH-responsive color-changing materials in applications such as sensors and smart coatings.

As presented in Fig. 4a, the scheme illustrates the *cis*–*trans* isomerization of azobenzene moieties in the PTUEG₃-*co*-Azo films. Upon exposure to external stimuli, such as heat, the azobenzene groups undergo isomerization, transitioning from the *cis* form to the *trans* form. The *cis* form introduces a bent

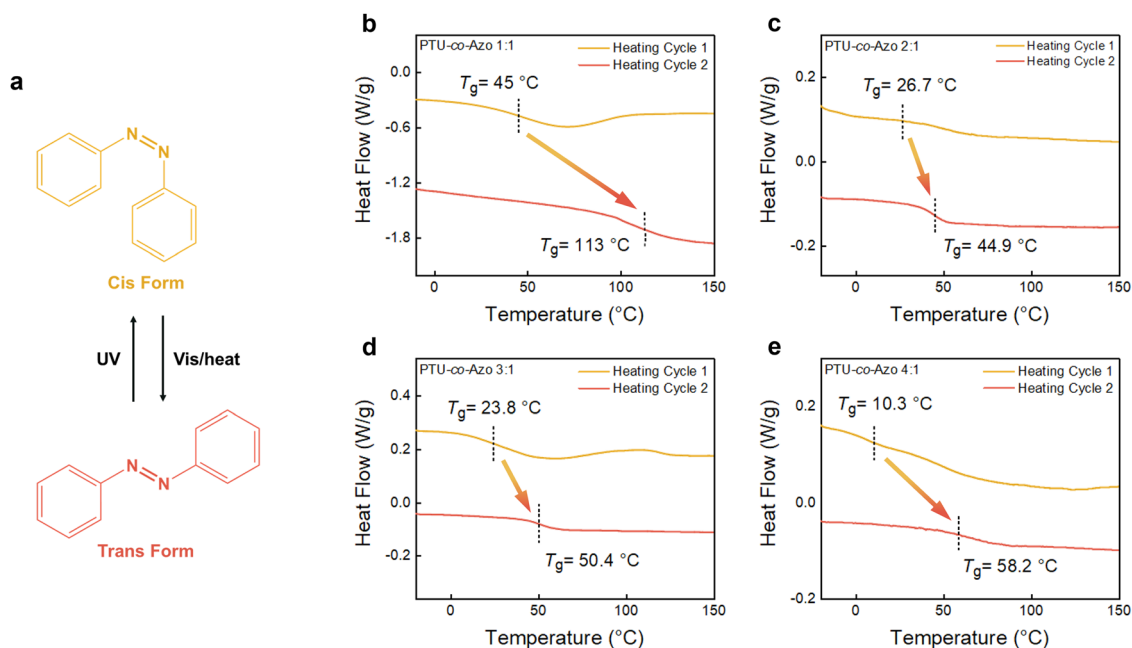


Fig. 4 (a) *Cis*–*trans* isomerization of the azobenzene groups in PTUEG₃-*co*-Azo copolymer films under UV and visible light irradiations. (b)–(e) Differential scanning calorimetry (DSC) thermograms of PTUEG₃-*co*-Azo copolymers with TUEG-DA:Azo-DA ratios of (b) 1:1, (c) 2:1, (d) 3:1, and (e) 4:1, showing glass transition temperatures (T_g) during first and second heating cycles. The first heating cycle curves have been vertically offset for clarity.

conformation, disrupting the molecular packing and increasing structural irregularity, while the *trans* form adopts a linear structure that promotes a more ordered arrangement of polymer chains. This structural transformation influences the chain conformation and packing density within the polymer network. However, in the PTUEG₃-*co*-Azo system, the azo groups in the main chain limit their isomerization behavior. The rigidity of the polymer backbone imposes constraints on the large-scale conformational changes required for *cis*-*trans* isomerization. Additionally, the azobenzene in the backbone causes steric hindrance and restricts molecular mobility. This lack of flexibility, combined with the reduced free volume in the tightly packed structure, increases the energy barrier for photoinduced isomerization. Typically, azobenzene undergoes UV-induced *trans*-to-*cis* isomerization, while heat or visible light facilitates the reverse *cis*-to-*trans* transition. However, in this system, the high activation energy required for *trans*-to-*cis* conversion limits the efficiency of UV-induced isomerization. As a result, thermal-driven isomerization dominates, making heat the primary stimulus for structural transformation, while UV light has a minimal effect on promoting *cis* isomerization.

The differential scanning calorimetry (DSC) thermograms of PTUEG₃-*co*-Azo films with varying TUEG-DA:Azo-DA ratios (1:1, 2:1, 3:1, and 4:1) are presented in Fig. 4b–e. Two T_g values can be observed, which are attributed to the thermally induced isomerization of the azobenzene groups during heating. The T_g variations observed in PTUEG₃-*co*-Azo copolymers correlate with molecular weight differences. Higher molecular weight copolymers tend to exhibit increased T_g values, consistent with the well-established influence of molecular weight on polymer chain mobility. However, additional factors such as hydrogen bonding interactions, chain rigidity, and azobenzene *cis*-*trans* isomerization also play a role in modifying the thermal properties, leading to a complex T_g response. In the first heating cycle, the azobenzene groups are predominantly in the *cis* form, exhibiting poor packing efficiency due to their bent conformation. This structural irregularity disrupts chain packing and reduces intermolecular interactions, leading to weaker restriction of chain segmental motion and a lower T_g . Upon heating, thermal energy induces the *cis*-to-*trans* isomerization of azobenzene groups. The *trans* form adopts a more linear and thermodynamically stable structure, which facilitates improved chain packing and enhances intermolecular interactions, including hydrogen bonding among thiourea groups and π - π stacking between azobenzene moieties. Consequently, the T_g values observed in the second heating cycle are larger, attributed to the formation of *trans* azobenzene moieties, which enhance chain alignment and intermolecular interactions, thereby reducing chain mobility and increasing structural order. At the condition of 1:1 ratio, the two T_g values show the largest difference between heating cycles, with 45 °C in the first cycle and a significant increase to 113 °C in the second cycle. As the azobenzene content decreases to the 2:1 ratio, the more flexible PTUEG₃ backbone becomes dominant, lowering the T_g in the first heating cycle to 26.7 °C. However, the T_g increases to 44.9 °C during the second cycle, indicating that the remaining

azobenzene moieties still undergo *cis*-to-*trans* isomerization, contributing to improved chain packing. Compared with the condition of 1:1 ratio, the reduced azobenzene content in the 2:1 ratio limits the extent of this transition-induced enhancement. With a further reduction in azobenzene content at the condition of 3:1 ratio, the T_g drops slightly to 23.8 °C in the first heating cycle, reflecting the increasing influence of PTUEG₃ segments and their greater chain flexibility. Upon heating, the T_g rises to 50.4 °C as the *trans* form of the azobenzene groups facilitates better chain packing. While this increase is still noticeable, it is less pronounced than at higher azobenzene ratios due to the lower content of azobenzene moieties. At the condition of 4:1 ratio, where azobenzene content is minimal, the T_g reaches its lowest value of 10.3 °C in the first heating cycle, highlighting the dominant role of the PTUEG₃ backbone in promoting chain mobility. Despite this condition, the T_g rises to 58.2 °C in the second heating cycle, showing that even a small fraction of azobenzene groups can contribute to improved chain packing through thermally induced *cis*-to-*trans* isomerization.

Overall, the T_g behavior across all ratios reflects a balance between the flexible PTUEG₃ backbone and the rigid azobenzene moieties. The 1:1 ratio shows the largest T_g increase, highlighting the strong influence of azobenzene content and its structural transformation. As the azobenzene content decreases (2:1, 3:1, and 4:1), the T_g in the first heating cycle decreases because of the greater flexibility of the copolymer backbone. Nevertheless, the T_g increase in the second heating cycle consistently demonstrates the role of *cis*-to-*trans* isomerization in improving chain packing and structural order, even at lower azobenzene levels. The observed T_g values exhibit a generally consistent trend across multiple scans. Minor variations likely result from the inherent randomness of the copolymerization process and differences in sample preparation. Despite these slight deviations, the overall thermal behavior remains reproducible.

The preparation process of the adhesion sample is demonstrated in Fig. 5a, where adhesive polymer layers are applied between two glass plates and cured under controlled conditions. The lap-shear configuration ensures uniform stress distribution across the adhesive layer during mechanical testing, enabling a reliable assessment of adhesive performance. Fig. 5b displays photographs of the lap shear test, demonstrating that the polymer layers are applied between two 1 × 1 cm² glass plates, which are separately fixed onto substrates. This configuration ensures uniform stress distribution across the adhesive layer during mechanical testing. The image shows the stretching process during the lap shear test, where tensile forces are applied to the bonded interface to measure shear strength and evaluate maximum strength. The strong chain entanglement of PTUEG₃ segments results in a highly cohesive polymer network that remains structurally robust below T_g . By increasing the curing temperature, molecular rearrangement is facilitated, allowing the polymer chains to adopt more favorable configurations. This structural reorganization elevates the T_g , enhancing adhesion performance without the need for chemical crosslinking. Combining hydrogen bonding and π - π stacking interactions contributes to the improved shear strength

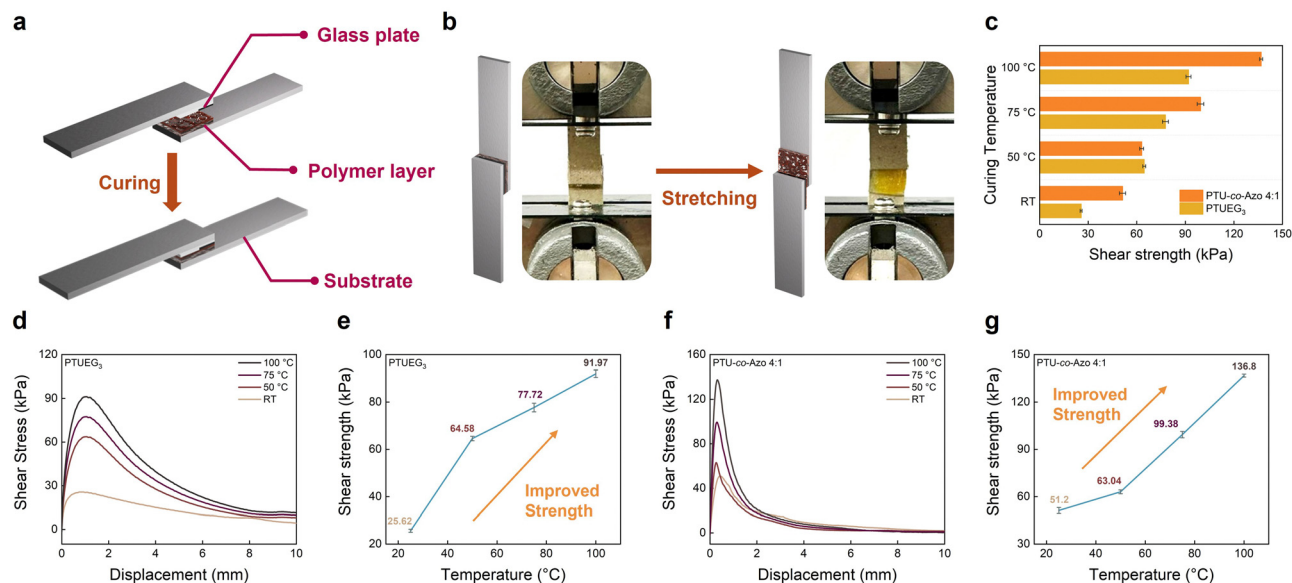


Fig. 5 (a) Schematic of the preparation of the adhesion samples, where PTUEG₃ and PTUEG₃-co-Azo layers are applied between two glass plates and cured under controlled conditions. (b) Photographs of the stretching process during lap-shear testing. (c) Comparison of shear strength for PTUEG₃ and PTUEG₃-co-Azo (4 : 1) at different curing temperatures. (d) and (f) Shear stress–displacement curves of PTUEG₃ and PTUEG₃-co-Azo (4 : 1) at different curing temperatures. (e) and (g) Plot of the shear strength for different curing temperatures corresponding to (d) and (f).

observed at elevated curing temperatures. The lap shear test involves PTUEG₃ and the PTUEG₃-co-Azo (4 : 1) copolymer. The selection of the 4 : 1 ratio is considered by the balance of functionality and synthetic accessibility, providing an integration of hydrogen bonding interactions and azo group characteristics. Fig. 5c compares the shear strength of PTUEG₃ and PTUEG₃-co-Azo (4 : 1) at various curing temperatures. The results show that both materials exhibit significant improvements in shear strength with increasing curing temperatures, attributed to enhanced chain mobility and the *cis*-to-*trans* transition of azobenzene moieties, which reduce steric hindrance and bring functional groups on different polymer chains closer together. This structural reorganization strengthens hydrogen bonding among thiourea groups and π - π stacking between azobenzene moieties, collectively improving adhesion performance. At 100 °C, the PTUEG₃-co-Azo (4 : 1) copolymer demonstrates a maximum shear strength exceeding that of PTUEG₃, attributed to the combined effects of chain reorganization *via* azo group isomerization and strengthened hydrogen bonding interactions. This enhanced performance highlights the adhesive capabilities of the PTUEG₃-co-Azo copolymer, making it particularly suitable for applications requiring robust adhesion.

To evaluate the adhesion ability, shear stress–displacement curves of PTUEG₃ and PTUEG₃-co-Azo (4 : 1) at different curing temperatures are presented in Fig. 5d and f, illustrating the temperature-dependent variation in adhesive shear strength. For PTUEG₃, the curves in Fig. 5d show a gradual increase in peak shear stress and displacement as the curing temperature rises. At room temperature (25 °C), PTUEG₃ demonstrates a relatively low maximum shear stress of 25.62 kPa, which increases to 64.58 kPa at 50 °C, 77.72 kPa at 75 °C and further to 91.97 kPa at 100 °C. The observed trend demonstrates the

effect of thermal activation on improving adhesive performance. Increased curing temperatures promote greater chain mobility and hydrogen bonding interactions within the adhesive layer, resulting in stronger interfacial adhesion and improved mechanical performance. PTUEG₃-co-Azo (4 : 1) exhibits superior adhesive performance compared with PTUEG₃, as shown in the shear stress–displacement curves in Fig. 5f. At room temperature (25 °C), the copolymer achieves a maximum shear stress of 51.20 kPa, which increases to 63.04 kPa at 50 °C, 99.38 kPa at 75 °C and further to 136.8 kPa at 100 °C. The results mark improvement because of the synergistic effect of azobenzene moieties and the flexible PTUEG₃ backbone. The rigid azobenzene groups enhance interfacial adhesion by increasing mechanical strength and enabling thermally induced chain reorganization, which collectively contribute to improved cohesive strength within the adhesive layer. The PTUEG₃ backbone complements these effects by providing structural flexibility and chain mobility during the reorganization process, facilitating efficient stress distribution and ensuring enhanced mechanical stability.

The temperature-dependent shear strength, as summarized in Fig. 5e and g, further underscores the advantages of PTUEG₃-co-Azo (4 : 1) over PTUEG₃. This variation in adhesive strength across curing temperatures can be attributed to the interplay of molecular structure and thermal effects in the materials. At room temperature, PTUEG₃-co-Azo (4 : 1) exhibits higher shear strength compared to PTUEG₃ because of the presence of azobenzene moieties, which contribute to a more robust network, providing an advantage at lower temperatures where chain mobility is limited. At 50 °C, the adhesive strengths of both materials become comparable, as the increased thermal energy facilitates greater chain mobility in PTUEG₃, reducing the initial gap in performance. The thermal activation allows

for more effective molecular alignment and bonding at the interface, diminishing the advantage provided by the azobenzene groups under these conditions. At 100 °C, PTUEG₃-*co*-Azo (4:1) outperforms PTUEG₃, achieving higher shear strength. This outcome can be attributed to the thermally induced molecular reorganization of azobenzene moieties, which strengthens the adhesive layer by enhancing interfacial interactions and cohesive strength. Additionally, the higher curing temperature promotes optimal chain alignment and bonding in the copolymer, leveraging the combined effects of hydrogen bonding and azo group reorganization. These results underscore the role of thermal activation in modulating the adhesive properties of these materials, particularly the unique advantages conferred by the copolymer structure. The adhesive performance of PTUEG₃-*co*-Azo (4:1) demonstrates a clear advantage over PTUEG₃, particularly under elevated curing temperatures. The synergistic effects of hydrogen bonding interactions, structural flexibility, and azobenzene-induced reorganization contribute to its superior performance across a range of conditions. These findings highlight the potential of PTUEG₃-*co*-Azo (4:1) for advanced adhesive applications, particularly in environments where thermal activation can be leveraged to optimize adhesion strength and durability.

Conclusions

In this study, a multifunctional PTUEG₃-*co*-Azo copolymer is successfully synthesized *via* a controlled polycondensation process, incorporating azobenzene moieties into the polymer backbone. The azobenzene groups undergo thermally induced *cis*-to-*trans* isomerization, which promotes structural reorganization, enhances molecular packing, and significantly increases the T_g values. This transformation reduces segmental mobility, improving the mechanical properties under thermal treatment. Meanwhile, the flexible PTUEG₃ backbone facilitates molecular rearrangement, while the thiourea groups form robust hydrogen bonding networks, contributing to enhanced interfacial adhesion. These combined features make PTUEG₃-*co*-Azo a promising material for durable and flexible adhesive applications, where heat-induced structural changes improve the bonding performance. Additionally, the azobenzene groups exhibit reversible protonation and deprotonation, enabling distinct color changes with durability and repeatable acid–base responsiveness over multiple cycles. This behavior is influenced by the azobenzene content, where higher concentrations enable more pronounced responses and stable performance under repeated acid–base exposure. With heat-induced structural reorganization enhancing thermal properties and interfacial adhesion, PTUEG₃-*co*-Azo copolymers demonstrate versatility for functional applications. These properties make them suitable for adhesive applications and pH-responsive systems, supporting the development of advanced functional materials.

Experimental

Materials

1,2-Bis(2-aminoethoxy)ethane and 4,4'-azodianiline were bought from Tokyo Chemical Industry (TCI). 1,1'-Thiocarbonyldiimidazole

(TCDI, 95%) was bought from Nova Materials. Dimethylformamide (DMF, 99.8%) was procured from Thermo Scientific. Methanol (MeOH, 99.5%) was procured from Echo Chemical Co. Ltd. Diethyl ether was obtained from DUKSAN Pure Chemicals Co. Ltd. Tetrahydrofuran (THF) was obtained from Tedia.

Synthesis of poly(thiourea triethylene glycol) (PTUEG₃)

1,2-Bis(2-aminoethoxy)ethane (1.468 mL, 10 mmol) was dissolved in DMF (3 mL) in a double-necked flask. Separately, 1,1'-thiocarbonyldiimidazole (TCDI, 1.782 g, 10 mmol) was dissolved in DMF (2 mL) in a glass sample bottle. Once both solutions were fully dissolved, the TCDI solution was transferred into the double-necked flask. The reaction mixture was stirred under a nitrogen atmosphere at room temperature for 24 h. After completion, the reaction mixture was poured into stirred diethyl ether (200 mL) to induce precipitation. The precipitate was further reprecipitated in a DMF/MeOH (50 mL) solution to obtain the polymer product. The final product was dried in a vacuum oven at 140 °C for 24 h to remove the residual solvent, yielding a yellow to orange glass-like material.

Synthesis of the random copolymer poly(thiourea triethylene glycol)-*co*-Azo (PTUEG₃-*co*-Azo)

PTUEG₃-*co*-Azo (1:1). A mixture of 1,2-bis(2-aminoethoxy)ethane (0.293 mL, 2 mmol) and 4,4'-azodianiline (0.425 g, 2 mmol) was dissolved in DMF (1 mL) in a double-necked flask. Separately, 1,1'-thiocarbonyldiimidazole (TCDI, 0.713 g, 4 mmol) was dissolved in DMF (1.5 mL) in a glass sample bottle. Once both solutions were fully dissolved, the TCDI solution was transferred into the double-necked flask. The reaction mixture was stirred under a nitrogen atmosphere at room temperature for 48 h. After completion, the reaction mixture was poured into stirred diethyl ether (100 mL) to induce precipitation. The precipitate was further reprecipitated in a DMF/MeOH (50 mL) solution to obtain the polymer product. The final product was dried in a vacuum oven at 140 °C for 24 h to remove the residual solvent, yielding a yellow to orange glass-like material.

PTUEG₃-*co*-Azo (2:1). A mixture of 1,2-bis(2-aminoethoxy)ethane (0.293 mL, 2 mmol) and 4,4'-azodianiline (0.212 g, 1 mmol) was dissolved in DMF (0.5 mL) in a double-necked flask. Separately, 1,1'-thiocarbonyldiimidazole (TCDI, 0.535 g, 3 mmol) was dissolved in DMF (1.5 mL) in a glass sample bottle. Once both solutions were fully dissolved, the TCDI solution was transferred into the double-necked flask. The reaction mixture was stirred under a nitrogen atmosphere at room temperature for 48 h. After completion, the reaction mixture was poured into stirred diethyl ether (100 mL) to induce precipitation. The precipitate was further reprecipitated in a DMF/MeOH (50 mL) solution to obtain the polymer product. The final product was dried in a vacuum oven at 140 °C for 24 h to remove the residual solvent, yielding a yellow to orange glass-like material.

PTUEG₃-*co*-Azo (3:1). A mixture of 1,2-bis(2-aminoethoxy)ethane (0.44 mL, 3 mmol) and 4,4'-azodianiline (0.212 g, 1 mmol) was dissolved in DMF (1 mL) in a double-necked flask. Separately, 1,1'-thiocarbonyldiimidazole (TCDI, 0.713 g, 4 mmol) was

dissolved in DMF (1.5 mL) in a glass sample bottle. Once both solutions were fully dissolved, the TCDI solution was transferred into the double-necked flask. The reaction mixture was stirred under a nitrogen atmosphere at room temperature for 48 h. After completion, the reaction mixture was poured into stirred diethyl ether (100 mL) to induce precipitation. The precipitate was further reprecipitated in a DMF/MeOH (50 mL) solution to obtain the polymer product. The final product was dried in a vacuum oven at 140 °C for 24 h to remove residual solvent, yielding a yellow to orange glass-like material.

PTUEG₃-co-Azo (4:1). A mixture of 1,2-bis(2-aminoethoxy)ethane (0.587 mL, 4 mmol) and 4,4'-azodianiline (0.212 g, 1 mmol) was dissolved in DMF (1 mL) in a double-necked flask. Separately, 1,1'-thiocarbonyldiimidazole (TCDI, 0.891 g, 5 mmol) was dissolved in DMF (2 mL) in a glass sample bottle. Once both solutions were fully dissolved, the TCDI solution was transferred into the double-necked flask. The reaction mixture was stirred under a nitrogen atmosphere at room temperature for 48 h. After completion, the reaction mixture was poured into stirred diethyl ether (100 mL) to induce precipitation. The precipitate was further reprecipitated in a DMF/MeOH (50 mL) solution to obtain the polymer product. The final product was dried in a vacuum oven at 140 °C for 24 h to remove the residual solvent, yielding a yellow to orange glass-like material.

Fabrication process of the PTUEG₃ and PTUEG₃-co-Azo films

Initially, 1 g of polymers (PTUEG₃ and PTUEG₃-co-Azo with ratios of 1:1 to 4:1), 2.8 mL of DMF, and 1.2 mL of THF were added to a parafilm-sealed glass bottle. The mixture was stirred for 2–3 h at room temperature to obtain a 20 wt% homogeneous polymer solution. Subsequently, the polymer solutions were drop-cast onto 2.5 × 2.5 cm² glass substrates. Once the substrates were completely covered with the solutions, the substrates were placed in a vacuum oven at 85 °C for 5 h to remove the residual solvents.

Acidochromic experiments of the PTUEG₃-co-Azo films

The yellow-orange PTUEG₃-co-Azo films were exposed to hydrochloric acid vapors for 10 s, transforming into deep clay-colored PTUEG₃-co-azonium films. These deep clay PTUEG₃-co-azonium films could be reverted to the original yellow-orange PTUEG₃-co-Azo form after being placed in ammonium vapors for a minimum of 40 s.

Adhesion test of the PTUEG₃-co-Azo copolymers

Two 1 × 1 cm² glass plates were used for adhesion testing. The copolymer film was prepared by casting and curing directly on one glass plate under controlled conditions to ensure uniform thickness. The second glass plate was placed on top of the cured film, and the plates were adhered together by curing at room temperature, 50, and 100 °C for 2 h. To prevent direct clamping of the glass plates during testing, the plates were fixed onto supporting substrates, and the tensile testing machine's grips were attached to the substrates. Adhesion

strength was evaluated by pulling the plates apart at a constant rate of 2 mm min⁻¹ until failure occurred. The maximum force recorded during the test was used to calculate the shear adhesive strength. Tests were performed under room temperature conditions to assess the adhesion performance.

Structure analysis and characterization

The chemical structures of PTUEG₃ and PTUEG₃-co-Azo were analyzed using a 400 MHz ¹H NMR spectrometer (Varian). Size exclusion chromatography (SEC) was performed with a JASCO RI-4030 refractive index detector and an AS-4050 autosampler to evaluate the apparent weight-average molecular weight (*M_w*). Narrowly distributed polystyrene (PS) standards were used for calibration, and dimethylformamide (DMF) was employed as the mobile phase at a flow rate of 0.1 mL min⁻¹. The water contact angles of the samples were evaluated using a first ten angstroms (FTA125) contact angle meter, which was equipped with a CCD camera. Attenuated total reflection Fourier-transform infrared (ATR-FTIR) spectroscopy was performed with a PerkinElmer Spectrum One FTIR spectrometer, operating at a resolution of 4 cm⁻¹. The absorption spectra of PTUEG₃-co-Azo films with varying Azo ratios were recorded in the range of 350 to 800 nm using an ultraviolet-visible (UV-vis) spectrometer (Hitachi U4100). X-Ray scattering measurements were performed at the TPS 25A1 coherent X-ray scattering beamline of the National Synchrotron Radiation Research Center (NSRRC), Hsinchu, Taiwan. The incident photon energy, corresponding to a wavelength of 0.8269 Å, was tuned using a double crystal monochromator (DCM). Film samples were analyzed using small-angle X-ray scattering (SAXS), with scattering patterns captured using an Eiger X 1 M photon-counting detector. A hexapod stage was utilized to ensure precise sample alignment. The thermal properties of PTUEG₃ and PTUEG₃-co-Azo were evaluated using a thermogravimetric analyzer (TGA, TA 55, TA Instruments). The samples were subjected to heating under a nitrogen atmosphere at a rate of 20 °C min⁻¹, reaching a maximum temperature of 700 °C. The glass transition temperatures of PTUEG₃ and PTUEG₃-co-Azo were determined using a differential scanning calorimeter (DSC, TA Q200, TA Instruments) equipped with a refrigerated cooling system (RCS90). The analyses were carried out under a nitrogen atmosphere over a temperature range of -20 to 200 °C with both heating and cooling rates set at 5 °C min⁻¹. The adhesion properties of PTUEG₃ and PTUEG₃-co-Azo copolymer films were evaluated using uniaxial elongation tests performed with a tensile testing machine (Shimadzu EZ Test).

Data availability

The data supporting this article have been included as part of the ESI.†

Conflicts of interest

There are no conflicts to declare.

Acknowledgements

This work was supported by the 2030 Cross-Generation Young Scholars Program of the National Science and Technology Council, Taiwan (NSTC), under Grant No. NSTC 113-2628-E-A49-006, the Center for Emergent Functional Matter Science of National Yang Ming Chiao Tung University from the Featured Areas Research Center Program within the framework of the Higher Education Sprout Project by the Ministry of Education (MOE) in Taiwan. The authors thank Dr Li-Ching Shen (Center for Advanced Instrumentation at NYCU) for assistance with NMR experiments, and Swee-Lan Cheah of the NTHU Instrumentation Center for assistance with the XPS measurements.

References

- C.-T. Chang, K.-C. Kuo, J.-H. Ho, L.-R. Lee, B. Gautam, J.-H. Ciou, Y.-H. Tseng, C.-W. Chang, C.-T. Wu, C.-T. Lin and J.-T. Chen, Reversible Sensing Technologies Using Upcycled TPEE: Crafting pH and Light Responsive Materials towards Sustainable Monitoring, *Small*, 2024, **20**(28), 2400491.
- W. Qu, Z. Bi, C. Zou and C. Chen, Light, Heat, and Force-Responsive Polyolefins, *Adv. Sci.*, 2024, **11**(11), 2307568.
- X. Li, Y. L. Zhan, W. Li, Z. H. Huang and A. Amirfazli, Light- and Heat-Responsive Superhydrophobic Surfaces with Shape Memory Capacity Prepared by 4D Printing, *Adv. Eng. Mater.*, 2024, **26**(22), 2401415.
- L. Li, J. M. Scheiger and P. A. Levkin, Design and Applications of Photoresponsive Hydrogels, *Adv. Mater.*, 2019, **31**(26), 1807333.
- X. Li, J. Liu, D. Li, S. Huang, K. Huang and X. Zhang, Bioinspired Multi-Stimuli Responsive Actuators with Synergistic Color- and Morphing-Change Abilities, *Adv. Sci.*, 2021, **8**(16), 2101295.
- P. She, Y. Qin, X. Wang and Q. Zhang, Recent Progress in External-Stimulus-Responsive 2D Covalent Organic Frameworks, *Adv. Mater.*, 2022, **34**(22), 2101175.
- S. Kim, S.-N. Lee, A. A. Melvin and J.-W. Choi, Stimuli-Responsive Polymer Actuator for Soft Robotics, *Polymers*, 2024, **16**(18), 2660.
- Z. Shen, F. Chen, X. Zhu, K.-T. Yong and G. Gu, Stimuli-responsive functional materials for soft robotics, *J. Mater. Chem. B*, 2020, **8**(39), 8972–8991.
- S. Chatani, C. J. Kloxin and C. N. Bowman, The power of light in polymer science: photochemical processes to manipulate polymer formation, structure, and properties, *Polym. Chem.*, 2014, **5**(7), 2187–2201.
- Z.-H. Liao and F. Wang, Light-controlled smart materials: Supramolecular regulation and applications, *Smart Mol.*, 2024, **2**(4), e20240036.
- D. Dai, Y. Zhang, S. Yang, W. Kong, J. Yang and J. Zhang, Recent Advances in Functional Materials for Optical Data Storage, *Molecules*, 2024, **29**(1), 254.
- F. Caroleo, G. Magna, M. L. Naitana, L. Di Zazzo, R. Martini, F. Pizzoli, M. Muduganti, L. Lvova, F. Mandoj, S. Nardis, M. Stefanelli, C. Di Natale and R. Paolesse, Advances in Optical Sensors for Persistent Organic Pollutant Environmental Monitoring, *Sensors*, 2022, **22**(7), 2649.
- Y. Wu, Q. Zhang, Y. Zhao, K. Zhuang, Y. Fan, S. Zhang, X. Zhang, K. Huang and Z. Yao, A Sensitive and Selective Fluorescent Sensor for Berberine Chloride Based on the Supramolecular Self-Assembly of Perylene Diimide in Aqueous Solution, *ACS Sustainable Chem. Eng.*, 2020, **8**(16), 6517–6523.
- J. Ledesma, P. L. Pisano, D. M. Martino, C. E. Boschetti and S. A. Bortolato, Thymine based copolymers: feasible sensors for the detection of persistent organic pollutants in water, *RSC Adv.*, 2017, **7**(77), 49066–49073.
- R. Klajn, Spiropyran-based dynamic materials, *Chem. Soc. Rev.*, 2014, **43**(1), 148–184.
- C. Li, A. Iscen, L. C. Palmer, G. C. Schatz and S. I. Stupp, Light-Driven Expansion of Spiropyran Hydrogels, *J. Am. Chem. Soc.*, 2020, **142**(18), 8447–8453.
- L. Kortekaas and W. R. Browne, The evolution of spiropyran: fundamentals and progress of an extraordinarily versatile photochrome, *Chem. Soc. Rev.*, 2019, **48**(12), 3406–3424.
- D. Bléger and S. Hecht, Visible-Light-Activated Molecular Switches, *Angew. Chem., Int. Ed.*, 2015, **54**(39), 11338–11349.
- C. C. Jia, A. Migliore, N. Xin, S. Y. Huang, J. Y. Wang, Q. Yang, S. P. Wang, H. L. Chen, D. M. Wang, B. Y. Feng, Z. R. Liu, G. Y. Zhang, D. H. Qu, H. Tian, M. A. Ratner, H. Q. Xu, A. Nitzan and X. F. Guo, Covalently bonded single-molecule junctions with stable and reversible photo-switched conductivity, *Science*, 2016, **352**(6292), 1443–1445.
- A.-L. Yan, C.-W. Chang, T.-H. Tsai, M.-R. Huang, K.-T. Lin, V. K. Karapala, J.-H. Ho, W.-Y. Dai and J.-T. Chen, Fabrication of patterned and anti-patterned azopolymer nanoarrays via the light-induced nanowetting method, *J. Polym. Sci.*, 2024, **62**(16), 3708.
- H. Zhou, C. Xue, P. Weis, Y. Suzuki, S. Huang, K. Koynov, G. K. Auernhammer, R. Berger, H.-J. Butt and S. Wu, Photoswitching of glass transition temperatures of azobenzene-containing polymers induces reversible solid-to-liquid transitions, *Nat. Chem.*, 2017, **9**(2), 145–151.
- W. C. Xu, S. D. Sun and S. Wu, Photoinduced Reversible Solid-to-Liquid Transitions for Photoswitchable Materials, *Angew. Chem., Int. Ed.*, 2019, **58**(29), 9712–9740.
- S. F. Liang, C. R. Yuan, C. Nie, Y. Z. Liu, D. C. Zhang, W. C. Xu, C. W. Liu, G. F. Xu and S. Wu, Photocontrolled Reversible Solid-Fluid Transitions of Azopolymer Nanocomposites for Intelligent Nanomaterials, *Adv. Mater.*, 2024, **36**(38), 2408159.
- S. Erekaht, K. Chordiya, K. V. Vidhya, M. U. Kahaly and S. K. Kalpathy, Self-aggregation, H-bonding, and photo-response in film and solution states of azobenzene containing polyurea, *Phys. Chem. Chem. Phys.*, 2022, **24**(38), 23447–23459.
- M. Younis, J. Long, S.-Q. Peng, X.-S. Wang, C. Chai, N. Bogliotti and M.-H. Huang, Reversible Transformation between Azo and Azonium Bond Other than Photoisomerization of Azo Bond in Main-Chain Polyazobenzenes, *J. Phys. Chem. Lett.*, 2021, **12**(14), 3655–3661.

- 26 L. Fang, H. Zhang, Z. Li, Y. Zhang, Y. Zhang and H. Zhang, Synthesis of Reactive Azobenzene Main-Chain Liquid Crystalline Polymers *via* Michael Addition Polymerization and Photomechanical Effects of Their Supramolecular Hydrogen-Bonded Fibers, *Macromolecules*, 2013, **46**(19), 7650–7660.
- 27 X. Pang, J.-A. Lv, C. Zhu, L. Qin and Y. Yu, Photodeformable Azobenzene-Containing Liquid Crystal Polymers and Soft Actuators, *Adv. Mater.*, 2019, **31**(52), 1904224.
- 28 Y. Yanagisawa, Y. Nan, K. Okuro and T. Aida, Mechanically robust, readily repairable polymers *via* tailored noncovalent cross-linking, *Science*, 2018, **359**(6371), 72–76.
- 29 K. Kikkawa, Y. Sumiya, K. Okazawa, K. Yoshizawa, Y. Itoh and T. Aida, Thiourea as a “Polar Hydrophobic” Hydrogen-Bonding Motif: Application to Highly Durable All-Underwater Adhesion, *J. Am. Chem. Soc.*, 2024, **146**(30), 21168–21175.
- 30 T.-Y. Lo, H.-H. Su, J.-H. Ho, C.-W. Chang, H.-R. Chen, H.-H. Hsu, K.-J. Chang and J.-T. Chen, Intrinsic Repeated Self-Healing Textiles: Developing Electrospun Fabrics for Enhanced Durability and Stretchability, *ACS Omega*, 2024, **9**(52), 51623.
- 31 Y. Fujisawa, A. Asano, Y. Itoh and T. Aida, Mechanically Robust, Self-Healable Polymers Usable under High Humidity: Humidity-Tolerant Noncovalent Cross-Linking Strategy, *J. Am. Chem. Soc.*, 2021, **143**(37), 15279–15285.
- 32 Y. Fujisawa, Y. Nan, A. Asano, Y. Yanagisawa, K. Yano, Y. Itoh and T. Aida, Blending to Make Nonhealable Polymers Healable: Nanophase Separation Observed by CP/MAS ¹³C NMR Analysis, *Angew. Chem., Int. Ed.*, 2023, **62**, e202214444.
- 33 S. Wu and C. Bubeck, Macro- and Microphase Separation in Block Copolymer Supramolecular Assemblies Induced by Solvent Annealing, *Macromolecules*, 2013, **46**(9), 3512–3518.