


Cite this: *RSC Adv.*, 2023, 13, 14412

# Visible-light-driven reactions for the synthesis of sulfur dioxide-inserted compounds: generation of S–F, S–O, and S–N bonds

Truong Giang Luu<sup>ab</sup> and Hee-Kwon Kim<sup>ab</sup>

Sulfur dioxide-containing compounds such as sulfonyl fluorides, sulfonyl esters, and sulfonyl amides are important structural frameworks in many natural products, pharmaceuticals, and organic compounds. Thus, synthesis of these molecules is a very valuable research topic in organic chemistry. Various synthetic methods to introduce SO<sub>2</sub> groups into the structure of organic compounds have been developed for the synthesis of biologically and pharmaceutically useful compounds. Recently, visible-light-driven reactions were carried out to create SO<sub>2</sub>-X (X = F, O, N) bonds, and their effective synthetic approaches were demonstrated. In this review, we summarized recent advances in visible-light-mediated synthetic strategies for generation of SO<sub>2</sub>-X (X = F, O, N) bonds for various synthetic applications along with proposed reaction mechanisms.

Received 30th March 2023  
Accepted 4th May 2023

DOI: 10.1039/d3ra02067c

rsc.li/rsc-advances

## 1. Introduction

Sulfur is a common non-metallic element in the natural environment and living organisms. In particular, sulfur-containing organic compounds often play an important role in biological processes.<sup>1–3</sup> For example, sulfonyl fluoride has been shown to be a useful compound with wide applications in medical sciences, proteomics, and materials science.<sup>4–9</sup> Sulfonamides have many applications such as antihypertensive drugs; nonsteroidal anti-inflammatory drugs; and as diuretics, anti-cancer and antibacterial agents, and anticonvulsants.<sup>10–15</sup> Sulfone esters are widely employed as anticancer agents, anti-microtubule agents, MAO-A inhibitors, and phosphor-STAT3 inhibitors.<sup>16–20</sup> In addition, they are also considered high-value building blocks used in organic synthesis and pharmaceutical chemistry (Fig. 1).<sup>21,22</sup>

The good biological activity of the sulfone molecules has attracted scientific attention. In particular, compounds bearing SO<sub>2</sub>-X (X = F, O, N) bonds have attracted much attention.<sup>23,24</sup> Traditionally used methods for synthesis of sulfone derivatives have generally focused on inserting sulfur-containing groups such as thiols and disulfide into organic molecules, followed by sulfide oxidation.<sup>25–27</sup> However, these processes required the use of strong oxidizing agents as well as harsh reaction conditions that are incompatible with sensitive functional groups. This has limited the scope of the substrates as well as their practical

applications, including that in pharmaceutical synthesis.<sup>28,29</sup> Recently, several studies have analyzed direct introduction of SO<sub>2</sub> into organic molecules.

The SO<sub>2</sub> function group is a very effective moiety for trapping carbon radicals, and the unsaturated bonds are attractive targets for sulfonyl radicals. Therefore, generation of new sulfonyl radicals is an interesting approach to build various SO<sub>2</sub>.<sup>30–40</sup> Diverse sources of sulfonyl groups have been found, and SO<sub>2</sub> can be obtained from various sources such as sulfonic acid, sulfonate inorganic salts, sulfonyl halides, sulfonyl hydrazide, and DABSO.<sup>41–46</sup>

Since visible-light-mediated chemical reactions were first discovered, photochemistry has proven a useful strategy in several fields including chemical synthesis and pharmaceutical

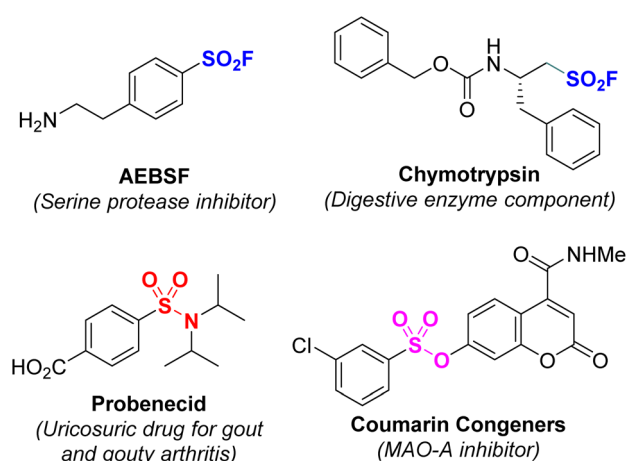


Fig. 1 Bioactive compounds containing sulfonyl groups.

<sup>a</sup>Department of Nuclear Medicine, Jeonbuk National University Medical School and Hospital, Jeonju, 54907, Republic of Korea. E-mail: hkkim717@jbnu.ac.kr

<sup>b</sup>Research Institute of Clinical Medicine of Jeonbuk, National University-Biomedical Research, Institute of Jeonbuk National University Hospital, Jeonju, 54907, Republic of Korea


chemistry.<sup>47–53</sup> Photochemical reactions have several advantages over conventional synthesis reactions including low cost, use of renewable energy, and non-hazardous redox reagents.<sup>54–58</sup> Photoreactions can also be conducted under mild conditions, which help increase their safety and promote applications.

With these advantages, photochemical reactions are a suitable method for various processes. These approaches have also provided novel and creative synthetic studies and can be applied to wide chemical reactions of compounds bearing sensitive functional groups.<sup>59–61</sup> Recently, photochemical reactions have been used for generation of sulfonic fluorides, sulfonic esters, and sulfonamides.

Herein, we summarize the developments of visible light-driven reactions for synthesis of compounds with SO<sub>2</sub>-X (X = F, O, N) bonds using several strategies.

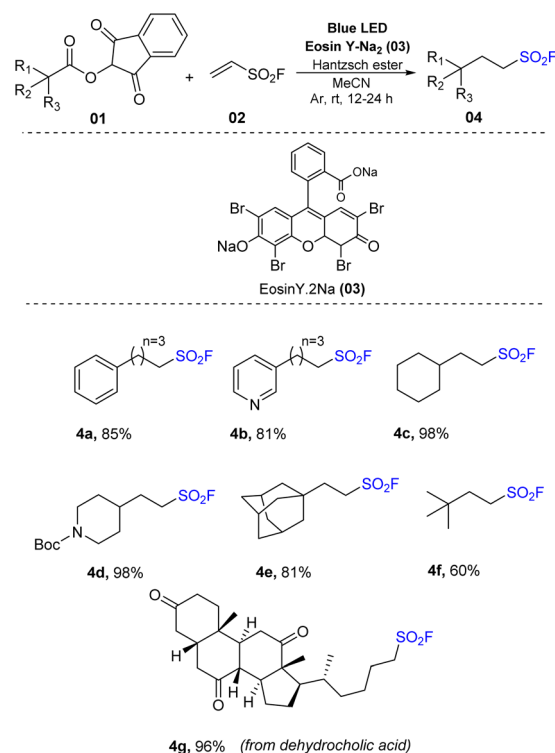
## 2. S–X bond formation reaction

### 2.1. Visible light induced synthesis of sulfonyl fluorides (S–F bond formation)

In recent years, sulfonyl fluorides have received much attention because of their unique properties and wide utilization. In addition to applications in pharmaceutical chemistry<sup>62–64</sup> and materials,<sup>65,66</sup> they are also considered as potential candidates to replace sulfonyl chloride in organic synthesis processes.<sup>67–69</sup> Sharpless and co-workers first reported sulfur(vi) fluoride exchange (SuFEx), and sulfonyl fluorides were employed for novel generation of “click chemistry”.<sup>70–72</sup> Therefore, a series of photochemical reactions to produce sulfonyl fluorides have been reported.

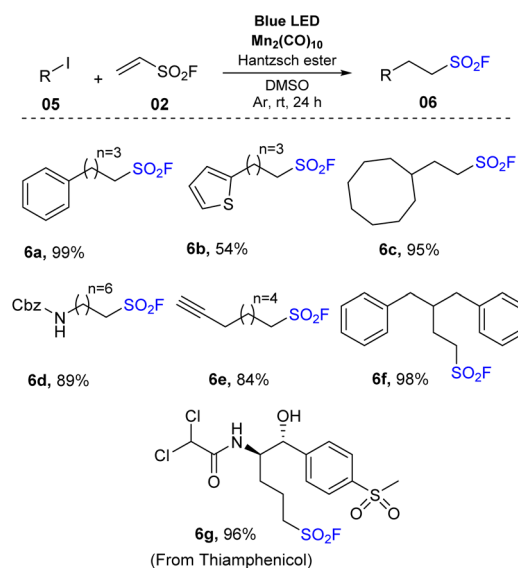
In 2019, Liao and co-workers reported a facile method to produce aliphatic sulfonyl fluoride structures through decarboxylation (Scheme 1).<sup>73</sup> The synthesis of sulfonyl fluorides was achieved *via* reaction between *N*-hydroxyphthalimide (NHPI) esters, which could provide alkyl radicals, and vinyl sulfonyl fluoride (VSF). The reactions were conducted in the presence of eosin Y as a photocatalyst and Hantzsch ester (HE) in MeCN under irradiation of blue LED. This method was designed to use abundant sources of carboxylic acids to produce sulfonyl fluoride products. This method tolerated numerous carboxylic acids including primary, secondary, and tertiary acids with different functional groups to produce the corresponding products in high yields. Using the process, secondary acids such as cyclohexane carboxylic acid were converted to the desired products (**4c**) with outstanding yields (98%). Similarly, pyridine-4-carboxylic acid with a Boc protecting group was used to give sulfonyl fluoride (**4d**) under photo-reaction conditions. Tertiary acids including pivalic acid and adamantane acid reacted well and were transformed to the corresponding products (**4e** and **4f**) in good yields (60–81%). Several drugs with acid functional groups have also been tested to evaluate the applicability of the method to synthesis of pharmaceuticals, and reaction of dehydrocholic acids with vinyl sulfonyl fluoride could produce the target product (**4g**) with high yield (96%).

Another synthesis method of aliphatic sulfonyl fluoride derivatives using source SO<sub>2</sub>F (generated directly from vinyl sulfonyl fluoride) was reported by Qin and co-workers in 2021



Scheme 1 Synthesis of aliphatic sulfonyl fluorides *via* decarboxylation.

(Scheme 2).<sup>74</sup> In their study, alkyl radicals were obtained directly from alkyl halides instead of having pre-activation of carboxylic acids as NHPI esters. To prepare sulfonyl fluorides, alkyl halides were reacted with vinyl sulfonyl fluoride in the presence of Mn<sub>2</sub>(CO)<sub>10</sub> as a photocatalyst and Hantzsch ester as a reductant in DMSO under irradiation of blue LED at room temperature. Using this method, primary alkyl iodides bearing functional

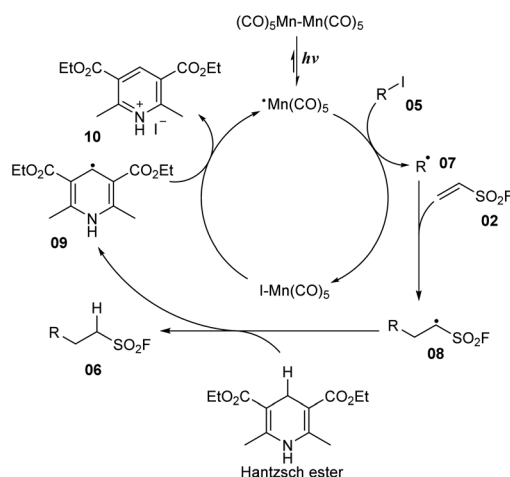


Scheme 2 Synthesis of sulfonyl fluorides *via* reductive addition of alkyl iodides to ethenesulfonyl fluoride.

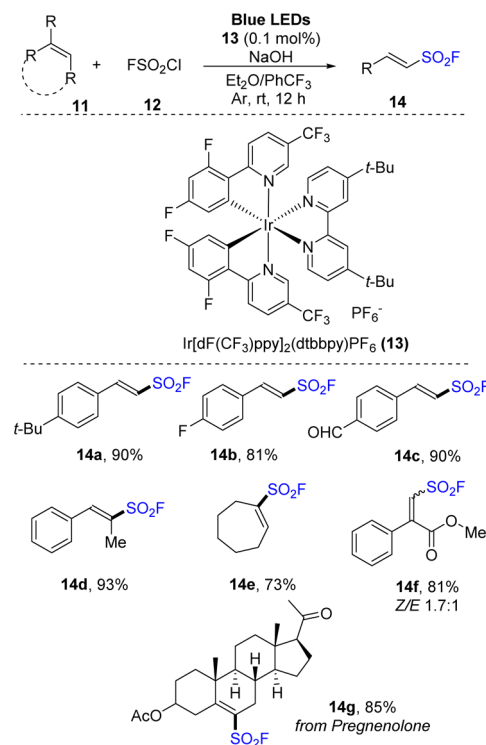
groups such as aryl(hetero) groups, acyclic long chains, and benzyl carbamate moiety were smoothly converted to the corresponding products (**6a–6f**) with moderate to good yields. Interestingly, favorable transformation of benzyl iodide to the target product (**6a**) was achieved with a 99% yield. Secondary alkyl iodides including various alicyclic rings and (hetero)aryl groups were tolerated in the reaction to provide sulfonyl fluoride compounds (**6b**, **6c**) in 54–98% yields. For tertiary alkyl iodides, products were prepared with significantly lower yields than primary and secondary alkyl iodides under the same reaction conditions. Several other alkyl halides such as alkyl chlorides and alkyl bromides have also been employed using this developed method, but no products were formed. Additionally, many derivatives of natural products and drug molecules were tested. Target sulfonyl fluoride derivative (**6g**) was successfully prepared with a high yield, providing the wide applicability of this method.

A mechanism was proposed as shown in Scheme 3. Photocatalyst  $\text{Mn}_2(\text{CO})_{10}$  participated in Mn–Mn bond homolytic cleavage to generate  $[\text{Mn}(\text{CO})_5]$  radical under irradiation of visible-light. Then,  $[\text{Mn}(\text{CO})_5]$  radical reacted with iodine substrate **05** to provide alkyl radical **07** and  $\text{I-Mn}(\text{CO})_5$  compound. Alkyl radical **07** further attacked the double bond of vinyl sulfonyl fluoride **02** to afford new alkyl sulfonyl fluoride radical **08**, which captured one proton from the Hantzsch ester to form desired product **06** and radical **09**. Finally, the  $\text{I-Mn}(\text{CO})_5$  compound interacted with radical **09** to return  $[\text{Mn}(\text{CO})_5]$  radical and salt iodine **10**.

Most syntheses of sulfonyl fluorides use  $\text{SO}_2\text{F}^+$  cation as a fluoride reagent. However, fluorosulfonyl radical ( $\text{FSO}_2^\bullet$ ) reagents were also used. In 2021, Liao and co-workers developed a method for synthesis of alkenyl sulfonyl fluorides using  $\text{FSO}_2$  precursors that effectively released  $\text{FSO}_2$  radicals.<sup>75</sup> Various alkenes were reacted with sulfuryl chlorofluoride ( $\text{SO}_2\text{F}$ ) as a radical source in the presence of  $\text{Ir}[\text{dF}(\text{CF}_3)\text{ppy}]_2(\text{dtbbpy})\text{PF}_6$  as a photocatalyst and with NaOH in a mixture of diethyl ether and  $\text{PhCF}_3$  under irradiation of blue LED (Scheme 4). The



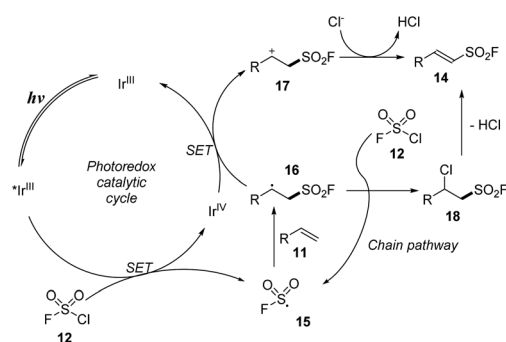
Scheme 3 A plausible mechanism of radical mediated alkyl sulfonylation.



Scheme 4 Radical fluorosulfonylation of olefins.

reactions tolerated a wide range of phenyl alkene derivatives with both electron-donating and electron-withdrawing groups. Reactions of substrates with various functional groups such as aldehyde, ketone, ester, and nitro groups smoothly produced the corresponding sulfonyl fluoride derivatives (**14a–14c**). Using the process, substrates with many structures such as heterocycles, naphthalene, and amines were also converted into the desired products with high yields. One benefit of this approach is to achieve the direct synthesis of special structures of sulfonyl fluorides (**14d–14f**) from fluorosulfonylate cyclic, di-, and tri-substituted olefins, which are difficult to synthesize using  $\text{SO}_2\text{F}^+$  cations. A natural product (**14g**) also was successfully converted to its corresponding product by this process.

The proposed mechanism for the method is shown in Scheme 5. Under irradiation of visible light, the photo-process

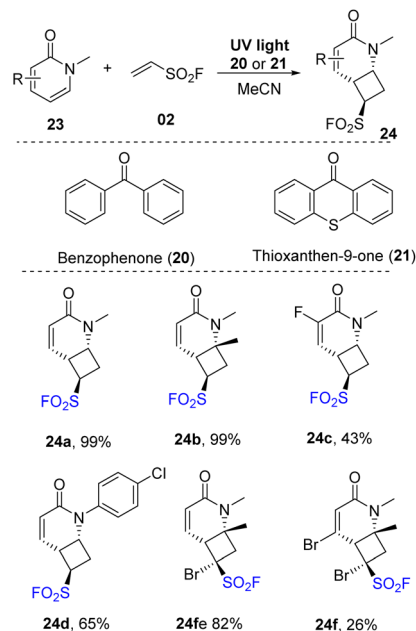


Scheme 5 A possible reaction pathway for radical fluorosulfonylation of olefins.

of  $\text{Ir}^{\text{III}}$  catalyst provided an excited  $^*\text{Ir}^{\text{III}}$ , which participated in the single-electron transfer process with chlorosulfonyl fluoride **12** to form  $\text{FSO}_2$  radical **15** and  $\text{Ir}^{\text{IV}}$ .  $\text{FSO}_2$  radical **15** reacted with alkene **11** to make a new radical at C-center **16**. The C-center radical **16** underwent a single electron transfer (SET) process with  $\text{Ir}^{\text{IV}}$  to return  $\text{Ir}^{\text{III}}$ , generating the C-center cation **17**, which lost a proton to the  $\text{Cl}^-$  anion to form the product **14**. In another pathway, the C-center radical **16** reacted directly with chlorosulfonyl fluoride **12** to form chloride intermediate **18**, which then released an HCl molecule to form the target product **14**.

In 2020, Qin and co-workers described the synthesis of cyclobutanes containing pyridinyl and sulfonyl fluoride groups.<sup>76</sup> In their study, [2 + 2] photocycloaddition reactions were conducted in the presence of isoquinolones or pyridones as pyridinyl substrates and ethenesulfonyl fluoride as a  $\text{SO}_2\text{F}$  source in MeCN under irradiation of UV light. In specific cases, benzophenone or thioxanthen-9-one was used as a photocatalyst (Scheme 6). For derivatives of isoquinolones, both naked and substituent carrier substrates were successfully employed to give the corresponding products with good yields. In the reactions, the reaction efficiencies were not significantly affected by substituents including electron-withdrawing and electron-donating groups in different positions (**22a–22c**) on the aromatic ring. A substrate with a 4-cyano functional group was transformed to the desired sulfonyl fluoride **22d** with 33% yield. Additionally, *N*-substituted isoquinolone and quinolone substrates were tolerated with this method to afford the products (**22e**, **22f**) in high yields (60–80%). Notably, while almost products were provided as single isomers, several products were formed with diastereomeric ratio from 20 : 1 to 10 : 1.

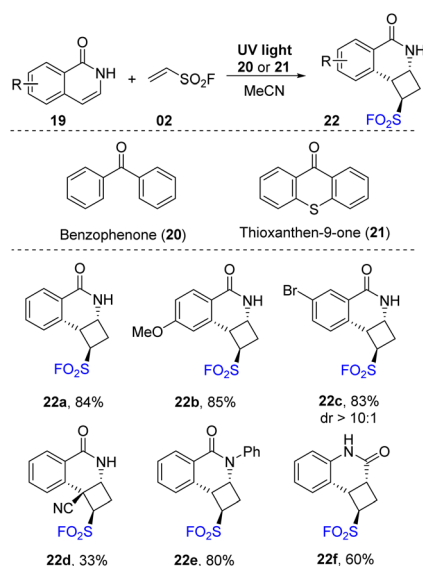
Pyridones, which have skeletons similar to isoquinolones, were investigated for this protocol (Scheme 7). Most pyridone derivatives with electron-donating groups underwent this process to form products (**24a**, **24b**) with outstanding yields (up



Scheme 7 [2 + 2] Photocycloaddition reaction of pyridones for assembly of cyclobutanes bearing both pyridinyl and sulfonyl fluoride functionalities.

to 99%). Reaction with substrates bearing electron-withdrawing groups provided the corresponding products (**24c**) with lower yields. Several *N*-substituents were tolerated in the reaction to generate the desired sulfonyl fluoride **24d**. 1-Bromoethene-1-sulfonyl fluoride (instead of vinyl sulfonyl fluoride) was used in this [2 + 2] cycloaddition reaction, and most of the reactions were smoothly carried out to provide the corresponding cycloaddition products (**24e**, **24f**).

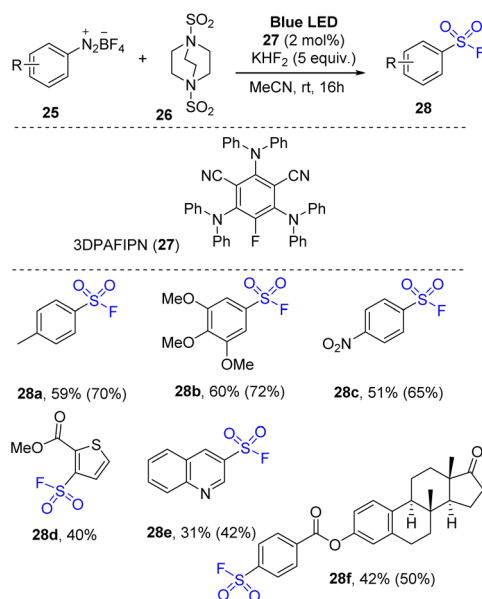
Aryl diazonium salts were employed for organo-photoredox reaction to synthesize arylsulfonyl fluorides by Tlili and co-workers in 2021.<sup>77</sup> The reactions were conducted through a one-pot multicomponent reaction using arylazo tetrafluoroborate salts as a starting material, DABSO as a sulfonyl substrate,  $\text{KHF}_2$  as a fluoride source, and 3DPAFIPN as a photocatalyst in MeCN under irradiation of a blue LED at room temperature (Scheme 8). Various arylazo derivatives were successfully employed for the reaction to provide the products. Photoreactions of arene substrate with electron-donating groups were performed, and the desired arylsulfonyl fluorides (e.g., methyl-substituted arylsulfonyl fluorides (**28a**)) were obtained with moderate yield. The trimethoxyphenyl substitute product (**28b**) was obtained with 60% yield, suggesting that steric hindrance did not significantly affect the reaction outcome. Additionally, the electron-poor substitute substrates (e.g., nitro derivatives) were converted to the corresponding products (**28c**). Heterocyclic substrates were tolerated in the reaction to afford the desired sulfonyl fluorides (**28d** and **28e**). To evaluate potential application of the reaction, a complex molecular architecture (compound **28f**) was tested and successfully yielded the target products in a moderate yield.



Scheme 6 [2 + 2] Photocycloaddition reaction of isoquinolones for assembly of cyclobutanes bearing both pyridinyl and sulfonyl fluoride functionalities.



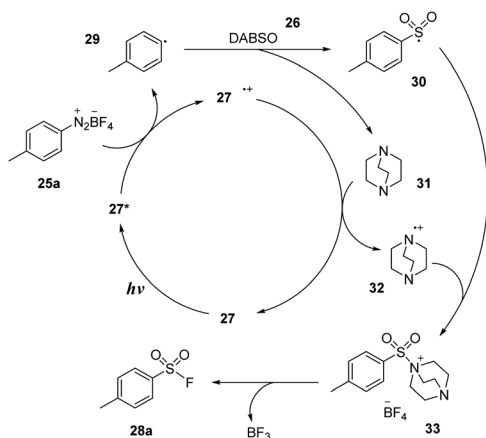




Scheme 8 Synthesis to arylsulfonyl fluorides using aryldiazonium salts.

A plausible mechanism was proposed based on EPR spectroscopy as well as DFT calculations as shown in Scheme 9. Photocatalyst **27** was excited and transformed to  $27^*$ , which reduced diazonium salt **25a** through the SET process to generate aryl radical **29** and  $(27^{++})$  cation radical. Aryl radical **29** reacted with DABSO **26** to form aryl sulfonyl radical **30** and DABCO **31**. Then, DABCO **31** interacted with  $(27^{++})$  cation radical to return the ground state photocatalyst **27** and  $(\text{DABCO}^+)$  anion radical **32**. Anion radical **32** combined with sulfonyl radical **30** to provide intermediate salt **33**. Finally, a nucleophilic fluorine attack generated the desired product **28a** and reformed DABCO **31** and  $\text{BF}_3$ .

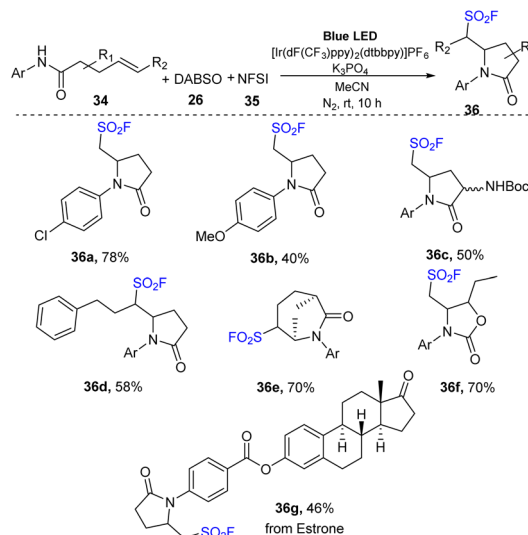
Direct attack on double bonding of alkenes is a useful and effective strategy for affording complex and diverse products. In 2021, Weng and co-workers reported a multi-component



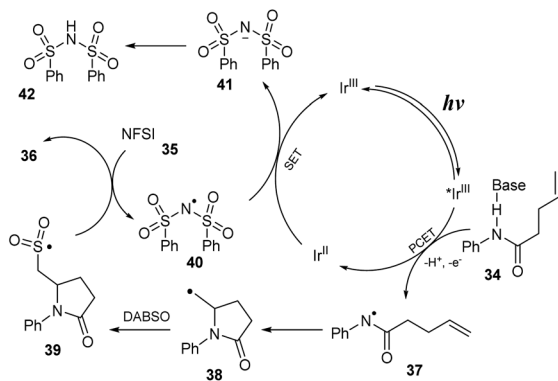
Scheme 9 Proposed mechanism for synthesis of arylsulfonyl fluorides.

reaction to yield an amino-fluoro sulfonyl structure by combining a proton-coupled electron transfer (PCET) process and a radical relay process (Scheme 10).<sup>78</sup> In this method, *N*-aryl pent-4-enamides were reacted with DABSO and NSFI in the presence of  $[\text{Ir}(\text{dF}(\text{CF}_3)\text{ppy})_2(\text{dtbbpy})]\text{PF}_6$  as a photocatalyst and  $\text{K}_3\text{PO}_4$  as a base in MeCN under irradiation of a blue LED at room temperature. Reaction of substrates with electron-withdrawing groups at the *p*-position of the *N*-aryl groups smoothly provided the corresponding product **36a**, and substrates with electron-donating groups were transformed to sulfonyl fluoride **36b** with lower yield. Products bearing an *N*-heteroaryl amide moiety were prepared with high yields. Reactions of substrates with various substituents at the double bond of olefins were also investigated. Terminal olefin substrates with different substituents such as benzyl or amino groups with protecting groups as well as nonterminal olefin substrates were smoothly converted to the corresponding sulfonyl fluoride products (**36c**, **36d**) in good yields. This reaction of compounds containing an endocyclic double bond proceeded smoothly to afford complexes with fused polycyclic structures (**36e**). In addition, substrates from drugs or natural compounds were well transformed to target sulfonyl fluoride products including sulfamethazine, an antibacterial agent, and estrone derivative (**36f**, **36g**).

A proposed mechanism of this reaction is shown in Scheme 11. The excited  $^*\text{Ir}^{\text{III}}$  was formed from ground state  $\text{Ir}^{\text{III}}$  under visible light irradiation. Then, it underwent a proton-coupled electron transfer (PCET) process with substrate **34** to provide *N*-central radical **37** and  $\text{Ir}^{\text{II}}$ . Next, radical **37** participated in closing the 5-sided ring to generate C-central radical **38**, which further reacted with DABSO to provide sulfonyl radical **39**. In the final step, sulfonyl radical **39** captured  $\text{F}^-$  anion from NSFI to afford the product **36** and  $(\text{PhSO}_2)_2\text{N}$  radical **40** that interacted with  $\text{Ir}^{\text{II}}$  to return  $\text{Ir}^{\text{III}}$  and  $(\text{PhSO}_2)_2\text{N}^-$  anion **41**. After that,



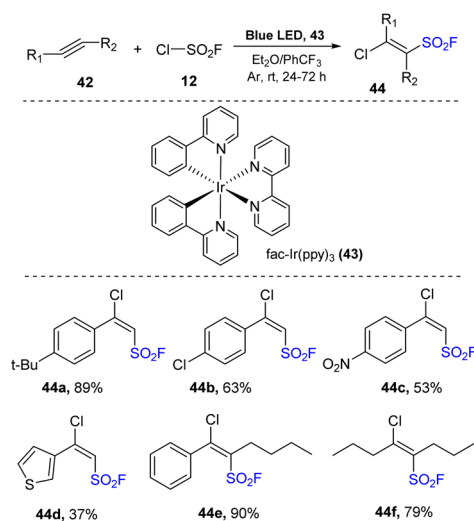
Scheme 10 Aminofluorosulfonylation of unactivated alkenes by merging photocatalytic PCET activation.



Scheme 11 Proposed mechanism of the three-component amino-fluorosulfonylation reaction.

(PhSO<sub>2</sub>)<sub>2</sub>N anion **41** received a proton to produce (PhSO<sub>2</sub>)<sub>2</sub>NH as a byproduct.

On previous study, FSO<sub>2</sub>Cl has been shown to be an efficient FCO<sub>2</sub> radical source for organic synthesis.<sup>75</sup> With same strategy, Liao and co-workers developed of the synthesis of  $\beta$ -chloro alkenyl sulfonyl fluorides (BCASF) as novel sulfonyl fluoride hubs by using FSO<sub>2</sub>Cl in 2021.<sup>79</sup> Diverse BCASFs were prepared *via* treatment of alkynes with FSO<sub>2</sub>Cl in the presence of *fac*-Ir(ppy)<sub>3</sub> as a photocatalyst in a mixture of Et<sub>2</sub>O and PhCF<sub>3</sub> under irradiation of blue LEDs at room temperature for 24 to 72 hours (Scheme 12). Alkenyl sulfonyl fluoride products containing various functional groups including electron-donating **44a** and halide **44b** groups on benzene rings were generated in moderate to good yields using the method. Substrates bearing electron-withdrawing groups were smoothly transformed into the products **44c** because of the strong electrophilicity of FSO<sub>2</sub> radicals. When a heterocyclic substrate was employed, target sulfonyl fluoride **44d** was prepared in 37% yield. Additionally, internal alkynes easily underwent this process to form the desired alkenyl sulfonyl fluorides **44e** in 90% yield. This protocol was



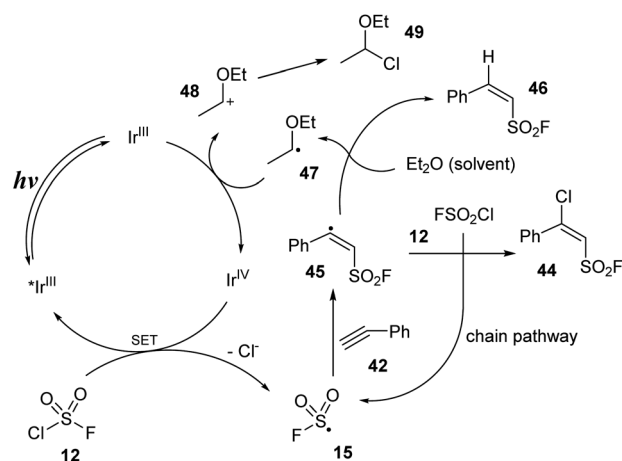
Scheme 12 Chloro-fluorosulfonylation of alkynes.

successfully applied to reactions of aliphatic alkynes to generate the corresponding products **44f** (79%).

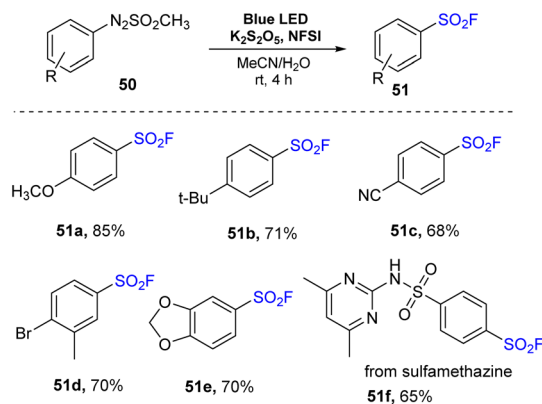
A proposed mechanism for this method is illustrated in Scheme 13. Under irradiation of blue LEDs, iridium catalyst Ir<sup>III</sup> was excited to the \*Ir<sup>III</sup> state. A single-electron transfer (SET) process between the excited iridium \*Ir<sup>III</sup> and FSO<sub>2</sub>Cl **12** was conducted to provide FSO<sub>2</sub> radical **15**, chloride anion Cl<sup>-</sup>, and Ir<sup>IV</sup>. FSO<sub>2</sub> radical **15** attacked the triple bond of alkyne **42** to generate radical **45**. This radical received one chloride atom from FSO<sub>2</sub>Cl **12** to form desired product **44** and recovered FSO<sub>2</sub> radical **15**. Radical **45** was also involved in the hydrogen-atom transfer (HAT) process with Et<sub>2</sub>O to give byproduct **46** and intermediate **47**, which further transferred one electron to iridium catalyst Ir<sup>IV</sup> to give the iridium catalyst at ground-state Ir<sup>III</sup> and cation **48**. **48** reacted with chloride anion Cl<sup>-</sup> to form byproduct **49**.

In 2022, Kim and co-workers performed a novel sulfonyl-fluorination from arylazo sulfones.<sup>80</sup> In this method, arylazo sulfones were reacted with K<sub>2</sub>S<sub>2</sub>O<sub>5</sub> and NSFI in a mixture of MeCN and H<sub>2</sub>O under irradiation of visible light at room temperature without any photocatalyst to prepare sulfonyl fluorides (Scheme 14). Reactions of naked arylazo sulfones as well as substrates bearing electron-donating groups such as methoxy and *tert*-butyl groups were readily carried out to give the corresponding products (**51a** and **51b**) with high yields. Substrates bearing electron-withdrawing groups at the *p*-position were also utilized to give the desired sulfonyl fluoride **51c**. Using this process, substrates containing various functional groups such as di-substitutes and heterocycles were smoothly converted to the target products (**51d** and **51e**) in good yields. When the arylazo sulfone created from the antibacterial medication sulfamethazine was employed in the reaction, the desired sulfonyl fluoride **51f** was obtained with 65% yield.

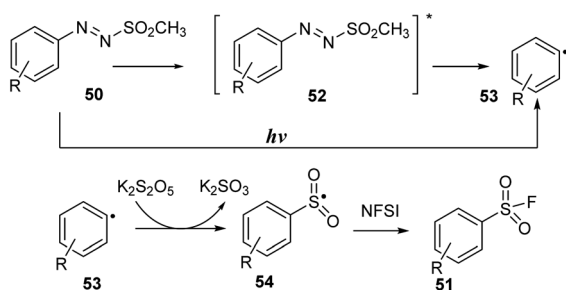
A possible reaction mechanism is shown in Scheme 15. Homolytic cleavage of the N-S bond of arylazo sulfone **50** by irradiation of visible light gave aryl radical **53**. Then, aryl radical **53** was reacted with K<sub>2</sub>S<sub>2</sub>O<sub>5</sub>, an SO<sub>2</sub> source agent, to create



Scheme 13 A possible reaction pathway for chloro-fluorosulfonyl difunctionalization of alkynes.



Scheme 14 Visible-light-mediated sulfonylfluorination of arylazo sulfones.

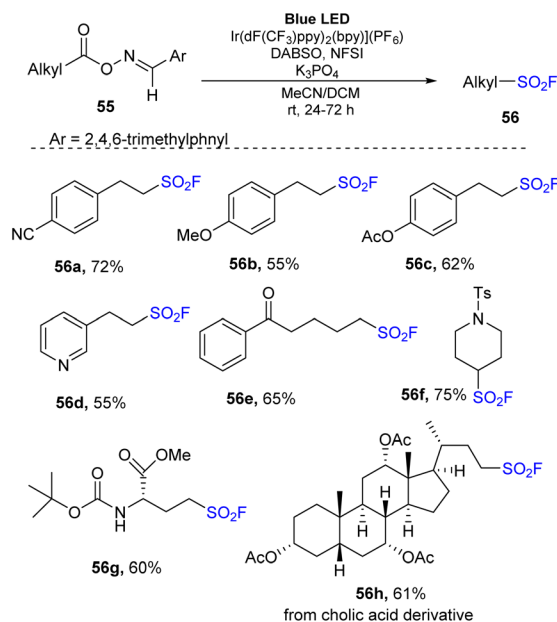


Scheme 15 Proposed mechanism for synthesis of aryl sulfonyl fluorides.

arylsulfonyl radical **54**. A fluorine atom transfer from NFSI to aryl sulfonyl radical **54** afforded aryl sulfonyl fluoride **51**.

In 2022, Weng and co-workers carried out decarboxylative fluorosulfonylation of aldoxime esters of aliphatic carboxylic acid.<sup>81</sup> Aldoxime esters were reacted with DABSO and NFSI in the presence of  $\text{Ir}(\text{dF}(\text{CF}_3)\text{ppy})_2(\text{bpy})[(\text{PF}_6)]$  as a photocatalyst and  $\text{K}_3\text{PO}_4$  as a base in a mixture of MeCN and  $\text{CH}_2\text{Cl}_2$  under irradiation of a blue LED at room temperature for 24 h (Scheme 16). Oxime esters generated from 3-aryl propionic acids bearing electron-donating groups or electron-withdrawing groups were tolerated in the reaction, and they were unaffected by the process, generating the desired product **56c**. Using the reaction, oxime esters of heteroaryl, benzoyl, and secondary carboxylic acids were smoothly transformed to the corresponding sulfonyl fluorides (**56d**, **56e**, and **56f**) in 55–75% yields. Reaction using oxime ester generated for amino acid **56g** readily yielded the target product in 60% yield. Oxime esters of cholic acid delivered the corresponding sulfonyl fluoride **56h** with 66% yield.

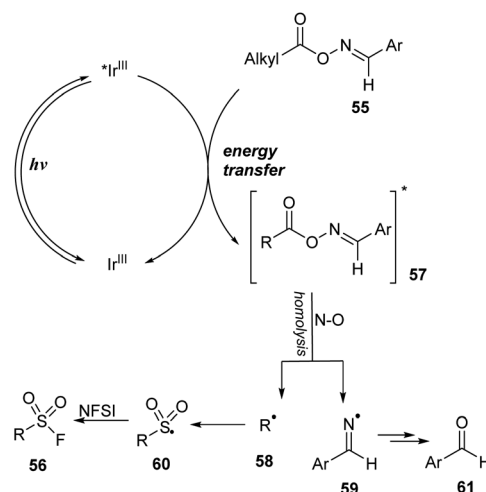
A mechanism for this method was proposed as shown in Scheme 17. Photocatalyst  $\text{Ir}^{\text{III}}$  was excited to  $^*\text{Ir}^{\text{III}}$  under irradiation of a blue LED. Then, it underwent the energy transfer process with oxime ester substrate **55** to form the excited oxime ester **57** and the ground state  $\text{Ir}^{\text{III}}$ . In the excited state, the oxime



Scheme 16 Decarboxylative fluorosulfonylation with oxime esters of carboxylic acids.

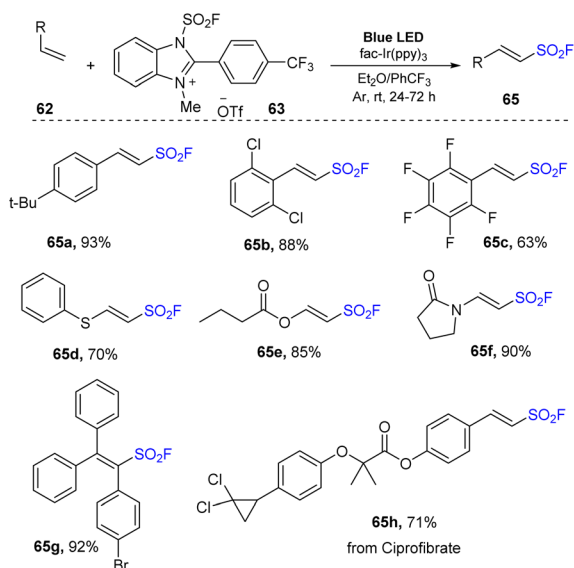
ester **57** was rapidly decomposed by homo-cleavage of an N–O bond to generate alkyl radical **58** and iminyl radical **59**. Alkyl radical **58** further received a  $\text{SO}_2$  molecule and F atom, respectively, from DABSO and NFSI to form the target product **56**.

In 2022, Liao and co-workers reported fluorosulfonylation of alkenes using 1-fluorosulfonyl 2-aryl benzoimidazolium triflate (FABI) salts that gave a  $\text{SO}_2\text{F}$  group as a radical (Scheme 18).<sup>82</sup> Reactions between olefins and FABI salts were conducted in the presence of  $\text{fac-Ir}(\text{ppy})_3$  as a photocatalyst in 1,4-dioxane under irradiation of blue LED at room temperature for 12 hours. Regardless of the amount, type, and position of the substituents attached to the benzene ring, alkene substrates were readily converted to the corresponding products (**65a–65c**) with good to



Scheme 17 Plausible mechanism for decarboxylative fluorosulfonylation with oxime esters of carboxylic acids.



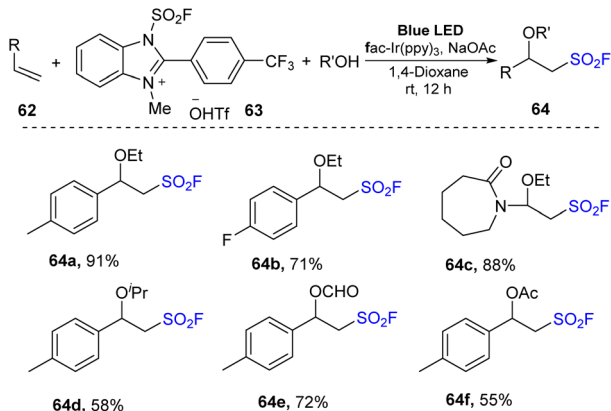


Scheme 18 Radical fluorosulfonylation of multi-substituted olefins and natural products.

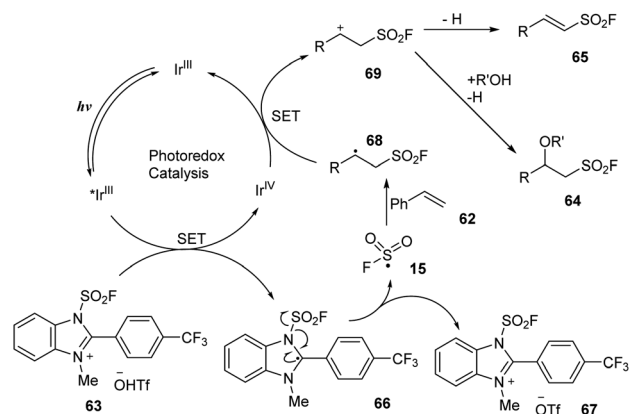
excellent yields. However, because of their lower oxidation potential, aliphatic alkene reactions provided the desired products with less efficiency than that of styrene derivatives. This method worked well with electron-rich olefins to produce vinyl sulfonyl fluorides that were *O*- (66e) or *N*-substituted (66f). Using the reaction, multi-substituted products including cyclic, di- and tri-substituted vinyl sulfonyl fluorides (66g) were smoothly obtained in good yields.

In an extensive study, alkoxy-fluorosulfonyl difunctionalization reactions of olefins were conducted in the presence of alcohols as nucleophiles (Scheme 19). Most styrene derivatives and electron-rich olefins were reacted with alcohols such as methanol and isopropanol to deliver the desired products (64a–64f) in moderate to good yields.

A proposed mechanism of this reaction is shown in Scheme 20. Photocatalyst Ir<sup>III</sup> was excited under irradiation of visible light and underwent a SET process with FABI salt 63 to create



Scheme 19 Radical fluorosulfonylation of terminal olefins and electron-rich alkenes.



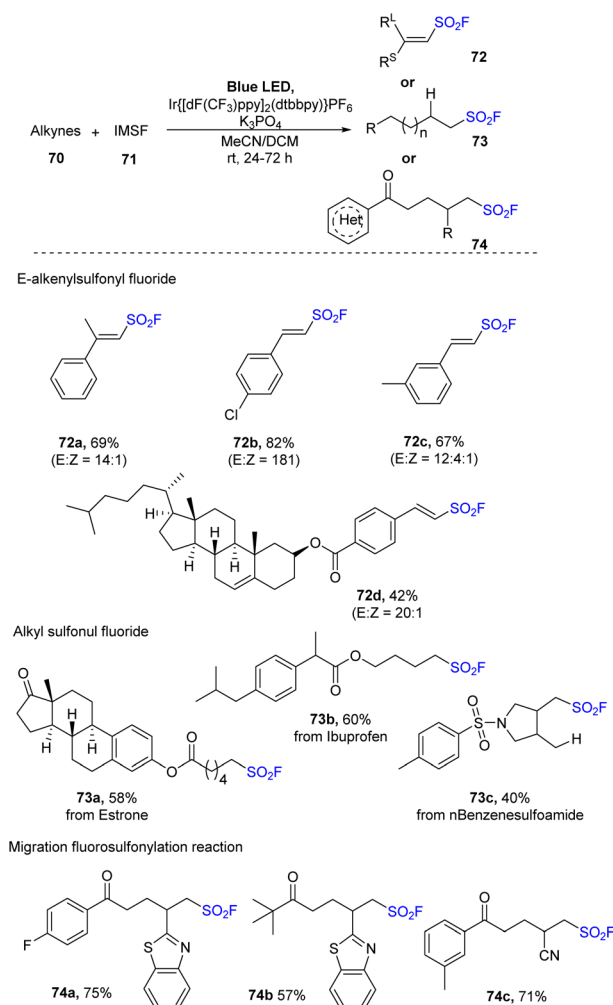
Scheme 20 Possible reaction mechanism for radical fluorosulfonylation using FABI.

Ir<sup>IV</sup> and compound 66. After receiving one electron, 66 participated in homo-cleavage of the N–S bond to form FSO<sub>2</sub> radical 15, which attacked olefin 62 to form intermediate radical 68. Oxidation of 68 by Ir<sup>IV</sup> afforded cationic species Ir<sup>III</sup> and intermediate 69, which was deprotonated to give 65, while reaction of 69 with alcohols (R'OH) afforded the target product 64.

Wang and co-workers developed a fluorosulfonate cationic salt reagent with the goal of discovering efficient and stable reagents for generation of FSO<sub>2</sub> radical, and they applied it for fluorosulfonylation of unsaturated hydrocarbons in 2022.<sup>83</sup> In this study, benzimidazolium sulfonates salts (IMSF) were reacted with olefins as starting materials in the presence of 4CzIPN or Ir[[dF(CF<sub>3</sub>)ppy]<sub>2</sub>(dtbbpy)]PF<sub>6</sub> as a photocatalyst and KH<sub>2</sub>PO<sub>4</sub> under blue LED irradiation at room temperature (Scheme 21). Using the reaction, terminal alkene with di-substitutes was transformed into the corresponding product 72a in moderate yield with high stereoselectivity. Reactions using styrene derivatives with poor- and rich-electron rings afforded the desired products (72b, 72c) in 82–67% yields. Cholesterol derivative was readily converted to the target alkenyl sulfonyl fluoride 72d in moderate yield. Various substrates were successfully used in radical hydrofluorosulfonylation to generate alkyl sulfonyl fluorides. For example, derivatives of estrogen, ibuprofen, and benzenesulfonamide were well tolerated to afford the desired products (73a–73c) in 40–60% yields. This strategy was also applied for radical migration fluorosulfonylation using unsaturated tertiary alcohol as substrates. A variety of tertiary alcohols containing functional groups including (hetero)aryl groups, linear, or cyclic alkyl groups smoothly underwent this process to give the corresponding ketones (74a–74c) with good yields.

Another study using redox-active *N*-hydroxyphthalimide (NHPI) esters of aliphatic carboxylic acid as precursors for synthesis of sulfonyl fluoride was reported by Nie and co-workers in 2022.<sup>84</sup> Instead of direct utilization of SO<sub>2</sub>F from vinyl sulfonyl fluoride as in the previously reported method,<sup>73</sup> multicomponent reactions between NPHI ester, DABSO, and NSFI in the presence of Ir[[dF(CF<sub>3</sub>)ppy]<sub>2</sub>(dtbbpy)]PF<sub>6</sub> as a photocatalyst and DIPEA as a reductant under blue LED in *i*PrOHs at

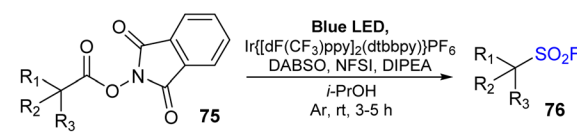




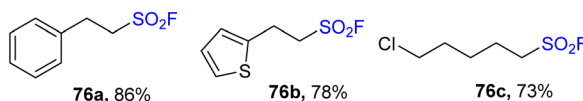
Scheme 21 Radical alkenylsulfonyl fluoride reaction.

room temperature were carried out to give sulfonyl fluorides (Scheme 22). Various NHPI esters of carboxylic acids including primary, secondary, and tertiary derivatives were successfully employed for fluorosulfonylation. Primary carboxylic acids bearing different functional groups such as phenyl, thienyl, and chloride groups were well tolerated with the reaction to give the corresponding products (**76a–76c**). Secondary acids with dihydro-indene, cyclohexene, and  $\alpha$ -methyl benzyl derivatives were readily transformed into the desired products (**76d–76f**) in high yields. One benefit of this approach is the direct conversion of tertiary substrates to the corresponding alkyl sulfonyl fluorides (**76g**, **76h**) with high yields. Notably, fluorosulfonylation of drug was successfully achieved to give the target product **76i** under mild conditions.

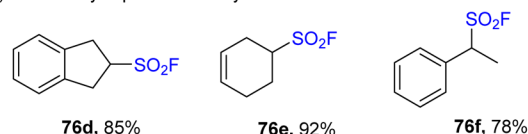
A proposed mechanism of this reaction is shown in Scheme 23. Blue LED excited photocatalyst  $\text{Ir}^{\text{III}}$  to active  $^*\text{Ir}^{\text{III}}$ , which was reduced by DIPEA **80** to form DIPEA $^{+\bullet}$  cation radical **81** and  $\text{Ir}^{\text{II}}$ . Then,  $\text{Ir}^{\text{II}}$  underwent the single-electron transfer (SET) process with NHPI ester **75** to generate NHPI $^{\bullet-}$  ester radical **77** and  $\text{Ir}^{\text{III}}$ . The radical **77** was self-decomposed to provide alkyl radical **78**,  $\text{CO}_2$  gas, and  $\text{NPhth}^-$  anion. The  $\text{NPhth}^-$  anion underwent



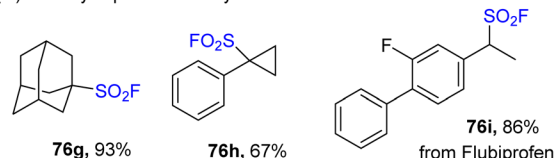
(A) Primary aliphatic carboxylic acid NHPI ester



(B) Secondary aliphatic carboxylic acid NHPI ester



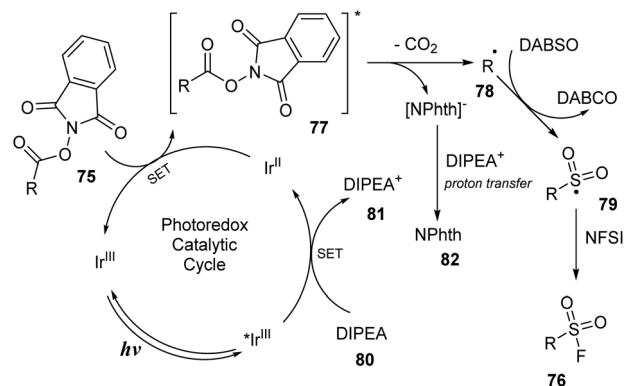
(C) Tertiary aliphatic carboxylic acid NHPI ester



Scheme 22 Synthesis of aliphatic sulfonyl fluorides via decarboxylative radical fluorosulfonylation.

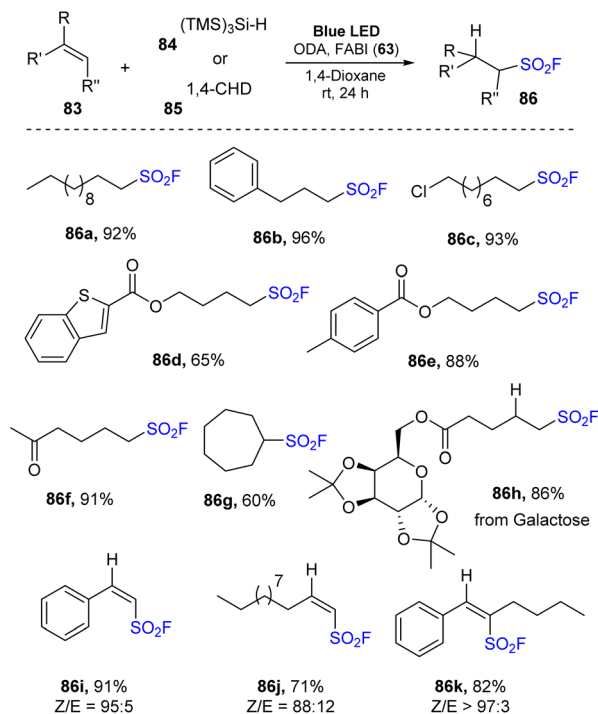
a proton transfer process with DIPEA $^{+\bullet}$  **81** to give  $\text{NPhth}^-$  **82**. The insertion of  $\text{SO}_2$  into **78** by reaction with DABSO followed by introduction of the F atom from NFSI led to final product **76**.

In 2022, Liao and co-workers employed benzimidazolium fluorosulfonate cationic salt to generate fluorosulfonyl radical precursors in radical hydro-fluorosulfonylation of unactivated alkenes (Scheme 24).<sup>85</sup> Alkyl sulfonyl fluoride products were obtained via reaction of alkenes with 1-fluorosulfonyl 2-aryl benzoimidazolium (FABI) triflates in the presence of cyclohexa-1,4-hexadiene (or  $\text{TMS}_3\text{SiH}$ ) as a hydrogen donor and oxygen-doped anthanthrene (ODA) as a photocatalyst in 1,4-dioxane under irradiation of blue LEDs at room temperature for 24 hours. Using this method, both linear and cyclic unactivated alkenes were transformed into the corresponding products with



Scheme 23 Possible mechanism of visible light-mediated decarboxylative radical fluorosulfonylation.

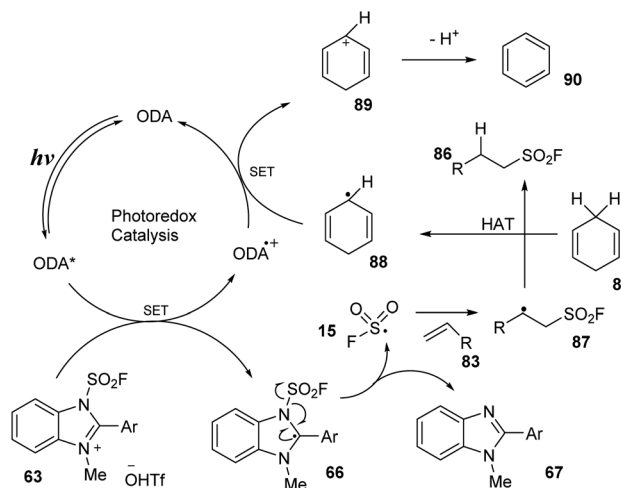




Scheme 24 Radical hydro-fluorosulfonylation of alkenes.

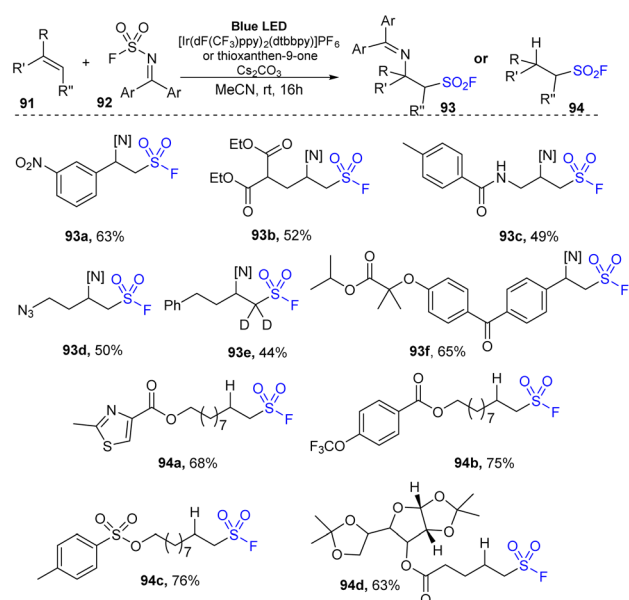
high yields. Alkenes containing functional groups including halides, esters, heteroaryl, tosylate, and ketones were tolerated with this method, generating the target products (**86a–86f**) in 65–96% yield. Moreover, the hydrofluoro-sulfonylation process employing cyclic olefin was easily carried out to produce the corresponding sulfonyl fluoride (**86g**). Diverse derivatives of natural products, peptides, and drugs were subjected to the standard reaction conditions to afford the corresponding product **86h** in good yield, suggesting that this method has potential in chemical biology and drug discovery. The scope of the protocol was extended to radical hydro-fluorosulfonylation of alkynes to synthesize valuable alkenyl sulfonyl fluorides. Terminal alkynes with various groups such as (hetero)aryl alkynes or alkyl alkynes were readily tolerated with this method to provide the corresponding alkenyl sulfonyl fluorides (**86i**, **86j**). Reaction of internal alkyne produced the product (**86k**) in 82% with high Z-selectivity ( $Z/E = 97:3$ ).

A proposed mechanism of this radical hydro-fluorosulfonylation is shown in Scheme 25. Blue LED light excited photocatalyst ODA to the ODA\* state, which then underwent SET with benzimidazolium fluorosulfonate salt **63** to form intermediate **66** and ODA<sup>++</sup>. Intermediate **66** was rapidly decomposed to FSO<sub>2</sub> radical **15** and compound **67**. The FSO<sub>2</sub> radical **15** reacted with alkene substrate **83** to generate intermediate **87**, which underwent hydrogen atom transfer with cyclohexa-1,4-diene (CHD) **85** to provide desired product **86** and radical **88**. Another SET process was carried out between radical **88** and ODA<sup>++</sup> to give cation CHD<sup>+</sup> **89** and returned ground state catalyst ODA. Cation CHD<sup>+</sup> **89** released one proton to form benzene.



Scheme 25 Proposed mechanism for radical hydro-fluorosulfonylation of alkenes.

Recently, Glorious and co-workers developed a novel method to synthesize  $\beta$ -amino sulfonyl fluorides through addition of both amine and SO<sub>2</sub>F groups into alkenes using (diphenylmethylene)sulfamoyl fluoride as a novel reagent for imino-fluorosulfonylation (Scheme 26).<sup>86</sup> Reactions were carried out in a single step by treatment of alkenes with (diphenylmethylene)sulfamoyl fluoride in the presence of thioxanthone as a photocatalyst in DMC under blue LED irradiation at room temperature for 24 hours. Styrenes containing various functional groups were tolerated with this process to give the corresponding di-substitutes product **93a** in good yield. Using the method, terminal alkenes with malonate diester and amine groups were readily transformed into sulfonyl fluorides (**93b**,



Scheme 26 Imino-fluorosulfonylation and hydro-fluorosulfonylation from alkenes.



**93c**). Straight chain alkene bearing azide group was also tested and afforded the corresponding product **93d** in 50% yield. Reaction of deuterium-alkene also generated the sulfonyl fluoride product **93e** in moderate yield. Radical hydro-fluorosulfonylation reactions were conducted with modified reaction conditions using  $[\text{Ir}(\text{dF}(\text{CF}_3)\text{ppy})_2(\text{dtbbpy})]\text{PF}_6$  as a photocatalyst and 2,4,6-triisopropylbenzenethiol (TripSH) as a hydrogen atom donor. In the process, straight-chain alkenes bearing heteroarene, sulfonate ester, and trifluoromethoxy groups were smoothly transformed into the desired alkyl sulfonyl fluorides (**94a–94c**) in 68–76% yields. Some alkenes derived from natural products or drugs were successfully used in this method, giving the corresponding products with good yield (**94d**).

A proposed mechanism of this method is illustrated in Scheme 27. Photocatalyst PC was excited by irradiation of blue LED light and interacted with substrate **92** ((diphenyl-methylene)sulfamoyl fluoride) to form triplet state intermediate **95** and regenerated the photocatalyst in the ground state. The N–S bond of intermediate **95** was broken to provide sulfonyl fluoride radical and iminyl radical **97**. The sulfonyl fluoride radical reacted with alkene **91** to generate alkyl sulfonyl fluoride radical **96**, which further reacted with iminyl radical **97** to generate  $\beta$ -amino sulfonyl fluoride **93**. In another pathway, the alkyl sulfonyl fluoride radical received a hydrogen atom from a donor to give aliphatic sulfonyl fluoride product **94**.

## 2.2. Visible light induced synthesis of sulfonic esters (S–O bond formation)

Sulfonic esters have been considered an important structure for many organic compounds and pharmaceuticals. Several non-visible-light-mediated reactions have been reported for synthesis of these compounds. However, studies of visible-light-mediated reactions have not widely been reported.

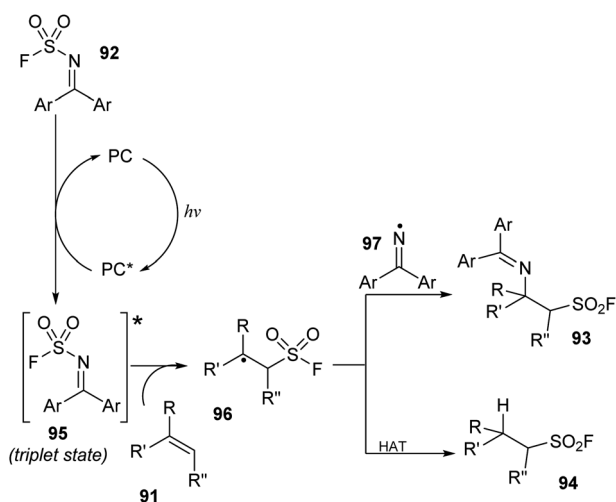
In 2022, Kim and co-workers developed a visible-light-mediated synthetic method for producing sulfonic esters from

aryldiazosulfones without a photocatalyst.<sup>87</sup> Reaction of arylazo sulfone salts with DABSO and alcohols was conducted through a one-pot reaction in  $\text{CH}_2\text{Cl}_2$  under visible-light irradiation at room temperature. Copper salt as a catalyst and a small amount of hydrochloric acid as an additive were employed to achieve the synthesis of sulfonic esters (Scheme 28). A wide range of arylazo sulfone derivatives bearing various substituents including electron-withdrawing and electron-donating groups was well tolerated in the reactions to give the corresponding products (**99a**, **99b**, and **99c**) with high yields. Aryldiazosulfones bearing two substituents and a heterocyclic group underwent this process to afford the product **99d** with 83% yield. Notably, the sulfamethazine moiety (used in drugs) was converted to sulfonic ester product **99i** with 49% yield. Various alcohols have been tested for this method, and straight chain alcohols, cyclic alcohols, and benzylic alcohols provided the desired products (**99e–99h**) with moderate yields.

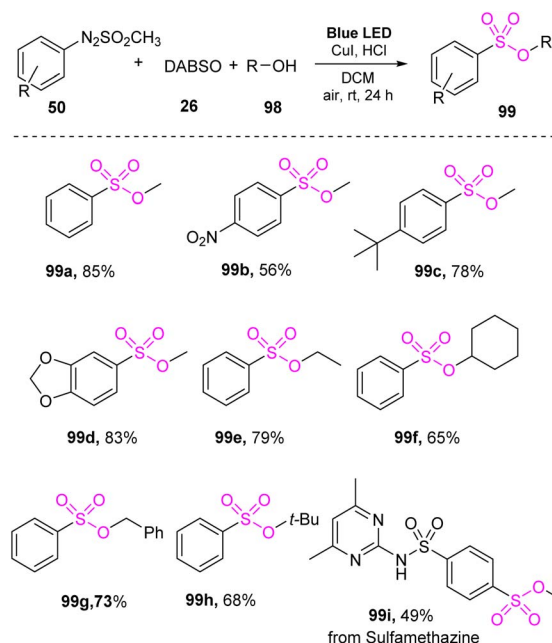
A plausible mechanism was proposed as shown in Scheme 29. Aryldiazosulfone salt **50** was decomposed under visible light irradiation to provide aryl radical **53**, methyl sulfonyl radical, and  $\text{N}_2$  gas. Aryl radical **53** was reacted with DABSO to generate aryl sulfonyl radical **100**, which interacted with the complex of copper salt and methanol to provide intermediate **102**. In the last step, intermediate **102** self-decomposed to form the final product **99** and copper I, which was oxidized by  $\text{O}_2$  in air or DABCO cation to return copper II.

## 2.3. Visible light induced synthesis of sulfonamides (S–N bond formation)

Sulfonamide compounds have been recognized as compounds with valuable biochemical properties, and they have been used in many fields, including drugs. Since photochemical reactions

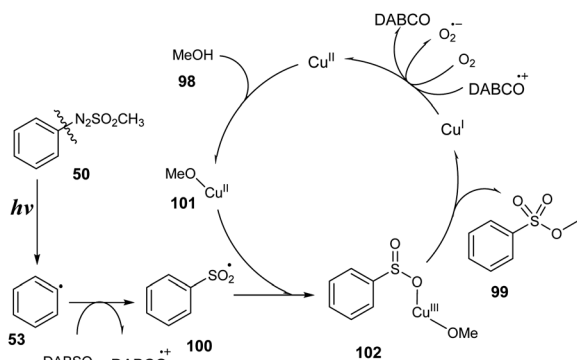


Scheme 27 A plausible reaction mechanism for imino-fluoro-sulfonylation and hydro-fluorosulfonylation from alkenes.



Scheme 28 Visible-light-induced synthesis of sulfonate esters from arylazo sulfones.

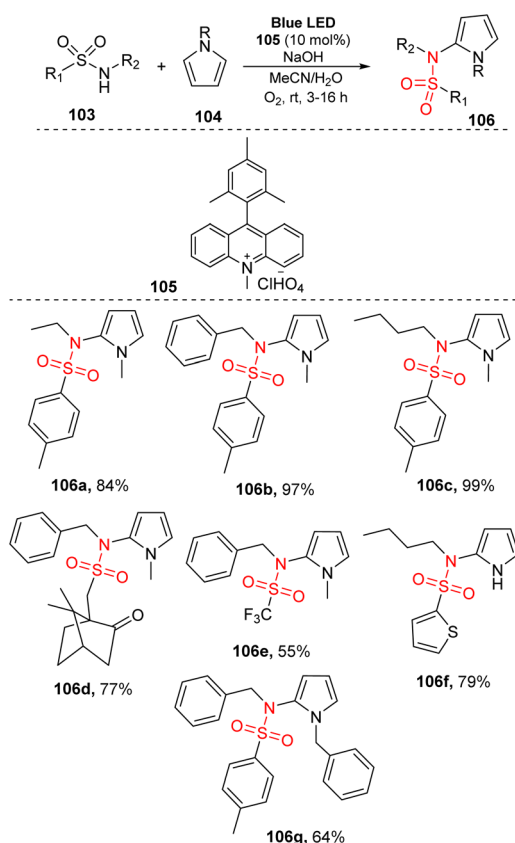




Scheme 29 Proposed reaction mechanism for visible-light-induced synthesis of sulfonic esters.

for the synthesis of sulfonamides were first reported in 2016, a series of photochemical reaction methods has been used to prepare sulfonamides.

In 2016, König and co-workers reported metal-free photoreaction C–H sulfonamidation of pyrroles under blue LED irradiation.<sup>88</sup> In their study, sulfonamides were reacted with *N*-substituted pyrroles in the presence of 9-mesityl-10-methylacridinium perchlorate as a photocatalyst, NaOH, and O<sub>2</sub> gas in a mixture of MeCN and H<sub>2</sub>O under irradiation of visible light at room temperature for 3 to 16 hours (Scheme 30).

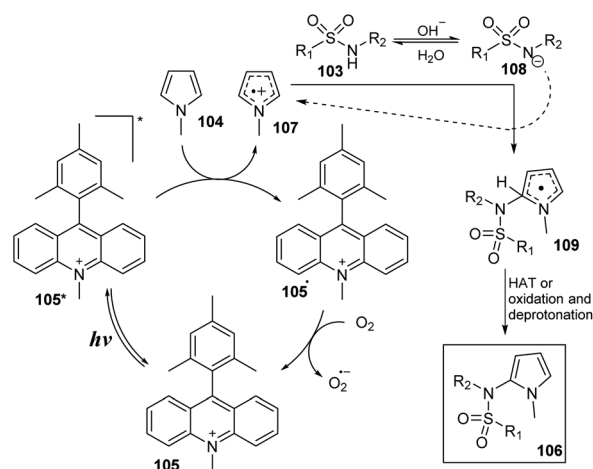


Scheme 30 Synthesis of *N*-(2-pyrrole)-sulfonamides from sulfonamides and pyrroles.

A series of sulfonamides containing various substitutes including *N*-alkyl and *N*-benzyl groups as well as *S*-alkyl and *S*-(hetero)aryl groups was readily reacted with *N*-Me-pyrrole to generate the corresponding products (**106a–106d**) in good yields. Reaction using a substrate with a benzyl-trifluoro sulfonamide group generated the desired product **106e** in moderate yield. A variety of pyrrole derivatives such as *N*-benzylpyrrole was well accommodated under the reaction conditions, affording the target sulfonamide products (**106f–106g**) with good yields.

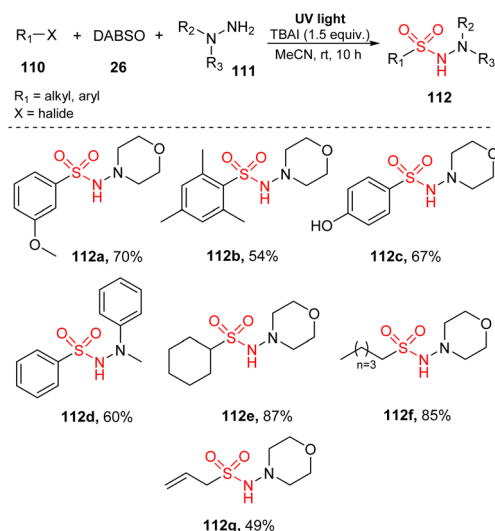
A mechanism was proposed as shown in Scheme 31. Under irradiation of blue LED, photocatalyst A was transferred to excited state **105\***. Compound **105\*** was readily reduced by *N*-methylpyrrole **104** to form photocatalyst radical **105'** and radical cation **107**. In a basic environment, sulfonamide **103** removed one proton to give anion **108**, which then reacted with radical cation **107** to generate radical **109**. This radical underwent the HAT process to provide the desired product **106**. The photocatalyst radical **105'** reacted with O<sub>2</sub> to regenerate photocatalyst **105** at ground state and anion radical O<sub>2</sub><sup>•−</sup>.

In 2016, Wu and co-workers reported a visible-light-induced reaction to synthesize *N*-aminosulfonamides through insertion of SO<sub>2</sub> into organic molecules.<sup>89</sup> This reaction was achieved *via* tricomponent reactions using aryl/alkyl halides, hydrazines as substrates, and DABSO in the presence of TBAI in MeCN under irradiation of a mercury lamp at room temperature for 10 hours (Scheme 32). This method tolerated all aryl bromide substrates with various substitutes including electron-withdrawing groups, electron-donating groups, and halide groups, regardless of position and number of substituents, to give the corresponding products (**112a, 112b**). Reaction of a substrate containing 4-hydroxy group provided the desired product **112c** in 67% yield. A variety of hydrazines was employed for this aminosulfonylation to produce the corresponding product **112d** in good yields. Additionally, desired products bearing alkyl groups such as cyclic alkyl **112e**, linear alkyl **112f**, and double bond **112g** were smoothly generated in moderate yields.



Scheme 31 Proposed catalytic cycle for synthesis of *N*-(2-pyrrole)-sulfonamides from sulfonamides and pyrroles.

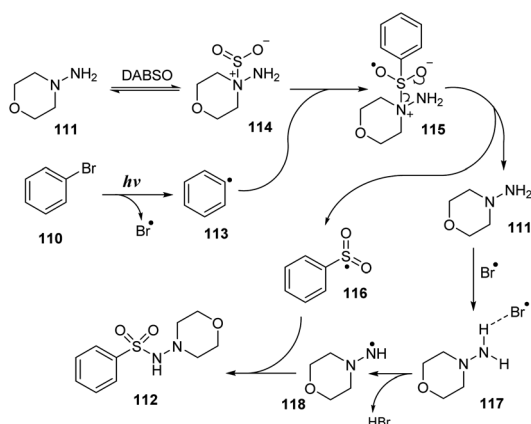




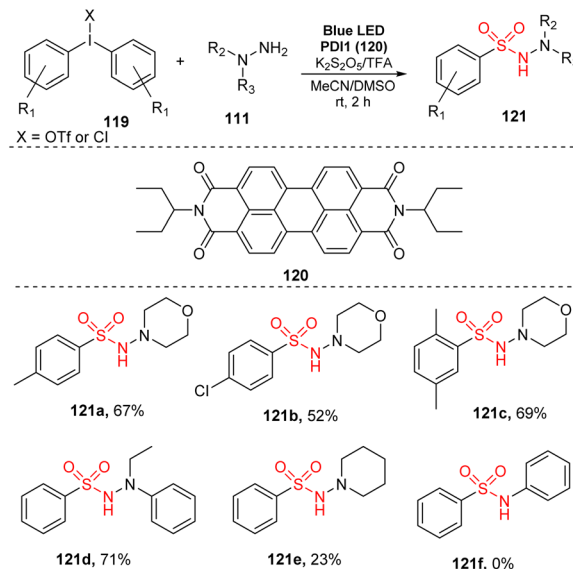
**Scheme 32** Photo-induced aminosulfonylation of aryl/alkyl halides, sulfur dioxide, and hydrazines.

A plausible mechanism was proposed as shown in Scheme 33. Interaction of hydrazine **111** with DABSO created the hydrazine-SO<sub>2</sub> complex **114**. At the same time, bromobenzene **110** underwent homologous cleavage of the C-Br bond under ultraviolet irradiation to give phenyl radical **113** and Br radical. Phenyl radical **113** then reacted with complex **114** to form intermediate **115**, which was readily decomposed to provide phenyl sulfonyl radical **116** and regenerated hydrazine **111**. Hydrazine **111** further reacted with Br radical to give intermediate **117**, and removal of HBr formed radical **118**. This radical reacted with phenyl sulfonyl radical **116** to provide the desired product **112**.

In 2017, Manolikakes and co-workers reported a three-component reaction of diaryliodonium salts, hydrazines, and K<sub>2</sub>S<sub>2</sub>O<sub>5</sub> to produce *N*-aminosulfonamides (Scheme 34).<sup>90</sup> The reactions were conducted in the presence of perylenediimide as a photocatalyst and TFA in a mixture of MeCN and DMSO under irradiation of a blue LED at room temperature for 2 hours.



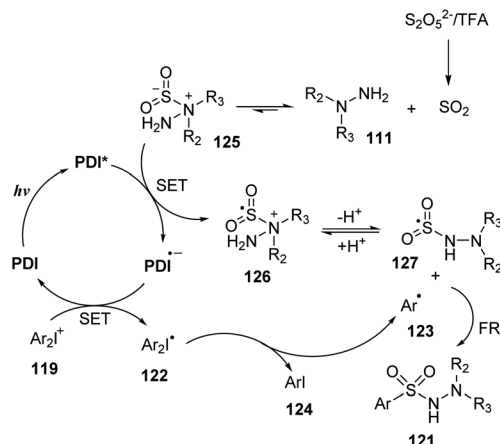
**Scheme 33** A plausible mechanism for photo-induced aminosulfonylation of aryl/alkyl halides, sulfur dioxide, and hydrazines.



**Scheme 34** Synthesis of *N*-aminosulfonamides using diaryliodonium salts, hydrazines and sulfur dioxide.

Reaction of diaryliodonium salts bearing various functional groups on aryl rings provided the corresponding aminosulfonamides (**121a**, **121b**) in moderate yields. Notably, changing the position and number of substituents had little effect on the reaction efficiency. For example, product **121c** with 2,5-dimethyl group was produced with 69% yield under standard reaction conditions. When hydrazines were used as substrates, the reaction gave the target aminosulfonylated product **121d** with good yield, while reaction of *N*-amino-piperidine afforded the corresponding product **121e** with only 23% yield. Aniline was not tolerated in this method.

A plausible mechanism for the aminosulfonylation proposed by Manolikakes and co-workers is shown in Scheme 35. Sulfur dioxide SO<sub>2</sub>, which was formed by reaction of bisulfite salt K<sub>2</sub>S<sub>2</sub>O<sub>5</sub> and TFA, interacted with hydrazine **111** to generate the stable hydrazine-sulfur dioxide **125**. At the same time, catalyst



**Scheme 35** Proposed mechanism of catalytic photoredox pathway for synthesis of *N*-aminosulfonamides using diaryliodonium salts.



PDI was excited by blue LED light and was transformed to photoexcited PDI\*, which underwent SET with compound **125** to provide radical cation **126** and reduced catalyst PDI<sup>•-</sup>. Removal of radical cation **126** formed sulfonyl radical **127**. The reduced catalyst PDI<sup>•-</sup> underwent another SET process with diaryliodonium salt **119** to give catalyst PDI and radical **122**, which further decomposed to form aryl iodine **124** and aryl radical **123**. This radical combined with sulfonyl radical **127** to generate final product **121**.

In 2017, Zhang and co-workers developed an aerobic oxidative reaction of trialkylamines with arenesulfonyl chlorides to produce sulfonamides without transition-metal catalyst.<sup>91</sup> In that study, aliphatic amines reacted with arenesulfonyl chlorides in the presence of eosin Y as a photocatalyst and K<sub>2</sub>SO<sub>4</sub> as a base in MeCN under irradiation of visible light at room temperature for 1 hour (Scheme 36). Sulfonyl chlorides with electron-donating groups, electron-withdrawing groups, and halide groups were well tolerated in this process, providing the corresponding sulfonamides (**131a–131c**) in 65–78% yields. Using the process, symmetrical tertiary amines with three alkyl groups (*e.g.*, tripropylamine and tributylamine) were smoothly converted to the desired products (**131d**, **131e**) in good yields. When asymmetric tertiary amines such as *N*-ethylmorpholine and diethyl(methyl)amine were employed, the target sulfonamides (**131f**, **131g**) were obtained in 65–72% yields.

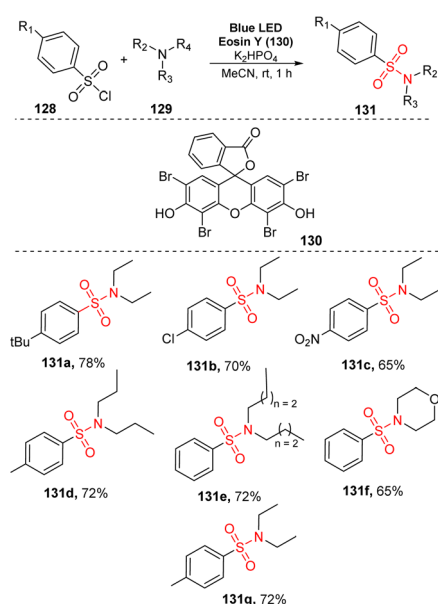
A proposed mechanism for this method is described in Scheme 37. Photocatalyst eosin Y (EY) was transferred to the excited state EY\* under irradiation with a blue LED. It was then reduced by triethylamine **129** to generate EY<sup>•-</sup> and a radical cation **132**. EY<sup>•-</sup> then underwent SET with O<sub>2</sub> (or **128**) to regenerate EY and form O<sub>2</sub><sup>•-</sup> (or sulfonyl radical **133**). At the same time, **128** reacted with O<sub>2</sub> to provide O<sub>2</sub><sup>•-</sup> and radical **133**. O<sub>2</sub><sup>•-</sup> captured one proton from radical cation **132** to give HO<sub>2</sub><sup>•-</sup>

and iminium cation **134**. Cation **134** was hydrolyzed by H<sub>2</sub>O and O<sub>2</sub> to produce amine **135**, which further reacted with sulfonyl radical **133** to provide the final product **131**.

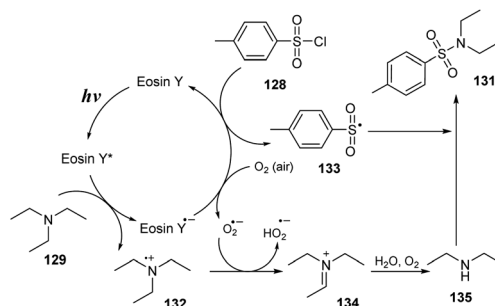
In 2017, Wu and co-workers reported vicinal difluoroalkylation and aminosulfonylation of alkynes *via* a four-component reaction.<sup>92</sup> Alkynes, ethyl 2-bromo-2,2-difluoroacetate, hydrazines as substrates, and DABCO·(SO<sub>2</sub>)<sub>2</sub> were used for the multicomponent reaction in the presence of 9-mes-10-methyl acridinium perchlorate as a photocatalyst in DMF under irradiation of a compact fluorescent light (CFL) at room temperature for 12 hours (Scheme 38). Using the process, aryl alkynes bearing substituents on the benzene ring (such as electron-donating groups, electron-withdrawing groups, and phenyl groups) were well transformed to the desired products (**138a**, **138b**) in 82–88% yields. The process tolerated substrates bearing sensitive functional groups, and amino-substituted product **138c** also was generated in high yield under the standard reaction condition. Heteroaryl-substituted substrate was tolerated with this process to provide product **138d** in 71% yield. Reactions using hydrazines were smoothly carried out to form the corresponding products (**135e**, **138f**).

A proposed mechanism for this method is described in Scheme 39. Mes-Acr<sup>+</sup> was excited by irradiation of blue LED light and was transferred to the Mes-Acr<sup>•+</sup>, which reacted with hydrazine **111** to afford radical **114** and Mes-Acr<sup>•+</sup><sub>red</sub>. At the same time, ethyl 2-bromo-2,2-difluoroacetate **137** combined with DABSO to form complex **140**, which further interacted with Mes-Acr<sup>•+</sup><sub>red</sub> to form a difluoroalkyl radical and the Mes-Acr<sup>•+</sup> ground state. The difluoroalkyl radical reacted with phenyl alkyne **136** to give alkenyl radical **141**. Hydrazine **111** would also react with DABSO to provide complex **139**, which combined with alkenyl radical **141** to give intermediate **142** that easily decomposed to produce radical **143** and regenerate hydrazine **111**. Intermediate **143** interacted with radical **144** to afford the final product **138**.

Aminosulfonylation of unactivated C(sp<sup>3</sup>)-H bonds without any metals or photocatalyst was developed by Wu and co-workers in 2017.<sup>93</sup> To carry out the photoreaction for insertion of SO<sub>2</sub>, *O*-aryl oxime derivatives were treated with DABSO in DMSO under irradiation of blue LED light at room temperature for 48 hours (Scheme 40). Using the protocol, a variety of *O*-aryl oximes was successfully transformed into the corresponding 1,2-thiazine 1,1-dioxides in good yields. Substrates with

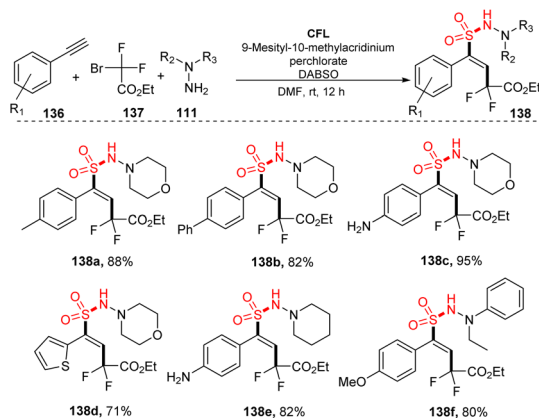


**Scheme 36** Synthesis of sulfonamides *via* reaction of aliphatic amines with arenesulfonyl chlorides in the presence of eosin Y.

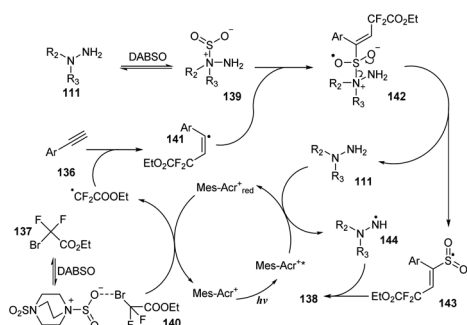


**Scheme 37** Proposed mechanism for synthesis of sulfonamides *via* reaction of aliphatic amines with arenesulfonyl chlorides.

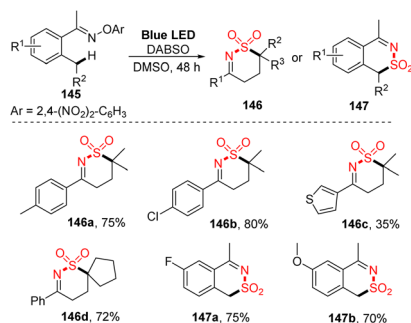




**Scheme 38** Visible-light-induced vicinal difluoroalkylation and aminosulfonylation of alkynes.

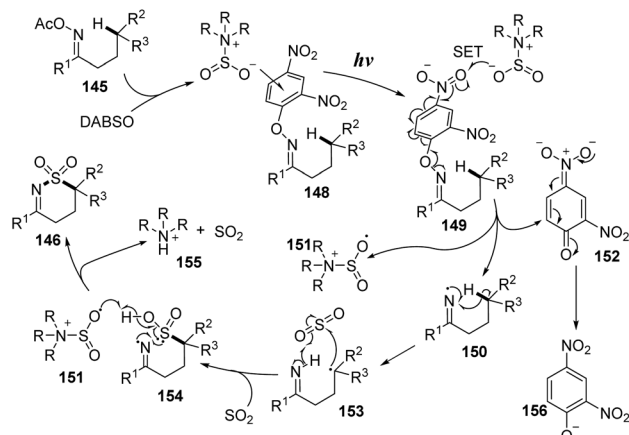


**Scheme 39** A plausible mechanism for visible-light-induced vicinal difluoroalkylation and aminosulfonylation of alkynes.



**Scheme 40** Visible-light-induced aminosulfonylation of an unactivated C(sp<sup>3</sup>)-H bond with sulfur dioxide.

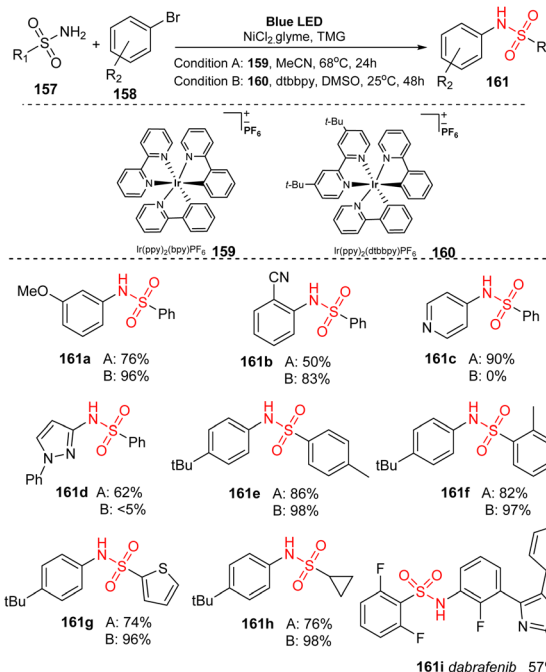
functional groups such as electron-withdrawing groups and electron-donating groups as well as heterocyclic groups were tolerated with the reaction to provide the desired products (**146a–146c**) in 35–80% yield. When substrates with a cycloalkyl group around the C(sp<sup>3</sup>)-H bond were used, the desired product (**146d**) was smoothly obtained in good yield. Reaction of substrates containing a benzylic carbon afforded various 1*H*-benzo[*d*][1,2]thiazine 2,2-dioxide products (**147a**, **147b**) in good yields.



**Scheme 41** Plausible mechanism for visible-light-induced amino-sulfonylation of an unactivated C(sp<sup>3</sup>)-H bond with sulfur dioxide.

A proposed mechanism of this method is illustrated in Scheme 41. The *O*-2,4-dinitrophenyl oxime **145** was reacted with DABSO to form photosensitive complex **148**, which was excited by visible-light irradiation and underwent intramolecular SET. After cleavage of the N–O bonds, iminyl radical **150**, sulfonyl amide radical **151**, and intermediate **152** were formed. The iminyl radical **150** further participated in 1,5-H atom migration to give radical **153**. Next, sulfur dioxide was inserted into radical **153** to yield intermediate **154**, which interacted with sulfonyl amide radical **151** to generate the desired product **146**.

In 2017, MacMillan and co-workers developed a nickel/iridium-catalyzed reaction to form C–N bonds for sulfonamidations.<sup>94</sup> In this study, sulfonyl amides were reacted with



**Scheme 42** Synthesis of sulfonamides via photosensitized nickel-catalyzed cross-coupling.



(hetero)aryl bromide in the presence of Ir(ppy)<sub>2</sub>(bpy)PF<sub>6</sub> and NiCl<sub>2</sub>·glyme as catalysts and tetramethylguanadine (TMG) as a base under irradiation of a blue LED (Scheme 42). In ligand-free conditions (condition A), the reactions were conducted in MeCN at 68 °C for 24 hours. In the presence of a ligand (condition B), 4,4-di-*tert*-butyl-2,2'-dipyridyl (dtbbpy) was added to the mixture, and reactions were carried out in DMSO at 25 °C for 48 hours. Most aryl halides bearing electron-donating and electron-withdrawing groups were well tolerated in the reactions, providing the corresponding products (**161a**, **161b**) with good yields. However, reaction yields from condition A were often lower than those from condition B. In contrast, heteroaryl halide substrates including pyridine halide or 5-membered ring heterocyclic halide were readily converted to the corresponding products (**161c**, **161d**) in higher yields without addition of dtbbpy. Additionally, various (hetero)aryl sulfonamides were successfully employed for this process, generating the corresponding products (**161e–161g**). Reaction of alkyl sulfonamides also smoothly provided the desired product **161h** in high yield. Dabrafenib **161i**, a selective B-Raf kinase inhibitor, was successfully synthesized by this protocol with 57% yield in a single step.

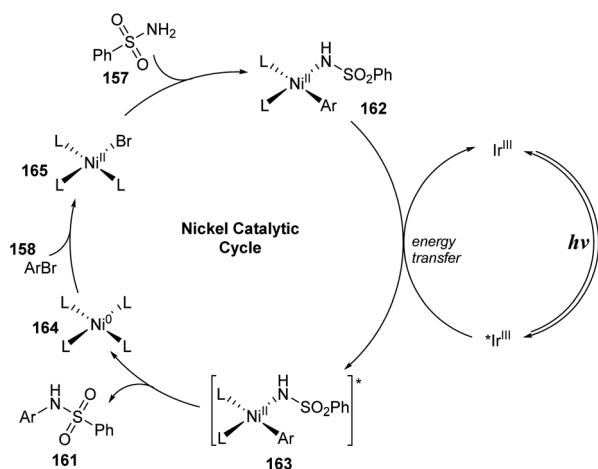
A possible mechanism was proposed as shown in Scheme 43. The reaction between Ni<sup>0</sup> complex **164** and aryl halide **158** formed Ni<sup>II</sup>-aryl complex **165**, which directly interacted with sulfonyl amide **157** to give Ni<sup>II</sup>-aryl amido complex **162**. At the same time, photocatalyst Ir<sup>III</sup> in a singlet ground state was excited by visible light and was transferred to \*Ir<sup>III</sup> in a triplet excited state, which underwent an energy transfer process with complex **162** to yield intermediate **163** and ground state catalyst Ir<sup>III</sup>. Intermediate **163** rapidly decomposed to form *N*-aryl sulfonamide product **161** and return Ni<sup>0</sup> complex **164**.

Thiourea dioxide was employed as a SO<sub>2</sub> surrogate instead of traditional sulfonyl sources such as DABSO, SO<sub>2</sub> gas, Na<sub>2</sub>S<sub>2</sub>O<sub>5</sub>, or K<sub>2</sub>S<sub>2</sub>O<sub>5</sub>. In 2019, Li and co-workers reported novel visible-light-induced sulfonylation of heterocycles using thiourea dioxide.<sup>95</sup> In this study, the reactions of (hetero)aryl halides and

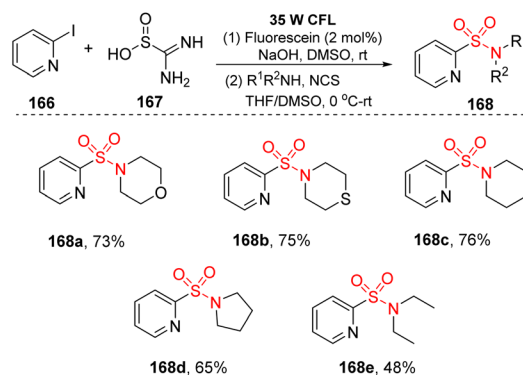
alkyl bromides to give (hetero)aryl sulfonyl alkyl compounds were conducted in the presence of fluorescein or Ir(ppy)<sub>3</sub> as a photocatalyst and with NaOH in DMSO under irradiation of a compact fluorescent lamp (CFL) at room temperature (Scheme 44). Various heterocyclic sulfonamides were produced in good yields by this reaction system. Heterocyclic amines containing heteroatoms such as O and S were tolerated with this reaction, producing corresponding products (**168a**, **168b**) with 73–75% yields. Additionally, cyclic amines with 5- or 6-member rings were transformed into the desired products (**168c**, **168d**) in good yields. Straight-chain secondary amines as well as aniline derivatives were also compatible in this sulfonylation, even though the yields were not high.

A mechanism for the sulfonylation reaction was proposed as shown in Scheme 45. In the presence of base, thiourea dioxide **167** was decomposed to give sulfur dioxide anions and urea **169**. Sulfur dioxide anions reacted with fluorescein\*, which was excited from fluorescein by visible light, to form a sulfur dioxide radical anion and a fluorescein radical anion. Then, the fluorescein radical anions interacted with (hetero)aryl halide **166** to generate fluorescein ground state and heteroaryl radical **170**, which combined with the sulfur dioxide radical anion to provide heteroaryl sulfinate intermediate **171**. Finally, the heteroaryl sulfinate intermediate **171** reacted with electrophilic agents to generate the corresponding product **168**.

In 2020, Gouverneur used sulfamoyl chlorides for reaction with alkenes to synthesize alkyl sulfonamides.<sup>96</sup> Reactions between alkenes and sulfamoyl chlorides were conducted in the presence of tris-(trimethylsilyl)silane ((TMS)<sub>3</sub>SiH) (as a silyl radical source and hydrogen atom donor) and eosin Y (as a photocatalyst) in MeCN under irradiation of a blue LED light at room temperature for 4 hours (Scheme 46). Various sulfamoyl chlorides including primary, secondary, and tertiary species were tolerated with this method to yield the corresponding alkyl sulfonamides (**175a–175b**) in 46–61% yields. Linear sulfonamides such as bis(2-methoxyethyl) sulfonylamine **175c** were obtained with good yield under the standard reaction conditions. Cyclic sulfamoyl chloride was also compatible with this process, yielding the desired sulfonamide **175d** in 81% yield. Additionally, diverse *N*-(hetero)arylacrylamides containing

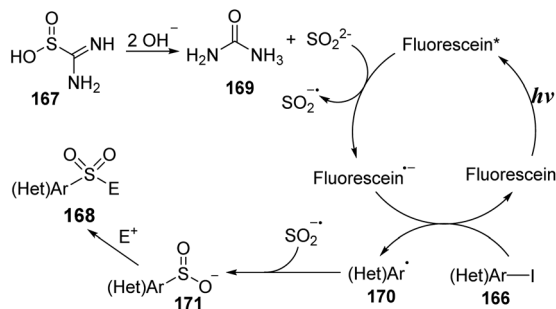


Scheme 43 Proposed mechanism of sulfonylation via photo-sensitized nickel-catalyzed cross-coupling.

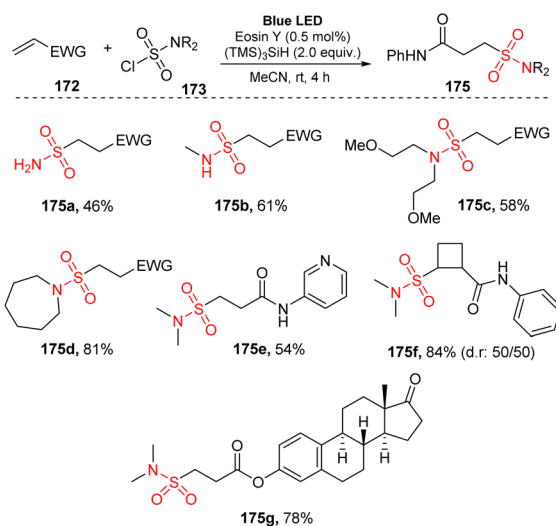


Scheme 44 Sulfonylation of heteroaryl halides and thiourea dioxide.





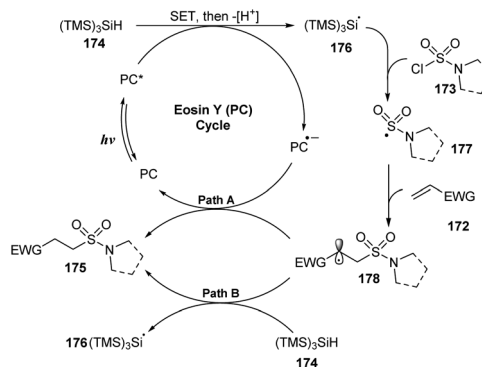
Scheme 45 Plausible mechanism for sulfonamide synthesis from heteroaryl halides and thiourea dioxide.



Scheme 46 Hydrosulfamoylation of electron-deficient alkenes with sulfamoyl chlorides.

functional groups including electron-donating and electron-withdrawing groups on the (hetero)aryl ring were successfully employed in the reaction to provide the target product **175e** in good yield. In this method, sulfamoyl chlorides bearing 1,2-disubstituted cyclobutene (**175f**), useful structures in medicinal chemistry, were smoothly prepared in good yields with a diastereomeric ratio of 50 : 50. In addition, an estrone-containing biologically active molecule underwent this reaction to yield the desired sulfonamide (**175g**) in 78% yield.

A proposed mechanism of this reaction is presented in Scheme 47. Visible light activated eosin Y (PC) to provide excited state PC\*. A single-electron process was conducted between PC\* and (TMS)<sub>3</sub>SiH **174** to give PC<sup>•-</sup> and (TMS)<sub>3</sub>SiH<sup>•+</sup>, which then released one proton to form (TMS)<sub>3</sub>Si<sup>•</sup> radical **176**. This radical captured one chloride atom of sulfamoyl chloride **173** to generate (TMS)<sub>3</sub>SiCl and sulfonyl amide radical **177**. Radical **177** attacked the double bond of alkene **172** to provide alkyl radical **178**. Another SET process between radical **178** and PC<sup>•-</sup> gave the hydrosulfamoylated product **175** and regenerated eosin Y. In a possible path, radical **178** also received one proton from

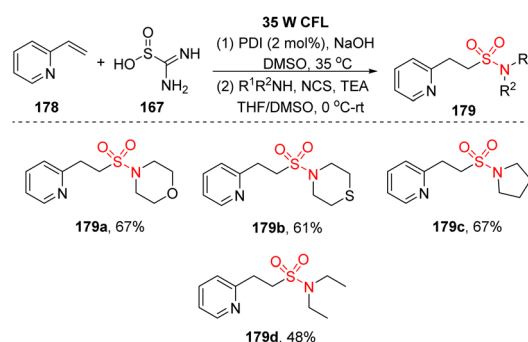


Scheme 47 Photoredox-catalyzed hydrosulfamoylation of electron-deficient alkenes.

(TMS)<sub>3</sub>SiH **174** to form the final product **175** and (TMS)<sub>3</sub>Si<sup>•</sup> radical **176**.

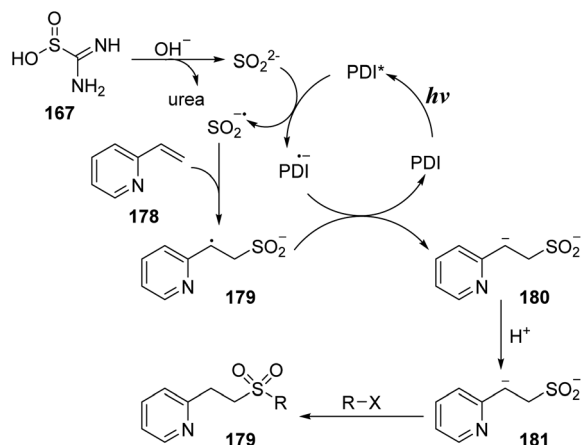
In a similar approach using thiourea dioxide as the sulfonyl source, Wu and co-workers performed sulfonylation of olefins to synthesize alkyl sulfonyl compounds including sulfones and sulfonamides.<sup>97</sup> Heteroaryl olefins were reacted with thiourea dioxide and nucleophilic agents (bromide derivatives, amines) in the presence of perylene diimide (PDI) as a photocatalyst and NaOH in DMSO under radiation of a white compact fluorescent lamp (CFL) to form the corresponding products (Scheme 48). A wide range of alkyl sulfonamides was readily synthesized by this method using aliphatic amines as nucleophile agents and *N*-chlorosuccinimide instead of alkyl bromides. Most of the cyclic secondary amines were suitable for the reaction and afforded the corresponding products (**179a–179c**) with 61–67% yields. Open-chain amine provided a less effective outcome **179d** (reaction yield of diethyl amine was 48%).

A reasonable mechanism has been proposed as shown in Scheme 49. Thiourea dioxide **167** reacted with base to yield SO<sub>2</sub><sup>2-</sup> anion and urea. Perylene diimide (PDI) photocatalyst in the ground state was excited by visible light to give PDI\*, which would capture an electron from SO<sub>2</sub><sup>2-</sup> anion to provide SO<sub>2</sub><sup>•-</sup> anion radical and PDI<sup>•-</sup> anion radical. The sulfonyl radical anion SO<sub>2</sub><sup>•-</sup> underwent additional reaction with vinyl pyridine **178** to form intermediate **179**, which received one electron from



Scheme 48 Synthesis of sulfonamides using alkenes, thiourea dioxide, and amines.



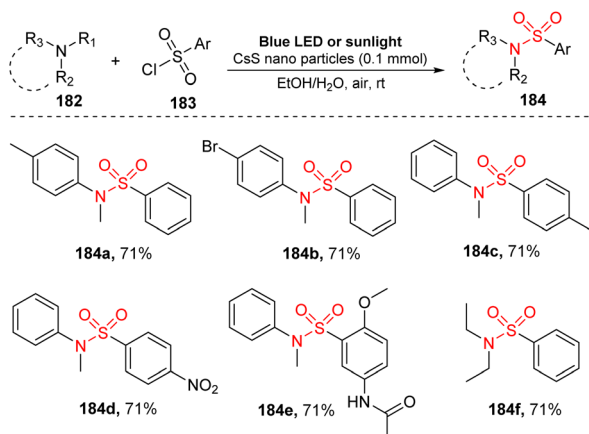


Scheme 49 A plausible mechanism of sulfonylation using alkenes, thiourea dioxide and amines.

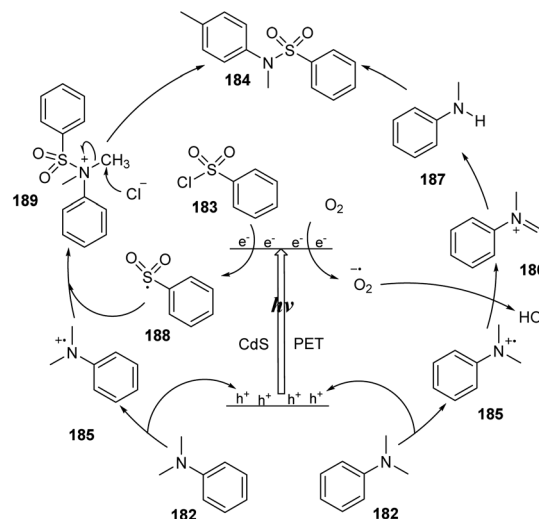
the  $\text{PDI}^{\cdot-}$  anion radical to generate intermediate **180** and returned PDI. At last, intermediate **180** was protonated to provide intermediate **181**, which could react with many nucleophilic agents to provide the final product **179**.

In 2021, Hosseini-Sarvari and co-workers used nanoparticles for visible-light-induced *N*-dealkylation of tertiary amines and aryl sulfonyl chloride (Scheme 50).<sup>98</sup> Reactions were carried out in the presence of CdS nanoparticles as a photocatalyst in a mixture of EtOH and  $\text{H}_2\text{O}$  under irradiation of blue LED (or sunlight) at room temperature under air. Various *N,N*-dialkylanilines bearing electron-withdrawing and electron-donating groups on the aromatic rings were well tolerated for this strategy to provide the desired sulfonamides (**184a**, **184b**) in high yields. Similarly, diverse aryl sulfonyl chlorides with different functional groups were transformed smoothly into the corresponding products (**184c**–**184e**). Remarkably, several sulfonamides were prepared in a very short reaction time (10–15 minutes) using the CdS nanoparticle-catalyzed reaction.

A plausible mechanism is illustrated in Scheme 51. Under the visible light effect, electrons of CdS nanoparticles were



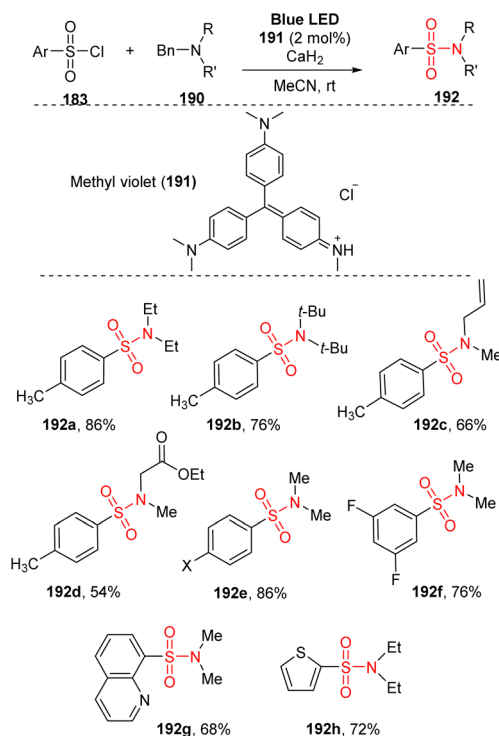
Scheme 50 Sulfonylation reaction between tertiary amines and aryl sulfonyl chloride via an *N*-demethylation reaction using CdS NPs.



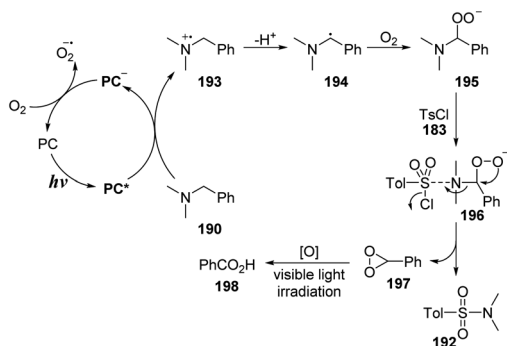
Scheme 51 Proposed mechanism for sulfonylation between tertiary amines and aryl sulfonyl chloride via *N*-demethylation using CdS NPs.

excited and changed location from the valence band (VB) to the conduction band (CB), leading to the formation of holes ( $h^+$ ) and activated electrons ( $e^-$ ). Because of its lower oxidation potential, *N,N*-dimethylaniline **182** transferred electrons to holes ( $h^+$ ) of CdS nanoparticles to form radical cation **185**. The activated electrons ( $e^-$ ) of CdS were trapped by oxygen  $\text{O}_2$  (or aryl sulfonyl chloride **183**) to generate radical anion  $\text{O}_2^{\cdot-}$  (or aryl sulfonyl radical **188** and chloride anion). Next, there were two pathways to produce sulfonamide products. In path I, radical cation **185** transferred one proton to radical anion  $\text{O}_2^{\cdot-}$ , producing anion  $\text{HO}_2^-$  and immonium ion **186**, which reacted with  $\text{H}_2\text{O}$  to afford secondary amine **187**. Reaction between **187** and sulfonyl chloride **185** generated the desired sulfonamide **184**. In path II, radical cation **188** combined with aryl sulfonyl radical **185** to create cation **189** that reacted with chloride anion  $\text{Cl}^-$  to form the corresponding product **184** and  $\text{CH}_3\text{Cl}$ .

Tertiary alkylamines are rarely used as starting materials in chemical synthesis due to their stability and lack of the activity of N–H group. Tertiary alkylamines were employed to synthesize aryl sulfonyl amines by Fu and co-workers in 2021 (Scheme 52).<sup>99</sup> This method used aryl sulfonyl chloride derivatives and tertiary alkylamines as substrates, and the reactions were carried out in the presence of methyl violet as a photocatalyst and  $\text{CaH}_2$  as an additive in MeCN under irradiation of a blue LED. This method did not employ catalyst-coupling reactions using transition metals. Various tertiary benzylamines were tested for reactions of tosyl chloride to give the corresponding products (**192a**–**192d**) in good yields, even if they had sterically hindered substituents such as *N,N*-diisobutylbenzylamine or sensitive substituents such as allyl, ester, or ketone. Electron-poor and electron-rich aryl sulfonyl chlorides were readily converted to sulfonamide **192e** in high yield. Additionally, a multi-substituent derivative was tolerated with this approach to give the desired product **192f** with 76% yield. Heterocyclic sulfonyl chlorides were used in the standard reaction conditions, smoothly generating the target sulfonamide products (**192g**, **192h**) in moderate yields.



Scheme 52 Photocatalytic debenzylative sulfonylation of tertiary benzylamines.



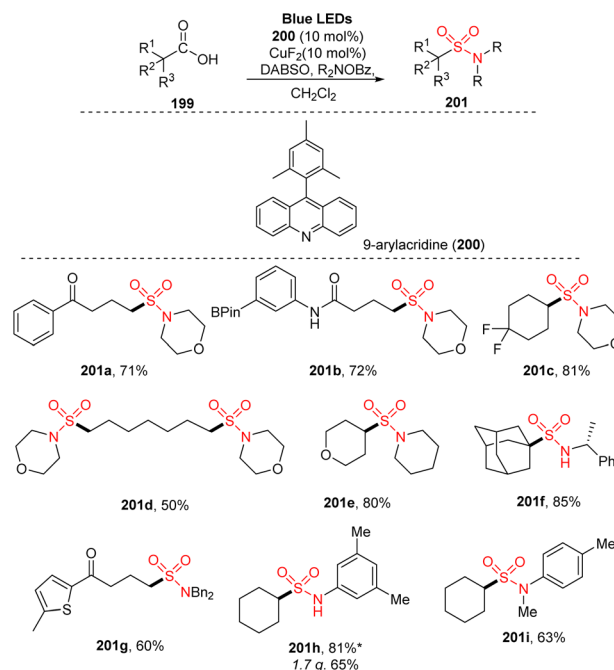
Scheme 53 Proposed mechanism for photocatalytic debenzylative sulfonylation of tertiary benzylamines.

A proposed mechanism for this method is illustrated in Scheme 53. Under irradiation of a blue LED, methyl violet was transformed to excited state  $PC^*$  and captured one electron from  $N,N$ -dimethylbenzylamine **190** to form  $PC^{\bullet-}$  anion radical and  $N$ -centered radical cation **193**. After the hydro atom transfer (HAT) process and cross-coupled process between **193** and the perhydroxyl radical anion ( $O_2^{\bullet-}$ ), the intermediate **193** was converted to peroxide **195**. Then, peroxide **195** was reacted with aryl sulfonyl chloride **183** to form complex **196**. This complex **196** underwent the electron transfer process and was decomposed to the sulfonamide product **192**, as well as an unstable 3-phenyldioxirane intermediate **197**, which was oxidized to benzoic acid under irradiation of visible light. Separately, the

$PC^{\bullet-}$  anion radical reacted with  $O_2$  to return ground state PC to provide a reactive perhydroxyl radical anion ( $O_2^{\bullet-}$ ).

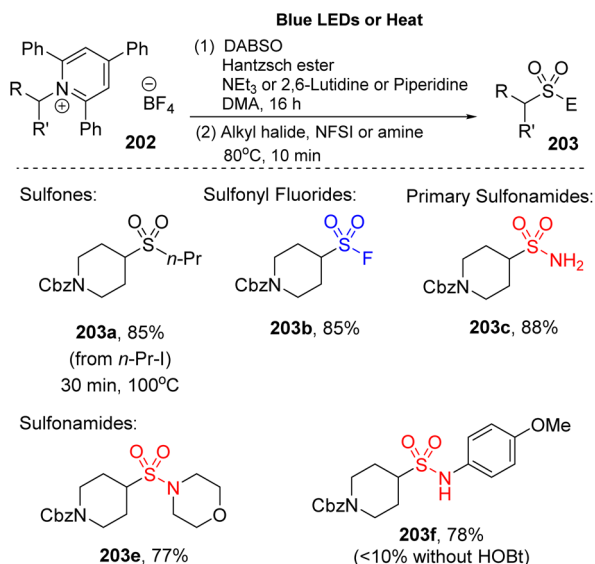
In 2021, Larionov and co-workers performed direct functionalization of a carboxylic acid to afford sulfonamides and sulfonyl azides *via* a multicomponent reaction (Scheme 54).<sup>100</sup> A dual catalytic system of copper salts and 9-aryl acridine derivative was employed for reactions of carboxylic acid in the presence of copper salts and 9-aryl acridine as catalysts, DABSO as a  $SO_2$  supplier, and  $O$ -benzoylhydroxylamine or amine in  $CH_2Cl_2$  under irradiation of a blue LED under mild conditions. Various straight-chain aliphatic carboxylic acids with different substituent groups (including electron-rich aryl and boryl groups) were well tolerated in the reaction with  $O$ -benzoyl hydroxyl morpholine to produce sulfonamides (**201a**, **201b**). A wide range of cyclic acids was successfully converted to the corresponding products **201c**. Target product bearing two sulfonamide groups were also smoothly prepared (**201d**, 50%). In addition, when amines other than morpholine were used, reactions were smoothly carried out to give the desired products (**201e–201g**) with good yields (60–85%). Reactions of cyclohexane carboxylic acid with aniline derivatives such as *p*-, *m*-, and *o*-substituted anilines (**201h**, **201i**) were successfully carried out. Several reactions using combinations of acids and anilines were tested, and the target products were readily obtained in good yields.

2,4,6-Trisubstituted pyridinium salt (Katritzky salt) were employed to synthesize alkyl sulfonyl derivatives by Willis and co-workers because Katritzky salt generates alkyl radicals under mild conditions (Scheme 55).<sup>101</sup> The reaction consisted of two steps. Katritzky salt was reacted with DABSO and Hantzsch ester in the presence of a base (such as triethylamine, 2,6-lutidine, or



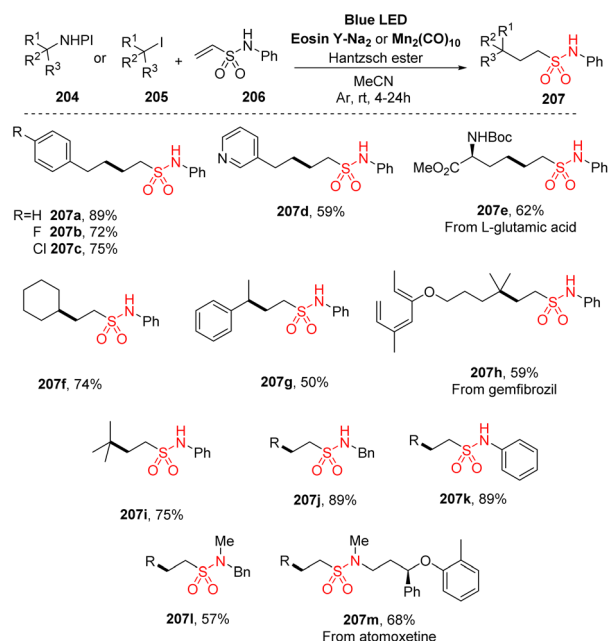
Scheme 54 Direct decarboxylative amidosulfonylation with  $O$ -benzoylhydroxylamines and aniline.





Scheme 55 Synthesis of sulfonyl compounds using Katritzky salt.

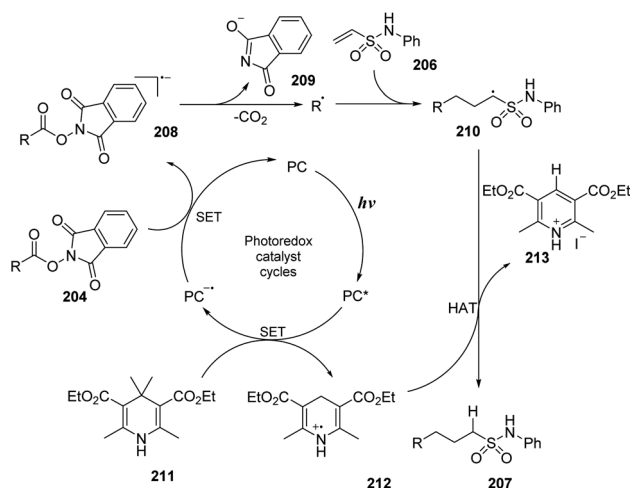
piperidine) in DMA under irradiation of a blue LED, followed by alkylation with various electrophile agents to afford the products. A wide range of carbon-electrophiles was utilized in this method to give the target products. When an alkyl halide or NFSI rather than *t*-butylbromoacetate was used, nonsymmetric sulfones (**203a**) and sulfonyl fluoride (**203b**) were easily obtained with high yields. In addition, primary and secondary amines were rapidly converted to the corresponding products (**203c**, **203e**) (88–77%). The aniline derivatives are also suitable for this reaction and generated the sulfonamides (**203f**) with good yield (78%).



Scheme 56 Synthesis of sulfonamides using alkyl carboxylic acids, alkyl iodides, and vinyl sulfonamide.

Recently, Wang and co-workers reported a novel efficient approach to synthesize aliphatic sulfonamides by employing vinyl sulfonamides as radical acceptors (Scheme 56).<sup>102</sup> *N*-Hydroxyphthalimide esters or alkyl iodides were used as alkyl radical sources in a reaction with *N*-phenylethenesulfonamides. The reactions were conducted in the presence of eosin Y salt as a photocatalyst and Hantzsch ester as an additive in MeCN under irradiation of blue LED light. Various alkyl radicals from *N*-hydroxyphthalimide esters or alkyl iodides were investigated. 3-Phenylpropanoic acid and its derivatives including electron-withdrawing or electron-donating groups were smoothly reacted with *N*-phenylethenesulfonamide to yield the corresponding products (**207a–207c**) in 56–86% yields. Reaction of primary alkyl substrates with functional groups such as *N*-heterocycles at the end chain or with Boc-protected amine generated the desired sulfonamides (**207d** and **207e**) in acceptable yield. Similarly, secondary (**207f**, **207g**) and tertiary (**207h**, **207i**) alkyls were successfully used in the operations, yielding the target products. A wide range of amines was reacted with NHPI ester to prepare vinyl sulfonamides. Reactions of primary amines such as benzyl amine or aniline gave the corresponding products (**207j** and **207k**) with high yields, while secondary amines delivered product with lower yield (**207l**). This protocol was also smoothly applied to late-stage functionalization to synthesize medicines and natural products (**207m**).

A proposed mechanism of the reaction is shown in Scheme 57. Eosin Y (PC) was transformed into the excited state under irradiation of light. Then, it underwent the SET process with Hantzsch ester **211** to generate radical cation **212** and radical anion PC<sup>•−</sup>. The PC<sup>•−</sup> radical anion underwent another SET process with ester substrate **204** to form radical anion **208** and returned a ground state photocatalyst. The intermediate **208** was quickly decomposed by cleavage of the N–O bond to afford alkyl radical, CO<sub>2</sub>, and anion **209**. In the last step, the alkyl radical attacked the double bond of vinyl sulfonamide **206** to generate intermediate radical **210**, which captured a proton from radical cation **212** to form the desired product **207**.

Scheme 57 Proposed mechanism for synthesis of sulfonamides using *N*-hydroxyphthalimide esters or alkyl iodides.



### 3. Conclusions

Sulfonylation is important because sulfur dioxide-containing compounds have been widely employed in chemistry, pharmaceuticals, and biological processes. In this review, we summarized recent developments in photochemical reactions to synthesize sulfonyl fluorides, sulfonic esters, and sulfonyl amides.

The reported sulfonylation strategies described discoveries of novel substrates including sources of sulfonyl group and acceptor compounds to generate valuable compounds. Various studies for development of novel synthetic methods with reducing additives or reducing demanding requirements for the reactions were also carried out. In the studies presented, most of the sulfonylation processes were carried out under visible or UV light, with the support of different photocatalysts, depending on the reaction. According to the proposed reaction mechanisms, SET in photochemical reactions takes place throughout the transformation either in an oxidative or reductive fashion. Unfortunately, it is still necessary to use catalysts that are transition metals, or expensive photocatalysts, as well as special additives to perform SET or oxidation processes for synthesis. These requirements have reduced the greenness and increased the cost of the synthesis processes and limited the applicability of the method.

In recent research, scientists reported direct synthesis processes that did not use metal catalysts or that used photocatalysts that have overcome the above disadvantages, but there are few of these studies.<sup>80,89,93,101</sup> Therefore, there are many opportunities to develop new synthetic methods using visible light to synthesize sulfur dioxide-containing compounds. Discovery of sulfonylation reactions conducted under light without transition metal or photocatalysts as well as identification or creation of new sulfonyl sources and precursors will provide more effective synthesis methods for high-value structures in the future.

### Author contributions

Conceptualization, H.-K. K.; writing—original draft preparation, T. G. L. and H.-K. K.; writing—review and editing, T. G. L. and H.-K. K.; funding acquisition, H.-K. K. All authors have read and agreed to the published version of the manuscript.

### Conflicts of interest

There are no conflicts to declare.

### Acknowledgements

This research was supported by the National Research Foundation of Korea (NRF) grant funded by the Korea government (MSIT) (NRF/2021R1A2C1011204).

### Notes and references

- 1 M. O'Driscoll, K. Greenhalgh, A. Young, E. Turos, S. Dickey and D. V. Lim, *Bioorg. Med. Chem.*, 2008, **16**, 7832–7837.
- 2 T. S. Kumar, T. Yang, S. Mishra, C. Cronin, S. Chakraborty, J. B. Shen, B. T. Liang and K. A. Jacobson, *J. Med. Chem.*, 2013, **56**, 902–914.
- 3 K. A. Scott and J. T. Njardarson, *Top. Curr. Chem.*, 2018, **376**, 1–34.
- 4 J. A. H. Inkster, K. Liu, S. Ait-Mohand, P. Schaffer, B. Guérin, T. J. Ruth and T. Storr, *Chem.-Eur. J.*, 2012, **18**, 11079–11087.
- 5 W. Zhang, X. Deng, F. X. Zhang, J. H. Lin, J. C. Xiao and S. H. Liang, *Org. Lett.*, 2022, **24**, 4992–4997.
- 6 C. Gu, D. A. Shannon, T. Colby, Z. Wang, M. Shabab, S. Kumari, J. G. Villamor, C. J. McLaughlin, E. Weerapana, M. Kaiser, B. F. Cravatt and R. A. L. Van Der Hoorn, *Chem. Biol.*, 2013, **20**, 541–548.
- 7 M. Cheng, C. Guo and M. L. Gross, *Angew. Chem., Int. Ed.*, 2020, **59**, 5880–5889.
- 8 J. Li, Y. Cai, H. Wu, Z. Yu, X. Yan, Q. Zhang, T. Z. Gao, K. Liu, X. Jia and Z. Bao, *Adv. Energy Mater.*, 2021, **11**, 2003239.
- 9 R. Narayan, C. Laberty-Robert, J. Pelta, J. M. Tarascon and R. Dominko, *Adv. Energy Mater.*, 2022, **12**, 2102652.
- 10 J. Liu, Q. Liu, X. Yang, S. Xu, H. Zhang, R. Bai, H. Yao, J. Jiang, M. Shen, X. Wu and J. Xu, *Bioorg. Med. Chem.*, 2013, **21**, 7742–7751.
- 11 A. Casini, A. Scozzafava and C. T. Supuran, *Expert Opin. Ther. Pat.*, 2005, **12**, 1307–1327.
- 12 C. T. Supuran, *Curr. Pharm. Des.*, 2008, **14**, 641–648.
- 13 A. casini, A. Scozzafava, A. Mastrolorenzo and C. Supuran, *Curr. Cancer Drug Targets*, 2005, **2**, 55–75.
- 14 H. Azevedo-Barbosa, D. F. Dias, L. L. Franco, J. A. Hawkes and D. T. Carvalho, *Mini-Rev. Med. Chem.*, 2020, **20**, 2052–2066.
- 15 A. Thiry, J.-M. Dogne, C. T. Supuran and B. Masereel, *Curr. Pharm. Des.*, 2008, **14**, 661–671.
- 16 L. Yan and C. E. Müller, *J. Med. Chem.*, 2004, **47**, 1031–1043.
- 17 A. Zuse, P. Schmidt, S. Baasner, K. J. Böhm, K. Müller, M. Gerlach, E. G. Günther, E. Unger and H. Prinz, *J. Med. Chem.*, 2007, **50**, 6059–6066.
- 18 P. Wang, J. Min, J. C. Nwachukwu, V. Cavett, K. E. Carlson, P. Guo, M. Zhu, Y. Zheng, C. Dong, J. A. Katzenellenbogen, K. W. Nettles and H. B. Zhou, *J. Med. Chem.*, 2012, **55**, 2324–2341.
- 19 L. Pisani, M. Barletta, R. Soto-Otero, O. Nicolotti, E. Mendez-Alvarez, M. Catto, A. Introcaso, A. Stefanachi, S. Cellamare, C. Altomare and A. Carotti, *J. Med. Chem.*, 2013, **56**, 2651–2664.
- 20 S. Hou, Y. W. Yi, H. J. Kang, L. Zhang, H. J. Kim, Y. Kong, Y. Liu, K. Wang, H. S. Kong, S. Grindrod, I. Bae and M. L. Brown, *J. Med. Chem.*, 2014, **57**, 6342–6353.
- 21 W. L. Harrison, M. A. Hickner, Y. S. Kim and J. E. McGrath, *Fuel Cells*, 2005, **5**, 201–212.
- 22 T. H. Schneider, M. Rieger, K. Ansorg, A. N. Sobolev, T. Schirmeister, B. Engels and S. Grabowsky, *New J. Chem.*, 2015, **39**, 5841–5853.



- 23 N. W. Liu, S. Liang and G. Manolikakes, *Synthesis*, 2016, **48**, 1939–1973.
- 24 L. R. Reddy, B. Hu, M. Prashad and K. Prasad, *Angew. Chem., Int. Ed.*, 2009, **48**, 172–174.
- 25 S. Chandrasekhar, B. Saritha, V. Jagadeeshwar, C. Narsihmulu, D. Vijay, G. D. Sarma and B. Jagadeesh, *Tetrahedron Lett.*, 2006, **47**, 2981–2984.
- 26 E. J. Emmett, B. R. Hayter and M. C. Willis, *Angew. Chem., Int. Ed.*, 2013, **52**, 12679–12683.
- 27 X. S. Wu, Y. Chen, M. B. Li, M. G. Zhou and S. K. Tian, *J. Am. Chem. Soc.*, 2012, **134**, 14694–14697.
- 28 J. Zuo, Z. J. Wu, J. Q. Zhao, M. Q. Zhou, X. Y. Xu, X. M. Zhang and W. C. Yuan, *J. Org. Chem.*, 2015, **80**, 634–640.
- 29 A. Shavnya, K. D. Hesp, V. Mascitti and A. C. Smith, *Angew. Chem., Int. Ed.*, 2015, **54**, 13571–13575.
- 30 G. Qiu, K. Zhou, L. Gao and J. Wu, *Org. Chem. Front.*, 2018, **5**, 691–705.
- 31 K. Hofman, N. W. Liu and G. Manolikakes, *Chem.–Eur. J.*, 2018, **24**, 11852–11863.
- 32 D. Zheng and J. Wu, *Sulfur Dioxide Insertion Reactions for Organic Synthesis*, Springer, Singapore, 2017.
- 33 G. Liu, C. Fan and J. Wu, *Org. Biomol. Chem.*, 2015, **13**, 1592–1599.
- 34 E. J. Emmett and M. C. Willis, *Asian J. Org. Chem.*, 2015, **4**, 602–611.
- 35 A. S. Deeming, E. J. Emmett, C. S. Richards-Taylor and M. C. Willis, *Synthesis*, 2014, **46**, 2701–2710.
- 36 P. Bissret and N. Blanchard, *Org. Biomol. Chem.*, 2013, **11**, 5393–5398.
- 37 G. Qiu, L. Lai, J. Cheng and J. Wu, *Chem. Commun.*, 2018, **54**, 10405–10414.
- 38 G. Qiu, K. Zhou and J. Wu, *Chem. Commun.*, 2018, **54**, 12561–12569.
- 39 S. Ye, G. Qiu and J. Wu, *Chem. Commun.*, 2019, **55**, 1013–1019.
- 40 S. Ye, M. Yang and J. Wu, *Chem. Commun.*, 2020, **56**, 4145–4155.
- 41 Q. Lu, J. Zhang, F. Wei, Y. Qi, H. Wang, Z. Liu and A. Lei, *Angew. Chem., Int. Ed.*, 2013, **28**, 7156–7159.
- 42 F. Chen, N. N. Zhou, J. L. Zhan, B. Han and W. Yu, *Org. Chem. Front.*, 2016, **4**, 135–139.
- 43 W. C. Yang, P. Dai, K. Luo and L. Wu, *Adv. Synth. Catal.*, 2016, **358**, 3184–3190.
- 44 L. Zhang, S. Chen, Y. Gao, P. Zhang, Y. Wu, G. Tang and Y. Zhao, *Org. Lett.*, 2016, **18**, 1286–1289.
- 45 D. Zheng, J. Yu and J. Wu, *Angew. Chem., Int. Ed.*, 2016, **55**, 11925–11929.
- 46 R. Mao, Z. Yuan, R. Zhang, Y. Ding, X. Fan and J. Wu, *Org. Chem. Front.*, 2016, **3**, 1498–1502.
- 47 B. Jin, A. Gopalsamy, B. Peng, L. Sha, S. Tentarelli and L. Gingipalli, *J. Org. Chem.*, 2023, **88**, 1327–1330.
- 48 M. Elkhalfifa, M. B. Elbaum, D. M. Chenoweth and G. A. Molander, *Org. Lett.*, 2021, **23**, 8219–8223.
- 49 T. T. Bui, W. P. Hong and H. K. Kim, *J. Fluorine Chem.*, 2021, **247**, 109794.
- 50 R. Cannalire, S. Pelliccia, L. Sancineto, E. Novellino, G. C. Tron and M. Giustiniano, *Chem. Soc. Rev.*, 2021, **50**, 766–897.
- 51 T. G. Luu, Y. Jung and H. K. Kim, *Molecules*, 2021, **26**, 7380.
- 52 S. D. Tambe and E. J. Cho, *Bull. Korean Chem. Soc.*, 2022, **43**, 1226–1230.
- 53 A. Gontala, G. S. Jang and S. K. Woo, *Bull. Korean Chem. Soc.*, 2021, **42**, 506–509.
- 54 J. Liu, S. Tang, H. Xu, R. Zhang, J. Zhao, P. Zhang and P. Li, *Org. Lett.*, 2022, **24**, 9366–9369.
- 55 X. Cui, W. C. Geng, H. Jiang and B. Wu, *Adv. Synth. Catal.*, 2022, **364**, 4013–4019.
- 56 K. P. S. Cheung, S. Sarkar and V. Gevorgyan, *Chem. Rev.*, 2022, **122**, 1543–1625.
- 57 T. T. Bui and H. K. Kim, *Chem.–Asian J.*, 2021, **16**, 2155–2167.
- 58 C. Park and S. Lee, *Bull. Korean Chem. Soc.*, 2022, **43**, 951–954.
- 59 V. H. Tran and H. K. Kim, *RSC Adv.*, 2022, **12**, 30304–30309.
- 60 Z. Yang, M. L. Stivanin, I. D. Jurberg and R. M. Koenigs, *Chem. Soc. Rev.*, 2020, **49**, 6833–6847.
- 61 Q. Xia, J. Dong, H. Song and Q. Wang, *Chem.–Eur. J.*, 2019, **25**, 2949–2961.
- 62 A. Narayanan and L. H. Jones, *Chem. Sci.*, 2015, **6**, 2650–2659.
- 63 L. H. Jones, *ACS Med. Chem. Lett.*, 2018, **9**, 584–586.
- 64 X. Yang, T. J. M. Michiels, C. D. Jong, M. Soethoudt, N. Dekker, E. Gordon, M. V. D. Stelt, L. H. Heitman, D. V. D. Es and A. P. Ijzerman, *J. Med. Chem.*, 2018, **61**, 7892–7901.
- 65 F. Toulgoat, B. R. Langlois, M. Médebielle and J. Y. Sanchez, *J. Org. Chem.*, 2007, **72**, 9046–9052.
- 66 L. Petri, P. A. Balogh, N. Csorba, A. Keeley, J. Simon, I. Randelović, J. Tóvári, G. Schlosser, D. Szabó, L. Drahos and G. M. Keserűet, *Molecules*, 2023, **28**, 3042.
- 67 P. K. Chinthakindi, H. G. Kruger, T. Govender, T. Naicker and P. I. Arvidsson, *J. Org. Chem.*, 2016, **81**, 2618–2623.
- 68 M. Wei, D. Liang, X. Cao, W. Luo, G. Ma, Z. Liu and L. Li, *Angew. Chem., Int. Ed.*, 2021, **60**, 7397–7404.
- 69 P. Mukherjee, C. P. Woroch, L. Cleary, M. Rusznak, R. W. Franzese, M. R. Reese, J. W. Tucker, J. M. Humphrey, S. M. Etuk, S. C. Kwan, C. W. A. Ende and N. D. Ball, *Org. Lett.*, 2018, **20**, 3943–3947.
- 70 J. Dong, L. Krasnova, M. G. Finn and K. Barry Sharpless, *Angew. Chem., Int. Ed.*, 2014, **53**, 9430–9448.
- 71 T. Abdul Fattah, A. Saeed and F. Albericio, *J. Fluorine Chem.*, 2018, **213**, 87–112.
- 72 C. J. Smedley, J. Oshua, A. Homer, L. Gialelis, A. S. Barrow, R. A. Koelln and J. E. Moses, *Angew. Chem., Int. Ed.*, 2022, **61**, e202112375.
- 73 R. Xu, T. Xu, M. Yang, T. Cao and S. Liao, *Nat. Commun.*, 2019, **10**, 3752.
- 74 X. Zhang, W. Y. Fang, R. Lekkala, W. Tang and H. L. Qin, *Adv. Synth. Catal.*, 2020, **362**, 3358–3363.
- 75 X. Nie, T. Xu, J. Song, A. Devaraj, B. Zhang, Y. Chen and S. Liao, *Angew. Chem., Int. Ed.*, 2021, **60**, 3956–3960.



- 76 J. Liu, S. M. Wang and H. L. Qin, *Org. Biomol. Chem.*, 2020, **18**, 4019–4023.
- 77 D. Louvel, A. Chelagha, J. Rouillon, P. A. Payard, L. Khrouz, C. Monnereau and A. Tlili, *Chem.–Eur. J.*, 2021, **27**, 8704–8708.
- 78 T. Zhong, J. T. Yi, Z. Da Chen, Q. C. Zhuang, Y. Z. Li, G. Lu and J. Weng, *Chem. Sci.*, 2021, **12**, 9359–9365.
- 79 X. Nie, T. Xu, Y. Hong, H. Zhang, C. Mao and S. Liao, *Angew. Chem., Int. Ed.*, 2021, **60**, 22035–22042.
- 80 T. T. Bui, V. H. Tran and H. K. Kim, *Adv. Synth. Catal.*, 2022, **364**, 341–347.
- 81 Z. Da Chen, X. Zhou, J. T. Yi, H. J. Diao, Q. L. Chen, G. Lu and J. Weng, *Org. Lett.*, 2022, **24**, 2474–2478.
- 82 P. Wang, H. Zhang, X. Nie, T. Xu and S. Liao, *Nat. Commun.*, 2022, **13**, 3370.
- 83 W. Zhang, H. Li, X. Li, Z. Zou, M. Huang, J. Liu, X. Wang, S. Ni, Y. Pan and Y. Wang, *Nat. Commun.*, 2022, **13**, 3515.
- 84 H. Zhang, S. Li, H. L. Zheng, G. Zhu, S. Liao and X. Nie, *Org. Chem. Front.*, 2022, **9**, 4854–4860.
- 85 P. Wang, H. Zhang, M. Zhao, S. Ji, L. Lin, N. Yang, X. Nie, J. Song and S. Liao, *Angew. Chem., Int. Ed.*, 2022, **61**, e202207684.
- 86 J. E. Erchinger, R. Hoogesteger, R. Laskar, S. Dutta, C. Humpel, D. Rana, C. G. Daniliuc and F. Glorius, *J. Am. Chem. Soc.*, 2023, **145**, 2364–2374.
- 87 T. G. Luu, T. T. Bui and H. K. Kim, *RSC Adv.*, 2022, **12**, 17499–17504.
- 88 A. U. Meyer, A. L. Berger and B. König, *Chem. Commun.*, 2016, **52**, 10918–10921.
- 89 Y. Li, D. Zheng, Z. Li and J. Wu, *Org. Chem. Front.*, 2016, **3**, 574–578.
- 90 N. W. Liu, S. Liang and G. Manolikakes, *Adv. Synth. Catal.*, 2017, **359**, 1308–1319.
- 91 Y. Cai, R. Zhang, D. Sun, S. Xu and Q. Zhou, *Synlett*, 2017, **28**, 1630–1635.
- 92 Y. Xiang, Y. Li, Y. Kuang and J. Wu, *Chem.–Eur. J.*, 2017, **23**, 1032–1035.
- 93 Y. Li, R. Mao and J. Wu, *Org. Lett.*, 2017, **19**, 4472–4475.
- 94 T. Kim, S. J. McCarver, C. Lee and D. W. C. MacMillan, *Angew. Chem., Int. Ed.*, 2018, **57**, 3488–3492.
- 95 S. Ye, Y. Li, J. Wu and Z. Li, *Chem. Commun.*, 2019, **55**, 2489–2492.
- 96 S. M. Hell, C. F. Meyer, G. Laudadio, A. Misale, M. C. Willis, T. Noël, A. A. Trabanco and V. Gouverneur, *J. Am. Chem. Soc.*, 2020, **142**, 720–725.
- 97 Y. Li, J. B. Liu, F. S. He and J. Wu, *Chin. J. Chem.*, 2020, **38**, 361–366.
- 98 S. Firoozi and M. Hosseini-Sarvari, *J. Org. Chem.*, 2021, **86**, 2117–2134.
- 99 Y. Fu, Q. K. Wu and Z. Du, *Eur. J. Org. Chem.*, 2021, **2021**, 1896–1900.
- 100 V. T. Nguyen, G. C. Haug, V. D. Nguyen, N. T. H. Vuong, H. D. Arman and O. V. Larionov, *Chem. Sci.*, 2021, **12**, 6429–6436.
- 101 J. A. Andrews, L. R. E. Pantaine, C. F. Palmer, D. L. Poole and M. C. Willis, *Org. Lett.*, 2021, **23**, 8488–8493.
- 102 M. Zhang, M. Yu, Z. Wang, Y. Liu and Q. Wang, *Org. Lett.*, 2022, **24**, 3932–3937.

