

Cite this: *Mater. Adv.*, 2021,
2, 3161

Recent progress in materials development for CO₂ conversion: issues and challenges

Sourav Ghosh,^a Arindam Modak,^a Arnab Samanta,^b Kanika Kole^a and
Subhra Jana^{*ab}

Increasing levels of CO₂ emissions from our lifestyles impart a detrimental effect on human lives. To diminish the adverse effect of excessive CO₂ in the atmosphere, porous architectures with inimitable microstructural features have been developed for the purposes of capture and storage. However, a critical element for ecological balance is reducing waste. This has further encouraged the research community to utilise captured CO₂, since it is a cheap industrial waste. In this review, we have illustrated the development of strategies for CO₂ utilization with an emphasis on CO₂ capture, particularly highlighting the production of valuable chemicals. Numerous approaches have been elicited for the conversion of CO₂ into value-added chemicals, such as cyclic carbonates, alcohols, dimethyl ether, olefins, aromatics and many more. For such aforementioned conversions, research interest has covered metal oxides (silica, zeolite, alumina and transition metal oxide), porous polymers, metal organic frameworks (MOFs), zeolitic imidazolate frameworks (ZIFs) and carbonaceous materials together with several metal NPs (NP). The most conventional state-of-the-art strategy is immobilizing metallic or metal oxide NPs over porous networks, employing it as a catalyst for the production of agrochemicals, pharmaceuticals and fuels. The performance of the catalysts can be precisely tuned by morphological selectivity, surface area, thermal stability, elemental composition, mechanical inertness, ultra-fine porosity, etc. The efficiency of the catalyst has been further improved on the basis of yield of product, selectivity and reusability. This review demonstrates the latest tactics to fabricate different types of catalyst for CO₂ fixation in order to achieve valuable chemicals with efficacy reaching towards commercial demand. In addition, future considerations to fabricate heterogeneous catalysts with microstructural diversity comprising potential active sites, are discussed, keeping an eye on the probable challenges in the context of transformation of CO₂ to the value-added products.

Received 4th February 2021,
Accepted 18th March 2021

DOI: 10.1039/d1ma00107h

rsc.li/materials-advances

1. Introduction

The prompt rise of anthropogenic CO₂ emissions has emerged as a main reason for climate change and has subsequently been instigated in global warming. Serious attention is needed to address the outcome of deforestation, fossil fuel consumption and industrialisation.^{1–4} To mitigate the severe impact of greenhouse gas emissions, the carbon capture strategy has turned out to be a key concern for storage and utilization purposes.^{5–7} In this context, the preparation of capture materials to be used as adsorbents, namely porous organic polymers (POPs), metal organic frameworks (MOFs), zeolite and zeolitic imidazolate

frameworks (ZIFs), carbonaceous materials, and graphene based composites, has received remarkable attention in recent times. Furthermore, CO₂ is known as the most economically abundant source of C1 feed stocks.^{8–10} Nowadays, the chemical conversion of CO₂ to value-added chemicals has drawn incredible focus as we strive to develop a clean energy system. However, the thermodynamic stability of CO₂ restricts its bulk scale implementation in the chemical industry.¹¹ Notably, selective capture as well as sequestration of CO₂ is less tricky than CO₂ transformation, due to its non-polarity, weak acidity and kinetic inertness.^{12,13} As a consequence, high pressure and temperature are usually required to activate CO₂ for chemical transformation. To eliminate the need for such drastic conditions, the fabrication of catalysts is absolutely necessary for industrial scalable production of value-added chemicals. Thus, a strategy for both CO₂ adsorption and utilization is crucial to improve the conversion of CO₂ into value-added products.

Nowadays, CO₂ capture and storage (CCS) technology has been treated as a key global target by the scientific community.

^a Technical Research Centre, S. N. Bose National Centre for Basic Sciences, Block-JD, Sector-III, Salt Lake, Kolkata 700 106, India. E-mail: subhra.jana@bose.res.in; Tel: +91 33 2335 5706

^b Department of Chemical, Biological & Macro-Molecular Sciences, S. N. Bose National Centre for Basic Sciences, Block - JD, Sector-III, Salt Lake, Kolkata 700 106, India



Such a strategy can achieve the cost-effective production of a CO₂ stream at high pressure, available for storage.¹⁴ Conversion of CO₂ to industrially valuable products would be an alternative approach for CO₂ capture and utilization (CCU) technology, unlocking several barriers to low-carbon emission energy production.^{15–18} Execution of CCU methods primarily includes CO₂ diffusion and adsorption on the catalytic surfaces, followed by transformation into products and then desorption from active sites.^{19,20} The CO₂ capture material could be adsorbent and/or catalytic. Thus, suitable adsorbents for CO₂ capture are required for the implementation of both CCS and CCU technologies. The adsorption of CO₂ usually takes place through either chemisorption *via* chemical interaction, or physisorption, involving weak van der Waals forces, electrostatic interactions, dipole–dipole forces, hydrophobic associations *etc.*²¹ The bond energy for chemisorbed species is about 60–418 kcal mol⁻¹, thereby indicating permanent adsorption of toxic gas by a solid support. However, 8–41 kcal mol⁻¹ is encountered for physisorption that elucidates an easy regeneration process for the solid adsorbent. The efficiency of adsorbents could be governed

by several factors, such as adsorption capacity, sorption kinetics, heat of adsorption, selectivity, stability, *etc.* For gas adsorption technology, selectivity is an important parameter which depends onto the physicochemical features of gases, like quadruple moment, kinetic diameter, dipole moment and polarizability.

An advance has been achieved for the production of alternate fuels from CO₂ hydrogenation. Among the C₁ products, the direct synthetic route has gained immense interest, particularly for the preparation of methane (CH₄), carbon monoxide (CO), methanol (CH₃OH) and formic acid (HCOOH).^{22,23} Catalytic conversion of CO₂ into CH₄ can be tuned with gas hourly space velocity (GHSV) at atmospheric pressure. A high yield with surprising selectivity can be correlated with the theoretical equilibrium model and has been reported as an expedient method for CH₄ production.²⁴ Again, a reverse water gas shift (RWGS) reaction is regarded as the most suitable way to produce CO.²⁵ The economic interest of methanol as an alternate fuel can never be suppressed in the commercial market. For the hydrogenation-steam reforming cycle, methanol is regarded as a scalable form of hydrogen under ambient conditions. The problem associated with storage,



Sourav Ghosh

Dr Sourav Ghosh earned his BSc degree in chemistry from Calcutta University, and MSc degree in applied chemistry from Bengal Engineering and Science University, Shibpur. He received his PhD in 2016 from the CSIR-Central Glass and Ceramic Research Institute. He was awarded a SERB-National Postdoctoral Fellowship from the Department of Science & Technology, India, and started his research career as a postdoctoral fellow at the Indian Institute of

Science Education and Research, Kolkata. He now works as a project scientist-C at the Technical Research Centre at S. N. Bose National Centre for Basic Sciences, India. His research efforts primarily focus on the design and utilization of porous materials for catalytic applications.



Arindam Modak

Dr Arindam Modak obtained his PhD degree from the Indian Association for the Cultivation of Science and subsequently completed his post-doctoral research in Japan and Israel for a couple of years. He worked as a project scientist-C at the S. N. Bose National Centre for Basic Sciences, Kolkata, and was also a recipient of the Chinese Academy of Science, CAS President's International Fellowship Initiative award in 2017 from China. He is interested in the

rational design of novel porous materials for applications in catalysis and gas adsorption.



Arnab Samanta

Arnab Samanta completed his MSc Degree in chemistry at Jadavpur University, India. He is currently working as a senior research fellow at S. N. Bose National Centre for Basic Sciences, India. His present research area mainly focuses on the development of different transition metal-based nanomaterials and their applications in the field of catalysis.



Kanika Kole

Kanika Kole is currently working as a PhD Scholar at the S. N. Bose National Centre for Basic Sciences, India. She received her MSc degree in chemistry from Vidyasagar University, India, and BSc in chemistry from Burdwan University, India. Her research focuses on the development of inorganic–organic hybrid porous nanomaterials for CO₂ adsorption and conversion.



transport and distribution of hydrogen can be easily avoided by considering methanol as a liquid hydrogen carrier.²⁶ Likewise, enormous effort has been observed for the fabrication of a catalytic framework consisting of ZrO₂ with copper, for the production of methanol at atmospheric pressure.²⁷ CO₂ fixation can be further extended for the synthesis of formic acid by the catalytic reduction method.²⁸ Again, the requirement of a catalyst is extremely essential for the supply of valuable chemical products containing more than one carbon (C₂₊). In this context, methanol is also well-established as an efficient intermediate for the preparation of dimethylether (DME), which is a valuable fuel for diesel engines.²⁹ Not only DME, but several other chemicals such as higher alcohols, olefins, liquid fuels, *etc.* can be achieved by catalytic conversion of CO₂. The intricacy regarding the formation of C₂₊ chemicals from CO₂ is well-known due to the extremely large C–C coupling energy barrier.³⁰ However, the high energy density and economic value of C₂₊ products compared to C₁ chemicals have encouraged attention from industry. On other side, intensive enthusiasm has been observed for the conversion of epoxide into cyclic carbonate using CO₂ at ambient conditions. The utility of CO₂ as a carbonyl source is extremely useful from both the environmental and waste-material management point of view. Further, cyclic carbonate can be employed as a polar aprotic solvent in organic synthesis, a medium for lithium-ion batteries (LIB), and a precursor for polycarbonate.³¹ Moreover, the importance of cyclic carbonate as a core of organic drug molecules is well-known for pharmaceutical companies. The industrial synthesis of cyclic carbonate is carried out using phosgene of C₁ origin, and 1,2-diol. However, the renowned toxicity of phosgene limits its use for the bulk scale production of cyclic carbonate in today's scenario.³² Other value-added products, hydroxy carbamates, have multiple applications in coating, substrate design, organic synthesis and in medicine.^{33–35} The commercial preparation of hydroxy carbamates involves a chemical reaction between cyclic

carbonate and organic amine in the presence of an efficient catalyst.³⁶ However, the proper design of a catalytic network is necessary for the production of such valuable chemicals. Still today, bulk scale synthesis of urea is one of the convincing chemical routes for CO₂ fixation.^{37,38} In this comprehensive review, we have highlighted the latest developments and strategy, mostly in CO₂ utilization with a brief emphasis on CO₂ capture, particularly highlighting the production of valuable chemicals.

2. Carbon capture

CCS technology has turned out to be a cutting-edge research area in recent times. To reduce CO₂ emissions from power plants, primarily three types of separation technique have been proposed: the pre-combustion method, post-combustion technique and oxyfuel combustion approach.³⁹ For concentrated CO₂ sources, conventional cryodistillation and sorption techniques are usually employed. Nevertheless, physical adsorption technology has been regarded as the most convenient at dilute levels, such as biogas, natural gas, syngas, *etc.*⁴⁰ In addition, natural gas purification has tremendous economic importance in the commercial business market. Carbon dioxide capture from air under ambient conditions is quite tricky and noteworthy. Nowadays, direct air capture (DAC) is a well-known strategy, since it often deals with CO₂ at ultra-dilute conditions.^{41,42} Several materials have shown potential for DAC purposes,^{43–49} such as carbonaceous adsorbents, zeolitic materials, MOFs, alkali metal carbonate, amine loaded solid adsorbents, *etc.* Several potential adsorbents for direct CO₂ capture are presented in Fig. 1. DAC methods not only regulate the CO₂ level in the atmosphere but also offer leakage insurance from CCS sites or geologic resource units. DAC methods can be operated anywhere and remove the costly mechanical set-up required for CO₂ transport. A CCS approach could assist in reducing excessive CO₂ emissions and reform the ecological milieu comprising soil, oceans and air in a sustainable way.

Traditionally, liquid amine-based technology is regarded as the most convenient method to capture CO₂, which is a highly quadrupole gas.⁵⁶ The excellent performance of this technology can be attributed to the high capacity, rapid kinetics, moderate cyclic loading and fast mass transfer rate. Among liquid amines, monoethanolamine (MEA) is the most widely employed for CO₂ capture because it can achieve 90% adsorption capacity at atmospheric pressure.^{57–59} Apart from MEA, several other amines, *e.g.*, diethanolamine (DEA), methyldiethanolamine (MDEA), diethylenetriamine (DETA), triethylenetetramine (TETA), aminoethylethanolamine (AEEA), have been employed for the same issue.^{60–63} In addition, polyamine is usually used to enhance the adsorption capacity *via* interaction with CO₂ through multiple amino groups.⁶⁴ The reaction trajectory can be proposed in two step modes, where liquid amine (R-NH₂) interacts with CO₂ to form zwitterion (R-NH₂⁺-CO₂⁻) intermediate species followed by conversion into carbamate (R-NH-CO₂⁻) *via* instantaneous neutralisation by liquid amine or hydroxide ions or water molecules.^{65–67} The carbamate associated mechanistic portfolio was further proved *via*



Subhra Jana

Dr Subhra Jana obtained her PhD in chemistry from the Indian Institute of Technology, Kharagpur. She moved to Pennsylvania State University, USA, for her postdoc, then worked under the DST INSPIRE Faculty program at S. N. Bose National Centre for Basic Sciences, India. She remains here, working as a scientist-D at the Technical Research Centre. She was awarded the Young Associate Award from the Indian Academy of Sciences, Bangalore, and the SERB

Women Excellence Award from the Department of Science & Technology, India. Her multi-disciplinary research focuses on the design and synthesis of alloys, intermetallics and hybrid nanocomposites for environmental remediation and heterogeneous catalysis.



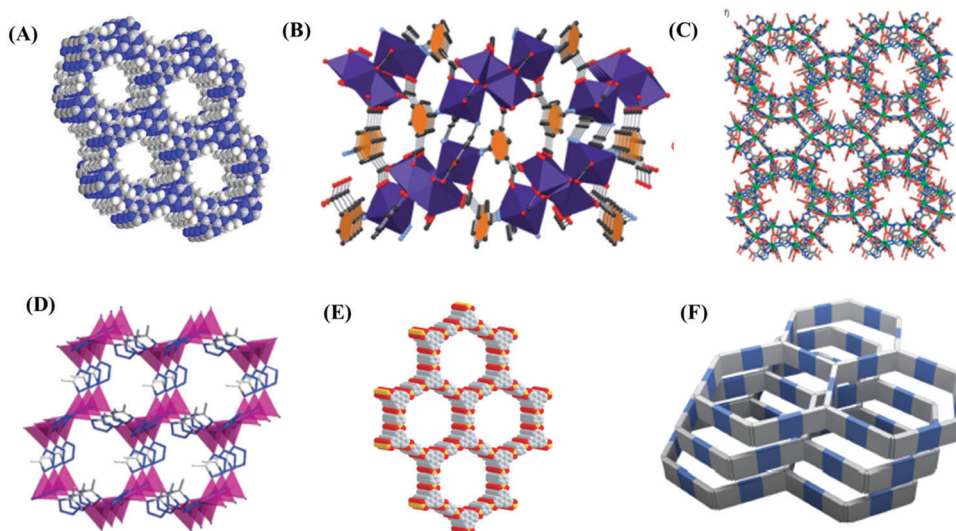


Fig. 1 Crystal structures of different (A) PC-POP,⁵⁰ (B) MOF MUF-17,⁵¹ (C) usf-ZMOF,⁵² (D) UTSA-49,⁵³ (E) COF-554 and (F) poly(benzimidazobenzophenanthroline) or BBL polymer.⁵⁵ All the figures are reproduced with permission from the corresponding references.

free energy calculations and kinetics studies by Xie *et al.*⁶⁸ However, the probability of CO₂ removal from the intermediate could not be omitted under the experimental scenario.⁶⁹ Thus, control over the transformation route in the reaction path can be considered as an important parameter for adequate yield of product. However, the reaction footprint for CO₂ fixation utilizing MEA was also reported by the formation of carbamic acid in an intermediate step that was subsequently turned into carbamate *via* an MEA assisted catalytic reaction.⁷⁰ Although, numerous research has aimed to elucidate the actual mechanism, reaction steps with the distinct formation of transient intermediate species are still controversial from a chemical absorption and weak force interaction point of view. Even after wide interest, the high volatility and corrosive nature of liquid amine is considered a major bottleneck for this technology. Furthermore, the tedious regeneration process restricts the bulk scale execution of liquid amine-based adsorption technology in reality.⁷¹

On the contrary, low cost and sustainability have inspired the implementation of adsorption-based CO₂ capture technology to overcome the practical problem. Amine grafting or amine impregnation over a solid support has been demonstrated as a preparative strategy to enhance the CO₂ capture performance. Increasing the alkalinity of the solid support has been regarded as the main aim of such strategies due to the inherent acidic nature of CO₂. Usually, an amine grafting approach renders a faster adsorption rate and long cyclic stability in comparison to an amine impregnation technique. In addition, the amount of amine loading is usually high for the impregnation process, thus inducing high diffusion resistance during the adsorption process.⁷² Song and co-workers designed a polyethylenimine (PEI) impregnated carbonaceous and silica-based mesoporous network, and demonstrated the influence of moisture, temperature and PEI loading towards CO₂ adsorption capacity.^{73–76} Despite the decrease of surface area and porosity, CO₂ adsorption performance was significantly enhanced with

increasing PEI loading. Even after achieving high CO₂ adsorption capacity, poor thermal stability limits the orthodox use of this strategy on a regular basis.⁷⁷ Notably, the amine grafting strategy through silylation method has motivated researchers to overcome the limitation of the amine impregnation technique. In 1995, Leal *et al.* proposed (3-aminopropyl)triethoxysilane (APS) modified silica gel for the same issue and described the CO₂ adsorption trajectory through the formation of ammonium bicarbonate in the presence of moisture and ammonium carbamate under anhydrous conditions.⁷⁸ A tremendous amount of work was carried out by Jones and his group and they demonstrated several amine containing oxide supports as excellent adsorbents for CO₂ capture under ambient air conditions.^{45,79} The amine grafting approach with (3-aminopropyl)triethoxysilane (APS), *N*-[(3-trimethoxysilyl)propyl]ethylenediamine (2N-APS) and *N*-[(3-trimethoxysilyl)propyl]diethylenetriamine (3N-APS), was further investigated on pore-swelled SBA-15, and the capacity compared with conventional SBA-15 and MCM-41.⁸⁰ This study showed that a larger amount of amine can accommodate within the pores of SBA-15 without any blocking during the adsorption process. Again, aminosilane grafting was more facile in the larger pore size, and the highest CO₂ adsorption performance was attained for 3N-APS. Jana and co-workers designed uniform dandelion-like mesoporous silica nanoflowers by a light driven synthetic approach with controllable surface area and porosity. By loading different amines on the surface of mesoporous silica nanoflowers, they designed several solid adsorbents which showed excellent performance towards CO₂ capture for long term usage (Fig. 2).⁸¹ They also reported clay nanotubes based on several solid adsorbents loaded with different aminosilanes, for atmospheric CO₂ capture at ambient temperature and pressure.⁴⁴ The authors also demonstrated the influence of relative humidity and how the relative humidity tunes the atmospheric CO₂ adsorption capacity of an adsorbent by performing the study using seasonal ambient air (Fig. 2E and F). The adsorption



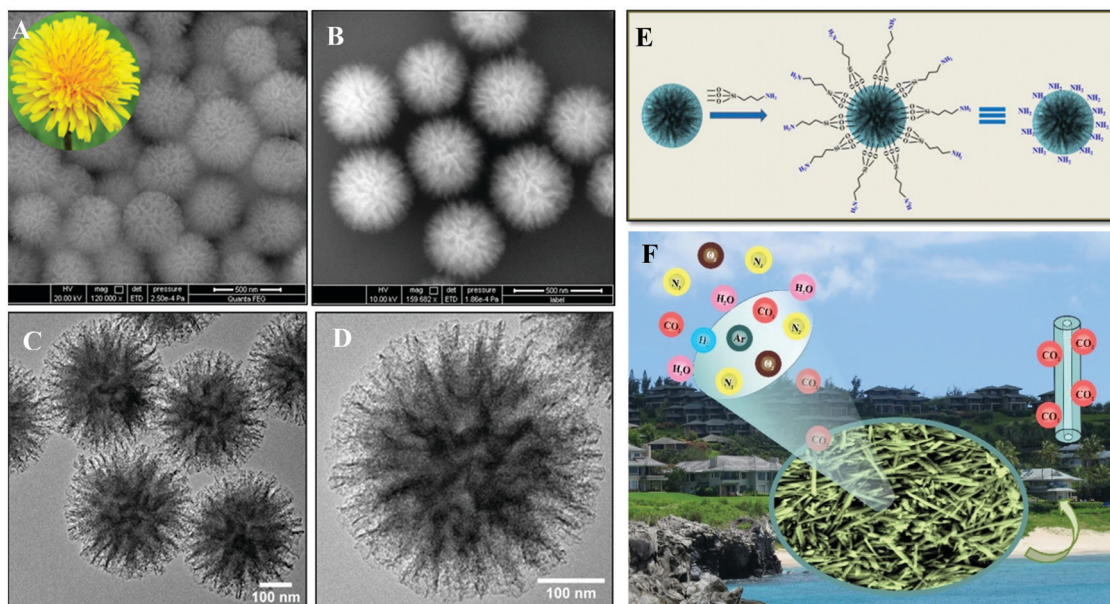


Fig. 2 (A and B) FESEM images of dandelion flower-like SiO₂ with hierarchical assembly. Inset image shows the architecture of the dandelion flower in figure (B). (C) Panoramic TEM image of flower-like SiO₂ and (D) high resolution view of the distinct flower-like SiO₂ with elongated spikes. (E) Pictorial diagram showing functionalization strategy of SiO₂ via covalent attachment of aminosilanes. Reproduced with permission from ref. 81. (F) Pictographic image of clay-based nanocomposites for CO₂ fixation from seasonal ambient air. The figure is reproduced with permission from ref. 44.

kinetics of abundant isotopes of CO₂ (¹²C¹⁶O₂, ¹³C¹⁶O₂, and ¹²C¹⁶O¹⁸O) present in the ambient air have also been discussed in detail. Recently, the same group also developed chromogenic nanocomposites (NCs) through the functionalization of silica nano-flowers with phenolphthalein as chromogen for the visual detection and estimation of CO₂. The concentration dependent CO₂ uptake by the chromogenic NCs was detected by the naked eye through colour change. To increase accuracy, a spectroscopic tool using the developed optical device (CapNanoScope) was established for quantitative measurement of CO₂ with good selectivity (Fig. 3).⁸² Singh *et al.* reported the preparative strategy to achieve functionalized fibrous silica (KCC-1) using different

types of amine through physisorption or covalent attachment for CO₂ uptake. They also elucidated the benefits of functionalized fibrous silica (KCC-1) over conventional silica in terms of controllable textural properties for post-functionalized silica, convenient amine loading amount and accessible amine sites.⁸³ Their approach claimed that porous fibrous KCC-1 could be a possible alternative over traditional MCM-41 and SBA-15. Recently, silica nanosheets have been prepared by a wet-chemical technique in water-cyclohexane mixed solvent, and attained a large surface area (1420 m² g⁻¹) and huge pore volume (3.47 cm³ g⁻¹).⁸⁴ After surface functionalization using tetraethylenepentamine (TEPA) molecules, they showed a CO₂ uptake value of 3.8 mmol g⁻¹ at 75 °C with rapid adsorption kinetics and long-term stability. Despite the extensive usage of silica materials, porous alumina (Al₂O₃) has also been employed as an alternative candidate for CO₂ adsorption. Yong *et al.* utilized commercial alumina as an adsorbent for CO₂ uptake and showed uptake capacity of approximately 0.30 mmol g⁻¹ at 300 °C and 1 bar.⁸⁵ In this regard, mesoporous γ-Al₂O₃, with controllable surface area, exclusive pore volume, narrow pore-size distribution and nanocrystallinity was synthesized by a solution-combustion and ball-milling method.⁸⁶ These γ-Al₂O₃ also displayed 1.94 mmol g⁻¹ CO₂ adsorption performance at 60 °C and 1.5 MPa pressure. Recently, hydroxide modified activated alumina granules have been used for the same and achieved an adsorption capacity of about 146.70 and 130.84 mg g⁻¹ at 20 °C and 6 bar pressure for NaOH and KOH, respectively.⁸⁷ Ramaprabhu and co-workers prepared graphene based Fe₃O₄ nanocomposites having CO₂ adsorption performance of 60, 35, and 24 mmol g⁻¹ at 11 bar pressure at 25, 50, and 100 °C, respectively.⁸⁸ Conventional inorganic metal oxides have also been explored as an adsorbent for CO₂ uptake over the years. There are

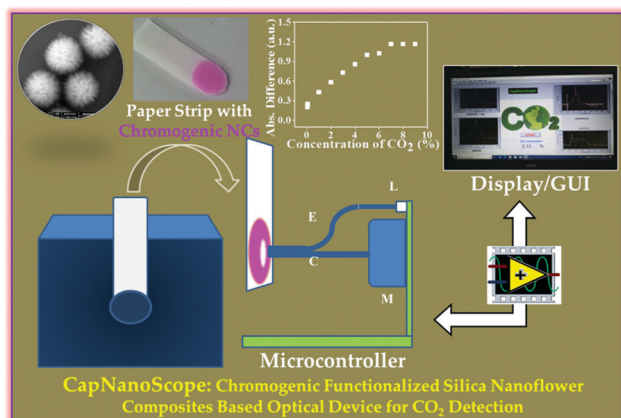


Fig. 3 Chromogenic silica nanoflowers-based optical device (CapNanoScope) has been developed for the detection and estimation of CO₂ in the presence of environmentally relevant gases at ambient temperature and pressure. The figure is reproduced with permission from ref. 82.



numerous reports on other adsorbents for CO₂ capture, such as lithium zirconates, strontium titanates, hydrotalcites, calcium oxide, magnesium oxide, *etc.*^{89–91} Lithium containing material supports usually exhibit superb performance, but excessive diffusion resistance impedes their application for real-world problems.⁹² However, the importance of calcium supported materials is well-known for their large abundance, low market price, high adsorption efficiency, rapid kinetics and excellent stability.⁹³ The stoichiometric reaction between calcium oxide (CaO) and CO₂ forms calcium carbonate (CaCO₃) at high temperature, and recyclability is performed after thermal decarbonation treatment. The tuning of synthetic parameters results in the formation of calcium supported materials with controllable pore architecture, which further activates the CO₂ adsorption process. Adsorption performance can be further improved by incorporation of additives, like MgO, NaCl, CaTiO₃, *etc.* within the material network, or reactivation treatment by steam hydration.⁹⁴ Extraordinary CO₂ capture performance with long-term cycling stability was further obtained for the CaO/Ca₁₂Al₁₄O₃₃ matrix by Li *et al.*⁹⁵ In this respect, CaO dispersed in the ordered network of SBA-15 exhibited adsorption performance of about 10 mol kg⁻¹ with relatively high sorbent stability.⁹⁶

Likewise, layered double hydroxides (LDHs), classified as clay material with exposed anionic or basic sites, can also be employed for CO₂ adsorption.⁹⁷ Costa and co-workers reported Mg–Al–CO₃ based layered double hydroxide for CO₂ capture from flue gases at elevated temperature up to 200 °C.⁹⁸ Even after multiple cycles, regenerated adsorbent attained an adsorption capacity up to 98% of its initial intake. Huang *et al.* studied LiAl₂-layered double hydroxides for CO₂ fixation under controllable experimental conditions, such as the Li/Al ratio in the synthetic process, annealing temperature, role of K₂CO₃ as an additive, impact of charge compensating anions and adsorption temperature.⁹⁹ By optimal doping with K₂CO₃, CO₂ intake performance was significantly increased up to 1.27 and 0.83 mmol g⁻¹ at 60 and 200 °C, respectively. The Li/Al hydrotalcite network can be strategically modified with polyethylenimine (PEI) loading for the same purpose.¹⁰⁰ The fabrication of layered double oxide (LDO) grafted with exfoliated reduced graphene oxide (rGO) and layered titanate nanosheets showed a synergistic impact on CO₂ adsorption compared to their pristine LDO as well as LDO–rGO composite.¹⁰¹ Their strategy unequivocally corroborates the importance of restacked assembly of rGO nanosheets consisting of titanate counter parts to construct splendid hybrid adsorbents for CO₂ capture. In recent time, Xia and co-workers have mechanistically manifested the structural tuning of bulk ZnAl layered double hydroxides (ZnAl-LDHs) to 2D monolayer ZnAl-LDHs (monolayer-LDHs) for low temperature CO₂ intake applications.¹⁰² The experimental findings have been further computationally supported in terms of electronic activity of porous monolayer-LDHs.

Traditionally, ionic liquids (ILs) have been elucidated as “designer solvents” for CO₂ activation. The use of ILs for CO₂ fixation can be further extended to the commercial market due to their nano-volatility nature, intrinsic structural modulation and extensive affinity towards CO₂.¹⁰³ To enhance the inherent

CO₂ capture capacity, amine modified “task-specific” structural tuning has been designed for ionic-liquids.^{104,105} It is worth mentioning that the anion moiety of ILs has a pivotal impact on CO₂ fixation compared to their cationic counter parts.^{106,107} Wang *et al.* introduced an equimolar combination of imidazolium-based ionic liquids and a super base for CO₂ capture.¹⁰⁸ The intake can be further improved using a super base ionic liquid-containing deep eutectic solvent strategy that operates synergistically along with the formation of carbamate and carbonate for IL and EG with CO₂, respectively.¹⁰⁹ On other hand, utilization of polymeric ionic liquids (PILs) has been considered a lot for bulk-scale capture in the industrial circuit.¹¹⁰ The benefit of PILs over ionic liquid monomers (ILMs) can be attributed to the basis of their macromolecular framework with strong intra-chain bindings, solid-state appearance, controllable meso-to-nano assembly, improved stability as well as durability and easy processibility.^{111–114} Luo and co-workers studied composite network comprising of PILs with a meso-silica core for broad applications in CCS.¹¹⁵ They also reported meso-SiO₂-P[VBTMA][BF₄] and SiO₂-P[VBTMA][PF₆] as adsorbents with CO₂ intake values of 0.4025 and 0.3793 mmol g⁻¹, respectively, for simulated flue gas containing 10 vol% CO₂ at 30 °C.

Pragmatic scientific interest has also focused on the membrane based CO₂ fixation approach due to its low cost, environmental compatibility and user friendly advantages. Monoethanolamine (MEA) based membrane modules are conventionally established for capture purposes.¹¹⁶ For industrial flue gas, where the concentration of CO₂ is more than 11%, membrane properties are very important for bulk-mode implementation.¹¹⁷ Fu *et al.* investigated a thin film composite (TFC) within membrane reactor, modified by a permeable polydimethylsiloxane (PDMS) intermediate layer for effective CO₂ capture applications.¹¹⁸ Qiao and co-workers reported a membrane with continuous assembly of polymers (CAP) technology, having high permeance as well as excellent gas separation selectivity.¹¹⁹ Recently, a solid-state facilitated transport membrane has been constructed by CO₂-philic amine-compatible poly(vinyl alcohol)-*g*-poly(oxyethylene methacrylate) (PVA-*g*-POEM) graft copolymer and diethylenetriamine (DETA) carriers for CO₂ fixation.¹²⁰ Interestingly, a solid-state PVA-*g*-POEM membrane comprising of DETA, shows excellent stability without any degradation in efficiency for two weeks. Still, membrane based technology is limited in the commercial portfolio because of incompatible material design, complex engineering economics and dynamic mechanics.¹²¹ However, recyclability followed by reusability of the adsorbents is still a challenging task for daily users. Additionally, use of organic solvent during the grafting process restricts its implementation due to its high viscosity, low diffusivity and serious toxicity. For an alternative option, supercritical fluid (SCF) could be used instead of organic solvent for the grafting process. The low viscosity and high diffusivity of SCF enables accessibility of the porous framework, which indeed facilitates CO₂ adsorption.¹²²

To overcome the difficulties during regeneration of adsorbent, an efficient solid support could be designed with hierarchical porosity, consisting of a narrow and ultra-narrow microporous network. Porous organic polymers (POPs) are a renowned class of covalent bonded network of lighter elements like hydrogen (H),



carbon (C), nitrogen (N), oxygen (O), *etc.*¹²³ The state-of-the-art synthesis approach, particularly for porous aromatic frameworks (PAFs), hypercrosslinked polymers (HCPs), polymers of intrinsic microporosity (PIMs), crystalline triazine-based frameworks (CTFs), and conjugated micro-porous polymers (CMPs), already has been illustrated in the literature.^{124–126} POPs, having originated from robust monomers are efficient candidates for CO₂ capture due to their textural property as well as mechanical stability.¹²⁶ For high pressure CO₂ uptake, controllable textural property is a critical parameter, which can assist condensation of CO₂ inside the accessible pores after completion of monolayer coverage, and thus enhances the adsorption capacity. Best performance and selectivity could be achieved for the porous framework with a pore diameter close to 3.3 Å, as it is the kinetic diameter of the CO₂ molecule.¹²⁷ Fig. 4 illustrates the distribution of CO₂ and N₂ gases in a nanoporous azobenzene polymer. HCPs are an interesting class of cross-linked materials with long-range connectivity, having mechanical inertness even after a long cycle.¹²⁸ For HCPs, extensive capture and storage of CO₂ could be facilitated by oxygen rich functional groups through dipole-quadrupole interactions. In this context, MOFs can be recommended as an excellent alternative for CO₂ capture and storage. MOFs are also known as 3-D coordinated polymers of metal unit and organic linkage, where a definite channel pore controls diffusion rate, thereby indicating selective separation of CO₂ from flue gases.¹²⁹ Yaghi and co-workers designed MOFs with important textural features, like interpenetrated channels, square channels, an amino functionalized network, and open metal site for CO₂ capture.^{130–133} Furukawa *et al.* succeeded in preparing enormous porous MOF-210 from Zn₄O(CO₂)₆ through expanding organic linkers. Furthermore, MOF-200 was prepared by slightly manipulating the synthetic parameters, and reported as an excellent adsorbent with a CO₂ uptake capacity of ~16.2 mmol g⁻¹ at 25 °C and 50 bar pressure.¹³⁴ Britt *et al.* demonstrated the fabrication of

Mg-MOF-74 with an open magnesium site rendering a dynamic capacity of about 8.9 wt% with the benefit of regeneration at 80 °C.¹³⁵ The adsorption performance was also examined for MIL-53, which showed a CO₂ uptake capacity of 10.0 mmol g⁻¹ at 30 bar pressure.¹³⁶ In addition, microstructural shrinkage was encountered due to the interaction between the hydroxyl group and CO₂ in MIL-53, while pore accessibility could be regained with increasing CO₂ pressure.

Conventional zeolites are much more thermally stable than MOFs due to stronger Si–O and Al–O linkage. Unique features such as a cage-like porous network, zeolitic microporosity and mechanical inertness have attracted researchers for their potential applications in CO₂ capture. Hedin and co-workers prepared alumina phosphate (AlPO₄-17, AlPO₄-18, AlPO₄-53, and AlPO₄-25) by a hydrothermal crystallization technique followed by annealing, demonstrating remarkable CO₂ uptake capacity and selectivity.¹³⁷ Furthermore, relative low water uptake was usually addressed, revealing the requirement for a lower energy cost during the regeneration process. In this regard, selective adsorption of CO₂ from the binary mixture of CO₂/CH₄ was also achieved for zeolite 5A.¹³⁸ Yang *et al.* designed cation-exchanged zeolitic chalcogenides (M@RWY) using a sequential ion-exchange approach particularly for Cs⁺, Rb⁺ and K⁺. Specifically, a CO₂ adsorption efficiency of about 6.3 mmol g⁻¹ was found by K⁺-exchanged chalcogenides (K@RWY) with isosteric heat of 35–41 kJ mol⁻¹.¹³⁹ This investigation proposes K⁺-exchanged chalcogenides (K@RWY) as an efficient candidate for CO₂ capture with excellent reusability and a water tolerant nature. Zeolitic imidazolate frameworks (ZIFs) are precisely associated with the metal (M) and imidazole (Im) structural network with conventional zeolite-like topological features. Most importantly, the 145° bond angle is accounted for in the M–Im–M linkage, which is similar to the O–Si–O bond angle for the zeolitic framework. ZIFs have been known for their inimitable features, like mechanical inertness, porous architecture, controllable pore-size distribution and organic building blocks. In addition, the hydrophobic nature makes them stable under the influence of moisture, which is the most prominent feature despite having a resemblance to conventional MOFs and zeolites.^{140,141} For conventional ZIFs, CO₂ uptake capacity was reported at about 3.12 mmol g⁻¹ at 0 °C.¹⁴² Despite having identical topological characteristics, the higher surface area increases the number of accessible sites for van der Waals interactions with CO₂, displaying higher adsorption performance. Besides the BET surface area, pore diameter and volume also have an intrinsic role in regulating gas uptake capacity. Chen *et al.* prepared rho-ZMOF and sod-ZMOF using 4,5-imidazole dicarboxylic acid and the best performance was obtained for K⁺-exchanged sod-ZMOF.¹⁴³ In this context, the larger pore volume of rho-ZMOF allowed 25% more CO₂ uptake than sod-ZMOF at high pressure, indicating that free space throughout the zeolitic network could be the predominant factor for rho-ZMOF. Aguado and co-workers described the aqueous based preparative approach of ZIF-93 using a stoichiometric amount of metal and ligand in the presence of ammonia at room temperature, obtaining a useful yield of about 80%.¹⁴⁴ The advantages of this method are the use of eco-friendly solvent

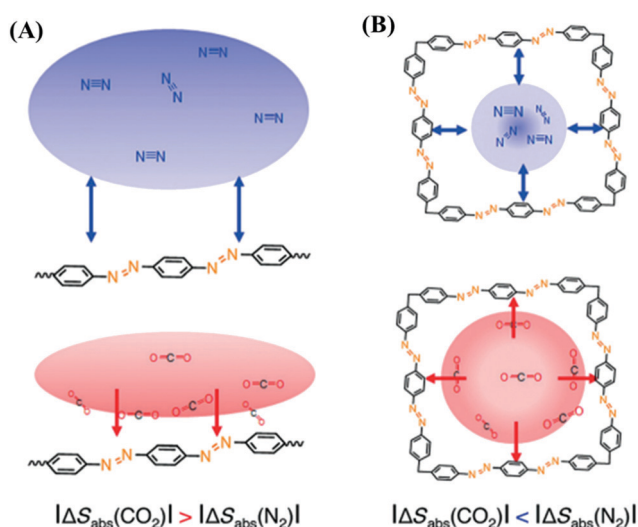


Fig. 4 Pictorial presentation of gas distributions of N₂ (blue) and CO₂ (red) on (A) flat surface and (B) micropore composed of the same functional unit in nanoporous azobenzene polymer. The figure is reproduced with permission from ref. 127.



~10–40 wt% CO₂ in their framework and the concentration of CO₂ inside the pores may be tens to hundreds of times higher than that of gaseous CO₂ in the ambient atmosphere, which is significant when CO₂ is considered as a substrate. However, owing to the high chemical stability of the C=O bond (bond enthalpy +805 kJ mol⁻¹), CO₂ transformation would be challenging; hence, it requires high energy input to break the bond. To resolve this issue, those materials having high surface area, large adsorption capacity of CO₂ and stable catalytic sites, would be significant for the capture and conversion of CO₂ at atmospheric pressure and at room temperature.

3.1. Metal oxides-based catalyst for CO₂ conversion

Microstructural engineering of mesoporous metal oxide endows tremendous industrial awareness, particularly for the catalytic conversion of CO₂. It can be believed that the oddity of formulation and defect design provides a diverse range of properties. Another potential outlook is to control the textural property of catalysts, which includes surface area, pore size, pore geometry and pore-size distribution. Further, d-electrons confined in the nano-domain along with long-range porosity and dynamic redox activity make mesoporous transition metal oxides much more interesting among traditional non-siliceous oxide materials.¹⁵⁹ Apart from this, the influence of surface defects is regarded as a key issue behind the mechanical, optical, thermal, electrical and magnetic behavior of metal oxides.^{160–164} The prudent choice of metal oxides is due to their simple preparative strategy, earth abundance, low-cost and tuneable shape or size.¹⁶⁵ Conventionally, a catalytic framework is an integrated system of active site and supporting material. Metal centres are considered as the active site, where metal oxides (such as SiO₂, Al₂O₃, MgO, ZrO₂, ZnO, CeO₂, etc.) have been employed as the support system.^{166,167} The synergy between active site and support system results from the active site dispersion, distribution of defects, particle size, morphological impact and mechanical properties.¹⁶⁸

Cu/ZnO/Al₂O₃ is a well-known catalyst for methanol production under low pressure CO₂/CO/H₂. However, an excessive amount of CO reduces methanol production and also poisons the platinum (Pt) catalyst in fuel cells.¹⁶⁹ Alumina is usually used for its high temperature stability and surface area support. For better activity, Al₂O₃ is replaced with ZrO₂ which enables a weak hydrophilic interaction, thereby restricting the poisonous effect of water for the catalytic active center compared to Al₂O₃. Furthermore, ZrO₂ delivers better Cu dispersion which provides a high CO₂ adsorption rate and selectivity for methanol.¹⁷⁰ Again, the ZrO₂ incorporation can influence surface basicity, hydrogen dissociation, active intermediate formation and a mechanistic portfolio for methanol production. Amenomiya *et al.* compared the catalytic activity of Cu loaded on different supports, namely Cu/SiO₂, Cu/Al₂O₃, Cu/TiO₂, Cu/ZrO₂ and Cu/ZnO. Among the different catalysts, the best catalytic performance was observed for Cu/ZrO₂ in terms of efficiency of CO₂ reduction and selectivity of methanol generation. The 40% CuO loaded in ZrO₂ results in 4% conversion as well as 81% selectivity at 220 °C and 5 MPa.¹⁷¹ Notably, the monoclinic crystal structure of ZrO₂ has been considered as more effective than tetragonal for such applications.¹⁷² Satokawa and co-workers achieved more selectivity towards methanol utilizing amorphous ZrO₂ by suppressing the decomposition of methanol (Fig. 6).¹⁷³ In₂O₃/ZrO₂ can be used as a splendid catalyst for CO₂ hydrogenation with 100% methanol selectivity under all tested experimental conditions (200–300 °C, 5 MPa, 16 000 h⁻¹) and 1000 h stability at 300 °C under streaming conditions. Here, ZrO₂ helps to protect the In₂O₃ phase from high-temperature annealing, and is responsible for the uniform distribution of oxygen defects.¹⁷⁴ Likewise, ZnO–ZrO₂ can be treated as a catalyst to attain 10% CO₂ conversion efficiency, with selectivity up to 91% for methanol.¹⁷⁵ However, the addition of ZnO within the Cu/ZrO₂ system increases adsorption performance of CO/H₂ and therefore the yield of methanol is improved to a certain extent. Despite the impressive role of ZnO, the catalytic role

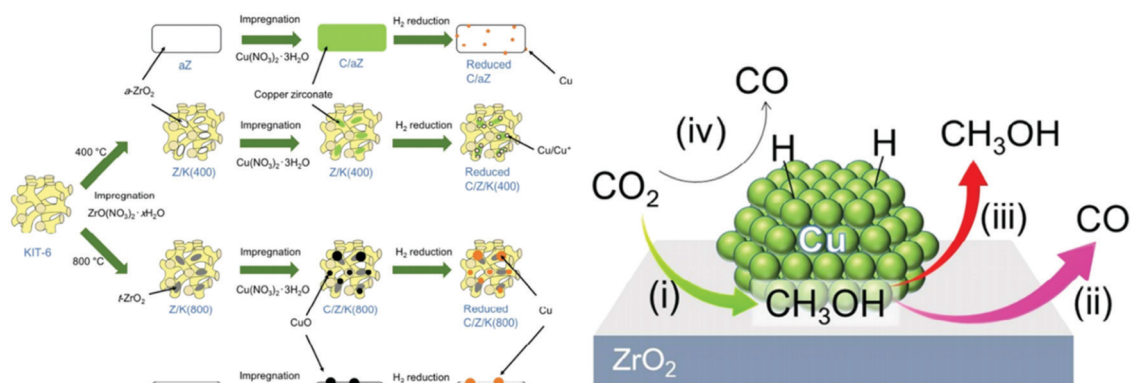


Fig. 6 (left) Pictographic image of the catalyst fabrication of C/aZ, C/Z/K(400), C/Z/K(800) and C/mZ (from the top). (right) Proposed mechanistic view of the methanol hydrogenation process from CO₂ using Cu nanoparticles embedded in ZrO₂. (i) CO₂ hydrogenation to methanol at the interface between Cu and ZrO₂. (ii) Methanol decomposition into CO is observed for strongly adsorbed methanol from the ZrO₂ surface. (iii) Desorption of methanol is easy for weakly adsorbed methanol from the ZrO₂ surface that further suppresses methanol decomposition. (iv) Conversion of CO₂ into CO takes place on the metallic Cu surface via the RWGS reaction. The figures are reproduced with permission from ref. 173.



of other supportive metal oxides, such as WO_3 , Cr_2O_3 , MoO_3 and so on has also been checked.^{176,177} Analogous to $\text{Cu}/\text{ZnO}/\text{ZrO}_2$, several other ternary catalytic frameworks, *e.g.*; $\text{Ag}/\text{ZnO}/\text{ZrO}_2$, $\text{Au}/\text{ZnO}/\text{ZrO}_2$ and $\text{Au}/\text{CeO}_2/\text{ZrO}_2$ have been employed for the same.^{178,179} Interestingly, $\text{Cu}/\text{ZnO}/\text{ZrO}_2/\text{Al}_2\text{O}_3$ provides an enormous yield of methanol, which is 11% higher than $\text{Cu}/\text{ZnO}/\text{Al}_2\text{O}_3$ and 80% higher than commercial catalysts.

Incorporation of ZrO_2 (5 atomic%) plays a crucial role in reducing reversible adsorption of water and CO , which in turn increases the methanol content from both a yield and selectivity point of view.¹⁸⁰ The deliberate amount of ZrO_2 addition during the preparation of the catalytic framework may be the strategy for optimum surface area, distribution of active sites and high-temperature stability.¹⁸¹ Saito *et al.* described the utility of $\text{Cu}/\text{ZnO}/\text{ZrO}_2/\text{Al}_2\text{O}_3/\text{Ga}_2\text{O}_3$ as a multicomponent catalytic composite that holds extraordinary performance for the catalytic reduction of CO_2 to methanol.¹⁸² In recent times, the catalytic reduction of CO_2 to ethanol is regarded as the most challenging task when considering the selectivity and yield. Numerous studies have demonstrated that selective production of ethanol can be obtained using a metal oxide supported catalytic network, like $\text{Pt}/\text{Co}_3\text{O}_4$, $\text{Pd}_2\text{CuNPs}/\text{P}25$, CoAlO_x , *etc.*^{183,184} Nobel metal-based catalysts are well-known for their outstanding ability in the C–C coupling reaction, which is an essential requirement for ethanol formation. However, the high cost and tendency towards formation of higher chain alcohol, restricts the implementation of such a catalyst in routine work. Wang *et al.* optimized the synthetic parameters by adjusting the composition of $\text{Co}-\text{CoO}_x$, and pre-reduction temperature regarding the preparation of CoAlO_x catalyst for the same purpose.¹⁸⁵ At a pre-reduction temperature of 600°C , the yield of ethanol production is about $0.444\text{ mmol g}^{-1}\text{ h}^{-1}$ with 92.1% selectivity at 140°C . The impressive catalytic activity can be ascribed to the co-existence of a $\text{Co}-\text{CoO}$ elemental phase within the $\text{Co}-\text{Al}$ double layer hydroxide, which indeed triggers the formation of acetate from formate *via* the insertion reaction. However, poor selectivity and a lower yield of ethanol was encountered at the pre-reduction temperature of 400°C . This basically indicated the lower hydrogenation tendency to

attain the intermediate step of acetate, which might assist the greater selectivity for methanol production.

Likewise, the production of dimethyl ether directly through the catalytic reduction of CO_2 provides one step forward to valuable petrochemicals. One-step conversion of CO_2 to dimethyl ether requires an efficient dehydration agent along with a hydrogenation catalyst, promoter and support network.¹⁸⁶ In this regard, efficient acidic catalysts, such as HZSM-5, NaZSM-5, $\gamma\text{-Al}_2\text{O}_3$, *etc.* have been employed for the dehydration of methanol.^{187–193} Wang and co-workers reported a physical mixture of $\text{CuO}-\text{ZnO}-\text{Al}_2\text{O}_3-\text{ZrO}_2/\text{HZSM-5}$ for the same issue, and achieved a convenient yield of dimethyl ether *via* catalytic reduction of CO_2 .¹⁹⁴ The framework of the $\text{Cu}-\text{Fe}-\text{Zr}/\text{HZSM-5}$ composite has been fabricated for the synthesis of dimethyl ether from CO_2 and H_2 .¹⁹⁵ The importance of ZrO_2 doping within the $\text{CuO}-\text{Fe}_2\text{O}_3$ catalyst might be the cause of the enhancement in surface area, resulting in enhancement of hydrocarbon selectivity. The excellent conversion efficiency (28.4%) and selectivity (64.5%) for dimethyl ether has been attained by 1.0% ZrO_2 addition at 260°C and 3.0 MPa with gas hourly space velocity of $1500\text{ mL g}_{\text{cat}}^{-1}\text{ h}^{-1}$. The optimized doping amount for ZrO_2 is not only important for the improvement of surface area, but also it influences the reducing feature of the CuO counter-part through deploying outer-shell electron density of Cu^{+2} . Mesoporous ordered bi-functional $\text{Cu}/\gamma\text{-Al}_2\text{O}_3$ catalyst can be used for the same purpose in the presence of promoters, such as gallium or zinc oxide.¹⁹⁶ Phase transformation of promoters directly controls the oxidation states of Cu NPs as well as the degree of aggregation. Furthermore, distribution of acidic sites on mesoporous $\gamma\text{-Al}_2\text{O}_3$ influences the selectivity and rate of dimethyl ether production. The partial appearance of spinel type CuAl_2O_4 on the catalytic surface might be an active site for methanol dehydration. Notably, $\text{Cu}-\text{Zn}-\text{Al}/\text{HZSM-5}$ possesses 97% efficient CO_2 conversion rate at 280°C and an elevated reaction pressure of about 36 MPa.¹⁹⁷ Similarly, Silva *et al.* showed the benefit of Al_2O_3 as the catalytic support over Nb_2O_5 for $\text{Cu}-\text{ZnO}$ catalyst for catalytic reduction of CO_2 .¹⁹⁸ Recently, Suh and co-workers reported the bifunctional activity of $\text{Al}_2\text{O}_3/\text{Cu}/\text{ZnO}$ (shown in Fig. 7) for direct dimethyl ether production from synthesis gas with two to three

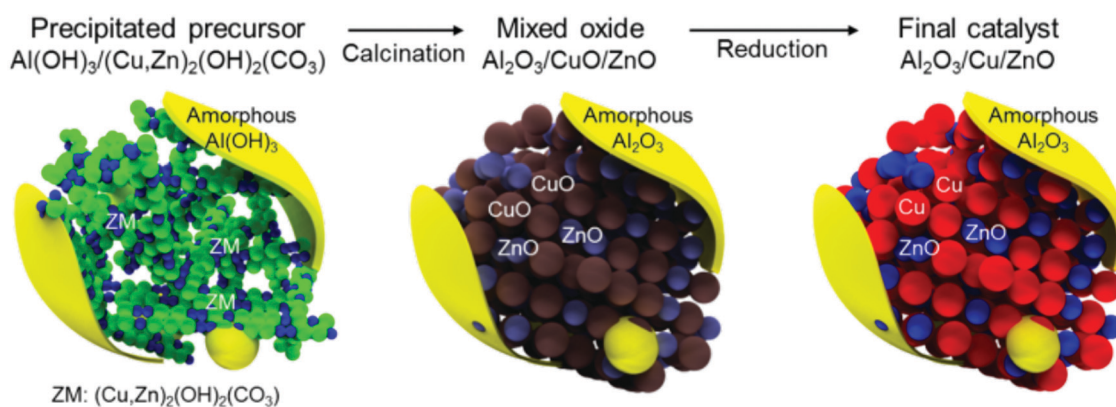


Fig. 7 Catalyst structure for syngas-to-DME conversion. The as-prepared sample is composed of a $(\text{Cu,Zn})_2(\text{OH})_2\text{CO}_3$ network with amorphous $\text{Al}(\text{OH})_3$ as either a shell (surrounding yellow layer) or small aggregates (yellow sphere). The as-prepared sample is transformed into $\text{Al}_2\text{O}_3/\text{CuO}/\text{ZnO}$ after calcination followed by formation of $\text{Al}_2\text{O}_3/\text{Cu}/\text{ZnO}$ *via* the reduction method. The figures are reproduced with permission from ref. 199.



times more yield than a conventional catalytic framework.¹⁹⁹ This synthetic approach provides more accessible Cu atoms throughout the acidic network of Al₂O₃, attributing to the extraordinary performance for the catalytic reduction of CO₂. Furthermore, the same research group demonstrated a sequential precipitation method for the preparation of Al₂O₃/Cu/ZnO for single step conversion of CO₂ to dimethyl ether.²⁰⁰ The best performance has been attained for 80% loading of the aluminium component, which displays a selectivity of 75% for dimethyl ether and 25% CO₂ conversion at 300 °C and 50 bar. To enhance the further selectivity towards dimethyl ether, a dual-bed reactor system approach can be employed with the primary layer of Al₂O₃/Cu/ZnO having 80% loading of the aluminium component, and the secondary layer of zeolite ferrierite. This strategy boosts the selectivity up to 90% for dimethyl ether with little improvement in CO₂ conversion performance.

For the conversion of CO₂ to lower olefins (ethylene and propylene), In₂O₃-ZrO₂/SAPO-34 has been found to be an efficient catalyst with 80–90% selectivity at 15 bar and 400 °C.²⁰¹ The stability of the catalyst was obtained over 50 h without any prominent decay in performance. The influence of ZrO₂ addition was further supported with experimental and computational findings by Sun and co-workers.²⁰² In comparison with pure In₂O₃, incorporation of a zirconium component can accelerate the formation of a greater number of oxygen vacancies, which originate due to the appearance of In_{1-x}Zr_xO_y on the surface of metal oxide. The oxygen defect site further triggers the CO₂ chemisorption and stabilizes the intermediate that suppresses the CO production followed by reduction in RWGS processes. Optimization of synthetic parameters for the preparation of the catalytic framework with the above elemental composition further assists the enhancement of the stability even up to 150 h.²⁰³ The catalytic network of In_{1-x}Zr_xO_y and catalytic support of SAPO-34 zeolite have been required for molecular activation of CO₂ and C–C coupling purposes, respectively. In addition, the ZnZrO/SAPO catalyst can be used to attain 80% selectivity for the production of lower olefins.²⁰⁴ High selectivity over the core-shell microstructure of CuZnZr@(Zn)-SAPO-34 can also be obtained for methanol to olefin conversion.²⁰⁵ Interestingly, incorporation of Zn within SAPO-34 reduces the acidity of the composite framework, which impedes the secondary hydrogenation reaction. Liu *et al.* performed selective conversion of CO₂ to lower olefin using ZnGa₂O₄/SAPO-34 as the bifunctional catalyst.²⁰⁶ Here, development of oxygen vacancies over the ZnGa₂O₄ network are responsible for the formation of formate and methoxide-like intermediate species that are ultimately transformed into methanol. The ZnGa₂O₄/SAPO-34 catalyst maintains selectivity of undesirable CH₄ and CO at less than 1% and 50%, respectively, indicating the prudent catalytic conversion rate of CO₂ with rational selectivity towards lower olefins. Fabrication of an OX-ZEO (oxide-zeolite) catalyst with elemental composition of ZnCrO_x/MSAPO has been reported as a superlative catalyst for light olefins with 110 h stability without any loss of activity.²⁰⁷ The activation of CO and H₂ can be processed over the surface of partially reduced ZnCrO_x, whereas a hierarchical mesoporous network of SAPO induces C–C coupling. The topological features of oxide and oxide/zeolite

composition have a significant impact on CO conversion, while olefin selectivity can be tuned by the pore architecture and acidity of zeolite. Recently, Ye and co-workers derived a Fe_{0.30}Co_{0.15}Zr_{0.30}K_{0.10}O_{1.63} catalyst with enriched oxygen defects rendering 33.24% more light olefin space time yields (STY) than Fe_{0.60}Co_{0.30}K_{0.10}O_{1.40} at 310 °C and 2.0 MPa.²⁰⁸ The promising yield can be attributed to the distribution of oxygen defects throughout the framework of partially reduced Fe_{0.30}Co_{0.15}Zr_{0.30}K_{0.10}O_{1.63}, thus facilitating adsorption and subsequent activation of CO₂ that eventually enables the formation of CO as an intermediate for the generation of light olefins. The use of HZSM-5 instead of SAPO-34 has been proven as an interesting move for the production C₅₊ olefins and gasoline-range hydrocarbons. The catalytic composition with reducible In₂O₃ in the presence of HZSM-5 can be employed to acquire a high octane number towards 78.6% selectivity of gasoline-range hydrocarbons with non-desirable 1% CH₄.²⁰⁹ The close proximity of In₂O₃ and HZSM-5 can be promising to inhibit the RWGS process, which thus endows high yields for gasoline-range hydrocarbon. Furthermore, ZnAlO_x/HZSM-5 was employed for CO₂ hydrogenation to aromatics with 73.9% selectivity and 9.1% CO₂ conversion by Liu and co-workers.²¹⁰ The presence of Zn²⁺ is responsible for the CO₂ activation and the acid site throughout ZnAlO_x/HZSM-5 assists aromatization of intermediate species. Cui *et al.* have recently elucidated the catalytic framework consisting of sodium modified spinel ZnFeO_x and HZSM-5, for direct conversion of aromatics from CO₂ and H₂.²¹¹ The aromatic selectivity reached up to 75.6% with 41.2% CO₂ conversion, demonstrating the importance of elemental composition, particularly the existence of sodium within the catalyst. The enormous aromatic yield and convenient stability have been attained owing to the optimized amount of sodium, the density of the acidic network and hierarchical porosity of the catalyst.

Linear organic carbonates are well-known for their wide-spread application as alkylating, as well as carbonylating, agents for polycarbonate species and oxygenated fuel additives. The clean production of linear organic carbonates is preferable to avoid toxic ingredients from a green and sustainable point of view. Choi *et al.* demonstrated an inimitable strategy to prepare dimethyl carbonate (DMC) from methanol and CO₂ in the presence of dialkyltin methoxide as the catalyst. They thoroughly investigated the intermediate structure by X-ray crystallography and further performed thermolysis of the intermediate to prepare DMC.²¹² Mikkola and co-workers reported ZrO₂ doped with KCl promoted by magnesium turnings for the synthesis of DMC.²¹³ Similarly, polyethylene glycol enfolded potassium bromide can be employed as a splendid catalyst for the manufacture of DMC.²¹⁴ Recently, the synthesis of DMC has been computationally studied using DFT modelling from CO₂ and dimethoxytin(IV) complexes.²¹⁵ Preparation of diethyl carbonate (DEC) was extensively investigated through the carboxylation of ethanol in the presence of different catalysts. Darbha *et al.* introduced ceria as a catalyst along with 2-cyanopyridine for trapping water molecules that shift the equilibrium to increase the yield of product.²¹⁶ Apart from that, a bimetallic Cu–Ni alloy supported by activated carbon, was also reported as a catalytic network for the same purpose.²¹⁷



In recent times, synthesis of DEC has also been successfully performed from CO₂ and ethanol over Ni-Cu@Na₃PW₁₂O₄₀ catalytic surfaces with good yield under optimal conditions.²¹⁸

A large study has focused on the preparation of cyclic carbonate from epoxide using CO₂ as a source of carbonyl groups. Pd NPs embedded within nanorod-like mesoporous TiO₂ as the heterogeneous catalyst were developed to prepare cyclic carbonate through CO₂ fixation at ambient pressure and room temperature. They also demonstrated the influence of Pd NPs as an electron donor, which played a deliberate role in activating the CO₂ molecules, and also the formation of oxyanion species at an intermediate reaction step.²¹⁹ Recently, Mahalingam and co-workers designed Au NPs incorporated parallelepiped α -Fe₂O₃ nanostructures for the same purpose.²²⁰ The synthetic strategy was further generalized for Ag and Cu integrated hematite architectures and the percentage of epoxide conversion was reasonably studied for all the samples. The catalytic trend was found to be as follows: Cu/ α -Fe₂O₃ < Ag/ α -Fe₂O₃ < Au/ α -Fe₂O₃. The reusability of the best catalyst was checked over several cycles, showing remarkable catalytic performance (above 80%) even after 6 cycles (Fig. 8A).²²⁰ Bondarenko *et al.* reported a solvent-free approach for epoxide to cyclic carbonate conversion using ZnCl₂/Al₂O₃. Interestingly, this catalyst was also utilized for the synthesis of sulphur-substituted cyclic carbonate products from the reaction between epoxide and carbon disulphide (CS₂).²²¹ Carboxylic acid grafted SBA-15 was reported as a splendid catalyst for the synthesis of a wide range of cyclic carbonates from epoxide, at atmospheric pressure and room temperature. A post-synthetic focalization technique was employed for the high loading of carboxylic acid over ordered silica along with exclusive pore-wall features, high surface area and thermal stability.²²² Prasad *et al.* succeeded in fabricating hollow marigold CuCo₂O₄ spinel microspheres by solvothermal method and carried out solvent-free epoxide to cyclic carbonate conversion. They also investigated the reusability of the catalytic system (CuCo₂O₄ and tetrabutylammonium iodide combination) in up to five consecutive cycles without any loss in

performance (Fig. 8B).²²³ Numerous other materials, like Si/SiC@C hollow-nanospheres, TiPO₄ flowers, and aluminum porphyrin complexes, can also be used as a catalyst to achieve high conversion efficiency for the chemical fixation of CO₂ under milder conditions.^{224–226} Although zeolites,²²⁷ titanosilicates,²²⁸ and metal oxides²²⁹ were reported as CO₂ fixation catalyst, but they mostly required elevated temperature, pressure and extensive purification steps. Additionally, low product yield could enhance the energy/cost due to increased number of recycling steps. Therefore, it is challenging to develop efficient catalysts to solve the aforesaid issues. To address this concern, we have chosen various functional nanoporous materials *viz.* MOFs, POPs, COFs as heterogeneous supports for the activation of CO₂ with/without using noble metal catalysts, and underlined their recent developments in this article. Moreover, we have illustrated some of the recent progress on such ionic frameworks for CO₂ fixation reactions.

3.2. MOFs as catalysts for the conversion of CO₂

Metal-organic frameworks (MOFs) are hybrid materials with coordinatively unsaturated metal sites and chelated with organic ligands, have outstanding capability towards chemical interaction with CO₂, which is highly inspiring to the scientists for applying MOF-based catalysts in favor of CO₂ fixation and conversion purposes.^{230,231} The catalytic potential of MOFs can be readily controlled by judicious selection of metal-ions/organic ligands in order to tailor their surface property. Another important parameter is the stability of MOFs during catalysis. Metal ions with high coordination number together with high hydrophobicity MOF crystals could be suitable for this purpose. Darendbourg²³² demonstrated that MOFs can capture and store CO₂, while releasing the CO₂ (by heating) for chemical fixation. He anticipated that MOFs with metallosalen as the catalytic sites can easily convert CO₂ and epoxides to polycarbonate plastics. In this context, it is pertinent to mention that CO₂ conversion to carbonates is highly atom economic, and a most elegant artificial CO₂ fixation reaction. Gupta *et al.* have recently

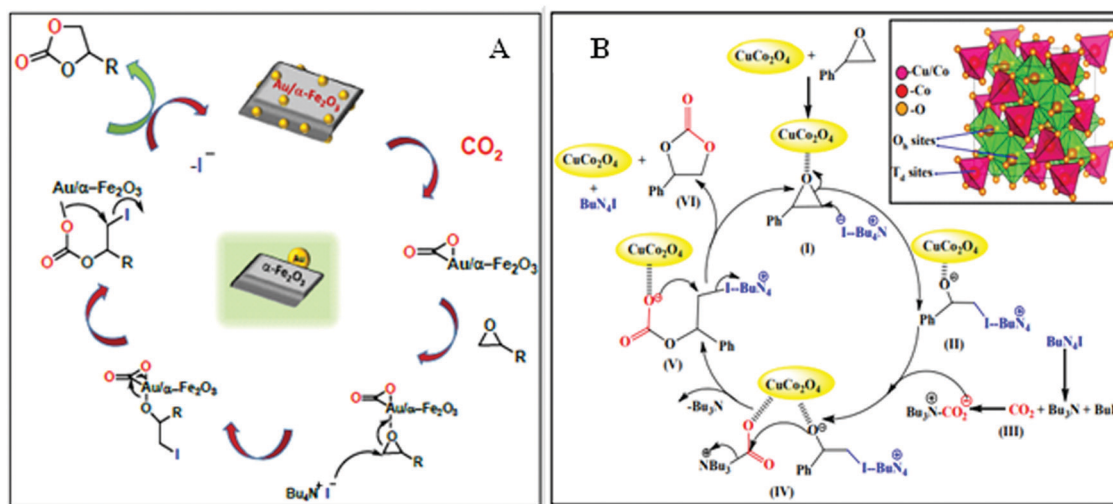


Fig. 8 Pictorial image of the proposed mechanism for the epoxide to cyclic carbonate conversion. The figures are reproduced with permission from (A) ref. 220 and (B) ref. 223.



shown that zinc-based MOF can be used for CO₂ fixation through catalytic conversion of epoxide to cyclic carbonate.²³³ They also found exceptional thermal stability and prudent selectivity for CO₂ adsorption, which can be accredited to their high surface area and microporous nature. The splendid performance of the catalyst was thoroughly studied and explained on the basis of an abundance of unsaturated sites and Lewis acid–base interactions. The utility of MOF with ultra-high concentrations of Zn was further investigated for CO₂ conversion by Jiang and co-workers.²³⁴ They artistically not only attempted to incorporate a single atom within the porous network, but also introduced the photothermal effect in CO₂ cycloaddition trajectory. For a similar purpose, a 3D Zn-MOF with profuse Lewis active sites was designed and implemented as the catalyst for cyclic carbonate conversion in solvent-free conditions at ambient pressure (Fig. 9).²³⁵ Li *et al.* prepared zinc-based 3D-MOFs with abundant active centers for solvent-free CO₂ fixation in the presence of TBAB, and found high TOF values, and excellent stability and recyclability of catalyst up to seven cycles for epoxide to cyclic carbonate conversion.²³⁵ On the other hand, Peppel *et al.*²³⁶ reported the cycloaddition reaction between CO₂ and epoxides, to carbonates at very high pressure and high temperature, in the presence of Lewis acid as the catalyst and Lewis base as the cocatalyst. Mechanistically, it can be said that a typical acid catalyst (*e.g.*, metal or proton) initially coordinates to the epoxide and activates it towards nucleophilic attack by the co-catalyst (commonly used tetraalkylammonium halide) to form halo-alkoxide. The intermediate halo-alkoxide then reacts with CO₂ to yield cyclic carbonates with regeneration of the cocatalyst. The rate law for cycloaddition of CO₂ to epoxide has been postulated by North and Pasquale using homogeneous Al(salen) complex as the catalyst.²³⁷ With a change in

concentration of catalyst, co-catalyst, and CO₂, they found that the reaction is first-order for epoxide, CO₂, and catalyst concentration, while second-order with respect to co-catalyst concentration. The second-order dependence of the rate on the tetrabutylammonium bromide cocatalyst concentration implies that two separate molecules of tetrabutylammonium bromide are involved in the catalytic cycle before the rate-determining step.

Lin and co-workers fabricated Cu(i) sites on Zr₁₂ cluster-based MOFs for ethanol production through selective hydrogenation of CO₂.²³⁸ Interestingly, the selective hydrogenation strategy can also be instigated by Zr-based MOFs with a uniform distribution of Ni components, particularly for the catalytic conversion of CO₂ into CH₄.²³⁹ Cyclization of propargylic alcohols using CO₂ is of great importance to the industrial circuit. Zhao and co-workers proposed noble-metal-free MOFs for solvent-free cyclization of propargylic alcohols and CO₂ under mild conditions with large of turnover number (TON) yield.²⁴⁰ More recently, a series of ruthenium complexes immobilized on azolium-based MOFs have been reported for CO₂ to formic acid conversion with convenient yield and superior recyclability.²⁴¹ Tshuma *et al.* also prepared efficient lanthanum (La)-based MOFs for catalytic hydrogenation of CO₂ to formate under optimized reaction conditions.²⁴² Several homogeneous catalysts containing porphyrin/salen sites show high activity under harsh reaction conditions, which may be insignificant for an economical process.²⁴³ Nevertheless, MOF-based catalysts hold inherent advantages of having vacant/partially coordinated metal ions that can be readily available as the Lewis acid site for the activation of epoxides. Additionally, MOFs having organic ligands can also be useful as the Lewis base. Consequently, we found that MOFs have dual advantages for serving as the bifunctional catalyst in this reaction.

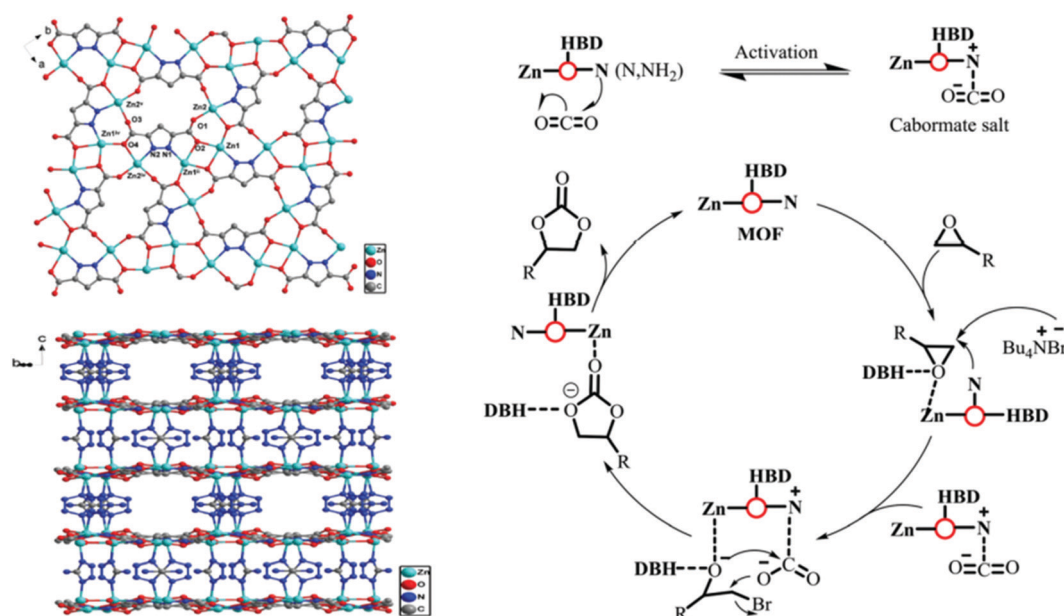


Fig. 9 (left) View down the *c* axis, showing the 2D sheet structure built of Zn centers connected by the PZDC²⁻ anion, and corresponding view of the 3D framework of Zn(PZDC)(ATZ). (right) Possible reaction mechanism for CO₂ coupling over Zn(PZDC)(ATZ)/Bu₄NBr catalysts. HBD stands for NH₂ and water in the Zn(PZDC)(ATZ) catalyst. Figures are reproduced with permission from ref. 191.



Although in the previous section we have discussed important applications of MOF-based catalysts for CO₂ conversion to cyclic carbonates, ZIF is limited in this application. If the linkers of MOFs are catalytically inactive or the metal centre is coordinatively saturated, the catalysis takes place through the defect sites of the MOFs surface. ZIF-8 is exemplary in this regard.²⁴⁴ In this work, ZIF-8 was used as the catalyst for CO₂ cycloaddition to produce cyclopropene carbonate at 70–80 °C for 4 h and 7 bar CO₂ pressure without any solvent or cocatalyst. The reaction gives low to moderate yield of product (44%). Later, ZIF-8 was functionalized with ethylene diamine, which improves the product yield to 73%. It has been found that the ZIF-8 topology is very important for this reaction, as it possesses both Lewis acidic and basic properties, which in turn outperform other catalysts containing single active sites *e.g.*, titanosilicate (acidic) or NH₃ adsorbed zeolites. In ZIF-8, catalysis takes place at the defect sites because styrene oxide is too large to penetrate inside the ZIF-8 pores. The recyclability of ZIF-8 for this reaction is moderate as evidenced by no significant loss of product. However, ~15% basic sites on the ZIF-8 structure are lost due to its repeated use. When ZIF-68, having larger pores (10.3 and 7.8 Å), is used, a cycloaddition reaction takes place without any hindrance.²⁴⁵ The exclusive benefit for synergistic CO₂ fixation can be further extended into simultaneous capture and conversion into value added chemicals for several porous materials under mild conditions.²⁴⁶

Another Zn-based framework MOF-5 (Zn₄O),²⁴⁷ having coordinatively saturated metal centers, cannot catalyze a CO₂ cycloaddition reaction in the absence of any co-catalyst. In contrast to ZIF, MOF-5 has no basic site in the framework; hence, it requires tetraalkylammonium halide as co-catalyst at 50 °C and 60 bar pressure, producing nearly 100% propylene carbonate. Nevertheless, MOF-5 is devoid of any catalytic functionality; therefore, it is primarily the defect sites that are responsible for catalysis. Carrasco *et al.* reported one-step microwave synthesis of metalated PCN-222 for cycloaddition of CO₂ with epoxides and aziridines at atmospheric pressure under mild conditions (Fig. 10). In addition, cobalt as a catalytic site displays remarkable performance compared to

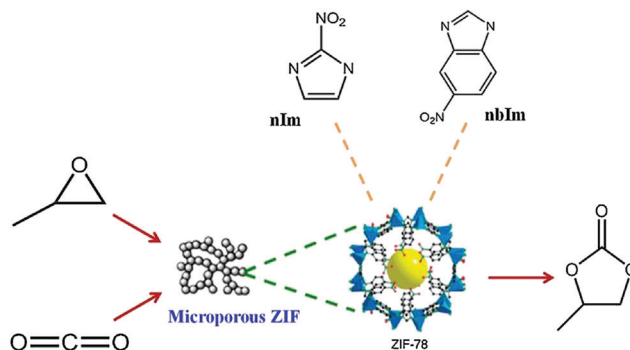


Fig. 11 ZIF-8 catalyzed cycloaddition of CO₂ to epoxides, reproduced with permission from ref. 249.

others such as Ni, Cu, Zn.²⁴⁸ Again, ZIF-78 hexagonal prisms having the same length and thickness of 5 μm, were used in the synthesis of propylene carbonate (PC) from CO₂ and propylene oxide (PO).²⁴⁹ Owing to dual functional sites of ZIF-78, *i.e.*, Lewis acidic (Zn) and basic (–NH of imidazole linker) sites, the reaction takes place without the addition of any co-catalyst or solvent at 150 °C, 10 kg cm^{–2} pressure and 15 h of reaction time. The yield of the product PC is 54%. Schematic representation for the ZIF-78 catalyzed cycloaddition of CO₂ to epoxide is shown in Fig. 11.

In 2016, Park and co-workers²⁵⁸ investigated the catalytic role of high surface area (>1400 m² g^{–1}) CZ-ZIF with sodalite topology, consisting of bimetallic Co, Zn as the active sites and 2-methylimidazole as the ligand sites, for the cycloaddition of CO₂ to epoxide. CZ-ZIF displayed high catalytic efficacy to five-membered cyclic carbonates using CO₂ as the C1 source under solvent- and co-catalyst-free conditions with good selectivity, which is better than ZIF-67, and the framework stability can be comparable to ZIF-8. In other research, Park and co-workers²⁵⁹ prepared amine functionalized ZIF-90 (F-ZIF-90) by post-functionalization of ZIF-90 with hydrazine, having reduced effective pore volume and surface area. This F-ZIF-90 was studied for the catalytic conversion of allyl glycidyl ether (AGE) and CO₂ to cyclic carbonate at 120 °C for 6 h with 1.17 MPa initial pressure of CO₂. The yield and selectivity of carbonate can be increased by >50% after post-functionalization of ZIF-90 with amines. In recent times, Zhong *et al.* synthesized MOFs with a zeolitic microstructure and reported admirable heterogeneous catalytic activity through a super large cage.²⁶⁰ They also obtained high yields, unique selectivity, long durability and outstanding recyclability even after five cycles of catalytic performance. Zhang *et al.* studied the catalytic efficiency of zeolite-like metal organic frameworks (ZMOF) for CO₂ cycloaddition and established the superiority of rho-ZMOF over sod-ZMOF with excellent selectivity and conversion efficiency.²⁶¹ In Table 1, we compare the activity of MOFs and ZIFs as catalysts for the cycloaddition of CO₂ to epoxide.

Another impressive strategy is photocatalysis of CO₂ to form fuels, such as formic acid, methanol and methane. As photocatalysis requires only solar energy as the abundant and renewable energy source, and water as the proton source. Therefore,

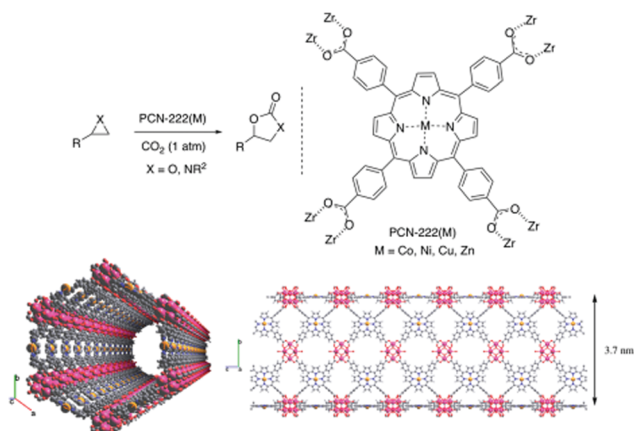
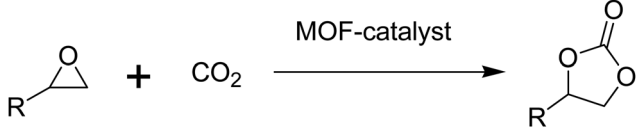


Fig. 10 (top) Schematic presentation of cycloaddition reaction of CO₂ with epoxide and aziridines using PCN-222(M). (bottom) Two different projections of PCN-222(Co) channels along different axis. Figures are reproduced with permission from ref. 248.



Table 1 Comparative study between MOFs and ZIFs as catalysts for the cycloaddition of CO₂ to epoxides


Entry	MOF/ZIF catalyst	Substrate	Reaction conditions	Yield, %	Ref.
1	MOF-505	Propylene oxide	25 °C, 1 atm, 48 h	48	250
2	BIT-103	Propylene oxide	160 °C, 30 atm.	95.2	251
3	ZIF-8-NH ₂	Epochlorohydrin	80 °C, 6.9 atm., 4 h	73.1	244
4	ZIF-68	Styrene oxide	120 °C, 9.9 atm., 12 h	93.3	245
5	Cr-MIL-101	Styrene oxide	25 °C, 8 atm., 48 h	95	252
6	ZIF-22	Epochlorohydrin	120 °C, 11.8 atm., 2 h	99	253
7	PCN-222(Co)	1,2-Epoxy-pentane	25 °C, 1 atm., 12 h	99	248
8	MIL-101-P(<i>n</i> -Bu) ₃ Br.	Propylene oxide	80 °C, 19.7 atm., 8 h	99.1	254
9	MIL-68-NH ₂	Styrene oxide	150 °C, 7.9 atm., 8 h	74	255
10	Ni-TCPE1	Styrene oxide	100 °C, 9.9 atm., 12 h	> 99	256
11	[Cu ₄ [(C ₅₇ H ₃₂ N ₁₂)(COO) ₈]] _n	2-Ethylloxirane	25 °C, 1 atm., 48 h	83	257
12	MIL-101-P(<i>n</i> -Bu) ₃ Br	Propylene oxide	80 °C, 19.7 atm., 8 h	99.1	254
13	ZIF-8	Epochlorohydrin	80 °C, 6.9 atm., 4 h	43.7	244
14	MOF-5	Propylene oxide	80 °C, 19.7 atm., 8 h	2.5	247

this would be a very attractive process for carbon conversion purposes because the other approach, like Fischer–Tropsch process is energy intensive, expensive and contributes further towards CO₂ emissions.²⁶² Although inorganic semiconductors *e.g.*, TiO₂, ZnO, CdS, ZnS are readily available, non-toxic and stable, the catalytic performance of these materials is limited due to the uncontrolled recombination of photo-generated electrons and holes, low uptake of CO₂ and larger absorption cross-section of UV light.²⁶³ Consequently, a great effort has been made to utilize MOFs as the photocatalysts for CO₂ conversion by tailoring their band gap, band edge, organic ligands, *etc.* For the successful synthesis of MOF-based photocatalysis towards CO₂ conversion, it can be said that the lowest unoccupied crystal orbital (LUCO) must be above half the redox potential of the CO₂ reduction reaction, depending on which product is formed. For example, the redox potential for the conversion of CO₂ to formic acid is −3.42 eV, but for methanol and methane it is −3.65 and −3.79 eV, respectively. Again, the electronic properties of MOFs can be monitored through the energy level of the highest occupied molecular orbital (HOMO) and the lowest unoccupied molecular orbital (LUMO) of the ligand. For long lived charge separation, the empty d orbital of the metal should overlap with the LUMO of the ligand to facilitate efficient ligand to metal charge transfer (LMCT). Therefore, the above-mentioned characteristics of MOF clearly signify their true requirement for CO₂ conversion. In Table 2, we summarize several important MOF materials that have been utilized as photocatalysts for CO₂ conversion reactions.

3.3. Polymer based catalysts for fixation of CO₂

Analogous to MOFs, POPs containing metallosalen,^{270,271} metalloporphyrin²⁷² have also been investigated as CO₂ fixation catalysts. Deng and co-workers²²⁶ have discovered a process utilizing a Co/Al-salen-based conjugated microporous polymer (CMP), where the CMP framework can take CO₂ and funnel it to the catalytically active Co/Al site, which is then utilized for the

Table 2 Examples of MOF as the photocatalyst for the conversion of CO₂

Entry	MOF	Light	Proton donor	Product	Yield, μmol g ^{−1} h ^{−1}	Ref.
1	Co-ZIF-9	Visible	TEOA	CO, H ₂	—	264
2	PCN-222	Visible	TEOA	Formate	60	265
3	Ru-MOF	Visible	TEOA	Formate	77.2	266
4	MIL-101 (Fe)	Visible	TEOA	Formate	442.5	267
5	NH ₂ -MIL-125(Ti)	Visible	TEOA	Formate	16.3	268
6	MIL 53 (Fe)	Visible	TEOA	Formate	222.75	267
7	Re doped UiO-67	UV	TEA	CO	—	269

conversion of CO₂ to epoxide. It is significant to mention that a high BET surface area (965 m² g^{−1}) of Co-CMP compared to metallosalen (Al-CMP; 798 m² g^{−1}) and CMP (772 m² g^{−1}), triggers good CO₂ uptake (2.0 mmol g^{−1}) at atmospheric pressure, which is higher comparable to Al-CMP (1.7 mmol g^{−1}), MC-BIF-3H (1.6 mmol g^{−1}) and MC-BIF-5H (0.23 mmol g^{−1}).²⁷³ The authors showed 77.1% yield of cyclic carbonate from homogeneous salen–Co–OAc, which increases to 81.5% at room temperature and atmospheric pressure with Co-CMP in the presence of TBAB as the cocatalyst. So, the utility of Co-CMP is enormous for enhancing CO₂ concentration near the catalytic centers of the pores, justifying the high CO₂ uptake capacity of Co-CMP compared with salen–Co–OAc. Another interesting finding has been observed for porphyrin-based POP which was further modified by metalation with Zn and Co to the corresponding metalloporphyrin-based organic polymer, M(Por)OP, having dense metalloporphyrin sites in the pore wall. The resulting M(Por)OP shows excellent catalytic performance toward the cycloaddition of CO₂ with propylene oxide (PO) to give cyclic propylene carbonate (PC) remarkable selectivity without polycarbonate and other by-products. The reaction proceeds by adding the catalyst, M(Por)OP (M, Zn, Co), co-catalyst (KI, TPPB, TBAB, or DMAP), PO and dichloromethane solvent in a 25 mL stainless autoclave, then adding CO₂ at 120 °C for 2.5 h. The effect of the cocatalyst in this reaction is enormous, as



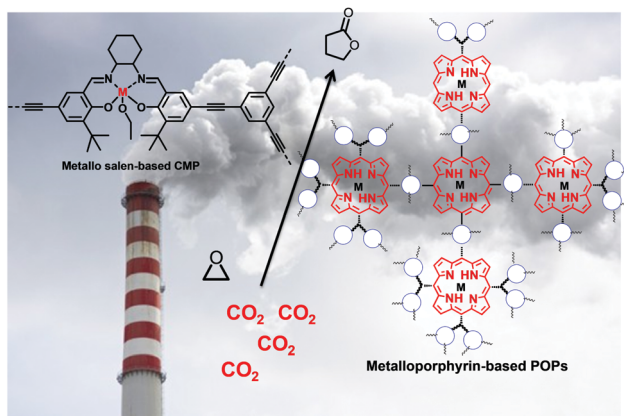


Fig. 12 Co and Al-based CMP as the catalyst for chemical fixation of CO₂, (M = Co, Al).

without its addition, the activity of M(Por)OP was remarkably reduced, yielding a PC of 12% from Co(Por)OP and 20% from Zn(Por)OP, respectively. In Fig. 12, we provide a pictorial representation for the conversion of CO₂ to epoxide, catalyzed by metallocalen and metalloporphyrin units of POPs. Graphitic carbon nitride modified POPs comprising uniform Ag-dispersion were reported as proficient catalysts for carboxylative cyclization of propargyl alcohols using CO₂ under mild experimental conditions.²⁷⁴ Phenanthroline-based POPs with high surface area and porosity can be employed for Ir catalyzed CO₂ hydrogenation for formate production.²⁷⁵ Ru porphyrin-based POPs were also prepared for the efficient hydrosilylative reduction of CO₂ for formate synthesis (Fig. 13).²⁷⁶ Recently, Shao *et al.* synthesized

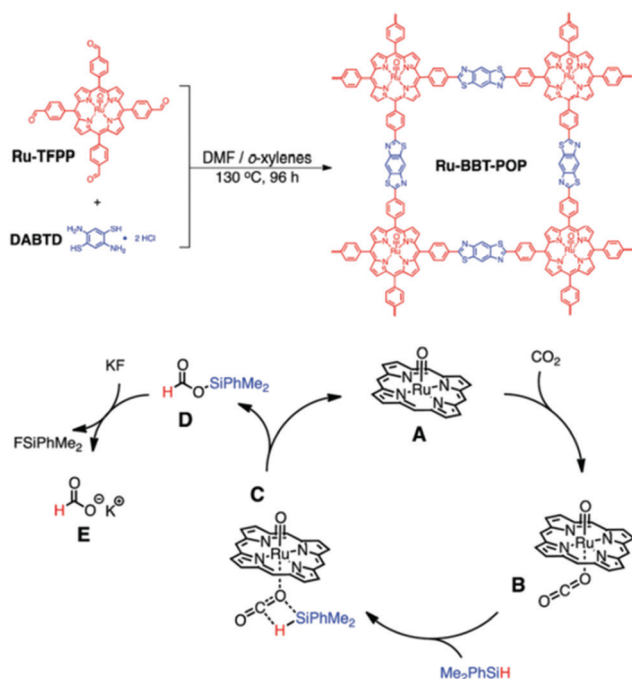


Fig. 13 (top) Synthesis of Ru-BBT-POP. (bottom) Proposed mechanism for the hydrosilylative reduction of CO₂ to potassium formate. Figures are reproduced with permission from ref. 276.

ultrafine Pd NPs-embedded POPs for the chemical transformation of CO₂ into formate under mild condition.²⁷⁷

Similar to the metal-based catalytic sites, metal free cationic POPs containing imidazole²⁷⁸ and bipyridine²⁷⁹ sites are rationally developed as CO₂ fixation catalysts. The utility of cationic polymers for cycloaddition reactions is broad as it accommodates the counter-anion, cocatalyst within a single framework, providing benefits both from economic and environmental perspectives. Nitrogen-rich POPs were used as heterogeneous catalysts for catalytic conversion of CO₂ in the absence of solvents, metals and additives.²⁸⁰ Furthermore, the synthetic design with imidazolium-based ionic liquids on click-based POPs can tune the textural property (surface area and porosity), selectivity towards CO₂ over N₂, CO₂ sorption capacity and catalytic performance, particularly for epoxide to cyclic carbonate conversion. In 2016, Guo *et al.*²⁷⁸ prepared a covalent organic polymer (PAD-3) containing both imidazole and amine sites using azobisisobutyronitrile (AIBN) initiated radical polymerization between amino-functionalized imidazolium bromide and divinyl benzene, giving rise to an ionic copolymer catalyst having small nanopores (3.0–3.2 nm), moderate porosity (80–392 m² g⁻¹) and high ionic density with superior basicity (Fig. 14).

It is known to all that catalysis in halogen free conditions has much importance for the environment. The catalyst shows promising advantages in CO₂ fixation to cyclic carbonates in the absence of any solvent or additives and has high activity and stability compare to various control catalysts, including halogen-containing analogues. Furthermore, high yields were obtained over a wide scope of substrates even under atmospheric pressure and less than 100 °C. Later, the effect of amine functionality on promoting the CO₂ addition activity was probed on the basis of *in situ* Fourier transform infrared (FT-IR) spectroscopy and density functional theory (DFT) calculations of the reaction intermediates. Again, Coskun and co-workers²⁸¹ prepared another cationic polymer comprising of sterically confined N-heterocyclic carbene, which is stable in air and contains super basic characteristics as well as having a strong ability to activate CO₂ (Fig. 15). In this way, a tetrahedral core comprising of tetraphenyl methane incorporating 2,6-diisopropyl aniline moieties at the terminal position could successfully make a 3D nanoporous polymer, NP-NHC. Owing to the super basic nature of NP-NHC, it undergoes chemical fixation of CO₂ to carbonates at room temperature and ambient pressure, with 97% efficiency for the formation of epoxides. Interestingly, it undergoes substrate selectivity due to the availability of sterically hindered imidazolium catalytic sites, which provide a unique opportunity in tailoring a metal free approach for simultaneous capture and conversion of CO₂. 4,4'-Bipyridine containing cationic frameworks having a tetraphenyl core have also been synthesized by Coskun and coworkers.²³⁵ By virtue of large cationic charge in the backbone, different counter anions (Cl⁻, BF₄⁻, PF₆⁻) can be incorporated in the polymer by simply varying the counter anions, both gas sorption and catalytic properties of PCPs can easily be tuned for metal-free capture and conversion of CO₂ into cyclic carbonates with excellent yield.

Apart from amorphous POPs, crystalline COFs remain almost unexplored as CO₂ conversion catalysts.^{282,283} However, few



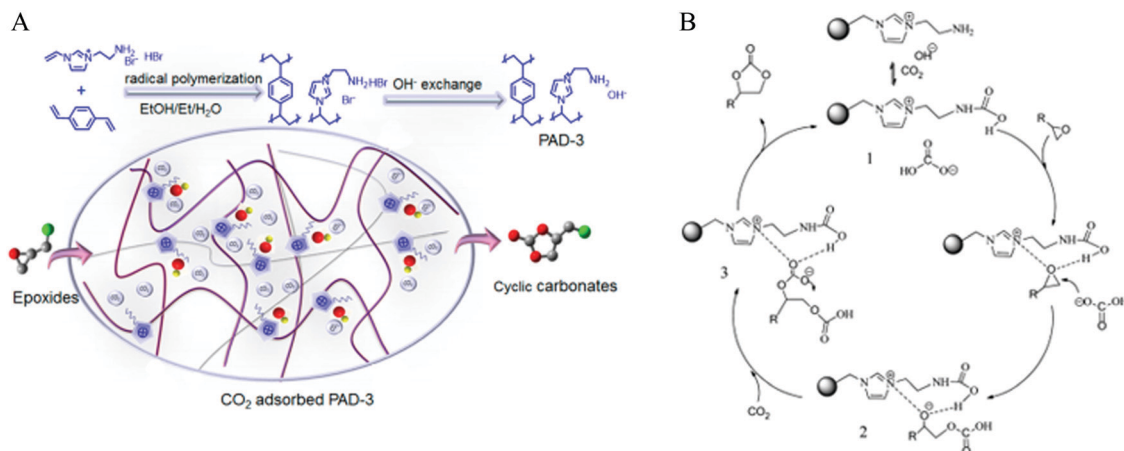


Fig. 14 (A) Synthesis of cationic nanoporous polymers and (B) their application as CO₂ fixation catalysts, reproduced with permission from ref. 278.

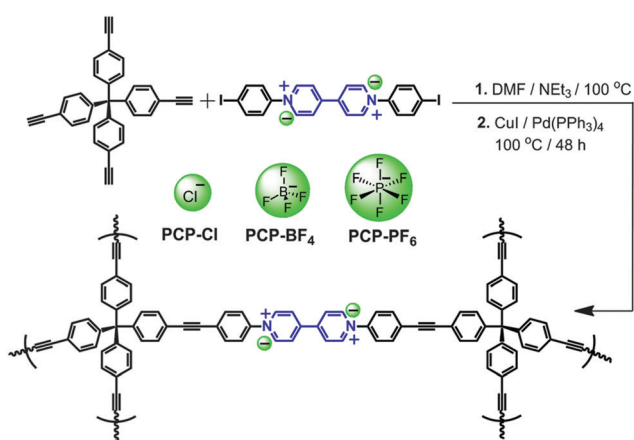


Fig. 15 Schematic representation of the preparation of porous cationic frameworks with different counter anions, reproduced with permission from ref. 235.

functional COFs having N-rich porphyrin and/or imine sites along with aromatic $-OH$ groups, show metal-free fixation of CO₂ to epoxide and oxazolidinones formation. Bhanage and co-workers prepared chemically stable bifunctional COFs (2,3-DhaTph and 2,3-DmaTph) containing two incompatible catalytic sites, *viz.* acidic (catechol) and basic (porphyrin).²⁸² The cooperative effect originated from the presence of hydrogen bond donor (HBD) in 2,3-DhaTph and 2,3-DmaTph catalysts accelerates the cycloaddition reaction of CO₂ with epoxides by promoting the ring opening of epoxide through nucleophilic attack and stabilizing the oxyanion intermediate, which was also demonstrated by computational analysis.²⁸⁴ It was observed that 2,3-DhaTph and 2,3-DmaTph catalyzed synthesis of cyclic carbonates (yield 98%) requires 1 atm. CO₂ pressure, 110 °C temperature and 12 h time with a ratio of styrene oxide:cocatalyst = 200:1. In another work, porphyrin in DhaTph and DmaTph was replaced by triazine units and the resulting COFs prepared by Liu and co-workers²⁸³ are named as COF-JLU6 and COF-JLU7, which also possess a similar functional group effect for the activation of CO₂ to carbonates (yield >90%) under 0.1 MPa CO₂, 40 °C and 48 h of reaction time with styrene oxide:cocatalyst = 20:1.

Additionally, COF-JLU6 and COF-JLU7 have high BET specific surface area up to 1390 m² g⁻¹ and large pore volume of 1.78 cm³ g⁻¹. Among these COFs, COF-JLU7 displays CO₂ uptake of 3.5 mmol g⁻¹ at 273 K and 1 bar.

3.4. Metal NPs as active sites for CO₂ conversion

In addition to the metal complex supported by MOFs and POPs, metal NPs mediated CO₂ fixation reactions have also attracted a lot of interest for carbon removal applications.²⁸⁵ Recently, progress has been made in CO₂ transformation to methanol, formic acid, carbonates, urea, *etc.* It is known to all that metal NPs demonstrate poor catalytic performance because of their agglomeration in solution due to their high surface-to-volume ratio. This can be prevented through immobilizing them on solid microporous and mesoporous supports. In this regard, a wide range of NPs, *e.g.*, Ag, Fe, Zn, Pd, Cu, Ni have been loaded over the porous frameworks of the support and subsequently proven to be stabilized during the catalytic process. Therefore, depending on the nanostructure and the type of NPs, several substrates can be activated and bonded with CO₂. For instance, Ni NPs at the surface of bimetallic CuNi NPs can adsorb and strongly activate CO₂, which facilitates a prompt reaction with electron-rich substrates and finally forms CO₂-addition products.²⁸⁶ Furthermore, CuPt bimetallic nanoclusters on a TiO₂ support can also strongly bind CO₂ intermediates, which in turn increase the CH₄ formation rate.²⁸⁷ The enhanced hydrogenation activity of CO₂ to methanol using Ga-doped Cu-ZnO supported catalysts was observed possibly due to the formation of very reactive CuZn species.²⁸⁸ Again, Pt NPs deposited on Co can be very effective in CO₂ methanation reactions because of the formation of PtCo bimetallic species. It can be said that metallic NPs (Ag/Cu) have great potential for the activation of alkyne to electron-rich acetylides during the synthesis of carboxylates, where CO₂ is used as the carboxylating agent.²⁸⁹ Ag NPs show good efficiency for the carboxylation of terminal alkynes.²⁹⁰ Likewise, CeO₂ NPs are utilized for the synthesis of urea from amines and CO₂. At high CO₂ pressure, Pd NPs produced oxazolidinones from propargylamines, aryl halides and CO₂.²⁹¹ Furthermore, Chen and co-workers²⁹² showed that Ag NPs trapped in MOF (MIL-101)



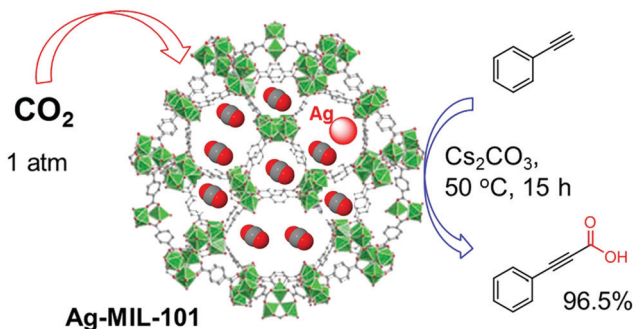


Fig. 16 Carboxylation of terminal alkynes with CO₂ using Ag-MIL-101 catalyst, reproduced with permission from ref. 246.

can also act as good heterogeneous catalysts for the carboxylation of terminal alkynes with CO₂, suggesting Ag NPs and its salts are efficient catalysts for this reaction. Fig. 16 illustrates the carboxylation of terminal alkynes with CO₂ to propiolic acid using the highly efficient Ag-MIL-101 catalyst.²⁴⁶

Apart from NPs stabilized by MOFs, Yang *et al.*²⁹³ demonstrated the stabilization and activation of NPs utilizing mesoporous poly(triphenylphosphine) with azo functionality, (poly(PPh₃-azo)), which was synthesized by oxidative polymerization of P(*m*-NH₂Ph)₃ under ambient conditions (Fig. 17). They showed that the azo and PPh₃ moieties in the polymer are essential for coordination with metal ions (*e.g.*, Ru³⁺) and also to reduce Ag⁺ to the metallic form. The resultant metalated poly(PPh₃-azo) (*e.g.*, poly(PPh₃-azo-Ag or -Ru) was found to be a highly efficient catalyst for CO₂ transformation. Poly(PPh₃-azo-Ru exhibited good activity for the methylation of amines with CO₂. Interestingly, the authors demonstrated that the high performance of the catalyst could be because of cooperative effects between the polymer frameworks and the metal species. Bimetallic Ni-Pd/SBA-15 alloy was prepared for selective hydrogenation of CO₂ to CH₄.²⁹⁴ They also established that a 3 : 1 ratio of Ni : Pd was the best combination, with convenient 0.93 mol of CH₄ yield per mol of CO₂ at 430 °C. Bustinza *et al.* successfully designed bimetallic Ru-Ni based alumina coated monoliths using a consecutive impregnation method for CO₂ methanation with low pressure drop at high space velocities.²⁹⁵ Recently, Chaudret and co-workers reported a surface engineering technique to fabricate an Fe-Ni catalytic network for selective magnetically induced CO₂ hydrogenation towards CH₄ under mild conditions (Fig. 18).²⁹⁶

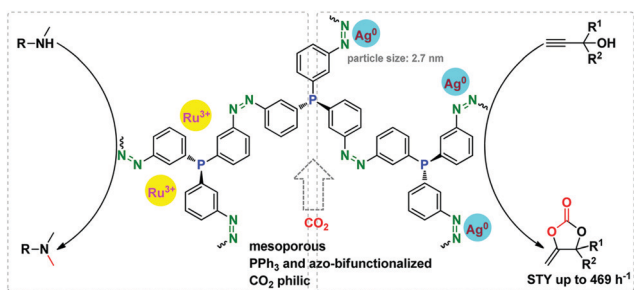


Fig. 17 CO₂ transformation with mesoporous poly(PPh₃-azo-Ag or -Ru, reproduced with permission from ref. 293.

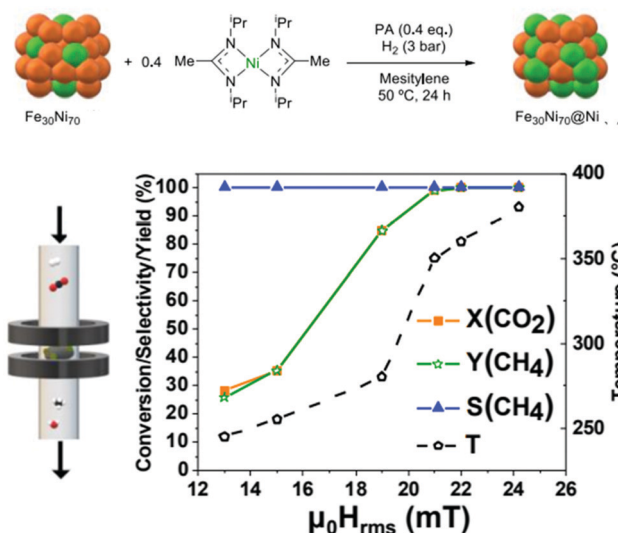


Fig. 18 (top) Synthesis of Fe₃₀Ni₇₀@Ni NPs by decomposition of Ni(iPrNC(CH₃)NiPr)₂ under a H₂ atmosphere in the presence of Fe₃₀Ni₇₀. (bottom) Magnetically induced CO₂ methanation in a down-flow reactor using Fe₃₀Ni₇₀@Ni NPs, reproduced with permission from ref. 296.

Fascinatingly, the Fe-Ni based bimetallic cluster also acted as a superior heating agent under a low magnetic field. Interestingly, bimetallic Au-Cu embedded Cu submicron arrays demonstrated the capability of ethanol formation through CO₂ reduction.²⁹⁷ Tsang and co-workers demonstrated a Rh-In catalyst for industrially scalable methanol production, and also showed excellent efficiency to inhibit reverse water gas shift under controlled H₂-deficient flow conditions.²⁹⁸

Furthermore, photochemical and electrochemical pathways for CO₂ fixation reactions with metal NPs are equally efficient, economic and demanding for sustainable chemistry research. In this regard, several inorganic nanomaterials, TiO₂, ZnO, CdS, ZnS, SrTiO₃, *etc.* when suspended in water with a rich CO₂ environment, can reduce CO₂ to formaldehyde, formic acid, methanol and methane.²⁹⁹ For the photocatalytic reduction of CO₂, Li and co-workers³⁰⁰ reported the increase in CH₄ selectivity from the Cu NPs deposited on the TiO₂ surface, which could be attributed to the presence of surface defect sites for the stabilization of electrons and holes. Additionally, graphene oxide (GO) shows favorable band-gap and a low electron-hole recombination rate, which favors the activity of metal NPs for selective photo-reduction of CO₂ to CH₄.³⁰¹ Electrochemically, CO₂ can also be converted to CH₄ in the presence of Cu-Pd nanoalloy deposited on an organic polymer. A synergy between Cu-CO and the *in situ* generated Pd-H, might be crucial for achieving high CH₄ selectivity.³⁰² Additionally, Cu NPs deposited on graphene nanosheets are also effective in the electrochemical reduction of CO₂. Furthermore, Bi NPs on ionic liquid³⁰³ and Ag NPs on carbon nanotubes³⁰⁴ can also promote the electrochemical reduction of CO₂ to CO. Again, Rybchenko *et al.* observed high Faradaic efficiency for methanol synthesis from pyridine as a simple organic precursor under high CO₂ pressure over a Pt-based electrode.³⁰⁵ Song *et al.* proposed a one-pot silver-catalysed method



for the synthesis of 2-oxazolidinones using propargylic alcohols, CO₂, and 2-aminoethanols.³⁰⁶ The scope of application was further extended to synthesize cyclic urea using diamines, CO₂ at low pressure (~0.3 MPa) in the presence of CeO₂ as the catalyst.³⁰⁷ Sun *et al.* also employed CO₂ for the preparation of 4-aryl-2-quinolinones using *N*-tosylhydrazones, 2-iodoanilines at atmospheric pressure.³⁰⁸ The synthetic protocol was performed in the presence of palladium as the catalyst with the instantaneous development of two C–C, one C=C and one C–N bond formations in amide. All these investigations actually demonstrate the efficacy of metal NPs based catalyst for CO₂ transformation reactions.

4. Outlook and future directions

Porous networks have been considered as an ideal candidate for CO₂ fixation under ambient conditions owing to their controllable microstructure, optimized distribution of active centers and surface area with hierarchical porosity and surface acidity. In addition, surface functionalization with amine groups together with the presence of heteroatoms has been established to have significant influence on CO₂ adsorption. However, direct use of atmospheric CO₂ is still a challenging issue due to the low concentration in ambient air, which is around 400 ppm. Interestingly, the low energy strategy using MEA and their derivatives were chosen for ultimate CO₂ fixation from atmospheric resources. The acid assisted recycling technique to release the absorbed CO₂ for long-term use was reported and established as a novel CO₂ generator. Likewise, the unique strategy of CO₂ fixation using oxazolidinone derivatives to manufacture valuable organic heterocyclic compounds, well-known intermediates in the pharmaceutical industry, has also been demonstrated. Recently, significant progress has been made in the preparation of organic heterocyclic compounds using CO₂ under ambient conditions. Again, metal-free CO₂ reduction has captured a lot of attention due to the simple synthetic approach involving cheap earth-abundant reagents under mild conditions. Furthermore, low energy of activation and low toxicity of reagents motivated a metal-free CO₂ incorporation mechanism in heterocyclic compounds.^{309,310} A unique strategy to reduce carbon dioxide to methoxyborane in the presence of several hydroboranes was reported employing a *N*-heterocyclic carbene based homogeneous catalyst under ambient conditions. The efficiency of the mechanistic pathway was further supported by the turnover number calculation.³¹¹ Traditionally, ionic liquids (ILs) have been elucidated as “designer solvents” for CO₂ activation.^{312,313} Still, the potential requirement is very high in the commercial market for inexpensive catalysts to be used for CO₂ activation together with organic molecules under ambient conditions.

The understanding of a sustainable synthetic strategy is extremely important in order to eliminate hazardous substances, restricting global warming, reducing human contact to hazardous chemicals, utilizing green reagents, recycling organic solvents, sensible use of natural wastes and carbon-free energy redeemable processes. The preparative approach can be improved by greener routes for numerous classes of materials; including polymers,

ceramics, MOFs, nanostructured compounds, *etc.*³¹⁴ Several bottom-up processing techniques are already available in the industrial arena, such as sol-gel, solvothermal, solid-state decomposition, electro-deposition, sono-chemical methods *etc.* The key benefit of these methods is the adequate textural precision with controlled metallurgical defects. However, the high cost and low yield of products can be considered as major limitations for these methods in the commercial zone. On the other side, a top-down strategy, particularly a mechanical (ball milling) technique, can be prescribed as the most conventional technique with high productivity and cheap budget. However, mechanical techniques exhibit random structural orientation, and haphazard size and shape for synthetic products. Even after the diverse advantages of the top-down strategy, the bottom-up method is more frequently used and considered to be a more suitable route for the manufacture of nanostructured materials with controllable microstructure and porosity.^{315–317}

Catalytic conversion of CO₂ endows several potential benefits from a sustainable and clean environment context. However, the blue print of catalytic transformation pathways has several critical bottlenecks that need to be overcome for the successful implementation of this technology. It is extremely important to avoid the use of hazardous solvents and reagents during fabrication of catalysts. In addition, recycling catalysts with nominal release of environmental pollutants has been pointed out as a pivotal factor for long-term applications. Catalytic reduction of CO₂ into different valuable products requires a mechanical set-up with a continuous H₂ flow facility. Surprisingly, the bulk-scale H₂ production is still dependent upon fossil fuel consumption, steam reforming, partial oil oxidation and much more. Therefore, generation of H₂ with zero carbon emissions is regarded as the most convenient mode of the green revolution. In this prospect, water splitting is believed to be the most conventional way for large scale H₂ production in modern times. Biomass conversion is also considered as an alternative strategy for the same issue. The *in situ* H₂ production *via* water splitting during catalytic reduction of CO₂ into valuable chemicals is believed to be an energy saving mode evoked recently in the commercial arena. In this context, the fabrication of electrocatalysts has emerged as a promising technology for the electrocatalytic reduction of CO₂, since H₂ is generated *via in situ* water splitting. Catalytic reduction of CO₂ into formic acid is still an industrially challenging task due to the requirement of precious metal complexes as the catalyst, and toxic phosphine compounds as ligands together with harsh reaction conditions. Apart from that, several bottlenecks have been reported, such as formic acid stability, selectivity of solid catalyst and yield of product. Hence, the selection of a catalyst is not only a crucial feature but also the most tricky aspect for the successful implementation in a large scale production house. Although zeolites are advantageous from the thermal stability and surface acidic site point of view, restricted diffusion throughout the zeolitic network limits their potential application for long-term use. To overcome these difficulties, MOFs, COFs, ZIFs and POPs have successfully been employed due to their crystalline network together with pore opening. However, stability and regeneration problems restrict their



industrial application. Though the carbonaceous materials are well-known for their high surface area and low-cost resources, poor selectivity and low capacity confine their application in CO₂ fixation. Presently, there is no entirely established strategy available to combat with the fixation issue. Encouragingly, mesoporous oxides can be an alternative option due to their massive abundance, low cost, hierarchical porosity, mechanical strength and simple synthetic route. Functionalized, naturally occurring clay materials also have huge scope under the same scenario. Thus, the uniform distribution of metal nanoparticles throughout the porous microstructural framework with controllable shape and size may be a unique alternative for the long-standing CO₂ fixation issue.

5. Conclusion

The day by day rise of the human population intensifies industrialization and technological empowerment that inflates CO₂ emissions in the atmosphere. Furthermore, deforestation and insensitive fuel consumption compound the situation. To reduce greenhouse gas emissions and combat global warming, strategic CO₂ fixation into valuable chemicals has emerged as an attractive option for a green economy. In this review, we have discussed the present status of CO₂ fixation, and elucidated different catalytic networks employed for the synthesis of value-added chemicals. The importance of catalytic frameworks is attributed to the basis of composition, porosity, surface area, thermal stability and architecture. In addition, catalytic performance of different materials is described by means of their capacity, selectivity, recyclability and yield of product. The preparative approaches to design a catalytic network have been summarized and presented in brief to support the reader as well as facilitate the researcher work in this advanced field. The advantages of multicomponent catalysts are explored step-wise and we briefly illustrate their role in the conversion of CO₂ into selective chemicals. From the commercial aspect, design and preparative cost of the catalyst play the crucial role in the ultimate production of value-added chemicals. In organic-inorganic hybrid materials, metal or metal oxide NPs in the presence of a porous counterpart exhibit synergetic influence that may help in capturing CO₂ and then transform it into active intermediates, followed by product formation under ambient conditions. The fabrication of a catalyst is governed in such a way that the selective capture of CO₂ can be possible even in the presence of moisture, CO, O₂ and NO_x in flue gas. An ionic liquid derived catalytic framework also has unique features, such as high thermal stability, delocalized charge distribution and volatility, which in turn may come up with their own benefits during the catalytic reaction performed even at high temperature and pressure. It is worth stating that scalable synthesis from earth abundant elements is an essential requirement to develop a catalyst for large scale implementation. Utilization of natural resources, ranging from biomass, rice husk, fly ash and many more, to prepare a porous catalytic network will overcome such a concern and may be an appropriate alternative. Ultimately, sustainable living demands CO₂ fixation with zero

carbon output that encourages low-cost catalyst fabrication with high yield and selectivity.

Abbreviations

MOFs	Metal organic frameworks
ZIFs	Zeolitic imidazolate frameworks
NPs	Nanoparticles
POPs	Porous organic polymers
CCS	Carbon capture and storage
CCU	Carbon capture and utilization
GHSV	Gas hourly space velocity
RWGS	Reverse water gas shift
DME	Dimethylether
LIB	Lithium-ion battery
DAC	Direct air capture
COFs	Covalent organic frameworks
MEA	Monoethanolamine
MDEA	Methyldiethanolamine
DETA	Diethylenetriamine
TETA	Triethylenetetramine
AEEA	Aminoethylethanolamine
PEI	Polyethylenimine
APS	(3-Aminopropyl)triethoxysilane
2N-APS	<i>N</i> -[(3-Trimethoxysilyl)propyl]ethylenediamine
3N-APS	<i>N</i> -[(3-Trimethoxysilyl)propyl]diethylenetriamine
TEPA	Tetraethylenepentamine
SCF	Supercritical fluid
PAFs	Porous aromatic frameworks
HCPs	Hypercrosslinked polymers
PIMs	Polymers of intrinsic microporosity
CTFs	Crystalline triazine-based frameworks
CMPS	Conjugated micro-porous polymers
PAN	Polyacrylonitrile
STY	Space time yields
AGE	Allyl glycidyl ether
ZMOF	Zeolite-like metal organic frameworks
LUCO	Lowest unoccupied crystal orbital
HOMO	Highest occupied molecular orbital
LUMO	Lowest unoccupied molecular orbital
LMCT	Ligand to metal charge transfer
CMP	Conjugated microporous polymer
PO	Propylene oxide
PC	Propylene carbonate
AIBN	Azobisisobutyronitrile
FTIR	Fourier transform infrared
DFT	Density functional theory
HBD	Hydrogen bond donor
GO	Graphene oxide
rGO	Reduced graphene oxide
ILs	Ionic liquids
M	Metal
Im	Imidazole
CS ₂	Carbon disulphide
TON	Turnover number



La	Lanthanum
DMC	Dimethyl carbonate
DEC	Diethyl carbonate
AC	Activated carbon
EG	Ethylene glycol
PILs	Polymeric ionic liquids
ILMs	Ionic liquid monomers
TFC	Thin film composite
PDMS	Polydimethylsiloxane
PVA-g-POEM	Poly(vinyl alcohol)-g-poly(oxyethylene methacrylate)
LDO	Layered double oxide
ZnAl-LDHs	ZnAl layered double hydroxides
CAP	Continuous assembly of polymers
MUF	Massey university framework
UTSA	University of Texas at San Antonio
BBL	Benzimidazobenzophenanthroline
DEA	Diethanolamine
SBA-15	Santa Barbara amorphous type material
MCM-41	Mobil composition of matter no. 41
KCC-1	KAUST catalysis Center
BIT	Beijing Institute of Technology
SAPO	Silicoaluminophosphate
OX-ZEO	Oxide-zeolite
TOF	Turn over frequency
PZDC	Pyrazoledicarboxylic acid
ATZ	Aminotetrazole

Conflicts of interest

The authors declare no competing financial interest.

Acknowledgements

We acknowledge the Technical Research Centre project (AI/1/64/SNB/2014) funded by the Department of Science and Technology (DST), Government of India at S. N. Bose National Centre for Basic Sciences, Kolkata, India. All the authors also acknowledge S. N. Bose National Centre for Basic Sciences, Kolkata, India.

References

- 1 A. Busch, S. Alles, Y. Gensterblum, D. Prinz, D. N. Dewhurst, M. D. Raven, H. Stanjek and B. M. Krooss, *Int. J. Greenhouse Gas Control*, 2008, **2**, 297–308.
- 2 J. Rogelj, W. Hare, J. Lowe, D. P. Van Vuuren, K. Riahi, B. Matthews, T. Hanaoka, K. Jiang and M. Meinshausen, *Nat. Clim. Change*, 2011, **1**, 413–418.
- 3 M. Höök and X. Tang, *Energy Policy*, 2013, **52**, 797–809.
- 4 Y. Jiang, P. Tan, S. C. Qi, X. Q. Liu, J. H. Yan, F. Fan and L. B. Sun, *Angew. Chem., Int. Ed.*, 2019, **58**, 6600–6604.
- 5 J. Rogelj, M. Den Elzen, N. Höhne, T. Fransen, H. Fekete, H. Winkler, R. Schaeffer, F. Sha, K. Riahi and M. Meinshausen, *Nature*, 2016, **534**, 631–639.
- 6 L. Cheng, Y. Jiang, S. C. Qi, W. Liu, S. F. Shan, P. Tan, X. Q. Liu and L. B. Sun, *Chem. Mater.*, 2018, **30**, 3429–3437.
- 7 K. Kole, S. Das, A. Samanta and S. Jana, *Ind. Eng. Chem. Res.*, 2020, **59**, 21393–21402.
- 8 S. J. Davis, K. Caldeira and H. D. Matthews, *Science*, 2010, **329**, 1330–1333.
- 9 Q. Liu, L. Wu, R. Jackstell and M. Beller, *Nat. Commun.*, 2015, **6**, 5933.
- 10 O. Jacquet, X. Frogneux, C. D. N. Gomesa and T. Cantat, *Chem. Sci.*, 2013, **4**, 2127–2131.
- 11 M. Mikkelsen, M. Jørgensen and F. C. Krebs, *Energy Environ. Sci.*, 2010, **3**, 43–81.
- 12 G. Kupgan, L. J. Abbott, K. E. Hart and C. M. Colina, *Chem. Rev.*, 2018, **118**, 5488–5538.
- 13 J. Yu, L.-H. Xie, J.-R. Li, Y. Ma, J. M. Seminario and P. B. Balbuena, *Chem. Rev.*, 2017, **117**, 9674–9754.
- 14 H. Balat and C. Öz, *Energy Explor. Exploit.*, 2007, **25**, 357–392.
- 15 A. Modak and S. Jana, Advances in Porous Adsorbents for CO₂ Capture and Storage, *Carbon Dioxide Chemistry, Capture and Oil Recovery*, InTechOpen, 2018, pp. 165–183.
- 16 S. H. Jun, J. Yang, H. Jeon, H. S. Kim, S. P. Pack, E. Jin and J. Kim, *Environ. Sci. Technol.*, 2020, **54**, 1223–1231.
- 17 A. Rafiee, K. R. Khalilpour, D. Milani and M. Panahi, *J. Environ. Chem. Eng.*, 2018, **6**, 5771–5794.
- 18 M. D. Garbaa, M. Usman, S. Khan, F. Shehzad, A. Galadima, M. F. Ehsane, A. S. Ghanem and M. Humayun, *J. Environ. Chem. Eng.*, 2021, **9**, 104756.
- 19 M. He, Y. Sun and B. Han, *Angew. Chem., Int. Ed.*, 2013, **52**, 9620–9633.
- 20 S. Zeng, X. Zhang, L. Bai, X. Zhang, H. Wang, J. Wang, D. Bao, M. Li, X. Liu and S. Zhang, *Chem. Rev.*, 2017, **117**, 9625–9673.
- 21 A. S. Bhowan and B. C. Freeman, *Environ. Sci. Technol.*, 2011, **45**, 8624–8632.
- 22 J. Shang, X. Guo, Z. Li and Y. Deng, *Green Chem.*, 2016, **18**, 3082–3088.
- 23 W.-G. Cui, X.-Y. Zhuang, Y.-T. Li, H. Zhang, J.-J. Dai, L. Zhou, Z. Hu and T.-L. Hu, *Appl. Catal., B*, 2021, **287**, 119959.
- 24 Y. Yan, Y. Dai, H. He, Y. Yu and Y. Yang, *Appl. Catal., B*, 2016, **196**, 108–116.
- 25 L. Pastor-Pérez, F. Baibars, E. Le Sache, H. Arellano-Garcia, S. Gu and T. Reina, *J. CO₂ Util.*, 2017, **21**, 423–428.
- 26 G. Olah, A. Goepfert and G. K. Prakash, *Beyond Oil and Gas: The Methanol Economy*, Wiley-VCH, 2011, pp. 1–350.
- 27 S. Tada, S. Kayamori, T. Honma, H. Kamei, A. Nariyuki, K. Kon, T. Toyao, K. I. Shimizu and S. Satokawa, *ACS Catal.*, 2018, **8**, 7809–7819.
- 28 P. Bhanja, A. Modak and A. Bhaumik, *Chem. – Eur. J.*, 2018, **24**, 14189–14197.
- 29 K. Saravanan, H. Ham, N. Tsubaki and J. W. Bae, *Appl. Catal., B*, 2017, **217**, 494–522.
- 30 L. Guo, J. Sun, Q. Ge and N. Tsubaki, *J. Mater. Chem. A*, 2018, **6**, 23244–23262.
- 31 T. Biswas and V. Mahalingam, *New J. Chem.*, 2017, **41**, 14839–14842.
- 32 A.-A. G. Shaikh and S. Sivaram, *Chem. Rev.*, 1996, **96**, 951–976.
- 33 A. J. Wills, Y. K. Ghosh and S. Balasubramanian, *J. Org. Chem.*, 2002, **67**, 6646–6652.



- 34 J. P. Mayer, G. S. Lewis, M. J. Cuetius and J. Zhang, *Tetrahedron Lett.*, 1997, **38**, 8445–8448.
- 35 I. Vauthey, F. Valot, C. Gozzi, F. Fache and M. Lemaine, *Tetrahedron Lett.*, 2000, **41**, 6347–6350.
- 36 W. J. Blank, *Certain hydroxyalkylcarbamates, polymers and uses thereof*, US Pat., 4820830, 1989.
- 37 R. Nomura, Y. Hasegawa, M. Ishimoto, T. Toyosaki and H. Matsuda, *J. Org. Chem.*, 1992, **57**, 7339–7342.
- 38 M. Tamura, M. Honda, Y. Nakagawa and K. Tomishige, *J. Chem. Technol. Biotechnol.*, 2014, **89**, 19–33.
- 39 A. Modak and S. Jana, *Microporous Mesoporous Mater.*, 2019, **276**, 107–132.
- 40 X. Zhang, W. Li and A. Lu, *New Carbon Mater.*, 2015, **30**, 481–501.
- 41 K. S. Lackner, H. Ziock and P. Grimes, Carbon Dioxide Extraction from Air: Is It an Option? Proceedings of the 24th Annual Technical Conference on Coal Utilization & Fuel Systems, Clearwater, FL, 1999, pp. 885–896.
- 42 F. S. Zeman and K. S. Lackner, *World Resour. Rev.*, 2004, **16**, 157–172.
- 43 X. Shi, H. Xiao, H. Azarabadi, J. Song, X. Wu, X. Chen and K. S. Lackner, *Angew. Chem., Int. Ed.*, 2020, **59**, 6984–7006.
- 44 S. Das, C. Ghosh and S. Jana, *J. Mater. Chem. A*, 2016, **4**, 7632–7640.
- 45 E. S. Sanz-Pérez, C. R. Murdock, S. A. Didas and C. W. Jones, *Chem. Rev.*, 2016, **116**, 11840–11876.
- 46 D. Wu, Q. Yang, C. Zhong, D. Liu, H. Huang, W. Zhang and G. Maurin, *Langmuir*, 2012, **28**, 12094–12099.
- 47 D. Iruetagoiena, X. W. Huang, M. S. P. Shaffer and D. Chadwick, *Ind. Eng. Chem. Res.*, 2015, **54**, 11610–11618.
- 48 S. Das, A. Maity, M. Pradhan and S. Jana, *Anal. Chem.*, 2016, **88**, 2205–2211.
- 49 S. Jana, S. Das, C. Ghosh, A. Maity and M. Pradhan, *Sci. Rep.*, 2015, **5**, 8711.
- 50 M. Yuan, R. Yang, S. Wei, X. Hu, D. Xu, J. Yang and Z. Dong, *J. Colloid Interface Sci.*, 2019, **538**, 720–730.
- 51 O. T. Qazvini and S. G. Telfer, *J. Mater. Chem. A*, 2020, **8**, 12028–12034.
- 52 Y. Liu, V. C. Kravtsov and M. Eddaoudi, *Angew. Chem., Int. Ed.*, 2008, **47**, 8446–8449.
- 53 S. Xiong, Y. Gong, H. Wang, H. Wang, Q. Liu, M. Gu, X. Wang, B. Chen and Z. Wang, *Chem. Commun.*, 2014, **50**, 12101–12104.
- 54 A. P. Côté, A. I. Benin, N. W. Ockwig, M. O’Keeffe, A. J. Matzger and O. M. Yaghi, *Science*, 2005, **310**, 1166–1170.
- 55 H. J. Noh, Y. K. Im, S. Y. Yu, J. M. Seo, J. Mahmood, T. Yildirim and J. B. Baek, *Nat. Commun.*, 2020, **11**, 1–8.
- 56 R. Balasubramanian and S. Chowdhury, *J. Mater. Chem. A*, 2015, **3**, 21968–21989.
- 57 A. B. Rao and E. S. Rubin, *Ind. Eng. Chem. Res.*, 2006, **45**, 2421–2429.
- 58 A. B. Rao and E. S. Rubin, *Environ. Sci. Technol.*, 2002, **36**, 4467–4475.
- 59 M. R. M. Abu-Zahra, L. H. J. Schneiders, J. P. M. Niederer, P. H. M. Feron and G. F. Versteeg, *Int. J. Greenhouse Gas Control*, 2007, **1**, 37–46.
- 60 C. Nwaoha, T. Supap, R. Idem, C. Saiwan, P. Tontiwachwuthikul, M. J. AL-Marri and A. Benamor, *Petroleum*, 2017, **3**, 10–36.
- 61 S. Mudhasakul, H. M. Ku and P. L. Douglas, *Int. J. Greenhouse Gas Control*, 2013, **15**, 134–141.
- 62 S. Tian, Y. Hou, W. Wu, S. Ren and J. Qian, *J. Taiwan Inst. Chem. Eng.*, 2015, **49**, 95–99.
- 63 M. Yuana, G. Gao, X. Hub, X. Luo, Y. Huang, B. Jina and Z. Lianga, *Ind. Eng. Chem. Res.*, 2018, **57**, 6189–6200.
- 64 S. Y. Choi, S. C. Nam, Y. I. Yoon, K. T. Park and S. J. Park, *Ind. Eng. Chem. Res.*, 2014, **53**, 14451–14461.
- 65 M. Caplow, *J. Am. Chem. Soc.*, 1968, **90**, 6795–6803.
- 66 P. V. Danckwerts, *Chem. Eng. Sci.*, 1979, **34**, 443–446.
- 67 P. M. M. Blauwhoff, G. F. Versteeg and W. P. M. Van Swaaij, *Chem. Eng. Sci.*, 1983, **38**, 1411–1429.
- 68 H. B. Xie, Y. Zhou, Y. Zhang and J. K. Johnson, *J. Phys. Chem. A*, 2010, **114**, 11844–11852.
- 69 B. Lv, B. Guo, Z. Zhou and G. Jing, *Environ. Sci. Technol.*, 2015, **49**, 10728–10735.
- 70 B. Arstad, R. Blom and O. Swang, *J. Phys. Chem. A*, 2007, **111**, 1222–1228.
- 71 B. A. Oyekan and G. T. Rochelle, *AIChE J.*, 2007, **53**, 3144–3154.
- 72 Y. Belmabkhout and A. Sayari, *Energy Fuels*, 2010, **24**, 5273–5280.
- 73 X. Xu, C. Song, J. M. Andresen, B. G. Miller and A. W. Scaroni, *Energy Fuels*, 2002, **16**, 1463–1469.
- 74 X. Xu, C. Song, B. G. Miller and A. W. Scaroni, *Ind. Eng. Chem. Res.*, 2005, **44**, 8113–8119.
- 75 D. Wang, C. Sentorun-Shalaby, X. Ma and C. Song, *Energy Fuels*, 2011, **25**, 456–458.
- 76 X. Ma, X. Wang and C. Song, *J. Am. Chem. Soc.*, 2009, **131**, 5777–5783.
- 77 D. M. D’Alessandro, B. Smit and J. R. Long, *Angew. Chem., Int. Ed.*, 2010, **49**, 6058–6082.
- 78 O. Leal, C. Bolívar, C. Ovalles, J. J. García and Y. Espidel, *Inorg. Chim. Acta*, 1995, **240**, 183–189.
- 79 L. A. Darunte, A. D. Oetomo, K. S. Walton, D. S. Sholl and C. W. Jones, *ACS Sustainable Chem. Eng.*, 2016, **4**, 5761–5768.
- 80 F.-Y. Chang, K.-J. Chao, H.-H. Cheng and C.-S. Tan, *Sep. Purif. Technol.*, 2009, **70**, 87–95.
- 81 S. Das, A. Samanta and S. Jana, *Chem. Eng. J.*, 2019, **374**, 1118–1126.
- 82 K. Kole, A. Halder, S. Singh, A. Samanta, S. Das, A. K. Kundu, D. Bhattacharyya, S. K. Pal and S. Jana, *ACS Appl. Nano Mater.*, 2020, **3**, 4321–4328.
- 83 B. Singh and V. Polshettiwar, *J. Mater. Chem. A*, 2016, **4**, 7005–7019.
- 84 B. Singh and V. Polshettiwar, *Nanoscale*, 2019, **11**, 5365–5376.
- 85 Z. Yong, V. Mata and A. E. Rodrigues, *J. Chem. Eng. Data*, 2000, **45**, 1093–1095.
- 86 F. Granados-Correa, J. Bonifacio-Martínez, H. Hernandez-Mendoza and S. Bulbulian, *J. Air Waste Manage. Assoc.*, 2016, **66**, 643–654.
- 87 N. K. Mohammad, A. Ghaemi and K. Tahvildari, *Int. J. Greenhouse Gas Control*, 2019, **88**, 24–37.
- 88 A. K. Mishra and S. Ramaprabhu, *J. Appl. Phys.*, 2014, **116**, 064306.



- 89 J. Baniecki, M. Ishii, K. Kurihara, K. Yamanaka, T. Yano, K. Shinozaki, T. Imada and Y. Kobayashi, *J. Appl. Phys.*, 2009, **106**, 054109.
- 90 G. Pacchioni, J. M. Ricart and F. Illas, *J. Am. Chem. Soc.*, 1994, **116**, 10152–10158.
- 91 Q. Wang, J. Luo, Z. Zhong and A. Borgna, *Energy Environ. Sci.*, 2011, **4**, 42–55.
- 92 K. Nakagawa, M. Kato, S. Yoshikawa and K. Essaki, *J. Mater. Sci. Lett.*, 2002, **21**, 485–487.
- 93 V. Manovic and E. J. Anthony, *Energy Fuels*, 2008, **22**, 1851–1857.
- 94 V. Manovic and E. J. Anthony, *Environ. Sci. Technol.*, 2007, **41**, 1420–1425.
- 95 Z. S. Li, N. S. Cai and Y. Y. Huang, *Ind. Eng. Chem. Res.*, 2006, **45**, 1911–1917.
- 96 C. H. Huang, K. P. Chang, C. T. Yu, P. C. Chiang and C. F. Wang, *Chem. Eng. J.*, 2010, **161**, 129–135.
- 97 A. de Roy, C. Forano, K. E. Malki and J. P. Besse, *Anionic Clays: Trends in Pillaring Chemistry, Expanded Clays and Other Microporous Solids*, van Nostrand Reinhold, New York, 2002, ch. 7.
- 98 M. K. Ram Reddy, Z. P. Xu, G. Q. Lu and J. C. Diniz da Costa, *Ind. Eng. Chem. Res.*, 2006, **45**, 7504–7509.
- 99 L. Huang, J. Wang, Y. Gao, Y. Qiao, Q. Zheng, Z. Guo, Y. Zhao, D. O'Hare and Q. Wang, *J. Mater. Chem. A*, 2014, **2**, 18454–18462.
- 100 S. P. Chen, X. Sun, X. Luo and Z. Liang, *Ind. Eng. Chem. Res.*, 2019, **58**, 1177–1189.
- 101 H. B. Mohd Sidek, Y. K. Jo, I. Y. Kim and S. J. Hwang, *J. Phys. Chem. C*, 2016, **120**, 23421–23429.
- 102 L. Zhang, Y. Meng, G. Pan and S. Xia, *Inorg. Chem.*, 2020, **59**, 17722–17731.
- 103 S. Zeng, X. Zhang, L. Bai, X. Zhang, H. Wang, J. Wang, D. Bao, M. Li, X. Liu and S. Zhang, *Chem. Rev.*, 2017, **117**, 9625–9673.
- 104 E. D. Bates, R. D. Mayton, I. Ntai and J. H. Davis, *J. Am. Chem. Soc.*, 2002, **124**, 926–927.
- 105 M. J. Muldoon, S. N. Aki, J. L. Anderson, J. K. Dixon and J. F. Brennecke, *J. Phys. Chem. B*, 2007, **111**, 9001–9009.
- 106 J. L. Anthony, J. L. Anderson, E. J. Maginn and J. F. Brennecke, *J. Phys. Chem. B*, 2005, **109**, 6366–6374.
- 107 C. Cadena, J. L. Anthony, J. K. Shah, T. I. Morrow, J. F. Brennecke and E. J. Maginn, *J. Am. Chem. Soc.*, 2004, **126**, 5300–5308.
- 108 C. Wang, H. Luo, X. Luo, H. Li and S. Dai, *Green Chem.*, 2010, **12**, 2019–2023.
- 109 H. Yan, L. Zhao, Y. Bai, F. Li, H. Dong, H. Wang, X. Zhang and S. Zeng, *ACS Sustainable Chem. Eng.*, 2020, **8**, 2523–2530.
- 110 S. Zulfiqar, M. I. Sarwar and D. Mecerreyes, *Polym. Chem.*, 2015, **6**, 6435–6451.
- 111 D. Mecerreyes, *Prog. Polym. Sci.*, 2011, **36**, 1629–1648.
- 112 J. Tang, H. Tang, W. Sun, M. Radosz and Y. Shen, *Polymer*, 2005, **46**, 12460–12467.
- 113 E. I. Privalova, E. Karjalainen, M. Nurmi, P. Mäki-Arvela, K. Eränen, H. Tenhu, D. Y. Murzin and J.-P. Mikkola, *ChemSusChem*, 2013, **6**, 1500–1509.
- 114 A. Wilke, J. Yuan, M. Antonietti and J. Weber, *ACS Macro Lett.*, 2012, **1**, 1028–1031.
- 115 H. Cheng, P. Wang, J. Luo, J. Fransaer, D. E. De Vos and Z.-H. Luo, *Ind. Eng. Chem. Res.*, 2015, **54**, 3107–3115.
- 116 J. Husebye, A. L. Brunsvold, S. Roussanaly and X. Zhang, *Energy Procedia*, 2012, **23**, 381–390.
- 117 S. Roussanaly, R. Anantharaman, K. Lindqvist and B. Hagen, *Sustainable Energy Fuels*, 2018, **2**, 1225–1243.
- 118 Q. Fu, A. Halim, J. Kim, J. M. Scofield, P. A. Gurr, S. E. Kentish and G. G. Qiao, *J. Mater. Chem. A*, 2013, **1**, 13769–13778.
- 119 Q. Fu, J. Kim, P. A. Gurr, J. M. Scofield, S. E. Kentish and G. G. Qiao, *Energy Environ. Sci.*, 2016, **9**, 434–440.
- 120 D. H. Kim, M. S. Park, N. U. Kim, D. Y. Ryu and J. H. Kim, *Macromolecules*, 2018, **51**, 5646–5655.
- 121 R. Khalilpour, K. Mumford, H. Zhai, A. Abbas, G. Stevens and E. S. Rubin, *J. Cleaner Prod.*, 2015, **103**, 286–300.
- 122 C. H. Yu, C. H. Huang and C. S. Tan, *Aerosol Air Qual. Res.*, 2012, **12**, 745–769.
- 123 A. Modak, J. Mondal and A. Bhaumik, *ChemCatChem*, 2013, **5**, 1749–1753.
- 124 S. Das, P. Heasman, T. Ben and S. L. Qiu, *Chem. Rev.*, 2017, **117**, 1515–1563.
- 125 L. Zou, Y. Sun, S. Che, X. Yang, X. Wang, M. Bosch, Q. Wang, H. Li, M. Smith, S. Yuan, Z. Perry and H. C. Zhou, *Adv. Mater.*, 2017, **29**, 1700229.
- 126 Y. Xu, S. Jin, H. Xu, A. Nagai and D. Jiang, *Chem. Soc. Rev.*, 2013, **42**, 8012–8031.
- 127 O. Buyukcakir, S. H. Je, J. Park, H. A. Patel, Y. Jung, C. T. Yavuz and A. Coskun, *Chem. – Eur. J.*, 2015, **21**, 15320–15327.
- 128 L. X. Tan and B. Tan, *Chem. Soc. Rev.*, 2017, **46**, 3322–3356.
- 129 A. E. Baumann, D. A. Burns, B. Liu and V. S. Thoi, *Commun. Chem.*, 2019, **2**, 86.
- 130 M. Eddaoudi, J. Kim, N. Rosi, D. Vodak, J. Wachter, M. O'Keeffe and O. M. Yaghi, *Science*, 2002, **295**, 469–472.
- 131 A. R. Millward and O. M. Yaghi, *J. Am. Chem. Soc.*, 2005, **127**, 17998–17999.
- 132 N. Getachew, Y. Chebude, I. Díaz and M. Sánchez-Sánchez, *J. Porous Mater.*, 2014, **21**, 769–773.
- 133 H. Li, M. Eddaoudi, M. O'Keeffe and O. M. Yaghi, *Nature*, 1999, **402**, 276–279.
- 134 H. Furukawa, N. Ko, Y. B. Go, N. Aratani, S. B. Choi, E. Choi, A. O. Yazaydin, R. Q. Snurr, M. O'Keeffe, J. Kim and O. M. Yaghi, *Science*, 2010, **329**, 424–428.
- 135 D. Britt, H. Furukawa, B. Wang, T. G. Glover and O. M. Yaghi, *Proc. Natl. Acad. Sci. U. S. A.*, 2009, **106**, 20637–20640.
- 136 S. S. Bourrelly, P. L. Llewellyn, C. Serre, F. Millange, T. Loiseau and G. Férey, *J. Am. Chem. Soc.*, 2005, **127**, 13519–13521.
- 137 Q. Liu, N. C. O. Cheung, A. E. Garcia-Bennett and N. Hedin, *ChemSusChem*, 2011, **4**, 91–97.
- 138 M. Mofarahi and F. Gholipour, *Microporous Mesoporous Mater.*, 2014, **200**, 1–10.
- 139 H. Yang, M. Luo, X. Chen, X. Zhao, J. Lin, D. Hu, D. Li, X. Bu, P. Feng and T. Wu, *Inorg. Chem.*, 2017, **56**, 14999–15005.



- 140 S. A. Moggach, T. D. Bennett and A. K. Cheetham, *Angew. Chem., Int. Ed.*, 2009, **48**, 7087–7089.
- 141 Y.-Q. Tian, Z.-X. Chen, L.-H. Weng, H.-B. Guo, S. Gao and D. Y. Zhao, *Inorg. Chem.*, 2004, **43**, 4631–4635.
- 142 A. Phan, C. J. Doonan, F. J. Uribe-romo, C. B. Knobler, M. O’Keeffe and O. M. Yaghi, *Acc. Chem. Res.*, 2010, **43**, 58–67.
- 143 C. Chen, J. Kim, D. A. Yang and W. S. Ahn, *Chem. Eng. J.*, 2011, **168**, 1134–1139.
- 144 E. V. Ramos-Fernandez, A. Grau-Atienza, D. Farrusseng and S. Aguado, *J. Mater. Chem. A*, 2018, **6**, 5598–5602.
- 145 Q. Song, S. K. Nataraj, M. V. Roussanova, J. C. Tan, D. J. Hughes, W. Li, P. Bourgoïn, M. A. Alam, A. K. Cheetham, S. A. Al-Muhtaseb and E. Sivaniah, *Energy Environ. Sci.*, 2012, **5**, 8359–8369.
- 146 F. Gao, Y. Li, Z. Bian, J. Hu and H. Liu, *J. Mater. Chem. A*, 2015, **3**, 8091–8097.
- 147 N. P. Wickramaratne and M. Jaroniec, *ACS Appl. Mater. Interfaces*, 2013, **5**, 1849–1855.
- 148 K. X. Yao, Y. L. Chen, Y. Lu, Y. F. Zhao and Y. Ding, *Carbon*, 2017, **122**, 258–265.
- 149 V. Presser, J. McDonough, S.-H. Yeon and Y. Gogotsi, *Energy Environ. Sci.*, 2011, **4**, 3059–3066.
- 150 G. P. Hao, W. C. Li, S. Wang, G. H. Wang, L. Qi and A. H. Lu, *Carbon*, 2011, **49**, 3762–3772.
- 151 G.-P. Hao, W.-C. Li, D. Qian, G.-H. Wang, W.-P. Zhang, T. Zhang, A.-Q. Wang, F. Schuth, H.-J. Bongard and A.-H. Lu, *J. Am. Chem. Soc.*, 2011, **133**, 11378–11388.
- 152 G. P. Hao, Z. Y. Jin, Q. Sun, X. Q. Zhang, J. T. Zhang and A. H. Lu, *Energy Environ. Sci.*, 2013, **6**, 3740–3747.
- 153 J. Yu, M. Guo, F. Muhammad, A. Wang, F. Zhang, Q. Li and G. Zhu, *Carbon*, 2014, **69**, 502–514.
- 154 J. Yu, M. Guo, F. Muhammad, A. Wang, G. Yu, H. Ma and G. Zhu, *Microporous Mesoporous Mater.*, 2014, **190**, 117–127.
- 155 Z. Y. Jin, Y. Y. Xu, Q. Sun and A. H. Lu, *Small*, 2015, **11**, 5151–5156.
- 156 M. Zhong, S. Natesakhawat, J. P. Baltrus, D. Luebke, H. Nulwala, K. Matyjaszewski and T. Kowalewski, *Chem. Commun.*, 2012, **48**, 11516–11518.
- 157 M. S. Duyara, M. A. ArellanoTreviño and R. J. Farrautoa, *Appl. Catal., B*, 2015, **168–169**, 370–376.
- 158 X. Gao, B. Yu, Z. Yang, Y. Zhao, H. Zhang, L. Hao, B. Han and Z. Liu, *ACS Catal.*, 2015, **5**, 6648–6652.
- 159 Y. Ren, Z. Ma and P. G. Bruce, *Chem. Soc. Rev.*, 2012, **41**, 4909–4927.
- 160 R. J. D. Tilley, *Defects in Solids*, John Wiley & Sons, Inc., 2008.
- 161 A. M. Stoneham, *Theory of Defects in Solids: Electronic Structure of Defects in Insulators and Semiconductors*, Oxford University Press, 2001.
- 162 A. Wold and K. Dwight, *Solid State Chemistry: Synthesis, Structure, and Properties of Selected Oxides and Sulfides*, Springer Science & Business Media, 1993.
- 163 D. M. Smyth, *The Defect Chemistry of Metal Oxides*, Oxford University Press, 2000.
- 164 J. Jupille and G. Thornton, *Defects at Oxide Surfaces*, Springer Series in Surface Sciences, 2015.
- 165 J. Jia, C. Qian, Y. Dong, Y. F. Li, H. Wang, M. Ghossoub, K. T. Butler, A. Walsh and G. A. Ozin, *Chem. Soc. Rev.*, 2017, **46**, 4631–4644.
- 166 R. E. Owen, P. Plucinski, D. Mattia, L. Torrente-Murciano, V. P. Ting and M. D. Jones, *J. CO₂ Util.*, 2016, **16**, 97–103.
- 167 K. Chang, H. Zhang, M.-J. Cheng and Q. Lu, *ACS Catal.*, 2020, **10**, 613–631.
- 168 K. Z. Li and J. G. Chen, *ACS Catal.*, 2019, **9**, 7840–7861.
- 169 K. Ahmad and S. Upadhyayula, *Sustainable Energy Fuels*, 2019, **3**, 2509–2520.
- 170 Y. Wang, S. Kattel, W. Gao, K. Li, P. Liu, J. G. Chen and H. Wang, *Nat. Commun.*, 2019, **10**, 1166.
- 171 Y. Amenomiya, *Appl. Catal.*, 1987, **30**, 57–68.
- 172 K. T. Jung and A. T. Bell, *Catal. Lett.*, 2002, **80**, 63–68.
- 173 S. Tada, A. Katagiri, K. Kiyota, T. Honma, H. Kamei, A. Nariyuki, S. Uchida and S. Satokawa, *J. Phys. Chem. C*, 2018, **122**, 5430–5442.
- 174 O. Martin, A. J. Martín, C. Mondelli, S. Mitchell, T. F. Segawa, R. Hauert, C. Drouilly, D. Curulla-Ferré and J. Pérez-Ramírez, *Angew. Chem., Int. Ed.*, 2016, **55**, 6261–6265.
- 175 J. Wang, G. Li, Z. Li, C. Tang, Z. Feng, H. An, H. Liu, T. Liu and C. Li, *Sci. Adv.*, 2017, **3**, e1701290.
- 176 G. Wang, D. Mao, X. Guo and J. Yu, *Int. J. Hydrogen Energy*, 2019, **44**, 4197–4207.
- 177 G. Wang, D. Mao, X. Guo and J. Yu, *Appl. Surf. Sci.*, 2018, **456**, 403–409.
- 178 Z. Shi, Q. Tan and D. Wu, *Mater. Chem. Phys.*, 2018, **219**, 263–272.
- 179 J. Słoczynski, R. Grabowski, A. Kozłowska, P. Olszewski, J. Stoch, J. Skrzypek and M. Lachowska, *Appl. Catal., A*, 2004, **278**, 11–23.
- 180 X. An, J. Li, Y. Zuo, Q. Zhang, D. Wang and J. Wang, *Catal. Lett.*, 2007, **118**, 264–269.
- 181 P. Gao, F. Li, F. K. Xiao, N. Zhao, N. N. Sun, W. Wei, L. S. Zhong and Y. H. Sun, *Catal. Sci. Technol.*, 2012, **2**, 1447–1454.
- 182 M. Saito, T. Fujitani, M. Takeuchi and T. Watanabe, *Appl. Catal., A*, 1996, **138**, 311–318.
- 183 S. Bai, Q. Shao, P. Wang, Q. Dai, X. Wang and X. Huang, *J. Am. Chem. Soc.*, 2017, **139**, 6827–6830.
- 184 Z. He, Q. Qian, J. Ma, Q. Meng, H. Zhou, J. Song, Z. Liu and B. Han, *Angew. Chem., Int. Ed.*, 2016, **55**, 737–741.
- 185 L. Wang, L. Wang, J. Zhang, X. Liu, H. Wang, W. Zhang, Q. Yang, J. Ma, X. Dong, S. J. Yoo, J. G. Kim, X. Meng and F. S. Xiao, *Angew. Chem., Int. Ed.*, 2018, **57**, 6104–6108.
- 186 R.-P. Ye, J. Ding, W. Gong, M. D. Argyle, Q. Zhong, Y. Wang, C. K. Russell, Z. Xu, A. G. Russell, Q. Li, M. Fan and Y.-G. Yao, *Nat. Commun.*, 2019, **10**, 5698.
- 187 Z. Wang, J. Wang, J. Diao and Y. Jin, *Chem. Eng. Technol.*, 2001, **24**, 507–511.
- 188 Z. L. Wang, J. Diao, J. F. Wang, Y. Jin and X. D. Peng, *Chin. J. Chem. Eng.*, 2001, **9**, 412–416.
- 189 F. Xie, H. S. Li, X. L. Zhao, F. Ren, D. Z. Wang, J. F. Wang and J. L. Liu, *Chin. J. Catal.*, 2004, **25**, 403–408.
- 190 J. Erena, R. Garona, J. M. Arandes, A. T. Aguayo and J. Bilbao, *Int. J. Chem. React. Eng.*, 2005, **3**, 1–15.



- 191 J. Erena, R. Garona, J. M. Arandes, A. T. Aguayo and J. Bilbao, *Catal. Today*, 2005, **107–108**, 467–473.
- 192 A. T. Aguayo, J. Erena, I. Sierra, M. Olazar and J. Bilbao, *Catal. Today*, 2005, **106**, 265–270.
- 193 A. T. Aguayo, J. Erena, D. Mier, J. M. Arandes, M. Olazar and J. Bilbao, *Ind. Eng. Chem. Res.*, 2007, **46**, 5522–5530.
- 194 X. An, Y. Z. Zuo, Q. Zhang, D. Z. Wang and J. F. Wang, *Ind. Eng. Chem. Res.*, 2008, **47**, 6547–6554.
- 195 R. W. Liu, Z. Z. Qin, H. B. Ji and T. M. Su, *Ind. Eng. Chem. Res.*, 2013, **52**, 16648–16655.
- 196 H. Ham, S. W. Baek, C.-H. Shin and J. W. Bae, *ACS Catal.*, 2018, **9**, 679–690.
- 197 A. Bansode and A. Urakawa, *J. Catal.*, 2014, **309**, 66–70.
- 198 R. J. da Silva, A. F. Pimentel, R. S. Monteiro and C. J. A. Mota, *J. CO₂ Util.*, 2016, **15**, 83–88.
- 199 C. Jeong, H. Ham, J. W. Bae, D. Kang, C. Shin, J. H. Baik and Y. Suh, *ChemCatChem*, 2017, **9**, 4484–4489.
- 200 C. Jeong, J. Kim, J. Kim, S. Lee, J. W. Bae and Y. Suh, *Catalysts*, 2019, **9**, 524.
- 201 J. Gao, C. Jia and B. Liu, *Catal. Sci. Technol.*, 2017, **7**, 5602–5607.
- 202 S. Dang, P. Gao, Z. Liu, X. Chen, C. Yang, H. Wang, L. Zhong, S. Li and Y. Sun, *J. Catal.*, 2018, **364**, 382–393.
- 203 P. Gao, S. Dang, S. Li, X. Bu, Z. Liu, M. Qiu, C. Yang, H. Wang, L. Zhong, Y. Han, Q. Liu, W. Wei and Y. Sun, *ACS Catal.*, 2017, **8**, 571–578.
- 204 Z. Li, J. Wang, Y. Qu, H. Liu, C. Tang, S. Miao, Z. Feng, H. An and C. Li, *ACS Catal.*, 2017, **7**, 8544–8548.
- 205 J. Chen, X. Wang, D. Wu, J. Zhang, Q. Ma, X. Gao, X. Lai, H. Xia, S. Fan and T. Zhao, *Fuel*, 2019, **239**, 44–52.
- 206 X. Liu, M. Wang, C. Zhou, W. Zhou, K. Cheng, J. Kang, Q. Zhang, W. Deng and Y. Wang, *Chem. Commun.*, 2018, **54**, 140–143.
- 207 F. Jiao, J. Li, X. Pan, J. Xiao, H. Li, H. Ma, M. Wei, Y. Pan, Z. Zhou, M. Li, S. Miao, J. Li, Y. Zhu, D. Xiao, T. He, J. Yang, F. Qi, Q. Fu and X. Bao, *Science*, 2016, **351**, 1065–1068.
- 208 J. Ding, L. Huang, W. Gong, M. Fan, Q. Zhong, A. G. Russell, H. Gua, H. Zhang, Y. Zhang and R. Ye, *J. Catal.*, 2019, **377**, 224–232.
- 209 P. Gao, S. Li, X. Bu, S. Dang, Z. Liu, H. Wang, L. Zhong, M. Qiu, C. Yang, J. Cai, W. Wei and Y. Sun, *Nat. Chem.*, 2017, **9**, 1019–1024.
- 210 Y. Ni, Z. Chen, Y. Fu, Y. Liu, W. Zhu and Z. Liu, *Nat. Commun.*, 2018, **9**, 3457.
- 211 X. Cui, P. Gao, S. Li, C. Yang, Z. Liu, H. Wang, L. Zhong and Y. Sun, *ACS Catal.*, 2019, **9**, 3866–3876.
- 212 J. C. Choi, T. Sakakura and T. Sako, *J. Am. Chem. Soc.*, 1999, **121**, 3793–3794.
- 213 V. Eta, P. Maki-Arvela, A. R. Leino, K. Kordás, T. Salmi, D. Y. Murzin and J. P. Mikkola, *Ind. Eng. Chem. Res.*, 2010, **49**, 9609–9617.
- 214 S. Kumar and S. L. Jain, *Ind. Eng. Chem. Res.*, 2014, **53**, 15798–15801.
- 215 M. Poor Kalhor, H. Chermette and D. Ballivet-Tkatchenko, *Ind. Eng. Chem. Res.*, 2020, **59**, 6867–6873.
- 216 G. G. Giram, V. V. Bokade and S. Darbha, *New J. Chem.*, 2018, **42**, 17546–17552.
- 217 O. Arbeláez, A. Orrego, F. Bustamante and A. L. Villa, *Top. Catal.*, 2012, **55**, 668–672.
- 218 M. Zhang, *Chem. Pap.*, 2020, **74**, 4493–4505.
- 219 R. Khatun, P. Bhanja, P. Mondal, A. Bhaumik, D. Das and S. M. Islam, *New J. Chem.*, 2017, **41**, 12937–12946.
- 220 G. Tudu, S. Ghosh, T. Biswas and V. Mahalingam, *New J. Chem.*, 2020, **44**, 11887–11894.
- 221 G. N. Bondarenko, E. G. Dvurechenskaya, O. G. Ganina, F. Alonso and I. P. Beletskaya, *Appl. Catal., B*, 2019, **254**, 380–390.
- 222 R. Khatun, P. Bhanja, R. A. Molla, S. Ghosh, A. Bhaumik and S. M. Islam, *Mol. Catal.*, 2017, **434**, 25–31.
- 223 D. Prasad, K. N. Patil, J. T. Bhanushali, B. M. Nagaraja and A. H. Jadhav, *Catal. Sci. Technol.*, 2019, **9**, 4393–4412.
- 224 M. Liu, Y. Luo, L. Xu, L. Sun and H. Du, *Dalton Trans.*, 2016, **45**, 2369–2373.
- 225 A. H. Chowdhury, I. H. Chowdhury and S. M. Islam, *Ind. Eng. Chem. Res.*, 2019, **58**, 11779–11786.
- 226 Y. Qin, H. Guo, X. Sheng, X. Wang and F. Wang, *Green Chem.*, 2015, **17**, 2853–2858.
- 227 E. J. Doskocil, S. V. Bordawekar, B. G. Kaye and R. J. Davis, *J. Phys. Chem. B*, 1999, **103**, 6277–6282.
- 228 R. Srivastava, D. Srinivas and P. Ratnasamy, *J. Catal.*, 2005, **233**, 1–15.
- 229 H. Yasuda, L. N. He and T. Sakakura, *J. Catal.*, 2002, **209**, 547–550.
- 230 W. G. Cui and T. L. Hu, *Small*, 2020, **16**, 2003971.
- 231 W. G. Cui, G. Y. Zhang, T. L. Hu and X. H. Bu, *Coord. Chem. Rev.*, 2019, **387**, 79–120.
- 232 D. J. Darensbourg, *Chem. Rev.*, 2007, **107**, 2388–2410.
- 233 V. Gupta and S. K. Mandal, *Inorg. Chem.*, 2020, **59**, 4273–4281.
- 234 Q. Yang, C. C. Yang, C. H. Lin and H. L. Jiang, *Angew. Chem., Int. Ed.*, 2019, **58**, 3511–3515.
- 235 Y. Li, X. Zhang, P. Xu, Z. Jiang and J. Sun, *Inorg. Chem. Front.*, 2019, **6**, 317–325.
- 236 W. J. Peppel, *Ind. Eng. Chem.*, 1958, **50**, 767–770.
- 237 M. North and R. Pasquale, *Angew. Chem., Int. Ed.*, 2009, **48**, 2946–2948.
- 238 B. An, Z. Li, Y. Song, J. Zhang, L. Zeng, C. Wang and W. Lin, *Nat. Catal.*, 2019, **2**, 709–717.
- 239 L. Zeng, Y. Wang, Z. Li, Y. Song, J. Zhang, J. Wang, X. He, C. Wang and W. Lin, *ACS Appl. Mater. Interfaces*, 2020, **12**, 17436–17442.
- 240 S. L. Hou, J. Dong, X. L. Jiang, Z. H. Jiao and B. Zhao, *Angew. Chem., Int. Ed.*, 2019, **58**, 577–581.
- 241 C. Wu, F. Irshad, M. Luo, Y. Zhao, X. Ma and S. Wang, *ChemCatChem*, 2019, **11**, 1256–1263.
- 242 P. Tshuma, B. C. E. Makhubela, L. Ohrstrom, S. A. Bourne, N. Chatterjee, I. N. Beas, J. Darkwa and G. Mehlana, *RSC Adv.*, 2020, **10**, 3593–3605.
- 243 M. North, R. Pasquale and C. Young, *Green Chem.*, 2010, **12**, 1514–1539.
- 244 C. M. Miralda, E. E. Macias, M. Zhu, P. Ratnasamy and M. A. Carreon, *ACS Catal.*, 2012, **2**, 180–183.
- 245 L. Yang, L. Yu, G. Diao, M. Sun, G. Cheng and S. Chen, *J. Mol. Catal. A: Chem.*, 2014, **392**, 278–283.



- 246 Y. Zhang and D. S. W. Lim, *ChemSusChem*, 2015, **8**, 2606–2608.
- 247 J. L. Song, Z. F. Zhang, S. Q. Hu, T. B. Wu, T. Jiang and B. X. Han, *Green Chem.*, 2009, **11**, 1031–1036.
- 248 S. Carrasco, A. Sanz-Marco and B. Martín-Matute, *Organometallics*, 2019, **38**, 3429–3435.
- 249 Y. F. Lin, K. W. Huang, B. T. Ko and K. Y. A. Lin, *J. CO₂ Util.*, 2017, **22**, 178–183.
- 250 K. W. Frese, *J. Electrochem. Soc.*, 1991, **138**, 3338–3344.
- 251 X. Huang, Y. Chen, Z. Lin, X. Ren, Y. Song, Z. Xu, X. Dong, X. Li, C. Hu and B. Wang, *Chem. Commun.*, 2014, **50**, 2624–2627.
- 252 O. V. Zalomaeva, A. M. Chibiryaev, K. A. Kovalenko, O. A. Kholdeeva, B. S. Balzhinimaev and V. P. Fedin, *J. Catal.*, 2013, **298**, 179–185.
- 253 G. Y. Hwang, R. Roshan, H. S. Ryu, H. M. Jeong, S. Ravi, M. I. Kim and D. W. Park, *J. CO₂ Util.*, 2016, **15**, 123–130.
- 254 D. Ma, B. Li, K. Liu, X. Zhang, W. Zou, Y. Yang, G. Li, Z. Shi and S. Feng, *J. Mater. Chem. A*, 2015, **3**, 23136–23142.
- 255 T. Lescouet, C. Chizallet and D. Farrusseng, *ChemCatChem*, 2012, **4**, 1725–1728.
- 256 Z. Zhou, C. He, J. Xiu, L. Yang and C. Duan, *J. Am. Chem. Soc.*, 2015, **137**, 15066–15069.
- 257 P. Z. Li, X. J. Wang, J. Liu, J. S. Lim, R. Zou and Y. Zhao, *J. Am. Chem. Soc.*, 2016, **138**, 2142–2145.
- 258 R. R. Kuruppathparambil, R. Babu, H. M. Jeong, G. Y. Hwang, G. S. Jeong, M. Kim, D. W. Kim and D. W. Park, *Green Chem.*, 2016, **18**, 6349–6356.
- 259 T. Jose, Y. Hwang, D. W. Kim, M. Kim and D. W. Park, *Catal. Today*, 2015, **245**, 61–67.
- 260 K. Zhong, R. F. Yang, W. Y. Zhang, Y. T. Yan, X. J. Gou, W. H. Huang and Y. Y. Wang, *Inorg. Chem.*, 2020, **59**, 3912–3918.
- 261 S. Zhang, M. S. Jang, J. Lee, P. Puthiaraj and W. S. Ahn, *ACS Sustainable Chem. Eng.*, 2020, **8**, 7078–7086.
- 262 J. Kothandaraman, A. Goepfert, M. Czaun, G. A. Olah and G. K. S. Prakash, *J. Am. Chem. Soc.*, 2016, **138**, 778–781.
- 263 W. Tu, Y. Zhou and Z. Zou, *Adv. Mater.*, 2014, **26**, 4607–4626.
- 264 S. Wang, W. Yao, J. Lin, Z. Ding and X. Wang, *Angew. Chem., Int. Ed.*, 2014, **126**, 1052–1056.
- 265 H. Q. Xu, J. Hu, D. Wang, Z. Li, Q. Zhang, Y. Luo, S. H. Yu and H. L. Jiang, *J. Am. Chem. Soc.*, 2015, **137**, 13440–13443.
- 266 S. Zhang, L. Li, S. Zhao, Z. Sun, M. Hong and J. Luo, *J. Mater. Chem. A*, 2015, **3**, 15764–15768.
- 267 D. Wang, R. Huang, W. Liu, D. Sun and Z. Li, *ACS Catal.*, 2014, **4**, 4254–4260.
- 268 Y. Fu, D. Sun, Y. Chen, R. Huang, Z. Ding, X. Fu and Z. Li, *Angew. Chem., Int. Ed.*, 2012, **51**, 3364–3367.
- 269 C. Wang, Z. Xie, K. E. deKrafft and W. Lin, *J. Am. Chem. Soc.*, 2011, **133**, 13445–13454.
- 270 Y. Xie, T. T. Wang, X. H. Liu, K. Zou and W. Q. Deng, *Nat. Commun.*, 2013, **4**, 1960.
- 271 M. H. Alkordi, J. Weselinski, V. D'Elia, S. Barman, A. Cadiau, M. N. Hedhili, A. J. Cairns, R. G. AbdulHalim, J. M. Basset and M. Eddaoudi, *J. Mater. Chem. A*, 2016, **4**, 7453–7460.
- 272 A. Chen, Y. Zhang, J. Chen, L. Chen and Y. Yu, *J. Mater. Chem. A*, 2015, **3**, 9807–9816.
- 273 S. Zheng, T. Wu, J. Zhang, M. Chow, R. A. Nieto, P. Feng and X. Bu, *Angew. Chem., Int. Ed.*, 2010, **122**, 5490–5494.
- 274 C. Du, X. Lan, G. An, Q. Li and G. Bai, *ACS Sustainable Chem. Eng.*, 2020, **8**, 7051–7058.
- 275 G. H. Gunasekar and S. Yoon, *J. Mater. Chem. A*, 2019, **7**, 14019–14026.
- 276 G. M. Eder, D. A. Pyles, E. R. Wolfson and P. L. McGrier, *Chem. Commun.*, 2019, **55**, 7195–7198.
- 277 X. Shao, X. Miao, X. Yu, W. Wang and X. Ji, *RSC Adv.*, 2020, **10**, 9414–9419.
- 278 Z. Guo, X. Cai, J. Xie, X. Wang, Y. Zhou and J. Wang, *ACS Appl. Mater. Interfaces*, 2016, **8**, 12812–12821.
- 279 O. Buyukcakir, S. H. Je, D. S. Choi, S. N. Talapaneni, Y. Seo, Y. Jung, K. Polychronopoulou and A. Coskun, *Chem. Commun.*, 2016, **52**, 934–937.
- 280 C. Cui, R. Sa, Z. Hong, H. Zhong and R. Wang, *ChemSusChem*, 2020, **13**, 180–187.
- 281 S. N. Talapaneni, O. S. H. Buyukcakir, S. H. Je, S. Y. Srinivasan, Y. Seo, K. Polychronopoulou and A. Coskun, *Chem. Mater.*, 2015, **27**, 6818–6826.
- 282 V. Saptal, D. B. Shinde, R. Banerjee and B. M. Bhanage, *Catal. Sci. Technol.*, 2016, **6**, 6152–6158.
- 283 Y. Zhi, P. Shao, X. Feng, H. Xia, Y. Zhang, Z. Shi, Y. Mu and X. Liu, *J. Mater. Chem. A*, 2018, **6**, 374–382.
- 284 M. Liu, K. Gao, L. Liang, F. Wang, L. Shi, L. Sheng and J. Sun, *Phys. Chem. Chem. Phys.*, 2015, **17**, 5959–5965.
- 285 Y. Tsuji and T. Fujihara, *Chem. Commun.*, 2012, **48**, 9956–9964.
- 286 N. Austin, B. Butina and G. Mpourmpakis, *Prog. Nat. Sci.: Mater. Int.*, 2016, **26**, 487–492.
- 287 S. H. Lee, S. Jeong, W. D. Kim, S. Lee, K. Lee, W. K. Bae, J. H. Moon, S. Lee and D. C. Lee, *Nanoscale*, 2016, **8**, 10043–10048.
- 288 M. M. J. Li, Z. Y. Zeng, F. L. Liao, X. L. Hong and S. C. E. Tsang, *J. Catal.*, 2016, **343**, 157–167.
- 289 X. Zhang, W. Z. Zhang, X. Ren, L. L. Zhang and X. B. Lu, *Org. Lett.*, 2011, **13**, 2402–2405.
- 290 D. Y. Yu, M. X. Tan and Y. G. Zhang, *Adv. Synth. Catal.*, 2012, **354**, 969–974.
- 291 P. G. Dominguez, L. Fehr, G. Rusconi and C. Nevado, *Chem. Sci.*, 2016, **7**, 3914–3918.
- 292 X. H. Liu, J. G. Ma, Z. Niu, G. M. Yang and P. Cheng, *Angew. Chem., Int. Ed.*, 2015, **54**, 988–991.
- 293 Z. Yang, B. Yu, H. Zhang, Y. Zhao, Y. Chen, Z. Ma, G. Ji, X. Gao, B. Han and Z. Liu, *ACS Catal.*, 2016, **6**, 1268–1273.
- 294 Y. Li, H. Zhang, L. Zhang and H. Zhang, *Int. J. Hydrogen Energy*, 2019, **44**, 13354–13363.
- 295 A. Bustinza, M. Frías, Y. Liu and E. García-Bordejé, *Catal. Sci. Technol.*, 2020, **10**, 4061–4071.
- 296 D. D. Masi, J. M. Asensio, P. F. Fazzini, L. M. Lacroix and B. Chaudret, *Angew. Chem., Int. Ed.*, 2020, **59**, 6187–6191.
- 297 S. Shen, X. Peng, L. Song, Y. Qiu, C. Li, L. Zhuo, J. He, J. Ren, X. Liu and J. Luo, *Small*, 2019, **15**, 1970193.
- 298 M. M. J. Li, H. Zou, J. Zheng, T. S. Wu, T. S. Chan, Y. L. Soo, X. P. Wu, X. Q. Gong, T. Chen, K. Roy, G. Held and S. C. E. Tsang, *Angew. Chem., Int. Ed.*, 2020, **132**, 16173–16180.
- 299 K. Mori, H. Yamashita and M. Anpo, *RSC Adv.*, 2012, **2**, 3165–3172.



- 300 L. J. Liu, F. Gao, H. L. Zhao and Y. Li, *Appl. Catal., B*, 2013, **134**, 349–358.
- 301 I. Shown, H. C. Hsu, Y. C. Chang, C. H. Lin, P. K. Roy, A. Ganguly, C. H. Wang, J. K. Chang, C. I. Wu, L. C. Chen and K. H. Chen, *Nano Lett.*, 2014, **14**, 6097–6103.
- 302 S. Zhang, P. Kang, M. Bakir, A. M. Lapides, C. J. Dares and T. J. Meyer, *Proc. Natl. Acad. Sci. U. S. A.*, 2015, **112**, 15809–15814.
- 303 J. Medina-Ramos, J. L. DiMeglio and J. Rosenthal, *J. Am. Chem. Soc.*, 2014, **136**, 8361–8367.
- 304 S. Ma, R. Luo, J. I. Gold, A. Z. Yu, B. Kim and P. J. A. Kenis, *J. Mater. Chem. A*, 2016, **4**, 8573–8578.
- 305 S. I. Rybchenko, D. Touhami, J. D. Wadhawan and S. K. Haywood, *ChemSusChem*, 2016, **9**, 1660–1669.
- 306 Q. W. Song, Z. H. Zhou, M. Y. Wang, K. Zhang, P. Liu, J. Y. Xun and L. N. He, *ChemSusChem*, 2016, **9**, 2054–2058.
- 307 M. Tamura, K. Noro, M. Honda, Y. Nakagawa and K. Tomishige, *Green Chem.*, 2013, **15**, 1567–1577.
- 308 S. Sun, W. M. Hu, N. Gu and J. Cheng, *Chem. – Eur. J.*, 2016, **22**, 18729–18732.
- 309 P. Sreejyothi and S. K. Mandal, *Chem. Sci.*, 2020, **11**, 10571–10593.
- 310 P. K. Hota, S. C. Sau and S. K. Mandal, *ACS Catal.*, 2018, **8**, 11999–12003.
- 311 S. C. Sau, R. Bhattacharjee, P. K. Vardhanapu, G. Vijaykumar, A. Datta and S. K. Mandal, *Angew. Chem., Int. Ed.*, 2016, **55**, 15147–15151.
- 312 E. D. Bates, R. D. Mayton, I. Ntai and J. H. Davis, *J. Am. Chem. Soc.*, 2002, **124**, 926–927.
- 313 C. M. Wang, H. M. Luo, D. E. Jiang, H. R. Li and S. Dai, *Angew. Chem., Int. Ed.*, 2010, **49**, 5978–5981.
- 314 H. H. Duan, D. S. Wang and Y. D. Li, *Chem. Soc. Rev.*, 2015, **44**, 5778–5792.
- 315 C. Dhand, N. Dwivedi, X. J. Loh, A. N. J. Ying, N. K. Verma, R. W. Beuerman, R. Lakshminarayanan and S. Ramakrishna, *RSC Adv.*, 2015, **5**, 105003.
- 316 D. V. Talapin and E. V. Shevchenko, *Chem. Rev.*, 2016, **116**, 10343–10345.
- 317 A. Stolle, T. Szuppa, S. E. S. Leonhardt and B. Ondruschka, *Chem. Soc. Rev.*, 2011, **40**, 2317–2329.

