




Highlighting results from the University of Science and Technology of China, Hefei, China.

A continuing legend: the Brookhart-type α -diimine nickel and palladium catalysts

Fuzhou Wang and Changle Chen summarize some of the recent advances in α -diimine ligand developments, as well as some new and challenging monomers that this class of catalysts can address through these ligand improvements.

As featured in:



See Fuzhou Wang and Changle Chen, *Polym. Chem.*, 2019, 10, 2354.



Cite this: *Polym. Chem.*, 2019, **10**, 2354

A continuing legend: the Brookhart-type α -diimine nickel and palladium catalysts

Fuzhou Wang ^a and Changle Chen ^{*b}

The Brookhart-type α -diimine nickel and palladium catalysts are one of the most examined systems in the field of olefin polymerization. Even after more than twenty years of extensive research, they continue to attract a lot of attention. In addition to their ease of synthesis and structural versatility, the chain walking capability and great polar group tolerance represent some of their most fascinating features. Followed by some brief descriptions of the chain walking mechanism, this review summarizes some recent advances in α -diimine ligand modifications. Specifically, it is categorized into three aspects: modifications of *N*-aryl substituents, modifications of ligand backbone structures, and the utilization of dinucleating ligands. Influences of steric and electronic effects on catalytic properties are demonstrated. Some recent developments in copolymerizations of olefins with polar comonomers to produce functionalized polyolefin materials are also discussed.

Received 13th February 2019,
Accepted 17th April 2019

DOI: 10.1039/c9py00226j

rsc.li/polymers

^aInstitute of Physical Science and Information Technology, Anhui University, Hefei 230601 Anhui, China

^bCAS Key Laboratory of Soft Matter Chemistry, Department of Polymer Science and Engineering, University of Science and Technology of China, Hefei 230026, China.
E-mail: changle@ustc.edu.cn

1. Introduction

Polyolefins have been playing pivotal roles in the polymer industry as well as in our daily lives.¹ After two decades of research, late-transition metal catalysts based on Ni and Pd for olefin polymerization have received extensive attention owing to their low oxophilicity, and correspondingly the potential in copolymerizing olefins with polar comonomers.^{2,3} Specifically,



Fuzhou Wang

Fuzhou Wang received his MS degree in 2013 from Northwest Normal University. He carried out his doctoral work in polymer chemistry at Hiroshima University under the direction of Prof. Takeshi Shiono from 2013 to 2017. Subsequently, he joined Prof. Changle Chen's group at the University of Science and Technology of China as a research assistant. In 2018, he joined Anhui University as a special associate researcher. His current research interest is focused on olefin polymerization by late transition metal catalysts.



Changle Chen

Changle Chen obtained his B.S. degree from the University of Science and Technology of China (2005), and PhD from the University of Chicago (2010). After postdoctoral studies at Northwestern University and some time at Celanese Corporation, he started his independent career as a professor at USTC in 2013. His current research focuses on the development of new catalysts and new strategies for olefin polymerization and copolymerization. His notable awards include American Chemical Society DIC Young Investigator Award, IUPAC Prizes-Honorable Mention, Chinese Chemical Society Award for Outstanding Young Chemist, Society of Polymer Science Japan International Leading Young Scientist and NSFC Excellent Young Scholar Fellowship.



the seminal studies by Brookhart and co-workers on the discovery of cationic α -diimine-based Ni and Pd catalysts (Fig. 1) really marked the start of this new era in olefin polymerization studies.^{4,5} Branched polyolefins are generally produced by early transition metal catalyzed ethylene copolymerization with α -olefins. In contrast, this type of catalyst (**C1a** and **C1b**) can produce branched polyolefins using only ethylene as the feedstock. This is achieved through their characteristic chain walking process, which has been extensively studied both experimentally and theoretically.^{5,6} More importantly, the palladium catalysts are able to copolymerize olefins with polar comonomers to afford copolymers containing functional groups without the pre-protection of the polar groups.^{7,8}

Recently, phosphine-containing palladium catalysts have emerged as powerful alternatives for ethylene copolymerization with polar comonomers.^{9–21} Some of these catalysts possessed comparably even better properties than α -diimine palladium catalysts in copolymerization reactions. However, the Brookhart-type α -diimine-based precatalysts continue to be of great research interest for the reasons that include: (i) the ease of synthesis for both the ligands and the metal complexes, (ii) the versatility of the ligand structures, (iii) the ability to tune the polymer microstructures such as branching and topologies, *etc.*²² As a matter of fact, it is truly amazing that great efforts are still being made nowadays concerning Brookhart catalysts from all around the world, even after twenty years of intensive research.

Over the past few years, there have been numerous review articles concerning α -diimine Ni and Pd catalysts, with aspects including the chain walking mechanism, ligand structures, different monomers, and polymer properties.^{23–32} However, there have been some major advances recently concerning catalyst developments,³³ which allowed far greater control over the polymerization process as well as polymer microstructures. Most importantly, the suitable polar monomer substrate scope has been significantly expanded through these catalyst developments. Here we will summarize some of the advances in α -diimine ligand developments since 2013, as well as some new and challenging monomers that this class of catalysts can address through these ligand improvements. First, the chain walking mechanism is briefly discussed for readers who are not familiar with this field. The α -diimine ligand family has continued to grow rapidly. It seems that this is only limited by the chemists' imagination and their synthesis capabilities. We do not intend to provide a comprehensive review of all the α -diimine ligands in this field. Instead, only selected examples



Fig. 1 Brookhart's Ni and Pd α -diimine-based precatalysts.^{4,5}

in recent years will be discussed. Special attention is paid to the cases with unique catalytic properties. Finally, α -diimine Ni and Pd mediated copolymerization of olefins with polar comonomers will be described. The polar monomer substrate scope with Brookhart type catalysts has been greatly expanded in recent years; much of the success has been enabled through ligand modifications.

2. Chain walking mechanism

2.1. Chain walking ethylene polymerization

In ethylene polymerization, these Brookhart catalysts demonstrated good thermal stability and high activities to yield high molecular weight polyolefins with unique branched structures because of the chain walking process. Fink and co-workers³⁴ originally presented a possible chain walking mechanism which was subsequently developed by Brookhart and co-workers.^{4,5} Scheme 1 shows the mechanism of insertion and chain walking for ethylene polymerization. The chain propagation, chain transfer, and chain walking or isomerization are the major steps. During controlled chain walking polymerization, the cationic metal center migrated along the polymer backbone through a rapid β -H elimination reaction and reinsertion with opposite regio-chemistry. This can occur many times before ethylene trapping. Subsequently, methyl and longer chain branches were generated from ethylene trapping and insertion of the secondary metal-alkyl species. As such, alkyl chains included Me, Et, *n*-Pr, *n*-Bu, and *sec*-Bu branches and longer chains can be generated in ethylene polymerization.^{3,35}

Recently, Gao and co-workers have proposed a different mechanistic model for the α -diimine Ni catalyzed ethylene chain walking process.³⁶ One-step chain walking followed by ethylene insertion gives a methyl branch. Meanwhile, long-chain branching (LCB) is obtained by ethylene insertion into the primary Ni-alkyl species originating from nickel migration to the methyl terminal, because of restricted ethylene insertion into the secondary Ni-alkyl species with an α -ethyl or a bulkier alkyl.

Different ligand backbone structures and their *N*-aryl substituents (Scheme 2) can provide various coordination environ-



Scheme 1 Mechanism of chain walking ethylene polymerization.





Scheme 2 Influence of the chain walking process by ligand structures and polymerization conditions.

ments and electronic and steric influences over the metal center, which correspondingly modulate the chain walking behavior and control the polymer microstructures.^{8,37} For example, it has been demonstrated that the substituents on the backbone of α -diimine ligands can significantly influence the molecular weights and branching densities of the polyethylene products.^{38,39} The ligand electronic effect is also highly important.^{40–43} For example, Guan and co-workers showed that the electron withdrawing substituent can increase the electrophilicity of the metal center, which favors chain propagation to yield higher molecular weight polyethylenes (PEs).⁴³ Furthermore, polymer topology can be controlled *via* polymerization conditions (Scheme 2).^{8,29} For example, Guan and co-workers demonstrated that polyethylene topology can be changed from a hyperbranched structure at low ethylene pressures to a relatively linear structure at high pressures.^{37,44} Interestingly, Long and co-workers have recently demonstrated that the polyethylene microstructure can be tuned by visible light irradiation.⁴⁵

2.2. Chain walking α -olefin polymerization

The mechanism for chain walking α -olefin polymerization is outlined in Scheme 3.^{46,47} Consecutive 1,2-insertion of α -olefins gives an n -alkyl ($C_{\omega-2}$) branch, while 1,2-insertion followed by chain walking and insertion gives a methyl branch ($\omega,2$ -enchainment).⁴⁸ In contrast, 2,1-insertion and complete chain walking lead to chain-straightening with the formation of a long methylene sequence ($\omega,1$ -enchainment).⁴⁴ Coates and co-workers have recently revised and updated the mechanistic picture of α -olefin insertion pathways to analyze and explain the overall branching microstructure (Scheme 3).⁴⁶ The ¹³C NMR analyses of poly(α -olefins) produced from monomers with ¹³C-labeled carbons showed 2,1- or 1,2-insertion from the primary chain end position (1°), the penultimate chain end position ($2p^\circ$), secondary positions on the polymer backbone (2°), and previously installed methyl groups ($1m^\circ$). Therefore, various branched polyolefins containing methyl, different alkyl branches and long methylene sequences can be obtained.^{46,47} In a similar situation to ethylene polymerization, the chain



Scheme 3 Mechanism of chain walking α -olefin polymerization.⁴⁶

walking process is influenced by ligand structures and polymerization conditions.

Living α -olefin polymerization is an important technique to obtain predictable polymer molecular weights as well as block copolymers.⁴⁹ In addition, the control of the chain walking process to achieved regio- and stereo-selectivity in α -olefin polymerization represents a great challenge.^{49–53} Coates and co-workers reported living polymerization of propylene and higher α -olefins catalyzed by a C_2 -symmetric chiral *sec*-phenethyl substituted α -diimine nickel complex.^{50,51} The regioselectivity of these catalysts varied significantly with reaction temperatures: regioregular polypropylene (PP) with a high isotactic content was generated at -60°C , but regioirregular PP was formed at elevated temperature.⁵⁰ Therefore, regio-block PP can be generated by changing the polymerization temperature. Guan and co-workers showed that some cyclophane α -diimine nickel catalysts can realize living propylene polymerization at $50\text{--}75^\circ\text{C}$.^{53–56} Recently, Coates and co-workers have demonstrated that α -diimine-nickel complexes catalyzed 1-butene polymerization in a stereo-retentive fashion to yield semicrystalline polyolefin, *i.e.*, poly(1-propylpentan-1,5-diyl).⁵³

3. Modified Brookhart-type α -diimine catalysts

Ligand structures are crucial in determining the properties of Brookhart catalysts. Significant advances have been made in the design and modifications of the ligand backbones and the N -aryl substituents.^{24,28} It is well established that bulky N,N -diaryl-substituents were required to enable high stability, high activity, high polymer molecular weights and high melting temperatures (T_m). In this section, we categorize the studies on ligand modifications into three classes: (1) modifications of the N -aryl substituents (Fig. 2–14), (2) modifications of the ligand backbone (Fig. 15–17), and (3) utilization of dinuclear ligands (Fig. 18–21).





Fig. 2 2,6-Diaryldiimino-based α -diimine Ni and Pd catalysts.^{57–62}



Fig. 3 2,6-Dibenzhydryl-based α -diimine Ni catalysts.^{63,64}



Fig. 4 2,6-Dibenzhydryl-based unsymmetrical α -diimine Ni and Pd complexes.^{65–67}



Fig. 5 2,6-Dibenzhydryl-based unsymmetrical acenaphthene Ni- and Pd-diamine complexes.^{68–75}

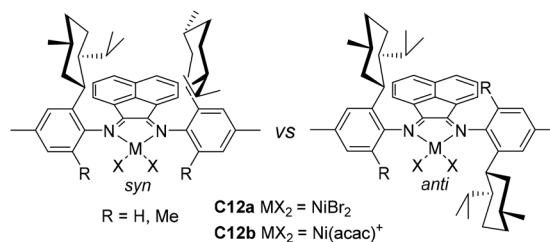


Fig. 6 *ortho*-Menthyl substituted α -diimine-based Ni and Pd complexes.⁷⁶

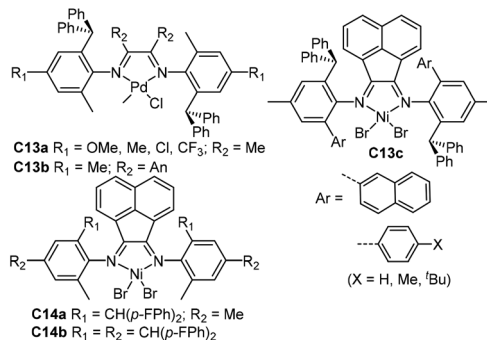


Fig. 7 Unsymmetrical *ortho*-dibenzhydryl-substituted α -diimine-based Ni and Pd complexes.^{77–80}

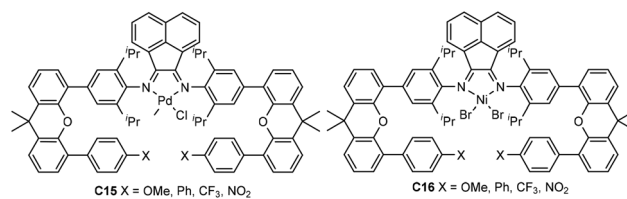


Fig. 8 Xanthene-bridged α -diimine-based Pd and Ni complexes.^{81,82}

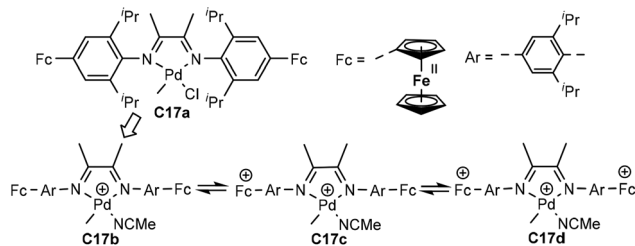


Fig. 9 *para*-Ferrocene-based α -diimine Pd catalysts.⁸³

3.1. Modifications of the *N*-aryl substituents

In 2013, Long and co-workers reported studies of some cationic *ortho*-dibenzhydryl substituted α -diimine nickel complexes **C2** (Fig. 2).^{57–59} These complexes displayed remarkable thermal stability, maintaining high activity of up to 2.85×10^6 g PE (mol Ni h)⁻¹ (100 °C, 10 min).⁵⁷ In addition, moderately branched polyethylenes (63–75 branches/1000 C) with high M_n





Fig. 10 Structures of the CF₃, methoxy substituted and fluorinated α -diimine-based Pd and Ni complexes.^{88–90}



Fig. 11 *para*-Fluorinated alkyl substituted α -diimine Ni- and Pd-based complexes.⁹¹



Fig. 12 "Sandwich"-type naphthyl α -diimine Ni- and Pd-based catalysts.^{91–95}



Fig. 13 Structure of *N*-aryl α -diimine Ni- and Pd-based catalysts.^{96–98}

values ($>6 \times 10^5 \text{ g mol}^{-1}$) and narrow polydispersities ($M_w/M_n \leq 1.31$) were generated. This type of catalyst showed the characteristics of living polymerization even at 75 °C. It is well known that sterically bulky substituents in α -diimine systems can improve catalyst stability and polymer molecular weights. However, the great performances of catalysts **C2** exceeded

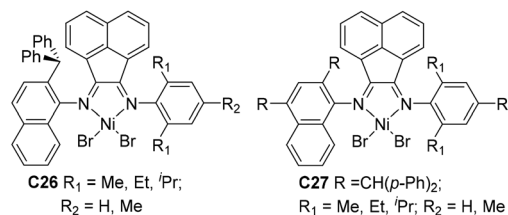


Fig. 14 Unsymmetrical naphthyl-imine Ni catalysts.^{99,100}

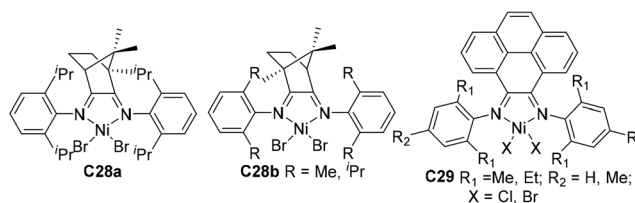


Fig. 15 Skeletal modifications in α -diimine Ni-based catalysts.^{101,102}

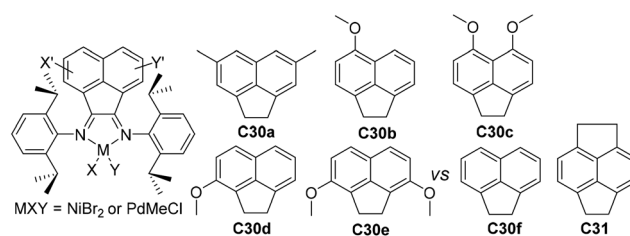


Fig. 16 Modified acenaphthyl (An) backbone in α -diimine Ni- and Pd-based catalysts.^{103,104}

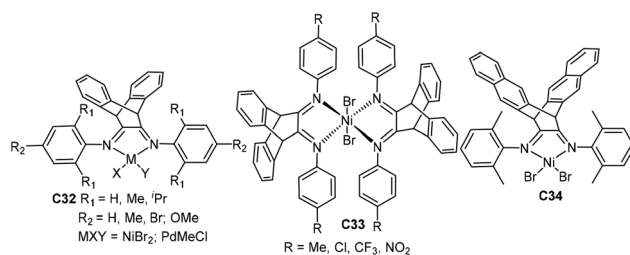


Fig. 17 Three-dimensional geometry Ni- and Pd-based α -diimine complexes with a bulky bridged backbone.^{105–111}

general expectations, and inspired numerous research groups to further study related ligands and catalysts.

Because of the sterically bulky nature, it is quite challenging to prepare these α -diimine ligands. In the initial reports, quite low yields (*ca.* 10%) were reported for the ligand synthesis.^{57–59} In 2015, Chen and co-workers developed a modified procedure, which can synthesize this type of ligand at yields of above 90%.⁶⁰ Utilizing the modified procedure, some ligands containing either electron-donating or electro-withdrawing groups (OMe, Me, Cl and CF₃) were prepared. The corresponding α -diimine palladium catalysts **C3** (Fig. 2) dis-





Fig. 18 *N,N*-Alkyl-bridged and aryl-linked dinuclear α -diimine Ni and Pd precatalysts.^{113–117}



Fig. 19 Conjugated-backbone α -diimine binuclear Ni and Pd catalysts.^{118,119}



Fig. 20 Xanthene-, naphthalene- and biphenylene-bridged dinuclear Ni and Pd α -diimine precatalysts.^{120,121}

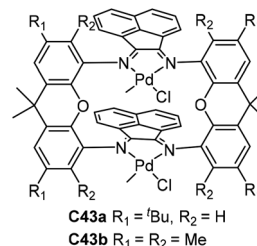


Fig. 21 Double-decker structure of dinuclear α -diimine Pd catalysts.^{122–124}

α -diimine palladium precatalysts. The majority of the previously reported α -diimine based palladium precatalysts led to the formation of highly branched (usually >80/1000 C) polyethylenes or copolymers. As such, totally amorphous polymeric materials with very poor mechanical properties were obtained. The ability to suppress the chain walking process and produce semicrystalline polar functionalized polyolefins is highly fascinating.

Subsequently, the polyethylene branching density can be further lowered to 6/1000 C by two *ortho*-diarylhydridyl-based α -diimine palladium catalysts **C4a** and **C4b** (Fig. 2) containing naphthalene or (benzo)thiophene groups.^{61,62} Most importantly, very high-molecular-weight polar functionalized copolymers possessing relatively linear microstructures and high T_m values were directly synthesized by copolymerization of ethylene with polar monomers. The ligand electronic effect was investigated in a class of dibenzhydridyl-ligated nickel α -diimine catalysts **C5a** and **C6** (Fig. 3).⁶³ The CF₃-substituted nickel catalyst displayed exceptionally high thermal stability and catalytic activity at elevated polymerization temperatures. The corresponding sterically hindered di(4-X-phenyl)methyl-ligated acenaphthene-nickel catalysts **C5b** (Fig. 3) possessing different X substituents (OMe, Me, ^tBu and Ph) were also synthesized.⁶⁴ All of these catalysts were highly catalytically active at the level of 10⁶ g PE (mol Ni h)⁻¹ toward ethylene polymerization, and yielded semicrystalline polyethylenes with M_n values larger than one million. In addition, these catalytic systems maintained high catalytic activity and high M_n values at temperatures of up to 100 °C.

Based on these studies, Chen and co-workers have recently explored ethylene and 1-hexene polymerization studies using a class of *ortho*-dibenzhydridyl-based unsymmetric Ni and Pd α -diimine catalysts (**C7** and **C8a–c**, Fig. 4) containing systematically varied ligand sterics.^{65,66} The branching structures and M_n values of the polymers obtained by these catalysts can be regulated *via* catalyst structures as well as polymerization conditions. The total branching degrees of the polyethylenes obtained were decreased with increasing α -diimine ligand sterics and decreasing reaction temperatures.⁶⁶ The 1-hexene polymerization results indicated that increasing ligand sterics led to enhancement of the chain straightening phenomenon.⁶⁵ The comonomer incorporations and copolymer microstructures can also be tuned in **C8a–c** catalyzed ethylene copolymer-

played high thermal stability, high activities of up to 3.2 × 10⁶ g PE (mol Pd h)⁻¹ (60 °C, 15 min), and high polymer M_n (up to 538 000) in ethylene polymerization. More interestingly, semicrystalline low-density branched (23–29/1000 C) PEs with high T_m of up to 99 °C were obtained. Semicrystalline ethylene/methyl acrylate copolymers can also be generated through copolymerizations. This represents a very unique property for these and subsequently developed diarylhydridyl based



ization of methyl acrylate. These palladium catalysts also generated various branched carboxylic acid-functionalized polyolefins with better control over material properties.⁶⁷

Sun and co-workers synthesized a family of 2,6-dibenzhydryl-based unsymmetrical diiminoacenaphthene nickel catalysts (**C9a** and **C10**, Fig. 5) bearing different substituents for ethylene polymerization.^{68–72} Electron-withdrawing groups (F, Cl, NO₂) led to great thermal stability and high activities of up to 10⁷ g PE (mol Ni h)⁻¹. They also synthesized a class of 2,6-dibenzhydryl-based unsymmetrical nickel catalysts **C11** (Fig. 5) containing one ring-size variable *ortho*-cycloalkyl substituted *N*-aryl groups.⁷³ Ethylene polymerization using these nickel complexes displayed high activities of up to 1.75 × 10⁷ g PE (mol Ni h)⁻¹ (30 °C, 5 min), and generated hyperbranched and moderately branched polyethylene elastomers with *M_n* values in the range of 2.14–6.68 × 10⁵ g mol⁻¹ and *T_m* values as low as 44.2 °C. They recently synthesized some dibenzhydryl-based unsymmetrical α-diimine palladium complexes **C9b** (Fig. 5) bearing different substituents.^{74,75} These palladium complexes activated by methylalminoxanes (MAO) showed high activities for norbornene (NB) homopolymerization, producing insoluble polymers. E-NB copolymerization can also be achieved using these palladium catalysts.

Recently, Jordan and co-workers have synthesized some *ortho*-menthyl-substituted α-diimine-based nickel precatalysts (**C12a** and **C12b**, Fig. 6) with both the *syn* and *anti* conformers for ethylene polymerization.⁷⁶ *ortho*-Menthyl-substituted **C12b** has a preference for the *syn* conformation, and displayed high activities of (2.5–6.6) × 10⁶ g PE (mol Ni h)⁻¹ (22 °C, 15 min). However, these *syn-anti* conformers of menthyl-substituted **C12b** exhibited substantially different polymerization behaviors. The *M_n* values and branching densities of the polyethylenes generated by the *syn* conformer were higher than those generated by the *anti* conformer. The 1-hexene polymerization using the *syn* conformer showed a greater preference for 6,1-enchainment to afford poly(1-hexene) with a high chain-straightening content (*syn* 50% vs. *anti* 41%, Scheme 3).

Chen and co-workers have recently synthesized some *ortho*-dibenzhydryl substituted unsymmetrical α-diimine-based palladium complexes (**C13a** and **C13b**, Fig. 7) with different backbone structures and *para*-substituents (OMe, Me, Cl and CF₃).⁷⁷ The ethylene and 1-hexene homopolymerization and ethylene/methyl acrylate (MA) copolymerizations were investigated by these catalysts. The electron-donating *para*-substituted **C13a** generated higher molecular weight polymers, and exhibited higher thermal stability. Interestingly, these catalysts produced monodisperse (co)polymers with narrow *M_w/M_n* values of 1.30–2.05. The corresponding acenaphthene-nickel catalysts containing both dibenzhydryl and aryl moieties showed great properties to offer polyethylenes with great tensile and elastic properties.⁷⁸ In α-olefin polymerizations, this type of catalyst led to a linear monomer unit *via* the chain walking process. In addition, polar functionalized polyolefins were synthesized by the propylene copolymerizations with 10-undecen-1-ol and methyl 10-undecenoate. Sun and co-workers also developed some unsymmetrical α-diimine nickel

complexes (**C14a**⁷⁹ and **C14b**,⁸⁰ Fig. 7) bearing *ortho*-difluorobenzhydryl moieties. These nickel catalysts exhibited high thermal stability and activities (10⁶ g PE (mol Ni h)⁻¹), generating high molecular weight PEs with relatively low branching density and narrow *M_w/M_n* values. It is possible that the sterically bulky dibenzhydryl-substituent prevents *syn-anti* isomerization in these two systems, or both isomers possess similar properties in ethylene polymerization reactions.

Recently, Chen and co-workers have explored a family of xanthene-containing α-diimine nickel and palladium complexes (**C15** and **C16**, Fig. 8) bearing different substituents (OMe, Ph, CF₃ and NO₂) at a remote position.^{81,82} The steric and electronic factors of the metal center remain largely similar to each other. These palladium complexes **C15** demonstrated enhanced thermal stability and polymer molecular weights in comparison with the classic Brookhart-type palladium complex.⁸¹ The palladium catalyst containing a phenyl group exhibited a much better catalytic activity of up to 2.5 × 10⁴ g PE (mol Pd h)⁻¹ (20 °C, 12 h) than the rest of the palladium complexes in ethylene polymerization, and produced higher *M_n* (up to 1.21 × 10⁵ g mol⁻¹) PEs with slightly lower branching density. Additionally, E-MA and E-NB copolymerizations were achieved using these palladium catalysts to produce copolymers with high molecular weights. Their thermostable nickel complexes **C16** are very active of up to 6.9 × 10⁶ g PE (mol Ni h)⁻¹ (20 °C, 30 min), producing moderately branched PEs with very high *M_n* values of up to 1.53 × 10⁶ g mol⁻¹.⁸² Most importantly, the polyethylene products generated by the Ph-substituted nickel catalyst using only ethylene as feedstock possess excellent elastic properties. This provides an alternative strategy to prepare thermoplastic polyolefin elastomers (TPEs).

Chen and co-workers have recently demonstrated that the pre-installed two ferrocenyl units on the *para*-aryl position of the palladium complex based α-diimine ligand can be oxidized sequentially (**C17a–d**, Fig. 9).⁸³ The catalyst properties were modulated *via* this stepwise redox process in ethylene and 1-hexene homopolymerization, as well as ethylene copolymerization with methyl acrylate, 5-norbornene-2-yl acetate (NB-Ac) and norbornene. Most interestingly, the microstructures and polydispersities of the produced polymers could be controlled in this stepwise oxidation processes. The concept of redox controlled olefin polymerization has also been realized in α-diimine nickel systems as well as some palladium-based catalysts.^{84–87}

Milani and co-workers have recently designed a family of sterically open α-diimine palladium complexes **C18a–e** (Fig. 10) bearing trifluoromethyl or methoxy substituents.⁸⁸ These complexes catalyzed the cooligomerization of ethylene with methyl acrylate to generate cooligomers under mild conditions. The ligand structures can significantly affect the catalytic properties. Ahmadjo and co-workers designed some fluorinated nickel α-diimine precatalysts **C19** (Fig. 10) possessing various backbone structures.^{89,90} The acenaphthoquinone-based catalyst in ethylene polymerization exhibited a moderate activity of 1.4 × 10⁴ g PE (mol Ni h)⁻¹ (30 °C,



30 min).⁸⁹ Despite the steric openness of these ligands, molecular weights of up to $2.48 \times 10^5 \text{ g mol}^{-1}$ with good crystallinity (58%) were generated. The introduction of *ortho*-fluorine into the ligand's *N*-aryl can effectively retard the β -hydride elimination through the influence of F–H bonds, leading to semicrystalline polymers.

Merna and co-workers designed some α -diimine-based Pd and Ni complexes **C20a–c** (Fig. 11) bearing fluorinated alkyl substituents at the *para*-aryl position.⁹¹ Propene and 1-hexene were polymerized in a controlled manner by nickel catalysts **C20a** and **C20b** at $-10 \text{ }^\circ\text{C}$, whereas palladium **C20c** allowed controlled ethylene polymerization at $0 \text{ }^\circ\text{C}$. The effect of *para*-fluoroalkyl groups on the polymerization activities, thermal stability and olefin chain walking process was not significant. The branching densities of the polyolefins obtained by these catalysts can be controlled by the ligand backbones and *ortho*-aryl substituents.

Brookhart and co-workers have recently designed two “sandwich” type naphthyl α -diimine Ni-based precatalysts **C21a** (Fig. 12) containing two 8-*p*-tolynaphthylimino moieties, which provided strong shielding in the Ni axial positions.⁹² These catalysts were shown to produce unique PEs with very high branching densities of up to 152 branches/1000 C and high molecular weights. Most importantly, some corresponding derivative nickel **C21b** (Fig. 12) was reported by Coates and co-workers and catalyzed higher α -olefin polymerizations by precision chain walking with a preference for the ω ,1-enchainment (Scheme 3).⁹³ Relatively low branched poly(α -olefin)s that are highly “chain-straightened” semicrystalline ($T_m > 100 \text{ }^\circ\text{C}$) were generated by these “sandwich” type catalysts. In addition, they also reported the synthesis of TPEs from the block copolymerization of 1-decene and ethylene using **C21b**.⁹⁴ Polyolefin-based block copolymers with good crystallinity hard blocks were generated from 1-decene polymerization by high 2,1-insertion. Recently, Brookhart and co-workers have investigated some “sandwich”-type α -diimine palladium catalysts **C22** (Fig. 12)⁹⁵ in ethylene polymerization. These catalysts were used to conduct living ethylene polymerization at $25 \text{ }^\circ\text{C}$ and produced hyperbranched PEs with narrow M_w/M_n values (*ca.* 1.1). Comonomer incorporation of up to 14% was achieved in ethylene/methyl acrylate copolymerization.

Yuan and co-workers prepared some naphthyl- α -diimine Ni-based catalysts **C23a–d** and **C24** (Fig. 13) bearing different substituents (*sec*-phenethyl, methyl and H) at the *o*-naphthyl position for ethylene polymerization.⁹⁶ **C23a** yielded PEs with highly branched structures and up to $2.8 \times 10^6 \text{ g PE (mol Ni h bar)}^{-1}$ ($40 \text{ }^\circ\text{C}$, 10 min) catalytic activities. Chen and co-workers also conducted higher α -olefin polymerization using these nickel catalysts **C23a–d** to afford poly(α -olefin)s with high molecular weight.⁹⁷ The polymerization results showed the possibility of polymer structure control, *via* reaction temperatures, ligand structures, and the types and concentration of monomers. Specifically, increasing steric hindrance led to enhanced 2,1-insertion. Carfagna and co-workers synthesized some cationic palladium complexes **C25a–c** (Fig. 13) bearing

α -diimine ligands with fused aromatic rings,⁹⁸ and studied their properties in the stereo-controlled copolymerization of CO with vinyl arene.

Sun and co-workers studied that some 2-benzhydryl-naphthyl-imino unsymmetrical nickel **C26** (Fig. 14) catalyzed ethylene polymerization at high activities,⁹⁹ and generated PEs with low branching densities of up to 12/1000 C and high T_m (up to $131 \text{ }^\circ\text{C}$). The corresponding difluorobenzhydryl substituents in **C27** (Fig. 14) led to high activities and high polyethylene molecular weights.¹⁰⁰

3.2. Modifications of the α -diimine backbone structures

Compared with modifications of the *N*-aryl substituents, there have been far fewer studies related to the modifications of the α -diimine backbone structures. Wu and co-workers designed two chiral α -diimine based nickel catalysts **C28a** and **C28b** containing (1*R*)- and (1*S*)-camphyl backbones (Fig. 15) for olefin polymerization.¹⁰¹ Interestingly, the structure chirality had no obvious influence on the regioselectivity and catalytic activity. Living chain walking polymerization of 1-hexene and propylene in a wide range of temperatures was achieved. This camphyl type nickel catalyzed propylene homopolymerization at $-60 \text{ }^\circ\text{C}$ in 45% 1,3-enchainment fraction to produce polypropylene with an obvious melting point. Sun and co-workers explored some 4,5-bis(arylimino)pyrenylidene based dihalide nickel **C29** (Fig. 15) which catalyzed ethylene polymerization with high activities of up to $4.4 \times 10^6 \text{ g PE (mol Ni h)}^{-1}$ ($40 \text{ }^\circ\text{C}$, 15 min).¹⁰²

Recently, Chen and co-workers have designed some Ni- and Pd-based α -diimine precatalysts **C30a–e** (Fig. 16) possessing various groups on the acenaphthene-based backbone,¹⁰³ which demonstrated activities of up to $1.6 \times 10^7 \text{ g PE (mol Ni h)}^{-1}$ ($20 \text{ }^\circ\text{C}$, 10 min), and yielded branched PEs with molecular weights of up to $4.2 \times 10^5 \text{ g mol}^{-1}$. The sterically bulky nickel complex **C30e** produced polymers with much lower branching density and higher M_n values than the other nickel complexes and the classic complex **C30f**. Significant effects of the backbone substituents were observed on related palladium catalyzed ethylene or E/MA (co)polymerizations. Once more, the palladium catalyst **C30e** produced a PE and E/MA copolymer with much higher M_n values than the rest of the palladium catalysts. Fu and co-workers also reported a similar α -diimine nickel catalyst **C31** (Fig. 16) for ethylene polymerization, which demonstrated higher thermal stability and higher catalytic activity than classic Brookhart-type α -diimine catalyst **C30f** at elevated temperatures.¹⁰⁴

Gao and He groups studied a family of three-dimensional geometry Ni- and Pd-based α -diimine precatalysts **C32** (Fig. 17) bearing a dibenzobarrelene backbone.^{105–108} The precision synthesis of functionalized polyolefins was achieved by Pd-catalyzed living coordination copolymerization of ethylene with various acrylate comonomers.¹⁰⁵ In this system, the molecular weight, polydispersity, composition and branching topology of the E/MA copolymers can be tuned by changing ethylene pressure. These catalysts also showed high stability and high activity in NB polymerization and copolymerization with



5-norbornene-2-carboxylic acid methyl ester when activated by $B(C_6F_5)_3$.^{107,108} They also synthesized some similar nickel catalysts **C33** (Fig. 17) containing a bulky bis(α -diimine) ligand.^{109,110} These catalysts demonstrated high thermal stability and high catalytic activity toward NB polymerization. They also studied a related 6,13-dihydro-6,13-ethanopentacene-based nickel complex **C34** (Fig. 17).¹¹¹

3.3. Dinuclear α -diimine nickel and palladium catalysts

A large number of dinuclear Ni and Pd complexes as catalyst precursors have been explored, and many of them have been applied for olefin polymerization and copolymerization reactions.¹¹² However, only a limited number of Brookhart-type dinuclear Ni and Pd precatalysts ligated by α -diimine were reported.^{113–116} For example, Revankar and co-workers developed a family of dinuclear Ni and Pd complexes (**C35a** and **35b**, Fig. 18) with different groups at the *ortho*-position of aniline.^{113,114} These complexes efficiently oligomerized ethylene up to 10^6 g oligomer (mol M h bar)⁻¹ high activities at 30 °C. In addition, dinuclear nickel complexes **C35a** exhibited high selectivity towards 1-butene polymerization. Sun and co-workers prepared a series of dinuclear nickel α -diimine complexes (**C36a–c**, Fig. 18) with methylene bridged for ethylene polymerization.¹¹⁵ Zohuri and co-workers reported some bridged dinuclear nickel α -diimine precatalysts **C37a** and **C37b–f** (Fig. 18) with alkyl- and 1,4-phenyl-linked based ligands.^{116,117} The ethylene polymerization results using **C37b–f** suggested that these steric and electronic substituent effects of α -diimine ligands have significant influences on polymerization behaviors.¹¹⁶ **C37a** and **C37f** polymerized 1-hexene to obtain low to high molecular weight poly(1-hexene) with M_w of up to 1.7×10^6 g mol⁻¹.¹¹⁷ The higher activities and lower level of branching densities were observed for **C37f** in comparison with **C37a**.

Chen and co-workers reported the synthesis of some binuclear nickel and palladium catalysts (**C38a** and **38b**, Fig. 19) bearing conjugated α -diimine ligands.¹¹⁸ Under similar conditions, **C38a** showed high activities of up to 1.05×10^6 g PE (mol Ni h)⁻¹ (22 °C, 30 min) in comparison with the corresponding mononuclear catalyst. Interestingly, two separate peaks were observed in the GPC curves of the PEs obtained by these palladium catalysts **C38b**. Sun and co-workers also designed two dinuclear nickel catalysts (**C39a** and **39b**, Fig. 19) supported by 4,5,9,10-tetra(arylimino)pyrenylidenes.¹¹⁹ These nickel catalysts demonstrated high stability and activities of 4.20×10^6 g PE (mol Ni h)⁻¹ (30 °C, 15 min) in ethylene polymerization, and produced relatively linear PEs (7–14 branches/1000 C) with high T_m (up to 132 °C).

Chen and co-workers further synthesized some xanthene-, naphthalene- and biphenylene-bridged α -diimine dinuclear nickel complexes **C40** and **C41** (Fig. 20) bearing different substituents and backbones.^{120,121} These dinuclear nickel complexes showed good thermal stability in the polymerization of ethylene and high catalytic activity of up to 10^6 g PE (mol Ni h)⁻¹. Interestingly, these Ni catalyst systems led to semicrystalline PEs with higher M_n values and relatively linear structures

compared with their mononuclear analogues. The polymerization results indicated that the Ni–Ni cooperativity effect invoked by these dinucleating ligands may be able to suppress the β -H elimination reaction and retard the process of chain walking. Interesting differences were observed by dinuclear palladium complexes **C42** (Fig. 20) in ethylene (co)polymerizations *versus* their monomer nuclear analogue in terms of polymer M_n values and activity.¹²¹ In ethylene-methyl acrylate copolymerizations, the mononuclear palladium complex can incorporate appreciable amounts of comonomer, whereas **C42** cannot incorporate any comonomer.

Takeuchi and co-workers developed two double-decker α -diimine dinuclear catalysts **C43a** and **C43b** (Fig. 21) bearing a macrocyclic ligand.^{122–124} In ethylene polymerization, dinuclear complex **C43b** displayed higher activity compared with the corresponding mononuclear catalyst and **C43a**. The polyethylenes obtained by **C43a** and **C43b** were less branched than those made with a mononuclear one. **C43a** and **C43b** catalyzed copolymerization to afford branched E-MA copolymers containing some acrylate units incorporated on the polymer backbone.¹²² The polymerization of α -olefins by **C43b** occurred with high selectivity “chain-straightened” in a ω ,1-enchainment (>80%, Scheme 3) and generated high-linearity solid polymers,¹²³ while the mononuclear analogues produced oily oligomers as a result of low selectivity in 1,2- or 2,1-insertion. In addition, **C43b** catalyzed copolymerization of E with acrylic anhydride to afford the copolymer containing the repeating unit from acrylic anhydride.¹²⁴ These studies clearly indicated that structures of α -diimine ligands can strongly influence the polymerization processes.

4. Copolymerizations of olefins with polar monomers

In the process of exploring various Brookhart catalysts, various olefinic monomers have been polymerized and copolymerized.^{27,31,125–127} The applicable monomers have also been rapidly growing to include linear^{128,129} and branched^{130,131} α -olefins, cycloalkyl substituted α -olefins,^{132–136} cycloolefins,¹³⁷ dienes,¹³⁸ trienes,^{139,140} internal olefins,^{141–144} norbornene type monomers,^{101–104} and different polar comonomers.^{3,27,28} It should be noted that the continuous interest in Brookhart-type catalysts largely originates from their capabilities in copolymerizations of olefins with polar functionalized comonomers. The introduction of some polar functional substituents into polyolefins can significantly improve their properties and broaden their applications. Concerning industrially relevant polar comonomers, or the so called fundamental polar monomers, α -diimine palladium catalysts only worked for acrylates, vinyl ketones, silyl vinyl ethers, *etc.*^{145–147} A lot of specially designed polar monomers,^{27,28} such as the ones bearing long spacers between the double bond and acrylate group, are also suitable polar comonomers. However, many other fundamental polar monomers (such as vinyl ether, vinyl acetate, vinyl halide, acrylo-



nitrile, styrene, *etc.*) completely shut down ethylene polymerization due to various reasons, such as cationic polymerization, β -X elimination, and/or formation of a stable metal chelate.^{148–150} The expansion of the polar monomer substrate scope through catalyst improvements represents a major challenge in this field. Compared with palladium, nickel is much more oxophilic and less tolerant towards polar monomers. In the presence of large amounts of cocatalysts or additives, and under harsh conditions, α -diimine nickel catalysts were demonstrated to copolymerize ethylene with methyl acrylate.¹⁵¹ The utilization of low-cost nickel α -diimine catalysts to address the polar monomer problem represents another fascinating challenge in this field.

Chen and co-workers showed that *ortho*-dibenzhydryl-based palladium catalysts **C3** led to the formation of semicrystalline E/MA copolymers with M_n of up to 1.9×10^4 g mol⁻¹,⁶⁰ and low branching density (25/1000 C). The sterically bulky catalysts **C3** mediated efficient copolymerization of ethylene with acrylate or acrylic comonomers (Group B, Scheme 4) with relatively linear microstructures (as low as 9/1000 C) and high melting temperatures (T_m close to 120 °C). These “slow chain walking” palladium catalysts still cannot copolymerize ethylene with many fundamental polar monomers (Group A, Scheme 4). However, with some CH₂ spacers between the polar groups and the double bond, the polar monomers of group C are suitable comonomers for catalysts **C4a**.⁶¹ Notably, the conventional Brookhart α -diimine palladium catalysts will undergo fast chain walking, which brings the metal center close to the polar groups and the subsequent termination reactions will completely shut down copolymerizations. The slow chain walking feature of **C4** is the key factor for the successful expansion of the polar monomer substrate scope.

During the above-mentioned copolymerization studies, it was found that polar monomers of group D (Scheme 4) quenched the **C4a** mediated ethylene polymerization.⁶¹ Although the chain walking process is efficiently slowed down, the occasional chain walking can still bring the metal center close to the Cl/OH groups and induce termination reactions. Strategies to address this issue are currently being explored in order to further expand the polar monomer substrate scope. Recently, Chen and co-workers have designed a family of Ni and Pd α -diimine complexes **C44a–d** (Fig. 22) with nitrogen-containing second coordination spheres.¹⁵² For the nickel catalysts, PEs with highly linear structures (branching < 1/1000 C)



Fig. 22 Structures of Ni and Pd α -diimine catalysts bearing nitrogen-containing second coordination spheres.¹⁵²

and high T_m (>130 °C) were obtained. For the palladium catalyst **C44d**, polyethylenes with moderately branched structures (*ca.* 70/1000 C) were generated. This suggested that the chain walking tendency of **C44d** is lower than that of classic Brookhart α -diimine palladium catalysts (*ca.* 100/1000 C), but much higher than that of the previously reported “slow chain walking” catalysts (**C2** and **C3**, 6–25/1000 C). However, **C44d** can mediate efficient ethylene copolymerizations with the group D polar comonomers. Control experiments and computational results revealed the critical roles of the metal–nitrogen interactions in these (co)polymerization reactions.

Jordan and co-workers developed some amide-functionalized α -diimine palladium catalysts **C45a–d** (Fig. 23) containing –CONHMe or –CONMe₂ groups on the *N*-phenyl rings.¹⁵³ In ethylene polymerization, *i*Pr-substituted **C45c** and **C45d** showed a higher activity of 10^7 g PE (mol Ni h)⁻¹ than **C45a** and **C45b** with *ortho*-dibenzhydryl groups, and yielded branched (77–81 branches/1000 C) PEs with M_n values in the range of 2.6 – 60×10^4 g mol⁻¹. In ethylene copolymerization, the incorporated levels of MA (Scheme 5) and acrylic acid (AA) using **C45a** were higher than **45b** and *i*Pr-substituted **C8a**.

Kaminsky and co-workers first investigated the E-NB copolymerization studies using classic Brookhart-type palladium catalysts,¹⁵⁴ which displayed significantly higher NB incorporation ability than metallocene catalysts.¹⁵⁵ Clearly, α -diimine palladium catalysts possess great reactivity towards norbornene monomers and great tolerance towards the ester type polar groups. However, the reactivity of α -diimine palladium catalysts towards polar functionalized norbornene monomers has not been explored over a very long period of time.



Scheme 4 Direct synthesis of polar functionalized semicrystalline copolymers using slow chain walking palladium catalysts.^{60,61}



Fig. 23 Amide-functionalized α -diimine Pd catalysts.¹⁵³





Scheme 5 Copolymerizations of ethylene and norbornene derivatives or some nitrogen-containing monomers.⁸¹

Only recently, Chen and co-workers have studied the ethylene copolymerizations with a family of polar functionalized norbornene type comonomers or nitrogen-containing monomers (NB-NP, NB-OAc and NP, Scheme 5) using *para*-methoxy substituted α -diimine palladium catalyst **C13a**.¹⁵⁶ Branched high molecular weight copolymers (55–89/1000 C; M_n up to 125 000) with good comonomer incorporations (1.1–9.1%) were obtained. In addition, the same group reported the properties of **C15** (Fig. 8) in ethylene copolymerizations with NB and NB-Ac (Scheme 5).⁸¹ The phenyl-substituted catalyst showed much higher activity, and produced a much higher M_n (up to 132 500) copolymer with slightly lower NB (14%) and NB-Ac (1.67%) incorporation ratios than the rest of the catalysts.

Acrylic acid (AA) is a quite challenging polar monomer to be incorporated during olefin polymerization, due to the presence of both oxygen and hydroxyl polar groups. Successful copolymerizations have been achieved using phosphine-sulfonate palladium catalysts.^{157–159} Recently, Chen and co-workers have investigated the copolymerization of 1-octene with AA (Scheme 6)¹⁶⁰ catalyzed by sterically bulky α -diimine palladium catalysts (**C4a** and **C8a-c**, Fig. 2 and 4), producing branched copolymers (58–98/1000 C) with high comonomer incorporation (1.07–15.7%) and high M_n values of up to 40 400. This copolymerization behavior provides an alternative strategy to prepare carboxylic acid functionalized branched polyolefins.

Recently, a major breakthrough in polar monomer substrate scope expansion has been achieved by Brookhart and co-workers (Scheme 7).^{161,162} They studied α -diimine Pd-catalyzed ethylene copolymerization of vinyltrialkoxysilanes (VTEoS) to afford copolymers with highly branched structures (*ca.* 100 branches/1000 C) and low molecular weights.¹⁶¹ Incorporation ratios from 0.25 to 2.0 mol% were generated with little rate retardation relative to ethylene polymerization. Compared with traditional catalytic systems, the sandwich-type catalyst produced polar functionalized copolymers with higher M_n values



Scheme 6 Copolymerization of 1-octene with acrylic acid catalyzed by α -diimine Pd catalysts.¹⁶⁰



Scheme 7 Cationic α -diimine-based Pd- and Ni-catalyzed ethylene copolymerization with vinyltrialkoxysilanes.^{161,162}

and narrow M_w/M_n values of 1.2–1.4. More importantly, multiple trialkoxysilyl groups can be incorporated per polymer chain.

There have also been some recent advances in α -diimine Ni-catalyzed ethylene copolymerization with polar monomers. For instance, Brookhart and co-workers achieved copolymerization of ethylene with VTEoS (Scheme 7) using cationic (α -diimine)NiMe(CH₃CN)⁺ catalysts/B(C₆F₅)₃ at 60 °C to give variously branched (5–60 branches/1000 C) copolymers with high molecular weights.¹⁶² Incorporation ratios ranging between 0.23 and 10.0 mol% with multiple –Si(OEt)₃ groups incorporated per polymer chain were achieved.

Recently, Chen and co-workers have reported the preparation of silicon-functionalized polyolefin materials through subsequent dehydrogenative silylation catalysed by the pyridine-diimine cobalt catalyst and ethylene copolymerization using the classic α -diimine nickel catalyst (Scheme 8(I)).¹⁶³ The allylsilanes with both the silanes functional groups and internal double bond were first prepared from dehydrogenative silylations of different terminal olefins and alkylsilanes using a pyridine-diimine cobalt-catalyst.¹⁶⁴ Subsequently, an α -diimine traditional nickel catalyst [(2,4,6-Me₃C₆H₂)N=C(Me)]₂NiBr₂ can mediate efficient ethylene copolymerizations with these allylsilanes to produce silicon-functionalized polyolefins. This provides an alternative strategy to utilize inexpensive and widely available starting materials such as



Scheme 8 Preparation of polyolefins containing silicon-functionalities by ethylene (co)polymerization.^{163–165}





Fig. 24 Dibenzobarrelene-bridged α -diimine nickel complexes.^{166–169}

olefins and silanes. Guironnet and co-workers demonstrated that the synthesis of semitelechelic polyethylene *via* the cationic α -diimine Pd-catalyzed chain-transfer ethylene (co) polymerization by various silanes as chain-transfer agents (Scheme 8(II)).¹⁶⁵ The polymer end-group structure and molecular weight were effectively tuned *via* varying the types of silanes and their concentration.

Coates and co-workers prepared a chiral *sec*-phenethyl based α -diimine nickel catalyst **C46** (Fig. 24) containing a dibenzobarrelene-bridged backbone,¹⁶⁶ which showed great properties in ethylene polymerization. The catalyst system yielded highly linear PEs with higher M_n values and narrow M_w/M_n values. Catalyst **C46** showed living polymerization behavior at room temperature and generated PE with high T_m of up to 135 °C and a highly linear structure at –20 °C. Besides, copolymerization of ethylene with methyl 10-undecenoate (Scheme 4) was realized to afford high molecular weight (up to $1.05 \times 10^5 \text{ g mol}^{-1}$) ester-functionalized copolymers with very low branching densities.

Wu and co-workers also demonstrated that a family of dibenzobarrelene-bridged α -diimine nickel **C47** (Fig. 24) catalysed ethylene polymerization with activities of up to $10^7 \text{ g PE (mol Ni h)}^{-1}$.¹⁶⁷ The bulky ligand backbone led to high thermal stability and improved tolerance towards polar groups. These catalysts were stable at temperatures of up to 100 °C. Moreover, ethylene copolymerization with methyl 10-undecenoate was conducted in a living manner (Scheme 4). Conley and co-workers prepared some sulfated zirconia supported α -diimine nickel catalysts and applied them in ethylene copolymerization with methyl 10-undecenoate.¹⁶⁸ Plenio and co-workers designed some bowl-shaped diimine nickel catalysts with two pentiptyceny-substituents, and studied their properties in ethylene copolymerization with various comonomers including methyl 10-undecenoate.¹⁶⁹

5. Conclusion and outlook

The Brookhart-type nickel and palladium complexes ligated by α -diimine have attracted considerable attention for olefin polymerization during the past two decades. Their catalytic properties are strongly influenced by ligand structures as well as polymerization conditions (temperature, types and concentration of monomers), which subsequently effectively influence

the properties of the resulting polymers and copolymers. Most importantly, their chain walking capabilities provide great potential for the control of polymer microstructures.

In this review, we first briefly discussed the chain walking mechanism of Brookhart-type catalysts in ethylene polymerization and α -olefin polymerization. Subsequently, some recent advances in catalyst developments were summarized. Specifically, the modifications of *N*-aryl substituents and of the ligand backbone structure, as well as the utilization of dinucleating ligands, were described. Finally, the applications of some of the newly developed α -diimine Ni and Pd catalysts in olefin copolymerizations with polar comonomers were demonstrated. Special attention was paid to the examples where a new polar comonomer substrate scope was enabled through the utilization of new catalysts. The Brookhart-type Ni and Pd catalysts ligated by α -diimine are easy to synthesize, extremely versatile, tolerant towards various functional groups, and capable of generating numerous polymer microstructures that are difficult to access otherwise. Because of these superior and unique properties, they continue to be of great research interest even after twenty years of extensive research. It is believed that this research enthusiasm will continue, and we will see more novel catalysts as well as novel polyolefin materials.

Conflicts of interest

There are no conflicts to declare.

Acknowledgements

This work was supported by the National Natural Science Foundation of China (NSFC, 21690071 and 21801002) and the Fundamental Research Funds for the Central Universities.

Notes and references

- D. B. Malpass, *Introduction to Industrial Polyethylene*, Wiley, Hoboken, NJ, USA, 2010, pp. 85–97.
- A. Nakamura, S. Ito and K. Nozaki, *Chem. Rev.*, 2009, **109**, 5215–5244.
- Z. Chen and M. Brookhart, *Acc. Chem. Res.*, 2018, **51**, 1831–1839.
- L. K. Johnson, C. M. Killian and M. Brookhart, *J. Am. Chem. Soc.*, 1995, **117**, 6414–6415.
- L. K. Johnson, S. Mecking and M. Brookhart, *J. Am. Chem. Soc.*, 1996, **118**, 267–268.
- S. D. Ittel, L. K. Johnson and M. Brookhart, *Chem. Rev.*, 2000, **100**, 1169–1204.
- Z. Dong and Z. Ye, *Polym. Chem.*, 2012, **3**, 286–301.
- L. H. Guo, S. Y. Dai, X. L. Sui and C. L. Chen, *ACS Catal.*, 2016, **6**, 428–441.
- Z. Jian, L. Falivene, G. Boffa, S. O. Sánchez, L. Caporaso, A. Grassi and S. Mecking, *Angew. Chem., Int. Ed.*, 2016, **55**, 14378–14383.



- 10 M. Chen and C. L. Chen, *ACS Catal.*, 2017, **7**, 1308–1312.
- 11 G. Song, W. M. Pang, W. Li, M. Chen and C. L. Chen, *Polym. Chem.*, 2017, **8**, 7400–7405.
- 12 B. P. Yang, S. Y. Xiong and C. L. Chen, *Polym. Chem.*, 2017, **8**, 6272–6276.
- 13 J. X. Gao, W. Cai, Y. Hu and C. L. Chen, *Polym. Chem.*, 2019, **10**, 1416–1422.
- 14 S. Ito, *Bull. Chem. Soc. Jpn.*, 2018, **91**, 251–261.
- 15 Z. Cai and L. H. Do, *Organometallics*, 2018, **37**, 3874–3882.
- 16 W. Zhang, P. M. Waddell, M. A. Tiedemann, C. E. Padilla, J. J. Mei, L. Y. Chen and B. P. Carrow, *J. Am. Chem. Soc.*, 2018, **140**, 8841–8850.
- 17 Y. Mitsushige, H. Yasuda, B. Carrow, S. Ito, M. Kobayashi, T. Tayano, Y. Watanabe, Y. Okuno, S. Hayashi, J. Kuroda, Y. Okumura and K. Nozaki, *ACS Macro Lett.*, 2018, **7**, 305–311.
- 18 X. Wang and K. Nozaki, *J. Am. Chem. Soc.*, 2018, **140**, 15635–15640.
- 19 T. Liang and C. L. Chen, *Inorg. Chem.*, 2018, **57**, 14913–14919.
- 20 M. Chen and C. L. Chen, *Angew. Chem., Int. Ed.*, 2018, **57**, 3094–3098.
- 21 J. X. Gao, B. P. Yang and C. L. Chen, *J. Catal.*, 2019, **369**, 233–238.
- 22 Z. Guan and C. S. Popeney, *Top. Organomet. Chem.*, 2009, **2**, 179–220.
- 23 C. Tan and C. L. Chen, *Angew. Chem., Int. Ed.*, 2019, **58**, DOI: 10.1002/anie.201814634.
- 24 J. M. Kaiser and B. K. Long, *Coord. Chem. Rev.*, 2018, **372**, 141–152.
- 25 L. H. Guo and C. L. Chen, *Sci. China: Chem.*, 2015, **58**, 1663–1673.
- 26 Y. S. Chen, L. Wang, H. J. Yu, Y. L. Zhao, R. L. Sun, G. H. Jing, J. Huang, H. Khalid, N. M. Abbasi and M. Akram, *Prog. Polym. Sci.*, 2015, **45**, 23–43.
- 27 C. L. Chen, *ACS Catal.*, 2018, **8**, 5506–5514.
- 28 L. H. Guo, W. Liu and C. L. Chen, *Mater. Chem. Front.*, 2017, **1**, 2487–2494.
- 29 D. Takeuchi, *Polym. J.*, 2018, **50**, 573–578.
- 30 H. Suo, G. A. Solan, Y. Ma and W. H. Sun, *Coord. Chem. Rev.*, 2018, **372**, 101–106.
- 31 C. L. Chen, *Nat. Rev. Chem.*, 2018, **2**, 6–14.
- 32 J. Wang, L. Wang, H. Yu, R. S. Ullah, M. Haroon, Z. Abdin, X. Xia and R. U. Khan, *Eur. J. Inorg. Chem.*, 2018, 1450–1468.
- 33 N. E. Mitchell and B. K. Long, *Polym. Int.*, 2019, **68**, 14–26.
- 34 V. M. Mohring and G. Fink, *Angew. Chem., Int. Ed. Engl.*, 1985, **24**, 1001–1003.
- 35 G. J. Domski, J. M. Rose, G. W. Coates, A. D. Bolig and M. Brookhart, *Prog. Polym. Sci.*, 2007, **32**, 30–92.
- 36 L. Pei, F. Liu, H. Liao, J. Gao, L. Zhong, H. Gao and Q. Wu, *ACS Catal.*, 2018, **8**, 1104–1113.
- 37 Z. Guan, P. M. Cotts, E. F. McCord and S. J. McLain, *Science*, 1999, **283**, 2059–2062.
- 38 D. P. Gates, S. A. Svejda, E. Oñate, C. M. Killian, L. K. Johnson, P. S. White and M. Brookhart, *Macromolecules*, 2000, **33**, 2320–2334.
- 39 F. S. Liu, H. B. Hu, Y. Xu, L. H. Guo, S. B. Zai, K. M. Song, H. Y. Gao, L. Zhang, F. M. Zhu and Q. Wu, *Macromolecules*, 2009, **42**, 789–7796.
- 40 C. S. Popeney and Z. Guan, *Organometallics*, 2005, **24**, 1145–1155.
- 41 C. S. Popeney and Z. Guan, *Macromolecules*, 2010, **43**, 4091–4097.
- 42 J. Y. Liu, Y. G. Li, Y. S. Li and N. H. Hu, *J. Appl. Polym. Sci.*, 2008, **109**, 700–707.
- 43 C. S. Popeney, C. M. Levins and Z. Guan, *Organometallics*, 2011, **30**, 2432–2452.
- 44 Z. Guan, *J. Polym. Sci., Part A: Polym. Chem.*, 2003, **41**, 3680–3692.
- 45 J. M. Kaiser, W. C. Anderson Jr. and B. K. Long, *Polym. Chem.*, 2018, **9**, 1567–1570.
- 46 K. S. O'Connor, J. R. Lamb, T. Vaidya, I. Keresztes, K. Klimovica, A. M. LaPointe, O. Daugulis and G. W. Coates, *Macromolecules*, 2017, **50**, 7010–7027.
- 47 I. Pierro, G. Zanchin, E. Parisini, J. Martí-Rujas, M. Canetti, G. Ricci, F. Bertini and G. Leone, *Macromolecules*, 2018, **51**, 801–814.
- 48 E. F. McCord, S. J. McLain, L. T. J. Nelson, S. D. Ittel, D. Tempel, C. M. Killian, L. K. Johnson and M. Brookhart, *Macromolecules*, 2007, **40**, 410–420.
- 49 G. J. Domski, J. M. Rose, G. W. Coates, A. D. Bolig and M. Brookhart, *Prog. Polym. Sci.*, 2007, **32**, 30–92.
- 50 A. E. Cherian, J. M. Rose, E. B. Lobkovsky and G. W. Coates, *J. Am. Chem. Soc.*, 2005, **127**, 13770–13771.
- 51 J. M. Rose, A. E. Cherian and G. W. Coates, *J. Am. Chem. Soc.*, 2006, **128**, 4186–4187.
- 52 D. N. Vaccarello, K. S. O'Connor, P. Iacono, J. M. Rose, A. E. Cherian and G. W. Coates, *J. Am. Chem. Soc.*, 2018, **140**, 6208–6211.
- 53 D. H. Camacho, E. V. Salo, J. W. Ziller and Z. Guan, *Angew. Chem., Int. Ed.*, 2004, **43**, 1821–1825.
- 54 D. H. Camacho and Z. Guan, *Macromolecules*, 2005, **38**, 2544–2546.
- 55 C. S. Popeney, D. H. Camacho and Z. Guan, *J. Am. Chem. Soc.*, 2007, **129**, 10062–10063.
- 56 C. S. Popeney, C. M. Levins and Z. Guan, *Organometallics*, 2011, **30**, 2432–2452.
- 57 J. L. Rhinehart, L. A. Brown and B. K. Long, *J. Am. Chem. Soc.*, 2013, **135**, 16316–16319.
- 58 J. L. Rhinehart, N. E. Mitchell and B. K. Long, *ACS Catal.*, 2014, **4**, 2501–2504.
- 59 L. A. Brown, W. C. J. Anderson, N. E. Mitchell, K. R. Gmernicki and B. K. Long, *Polymers*, 2018, **10**, 41.
- 60 S. Y. Dai, X. L. Sui and C. L. Chen, *Angew. Chem., Int. Ed.*, 2015, **54**, 9948–9953.
- 61 S. Y. Dai and C. L. Chen, *Angew. Chem., Int. Ed.*, 2016, **55**, 13281–13285.
- 62 Y. N. Na, S. Y. Dai and C. L. Chen, *Macromolecules*, 2018, **51**, 4040–4048.



- 63 L. H. Guo, S. Y. Dai and C. L. Chen, *Polymers*, 2016, **8**, 37.
- 64 L. H. Guo, K. Lian, W. Kong, S. Xu, G. Jiang and S. Y. Dai, *Organometallics*, 2018, **37**, 2442–2449.
- 65 S. Y. Dai, S. X. Zhou, W. Zhang and C. L. Chen, *Macromolecules*, 2016, **49**, 8855–8862.
- 66 J. L. Sun, F. Z. Wang, W. M. Li and M. Chen, *RSC Adv.*, 2017, **7**, 55051–55059.
- 67 S. Y. Dai and C. L. Chen, *Macromolecules*, 2018, **51**, 6818–6824.
- 68 X. X. Wang, L. L. Fan, Y. C. Yuan, S. Z. Du, Y. Sun, G. A. Solan, C. Y. Guo and W. H. Sun, *Dalton Trans.*, 2016, **45**, 18313–18323.
- 69 L. L. Fan, E. Yue, S. Z. Du, C. Y. Guo, X. Hao and W. H. Sun, *RSC Adv.*, 2015, **5**, 93274–93282.
- 70 L. L. Fan, S. Z. Du, C. Y. Guo, X. Hao and W. H. Sun, *J. Polym. Sci., Part A: Polym. Chem.*, 2015, **53**, 1369–1378.
- 71 S. Z. Du, Q. F. Xing, Z. Flisak, E. Yue, Y. Sun and W. H. Sun, *Dalton Trans.*, 2015, **44**, 12282–12291.
- 72 S. Z. Du, S. L. Kong, Q. S. Shi, J. Mao, C. Y. Guo, J. J. Yi, T. L. Liang and W. H. Sun, *Organometallics*, 2015, **34**, 582–590.
- 73 X. X. Wang, L. L. Fan, Y. P. Ma, C. Y. Guo, G. A. Solan, Y. Sun and W. H. Sun, *Polym. Chem.*, 2017, **8**, 2785–2795.
- 74 H. Y. Suo, I. V. Oleynik, C. B. Huang, I. I. Oleynik, G. A. Solan, Y. P. Ma, T. L. Liang and W. H. Sun, *Dalton Trans.*, 2017, **46**, 15684–15697.
- 75 Y. N. Zeng, Q. Mahmood, Q. Y. Zhang, T. L. Liang and W. H. Sun, *J. Polym. Sci., Part A: Polym. Chem.*, 2018, **56**, 922–930.
- 76 F. Zhai and R. F. Jordan, *Organometallics*, 2017, **36**, 2784–2799.
- 77 X. L. Sui, C. W. Hong, W. M. Pang and C. L. Chen, *Mater. Chem. Front.*, 2017, **1**, 967–972.
- 78 J. Fang, X. L. Sui, Y. G. Li and C. L. Chen, *Polym. Chem.*, 2018, **9**, 4143–4149.
- 79 S. Du, Q. Xing, Z. Flisak, E. Yue, Y. Sun and W. H. Sun, *Dalton Trans.*, 2015, **44**, 12282–12291.
- 80 Y. Chen, S. Du, C. Huang, G. A. Solan, X. Hao and W. H. Sun, *J. Polym. Sci., Part A: Polym. Chem.*, 2017, **55**, 1971–1983.
- 81 R. K. Wang, M. H. Zhao and C. L. Chen, *Polym. Chem.*, 2016, **7**, 3933–3938.
- 82 K. Lian, Y. Zhu, W. Li, S. Y. Dai and C. L. Chen, *Macromolecules*, 2017, **50**, 6074–6080.
- 83 M. H. Zhao and C. L. Chen, *ACS Catal.*, 2017, **7**, 7490–7494.
- 84 M. Chen, B. P. Yang and C. L. Chen, *Angew. Chem., Int. Ed.*, 2015, **54**, 15520–15524.
- 85 W. C. Anderson Jr., J. L. Rhinehart, A. G. Tennyson and B. K. Long, *J. Am. Chem. Soc.*, 2016, **138**, 774–777.
- 86 W. C. Anderson Jr., S. H. Park, L. A. Brown, J. M. Kaiser and B. K. Long, *Inorg. Chem. Front.*, 2017, **4**, 1108–1112.
- 87 W. P. Zou, W. M. Pang and C. L. Chen, *Inorg. Chem. Front.*, 2017, **4**, 795–800.
- 88 V. Rosar, A. Meduri, T. Montini, P. Fornasiero, E. Zangrando and B. Milani, *Dalton Trans.*, 2018, **47**, 2778–2790.
- 89 S. Ahmadjo, S. Damavandi, G. H. Zohuri, A. Farhadipour, N. Samadieh and Z. Etemadinia, *J. Organomet. Chem.*, 2017, **835**, 43–51.
- 90 S. Ahmadjo, S. Damavandi, G. H. Zohuri, A. Farhadipour, N. Samadieh and Z. Etemadinia, *Polym. Bull.*, 2017, **74**, 3819–3832.
- 91 R. Mundil, A. Sokolohorskyj, J. Hošek, J. Cvačka, I. Císařová, J. Kvičala and J. Merna, *Polym. Chem.*, 2018, **9**, 1234–1248.
- 92 D. Zhang, E. T. Nadres, M. Brookhart and O. Daugulis, *Organometallics*, 2013, **32**, 5136–5143.
- 93 T. Vaidya, K. Klimovica, A. M. LaPointe, I. Keresztes, E. B. Lobkovsky, O. Daugulis and G. W. Coates, *J. Am. Chem. Soc.*, 2014, **136**, 7213–7216.
- 94 K. S. O'Connor, A. Watts, T. Vaidya, A. M. LaPointe, M. A. Hillmyer and G. W. Coates, *Macromolecules*, 2016, **49**, 6743–6751.
- 95 K. E. Allen, J. Campos, O. Daugulis and M. Brookhart, *ACS Catal.*, 2015, **5**, 456–464.
- 96 J. C. Yuan, F. Z. Wang, W. B. Xu, T. J. Mei, J. Li, B. N. Yuan, F. Y. Song and Z. Jia, *Organometallics*, 2013, **32**, 3960–3968.
- 97 F. Z. Wang, S. S. Tian, R. P. Li, W. M. Li and C. L. Chen, *Chin. J. Polym. Sci.*, 2018, **36**, 157–162.
- 98 C. Carfagna, G. Gatti, P. Paoli, B. Binotti, F. Fini, A. Passeri, P. Rossi and B. Gabriele, *Organometallics*, 2014, **33**, 129–144.
- 99 C. Wen, S. Yuan, Q. Shi, E. Yue, D. Liu and W. H. Sun, *Organometallics*, 2014, **33**, 7223–7231.
- 100 S. Yuan, E. Yue, C. Wen and W. H. Sun, *RSC Adv.*, 2016, **6**, 7431–7438.
- 101 J. Liu, D. R. Chen, H. Wu, Z. F. Xiao, H. Y. Gao, F. M. Zhu and Q. Wu, *Macromolecules*, 2014, **47**, 3325–3331.
- 102 K. Song, W. Yang, B. Li, Q. Liu, C. Redshaw, Y. Li and W. H. Sun, *Dalton Trans.*, 2013, **42**, 9166–9175.
- 103 W. Zou and C. Chen, *Organometallics*, 2016, **35**, 1794–1801.
- 104 L. Zhu, D. Zang, Y. Wang, Y. Guo, B. Jiang, F. He, Z. Fu, Z. Fan, M. A. Hickner, Z. K. Liu and L. Q. Chen, *Organometallics*, 2017, **36**, 1196–1203.
- 105 S. Zhong, Y. Tan, L. Zhong, J. Gao, H. Liao, L. Jiang, H. Gao and Q. Wu, *Macromolecules*, 2017, **50**, 5661–5669.
- 106 Z. Xiao, H. Zheng, C. Du, L. Zhong, H. Liao, J. Gao, H. Gao and Q. Wu, *Macromolecules*, 2018, **51**, 9110–9121.
- 107 P. Huo, W. Y. Liu, X. H. He, H. M. Wang and Y. W. Chen, *Organometallics*, 2013, **32**, 2291–2299.
- 108 P. Huo, W. Y. Liu, X. H. He, Z. Wei and Y. W. Chen, *Polym. Chem.*, 2014, **5**, 1210–1218.
- 109 X. H. He, Y. J. Deng, Z. L. Han, Y. Yang and D. F. Chen, *J. Polym. Sci., Part A: Polym. Chem.*, 2016, **54**, 3495–3505.
- 110 X. H. He, Y. J. Deng, X. Jiang, Z. J. Wang, Y. P. Yang, Z. L. Hana and D. F. Chen, *Polym. Chem.*, 2017, **8**, 2390–2396.



- 111 P. Huo, J. B. Li, W. Y. Liu, G. Q. Mei and X. H. He, *RSC Adv.*, 2017, **7**, 51858–51863.
- 112 M. Delferro and T. J. Marks, *Chem. Rev.*, 2011, **111**, 2450–2485.
- 113 S. P. Netalkar, P. P. Netalkar, M. P. Sathisha, S. Budagumpi and V. K. Revankar, *Catal. Lett.*, 2014, **144**, 181–191.
- 114 S. P. Netalkar, S. Budagumpi, H. H. Abdallah, P. P. Netalkar and V. K. Revankar, *J. Mol. Struct.*, 2014, **1075**, 559–565.
- 115 S. Kong, K. Song, T. Liang, C. Y. Guo, W. H. Sun and C. Redshaw, *Dalton Trans.*, 2013, **42**, 9176–9187.
- 116 M. Khoshsefat, G. H. Zohuri, N. Ramezani, S. Ahmadjo and M. Haghpanah, *J. Polym. Sci., Part A: Polym. Chem.*, 2016, **54**, 3000–3011.
- 117 M. Khoshsefat, S. Ahmadjo, S. M. M. Mortazavi, G. H. Zohuri and J. B. P. Soares, *New J. Chem.*, 2018, **42**, 8334–8337.
- 118 L. Zhu, Z. S. Fu, H. J. Pan, W. Feng, C. Chen and Z. Q. Fan, *Dalton Trans.*, 2014, **43**, 2900–2906.
- 119 Q. Xing, K. Song, T. Liang, Q. Liu, W. H. Sun and C. Redshaw, *Dalton Trans.*, 2014, **43**, 7830–7837.
- 120 R. K. Wang, X. L. Sui, W. Pang and C. L. Chen, *ChemCatChem*, 2016, **8**, 434–440.
- 121 Y. Na, X. Wang, K. Lian, Y. Zhu, W. Li, Y. Luo and C. L. Chen, *ChemCatChem*, 2017, **9**, 1062–1066.
- 122 S. Takano, D. Takeuchi, K. Osakada, N. Akamatsu and A. Shishido, *Angew. Chem., Int. Ed.*, 2014, **53**, 9246–9250.
- 123 S. Takano, D. Takeuchi and K. Osakada, *Chem. – Eur. J.*, 2015, **21**, 16209–16218.
- 124 D. Takeuchi, T. Iwasawa and K. Osakada, *Macromolecules*, 2018, **51**, 5048–5054.
- 125 L. Ding, H. Cheng, Y. Li, R. Tanaka, T. Shiono and Z. Cai, *Polym. Chem.*, 2018, **9**, 5476–5482.
- 126 X. Fu, L. Zhang, R. Tanaka, T. Shiono and Z. Cai, *Macromolecules*, 2017, **50**, 9216–9221.
- 127 D. B. Culver, H. Tafazolian and M. P. Conley, *Organometallics*, 2018, **37**, 1001–1006.
- 128 F. Liu, H. Gao, Z. Hu, H. Hu, F. Zhu and Q. Wu, *J. Polym. Sci., Part A: Polym. Chem.*, 2012, **50**, 3859–3866.
- 129 A. Keyes, H. E. Basbug Alhan, U. Ha, Y. S. Liu, S. K. Smith, T. S. Teets, D. B. Beezer and E. Harth, *Macromolecules*, 2018, **51**, 7224–7232.
- 130 H. Gao, X. Liu, Y. Tang, J. Pan and Q. Wu, *Polym. Chem.*, 2011, **2**, 1398–1403.
- 131 H. Gao, J. Pan, L. Guo, D. Xiao and Q. Wu, *Polymer*, 2011, **52**, 130–137.
- 132 T. Okada, D. Takeuchi, A. Shishido, T. Ikeda and K. Osakada, *J. Am. Chem. Soc.*, 2009, **131**, 10852–10853.
- 133 D. Takeuchi, *J. Am. Chem. Soc.*, 2011, **133**, 11106–11109.
- 134 J. Gao, Z. H. Ying, L. Zhong, H. Liao, H. Y. Gao and Q. Wu, *Polym. Chem.*, 2018, **9**, 1109–1115.
- 135 J. Gao, L. Zhang, L. Zhong, C. Du, H. Liao, H. Gao and Q. Wu, *Polymer*, 2019, **164**, 26–32.
- 136 D. Takeuchi and K. Osakada, *Polymer*, 2016, **82**, 392–405.
- 137 D. Takeuchi, T. Iwasawa and K. Osakada, *Macromolecules*, 2018, **51**, 5048–5054.
- 138 T. Okada, S. Park, D. Takeuchi and K. Osakada, *Angew. Chem., Int. Ed.*, 2007, **46**, 6141–6143.
- 139 K. Motokuni, D. Takeuchi and K. Osakada, *Macromolecules*, 2014, **47**, 6522–6526.
- 140 K. Motokuni, D. Takeuchi and K. Osakada, *Polym. Chem.*, 2015, **6**, 1248–1254.
- 141 A. E. Cherian, E. B. Lobkovsky and G. W. Coates, *Chem. Commun.*, 2003, **20**, 2566–2567.
- 142 F. Z. Wang, R. Tanaka, Z. G. Cai, Y. Nakayama and T. Shiono, *Polymer*, 2017, **127**, 88–100.
- 143 F. Z. Wang, R. Tanaka, Z. G. Cai, Y. Nakayama and T. Shiono, *Macromol. Rapid Commun.*, 2016, **37**, 1375–1381.
- 144 F. Z. Wang, R. Tanaka, Q. S. Li, Y. Nakayama and T. Shiono, *Organometallics*, 2018, **37**, 1358–1367.
- 145 C. L. Chen, S. J. Luo and R. F. Jordan, *J. Am. Chem. Soc.*, 2008, **130**, 12892–12893.
- 146 C. Chen and R. F. Jordan, *J. Am. Chem. Soc.*, 2010, **132**, 10254–10255.
- 147 C. Chen, S. J. Luo and R. F. Jordan, *J. Am. Chem. Soc.*, 2010, **132**, 5273–5284.
- 148 M. Kang, A. Sen, L. Zakharov and A. L. Rheingold, *J. Am. Chem. Soc.*, 2002, **124**, 12080–12081.
- 149 S. R. Foley Jr., R. A. Stockland, H. Shen and R. F. Jordan, *J. Am. Chem. Soc.*, 2003, **125**, 4350–4361.
- 150 S. Li and Z. Ye, *Macromol. Chem. Phys.*, 2010, **211**, 1917–1924.
- 151 L. K. Johnson, L. Wang, S. McLain, A. Bennett, K. Dobbs, E. Hauptman, A. Ionkin, S. D. Ittel, K. Kutnisky, W. Marshall, E. McCord, C. Radzewich, A. Rinehart, K. J. Sweetman, Y. Wang, Z. Yin and M. Brookhart, *ACS Symp. Ser.*, 2003, **857**, 131–142.
- 152 M. Li, X. Wang, Y. Luo and C. L. Chen, *Angew. Chem., Int. Ed.*, 2017, **56**, 11604–11609.
- 153 F. Zhai, J. B. Solomon and R. F. Jordan, *Organometallics*, 2017, **36**, 1873–1879.
- 154 J. Kiesewetter and W. Kaminsky, *Chem. – Eur. J.*, 2003, **9**, 1750–1758.
- 155 P. Xiang and Z. Ye, *J. Polym. Sci., Part A: Polym. Chem.*, 2013, **51**, 672–686.
- 156 Y. N. Na, D. Zhang and C. L. Chen, *Polym. Chem.*, 2017, **8**, 2405–2409.
- 157 T. Runzi, D. Frohlich and S. Mecking, *J. Am. Chem. Soc.*, 2010, **132**, 17690–17691.
- 158 J. C. Daigle, L. Piche and J. P. Claverie, *Macromolecules*, 2011, **44**, 1760–1762.
- 159 D. Zhang and C. L. Chen, *Angew. Chem., Int. Ed.*, 2017, **56**, 14672–14676.
- 160 L. H. Guo, C. Zou, S. Y. Dai and C. L. Chen, *Polymers*, 2017, **9**, 122.
- 161 Z. Chen, W. J. Liu, O. Daugulis and M. Brookhart, *J. Am. Chem. Soc.*, 2016, **138**, 16120–16129.
- 162 Z. Chen, M. D. Leatherman, O. Daugulis and M. Brookhart, *J. Am. Chem. Soc.*, 2017, **139**, 16013–16022.



- 163 S. X. Zhou and C. L. Chen, *Sci. Bull.*, 2018, **63**, 441–445.
- 164 C. C. H. Atienza, T. Diao, K. J. Weller, S. A. Nye, K. M. Lewis, J. G. P. Delis, J. L. Boyer, A. K. Roy and P. J. Chirik, *J. Am. Chem. Soc.*, 2014, **136**, 12108–12118.
- 165 G. H. Michael and D. Guironnet, *ACS Catal.*, 2017, **7**, 5717–5720.
- 166 B. K. Long, J. M. Eagan, M. Mulzer and G. W. Coates, *Angew. Chem., Int. Ed.*, 2016, **55**, 7222–7226.
- 167 L. Zhong, G. L. Li, G. D. Liang, H. Y. Gao and Q. Wu, *Macromolecules*, 2017, **50**, 2675–2682.
- 168 H. Tafazolian, D. B. Culver and M. P. Conley, *Organometallics*, 2017, **36**, 2385–2388.
- 169 Y. Kanai, S. Foro and H. Plenio, *Organometallics*, 2019, **38**, 544–551.

