

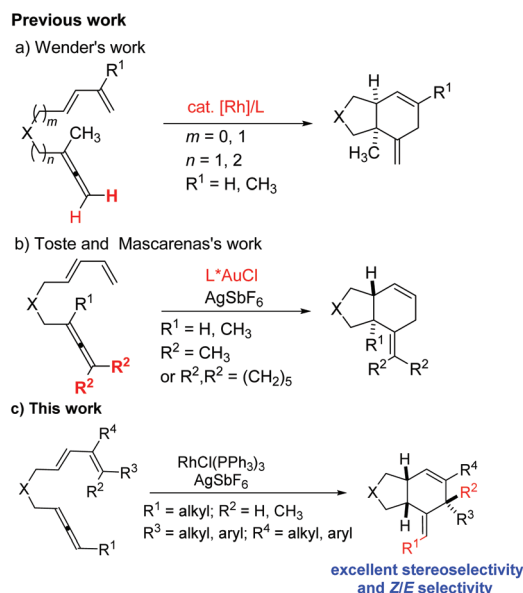
RESEARCH ARTICLE

View Article Online
View Journal | View IssueCite this: *Org. Chem. Front.*, 2018, 5, 2680

Rhodium-catalyzed highly diastereoselective intramolecular [4 + 2] cycloaddition of 1,3-disubstituted allene-1,3-dienes†

Yulin Han^{a,b} and Shengming Ma^{ID} *^{a,c}Received 2nd July 2018,
Accepted 27th July 2018
DOI: 10.1039/c8qo00650d
rsc.li/frontiers-organicRhCl(PPh₃)₃-catalyzed [4 + 2] intramolecular cycloaddition of allene-1,3-dienes afforded *cis*-fused [3.4.0]-bicyclic products with three chiral centers in good yields with excellent chemo- and diastereoselectivity. The configuration of the C=C bonds in the 1,3-diene unit controls the relative configurations of the non-bridging tertiary carbon atom in the six-membered ring. Based on the experimental results, a mechanism involving cyclometalation has been proposed.

Cycloaddition reactions are a practical and efficient method to construct cyclic products from simple acyclic starting materials by generating at least two bonds and one ring in only one step.¹ For example, [4 + 2] cycloaddition between 1,3-dienes and alkenes or alkynes is one of the most powerful synthetic tools to assemble six-membered cyclic structures.^{2–4} In 1995, Wender and coworkers reported the intramolecular [4 + 2] cycloaddition reaction of disubstituted terminal allenes with 1,3-dienes to afford *cis*-6,6-fused rings or *cis*-6,5-fused rings with a nickel or rhodium complex as catalyst (Scheme 1, a).⁵ The chemoselectivity mainly depends on the length of the tether between the diene and terminal allene. In 2009, the groups of Toste and Mascareñas independently demonstrated the gold-catalyzed intramolecular [4 + 2] cycloaddition reaction of symmetric tetrasubstituted allene with 1,3-diene to give *trans*-6,5-fused rings (Scheme 1, b).⁶ So far, there have been very limited reports on applying the 1,3-disubstituted allene unit as the dienophile.⁷ The challenge is the *Z/E* selectivity of the remaining C=C bond as well as the diastereoselectivity of the three chiral centers generated during the reaction (Scheme 1, c).⁸ Recently, there have been many advances in the development of new synthetic approaches to prepare 1,3-disubstituted allenes.^{9,10} Herein, we present the RhCl(PPh₃)₃-catalyzed intramolecular [4 + 2] cycloaddition of



Scheme 1 Metal-catalyzed intramolecular [4 + 2] cycloaddition of allene-1,3-dienes.

1,3-disubstituted allene-dienes, during which the internal C=C bond of the allene moiety reacted with the 1,3-diene unit to produce *cis*-6,5-fused bicyclic products with an excellent *Z/E* selectivity for the remaining C=C bond and an excellent diastereoselectivity referring to the three chiral centers (Scheme 1, c).

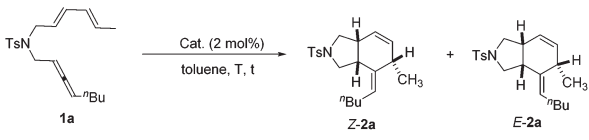
We started our study on the reaction with 1,3-disubstituted allene-1,3-diene **1a** as the model substrate. The desired product was not formed under the catalysis of Ni(COD)₂ or [Rh(COD)₂Cl]₂ (entries 1 and 2, Table 1). The cationic rhodium catalyst [Rh(COD)₂]⁺BF₄⁻ also couldn't catalyze the reaction

^aState Key Laboratory of Organometallic Chemistry, Shanghai Institute of Organic Chemistry, Chinese Academy of Sciences, 345 Lingling Lu, Shanghai 200032, P. R. China. E-mail: masm@sioc.ac.cn

^bUniversity of Chinese Academy of Sciences, Beijing 100049, P. R. China

^cResearch Center for Molecular Recognition and Synthesis, Department of Chemistry, Fudan University, 220 Handan Road, Shanghai 200433, P. R. China

† Electronic supplementary information (ESI) available: Preparation and characterisation data as well as ¹H and ¹³C NMR spectra of all compounds. CCDC 1528081, 1555723 and 1555722. For ESI and crystallographic data in CIF or other electronic format see DOI: 10.1039/c8qo00650d

Table 1 Optimization of rhodium-catalyzed intramolecular [4 + 2] cycloaddition of racemic allene-1,3-diene **1a**^a


Entry	[Rh]	T (°C)	t (h)	Yield of 2a ^b	Z/E	Recovery of 1a ^b
1	Ni(COD) ₂	80	12	N.D.	—	68
2	[Rh(COD)Cl] ₂	80	12	N.D.	—	90
3	[Rh(COD) ₂]BF ₄	80	12	N.D.	—	77
4	[RhCl(CO) ₂] ₂	80	12	81	50 : 50	N.D.
5 ^c	[(C ₁₀ H ₈)Rh(COD)] ⁺ SbF ₆ ⁻	rt	12	59	100 : 0	12
6	RhCl(CO)(PPh ₃) ₂	80	12	90	100 : 0	N.D.
7	RhCl(PPh ₃) ₃	80	12	93	100 : 0	N.D.
8	RhCl(PPh ₃) ₃	60	5	92	100 : 0	N.D.
9	RhCl(PPh ₃) ₃	40	3	91	100 : 0	N.D.
10 ^d	RhCl(PPh ₃) ₃	40	3	95	100 : 0	N.D.
11 ^e	RhCl(PPh ₃) ₃	40	10	85	100 : 0	N.D.

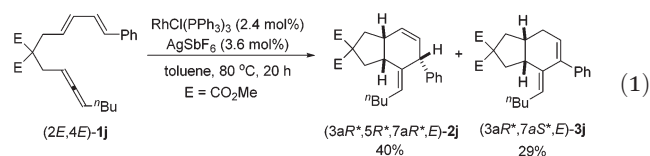
^aThe reaction was conducted with **1a** (0.2 mmol) and catalyst (2 mol%) in 2 mL of toluene. ^bDetermined using ¹H NMR analysis with mesitylene as the internal standard and N.D. = not detected. ^cThe reaction was conducted with **1a** (0.1 mmol) and catalyst (3 mol%) in 2 mL of 1,2-dichloroethane. ^d1 mL of toluene was used. ^e1 mol% RhCl(PPh₃)₃ and 1 mL of toluene were used.

either (entry 3, Table 1). Interestingly, when [RhCl(CO)₂]₂ was used, the reaction processed smoothly to afford the expected bicyclic product **1a** in 81% yield with a Z/E ratio of 50:50 (entry 4, Table 1). The structure and relative configurations of **Z-2a** and **E-2a** were established *via* analogy with the X-ray single crystal diffraction study of **2c** (Fig. 1)¹¹ and the NOESY spectra (see the ESI[†]). The catalyst [(C₁₀H₈)Rh(COD)]⁺SbF₆⁻ used in Trost's report^{7a} can facilitate the reaction to afford the cycloaddition product **Z-2a** with an incomplete conversion (entry 5, Table 1). To our delight, the yield was improved to 90% when RhCl(CO)(PPh₃)₂ was used with the exclusive formation of **Z-2a** (entry 6, Table 1). With RhCl(PPh₃)₃ as the catalyst, the yield was improved to 93% (entry 7, Table 1). The desired product could also be obtained in 92% and 91% yield

at a lower temperature of 40 °C (entries 8 and 9, Table 1). The yield was 95% when running the reaction at a concentration of 0.2 M (entry 10, Table 1). The yield dropped to 85% with 1 mol% RhCl(PPh₃)₃ (entry 11, Table 1). Thus, the reaction conducted with **1a** and RhCl(PPh₃)₃ (2 mol%) in toluene at 40 °C was chosen as the standard conditions for further study.

With the optimized conditions in hand, the scope of substrates was investigated. The substrates with NTs as the linker were investigated firstly. The reaction afforded the corresponding products **Z-2a–2c** in decent yields when R¹ was methyl, *n*-butyl, and cyclohexyl, respectively (entries 1–3, Table 2). The relative configurations in **2c** were established by the X-ray single crystal diffraction study¹¹ (Fig. 1) – all three H atoms are *cis* oriented with a Z-C=C bond. R² may be H, methyl, or *n*-propyl (entries 1–4, and 10, Table 2). The substrates with R² being aryl groups in the terminal of the diene moiety could afford the target products under the standard conditions with lower yields. The yields were improved by conducting the reactions at 80 °C (entries 5–7, Table 2). With a substituent such as *o*-Br, the reactions only afforded **2h** in 15% yield with 36% recovery of **1h** even at 80 °C for 36 h (entry 8, Table 2). To our delight, 66% yield of **2h** was obtained when the reaction was conducted with the extra addition of AgSbF₆ (3 mol%) (entry 9, Table 2). R³ may be H or alkyl. It is worth mentioning that the reactions produced products **2a–2h** as the only diastereoisomers while in entry 10 of Table 2 a minor amount of other diastereoisomers was formed. Malonate could also be used as the tether of the substrates. However, the reaction of **1j** became sluggish as compared to the substrates with NTs as the tether and the corresponding product **2j** was afforded with the help of AgSbF₆ (entry 11, Table 2).

When the phenyl-substituted 1,3-diene-incorporated substrate (*2E,4E*)-**1j** was reacted with RhCl(PPh₃)₃ and AgSbF₆ at 80 °C for 20 h, in addition to 40% yield of (3*aR**,5*R**,7*aR**,*E*)-**2j**, 29% yield of (3*aR**,7*aS**,*E*)-**3j** was obtained (eqn (1)). The relative configuration of (3*aR**,7*aS**,*E*)-**3j** was also established using X-ray single crystal diffraction¹² (Fig. 2) – the C=C bond in the six-membered ring was conjugated with the exocyclic double bond.



In addition, when we applied the C=C bond stereoisomer (*2E,4Z*)-**1b** and **1k**, the reaction at 80 °C afforded the diastereoisomers (3*aR**,5*R**,7*aR**,*Z*)-**2b** and (3*aR**,5*R**,7*aR**,*Z*)-**2k** (Scheme 2). The relative configuration of (3*aR**,5*R**,7*aR**,*Z*)-**2b** was also established by the X-ray single crystal diffraction studies (Fig. 3)¹³ – the H atom of C5 in the six-membered ring is *trans* to the two H atoms of the bridged carbon atoms C3a and C7a. Thus, the configuration of the C5 was controlled by the *E/Z* configuration of the distal C=C bond in the diene moiety of the substrates (eqn (2), (3) vs. entry 2, Table 2).

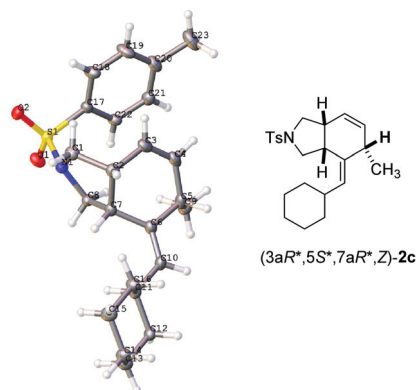
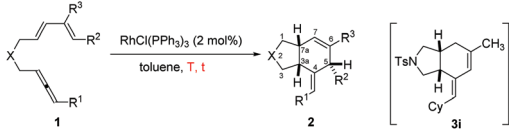
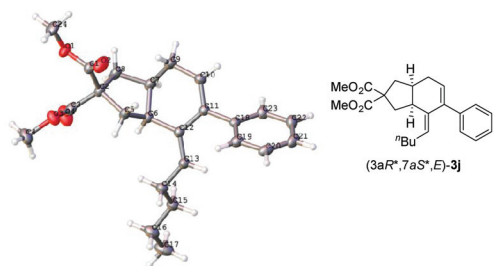
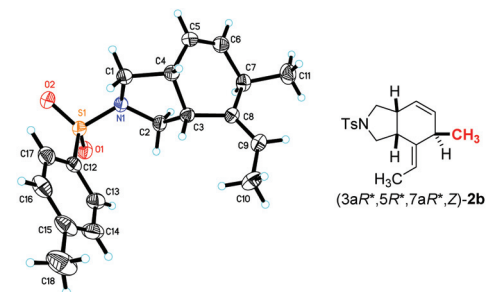
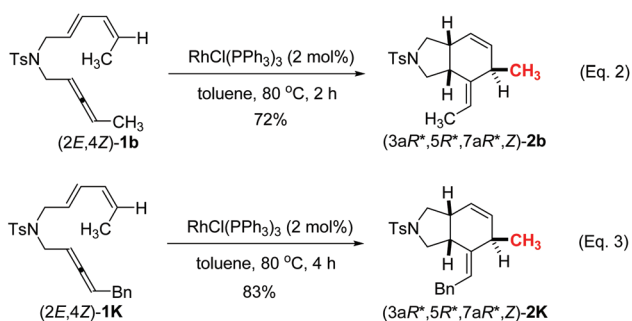
**Fig. 1** The ORTEP representations of (3*aR**,5*S**,7*aR**,*Z*)-**2c**.

Table 2 The scope of rhodium-catalyzed intramolecular [4 + 2] cycloaddition of racemic allene-1,3-dienes^a


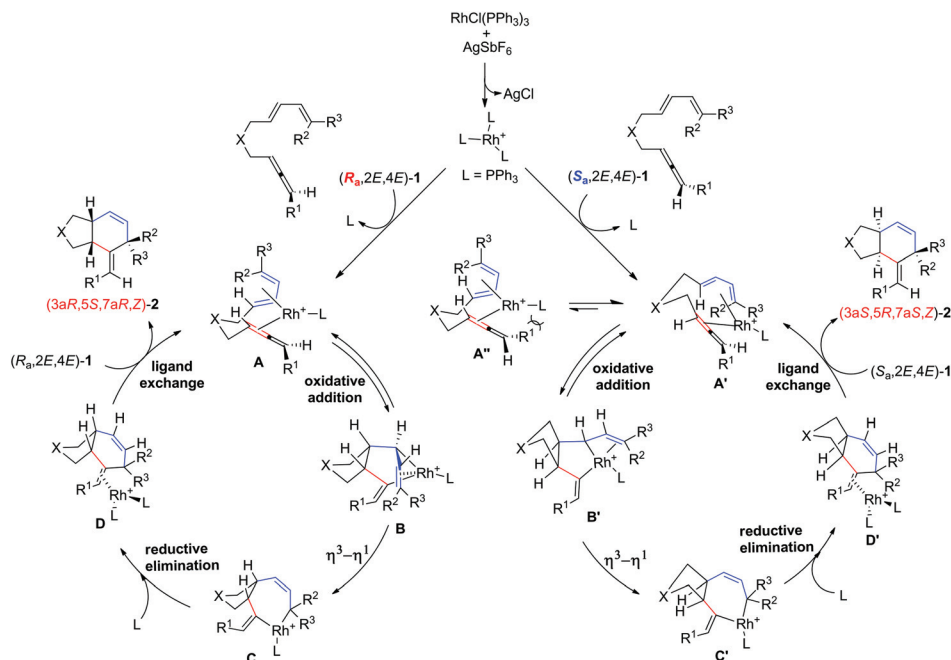
Entry	X/R ¹ /R ² /R ³ (1)	T (°C)	t (h)	Isolated yield (%)
1	NTs/ ⁱ Bu/CH ₃ /H ((2 <i>E</i> ,4 <i>E</i>)- 1a)	40	3	81 ((3 <i>aR</i> *,5 <i>S</i> *,7 <i>aR</i> *, <i>Z</i>)- 2a)
2	NTs/CH ₃ /CH ₃ /H ((2 <i>E</i> ,4 <i>E</i>)- 1b)	40	8	82 ((3 <i>aR</i> *,5 <i>S</i> *,7 <i>aR</i> *, <i>Z</i>)- 2b)
3	NTs/Cy/CH ₃ /H ((2 <i>E</i> ,4 <i>E</i>)- 1c)	40	3	73 ((3 <i>aR</i> *,5 <i>S</i> *,7 <i>aR</i> *, <i>Z</i>)- 2c)
4	NTs/ ⁱ Bu/ <i>n</i> -C ₃ H ₇ /H ((2 <i>E</i> ,4 <i>E</i>)- 1d)	40	4	78 ((3 <i>aR</i> *,5 <i>S</i> *,7 <i>aR</i> *, <i>Z</i>)- 2d)
5 ^b	NTs/CH ₃ /Ph/H ((2 <i>E</i> ,4 <i>E</i>)- 1e)	80	24	39 ((3 <i>aR</i> *,5 <i>R</i> *,7 <i>aR</i> *, <i>Z</i>)- 2e)
6 ^b	NTs/CH ₃ / <i>p</i> -FC ₆ H ₄ /H ((2 <i>E</i> ,4 <i>E</i>)- 1f)	80	21.5	71 ((3 <i>aR</i> *,5 <i>R</i> *,7 <i>aR</i> *, <i>Z</i>)- 2f)
7 ^b	NTs/CH ₃ / <i>p</i> -ClC ₆ H ₄ /H ((2 <i>E</i> ,4 <i>E</i>)- 1g)	80	15	63 ((3 <i>aR</i> *,5 <i>R</i> *,7 <i>aR</i> *, <i>Z</i>)- 2g)
8 ^b	NTs/ ⁱ Bu/ <i>o</i> -BrC ₆ H ₄ /H ((2 <i>E</i> ,4 <i>E</i>)- 1h)	80	36	15 ^c ((3 <i>aR</i> *,5 <i>S</i> *,7 <i>aR</i> *, <i>Z</i>)- 2h)
9 ^d	NTs/ ⁱ Bu/ <i>o</i> -BrC ₆ H ₄ /H ((2 <i>E</i> ,4 <i>E</i>)- 1h)	80	8	66 ((3 <i>aR</i> *,5 <i>S</i> *,7 <i>aR</i> *, <i>Z</i>)- 2h)
10	NTs/Cy/H/CH ₃ ((<i>E</i>)- 1i)	40	4	87 ^e ((3 <i>aR</i> *,7 <i>aR</i> *, <i>Z</i>)- 2i)
11 ^d	C(CO ₂ Me) ₂ / ⁱ Bu/Ph/H ((2 <i>E</i> ,4 <i>E</i>)- 1j)	40	24	81 ((3 <i>aR</i> *,5 <i>R</i> *,7 <i>aR</i> *, <i>E</i>)- 2j)

^a Conditions A: The reaction was conducted with **1** (1.0 mmol) and RhCl(PPh₃)₃ (2 mol%) in 5 mL of toluene. ^b The reaction was conducted on a 0.5 mmol scale. ^c 36% yield of **1h** was recovered and the yield of **2h** was determined with the NMR spectrum of the crude reaction mixture. ^d Conditions B: The reaction was conducted with **1** (0.5 mmol), RhCl(PPh₃)₃ (2 mol%), and AgSbF₆ (3 mol%) in 2.5 mL of toluene. ^e The ratios of **2i**/**3i** in the isolated product and the crude product were 27:1 and 15:1, which were determined with the ¹H NMR analysis of the isolated product and the crude product.

**Fig. 2** The ORTEP representations of (3*aR**,7*aS**,*E*)-**3j**.**Fig. 3** The ORTEP representation of (3*aR**,5*R**,7*aR**,*Z*)-**2b**.**Scheme 2** Rhodium-catalyzed intramolecular [4 + 2] cycloaddition of (2*E*,4*Z*)-**1b** and (2*E*,4*Z*)-**1k**.

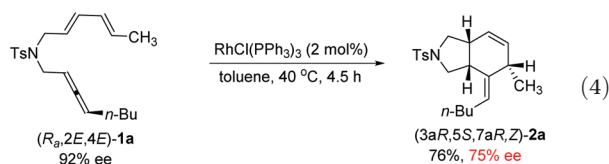
Based on the X-ray diffraction study of (3*aR**,5*S**,7*aR**,*Z*)-**2c**, (3*aR**,5*R**,7*aR**,*Z*)-**2b** and the observed diastereoselectivity, a mechanism is proposed (Scheme 3). Firstly, RhCl(PPh₃)₃ reacts with AgSbF₆ to generate the cationic catalyst [Rh(PPh₃)₃]⁺SbF₆⁻. The reaction of the *R*-isomer (*R*_a,2*E*,4*E*)-**1**

with the Rh catalyst would generate intermediate **A**, in which the “inner” C=C bonds in allene and the *s-cis*-1,3-diene coordinated with the rhodium atom in such a way that the two H atoms in intermediate **A** are *cis* oriented in order to make the R¹ group pointing away from the 1,3-diene unit. Subsequent cyclometalation leads to the formation of intermediate **B**. The allylic rearrangement leads to the formation of rhodiabicycloheptene **C**, in which the three tertiary hydrogen atoms are *cis* orientated. Subsequent reductive elimination and ligand exchange with (*R*_a,2*E*,4*E*)-**1** provide the product (3*aR*,5*S*,7*aR*,*Z*)-**2** and regenerate the catalytically active species **A** to finish the catalytic cycle. For the *S*-enantiomer (*S*_a,2*E*,4*E*)-**1**, intermediate **A'** other than intermediate **A** would be formed in order to keep the R¹ group far away from the catalyst. Subsequent cyclometalation, η³-η¹ rearrangement, reductive elimination, and ligand exchange with (*S*_a,2*E*,4*E*)-**1** would afford the enantiomer (3*aS*,5*R*,7*aS*,*Z*)-**2**.



Scheme 3 A proposed mechanism for the rhodium-catalyzed intramolecular [4 + 2] cycloaddition of allene-dienes (2E,4E)-1 ($R^3 \neq \text{aryl}$).

When the optically active allene-1,3-diene ($R_a,2E,4E$)-1a was reacted under the standard conditions, only one diastereomer (3aR,5S,7aR,Z)-2a was obtained in 76% yield; unfortunately, the efficiency of chirality transformation was low and the ee of (3aR,5S,7aR,Z)-2a was only 75% (eqn (4)). We are still working on this issue.



In conclusion, we have developed the $\text{RhCl}(\text{PPh}_3)_3$ -catalyzed intramolecular [4 + 2] cycloaddition of 1,3-disubstituted allene-1,3-dienes, giving *cis*-6,5-fused bicyclic products with a very high diastereoselectivity. In addition, the relative configurations in the C3a, C5, and C7a of the products are controlled by the configuration of the C=C bonds in the 1,3-diene unit in the starting materials. The three H atoms of the tertiary carbon in the product are *cis* to each other when (2E,4E)-1,3-disubstituted allene-dienes were used; the two *cis*-H atoms of the bridged carbon and the H atom of the other tertiary carbon in the six-membered ring are *trans* to each other if the (2E,4Z)-1,3-disubstituted allene-dienes were applied. A concerted cyclometalation, allylic rearrangement, and reductive elimination has been proposed to account for the observed diastereoselectivity. Further studies of the chirality transfer of optically active allene-1,3-dienes are being conducted in our laboratory.

Conflicts of interest

There are no conflict of interest to declare.

Acknowledgements

Financial support from the National Natural Science Foundation of China (21690063) is greatly appreciated. We thank Mr Chaofan Huang in this group for reproducing the results of (3aR*,5R*,7aR*,Z)-2f and (3aR*,7aR*,Z)-2i in Table 2 and (3aR*,5R*,7aR*,Z)-2b in Scheme 2 presented in this study.

Notes and references

- For selected reviews of cycloaddition, see: (a) M. Lautens, W. Klute and W. Tam, *Chem. Rev.*, 1996, **96**, 49; (b) K. V. Gothelf and K. A. Jørgensen, *Chem. Rev.*, 1998, **98**, 863; (c) I. Nakamura and Y. Yamamoto, *Chem. Rev.*, 2004, **104**, 2127; (d) M. Meldal and C. W. Tornøe, *Chem. Rev.*, 2008, **108**, 2952; (e) J. E. Hein and V. V. Fokin, *Chem. Soc. Rev.*, 2010, **39**, 1302; (f) W. Carruthers, *Cycloaddition Reactions in Organic Synthesis*, Pergamon, Oxford, 1990, pp. 1–208.
- For selected reviews of the Diels–Alder reaction, see: (a) W. Oppolzer, in *Comprehensive Organic Synthesis*, ed. B. M. Trost and I. Fleming, Pergamon Press, Oxford, 1991, vol. 5, pp 315–399. For selected reviews on applications of Diels–Alder reactions in total synthesis, see: (b) K. C. Nicolaou, S. A. Snyder, T. Montagnon and G. Vassilikogiannakis, *Angew. Chem., Int. Ed.*, 2002, **41**,

- 1668; (c) K. Takao, R. Munakata and K. Tadano, *Chem. Rev.*, 2005, **105**, 4779.
- 3 For representative examples with 1,3-dienes and alkenes, see: (a) R. S. Jolly, G. Luedtke, D. Sheehan and T. Livinghouse, *J. Am. Chem. Soc.*, 1990, **112**, 4965; (b) L. McKinstry and T. Livinghouse, *Tetrahedron*, 1994, **50**, 6145; (c) D. F. Harvey and E. M. Grenzer, *J. Org. Chem.*, 1996, **61**, 159; (d) D. J. R. O'Mahony, D. B. Belanger and T. Livinghouse, *Synlett*, 1998, 443; (e) H. Heath, B. Wolfe, T. Livinghouse and S. K. Bae, *Synthesis*, 2001, 2341; (f) S. R. Gilbertson and G. S. Hoge, *Tetrahedron Lett.*, 1998, **39**, 2075; (g) S. R. Gilbertson, G. S. Hoge and D. G. Genov, *J. Org. Chem.*, 1998, **63**, 10077; (h) B. Wang, P. Cao and X. Zhang, *Tetrahedron Lett.*, 2000, **41**, 8041; (i) Y. Sato, Y. Oonishi and M. Mori, *Organometallics*, 2003, **22**, 30; (j) D. J. R. O'Mahony, D. B. Belanger and T. Livinghouse, *Org. Biomol. Chem.*, 2003, **1**, 2038.
- 4 For representative intramolecular examples with 1,3-dienes and alkynes, see: (a) P. A. Wender and T. E. Jenkins, *J. Am. Chem. Soc.*, 1989, **111**, 6432; (b) R. S. Jolly, G. Luedtke, D. Sheehan and T. Livinghouse, *J. Am. Chem. Soc.*, 1990, **112**, 4965; (c) P. A. Wender and T. E. Smith, *J. Org. Chem.*, 1996, **61**, 824; (d) K. Kumar and R. S. Jolly, *Tetrahedron Lett.*, 1998, 3047; (e) D. Motoda, H. Kinoshita, H. Shinokubo and K. Oshima, *Angew. Chem., Int. Ed.*, 2004, **43**, 1860; (f) A. Fürstner and C. C. Stimson, *Angew. Chem., Int. Ed.*, 2007, **46**, 8845; (g) H. Kusama, Y. Karibe, Y. Onizawa and N. Iwasawa, *Angew. Chem., Int. Ed.*, 2010, **49**, 4269; (h) S. M. Kim, J. H. Park and Y. K. Chung, *Chem. Commun.*, 2011, **47**, 6719; (i) K. Aikawa, S. Akutagawa and K. Mikami, *J. Am. Chem. Soc.*, 2006, **128**, 12648; (j) W.-J. Yoo, A. Allen, K. Villeneuve and W. Tam, *Org. Lett.*, 2005, **7**, 5853. For intermolecular examples with 1,3-dienes and alkynes, see: (k) A. Carbonaro, A. Greco and G. Dall'Asta, *J. Org. Chem.*, 1968, **33**, 3948; (l) H. tom Dieck and R. Diercks, *Angew. Chem., Int. Ed. Engl.*, 1983, **22**, 778; (m) S.-J. Paik, S. U. Son and Y. K. Chung, *Org. Lett.*, 1999, **1**, 2045; (n) G. Hilt, W. Hess and K. Harms, *Org. Lett.*, 2006, **8**, 3287. For a related cycloaddition between unactivated vinylallenes and alkynes, see: (o) M. Murakami, M. Ubukata, K. Itami and Y. Ito, *Angew. Chem., Int. Ed.*, 1998, **37**, 2248. For representative examples of hetero-Diels-Alder reactions, respectively, see: (p) B. M. Trost, R. E. Brown and F. D. Toste, *J. Am. Chem. Soc.*, 2000, **122**, 5877; (q) I. Koyama, T. Kurahashi and S. Matsubara, *J. Am. Chem. Soc.*, 2009, **131**, 1350.
- 5 (a) P. A. Wender, T. E. Jenkins and S. Suzuki, *J. Am. Chem. Soc.*, 1995, **117**, 1843; (b) P. A. Wender, M. P. Croatt and N. M. Deschamps, *Angew. Chem., Int. Ed.*, 2006, **45**, 2459; (c) B. C. Lainhart and E. J. Alexanian, *Org. Lett.*, 2015, **17**, 1284.
- 6 (a) P. Mauleón, R. M. Zeldin, A. Z. González and F. D. Toste, *J. Am. Chem. Soc.*, 2009, **131**, 6348; (b) I. Alonso, B. Trillo, F. López, S. Montserrat, G. Ujaque, L. Castedo, A. Lledós and J. L. Mascareñas, *J. Am. Chem. Soc.*, 2009, **131**, 13020; (c) A. Z. González and F. D. Toste, *Org. Lett.*, 2010, **12**, 200.
- 7 (a) B. M. Trost, D. R. Fandrick and D. C. Dinh, *J. Am. Chem. Soc.*, 2005, **127**, 14186; (b) J. K. Lam, Y. Schmidt and C. D. Vanderwal, *Org. Lett.*, 2012, **14**, 5566.
- 8 F. López and J. L. Mascareñas, *Chem. Soc. Rev.*, 2014, **43**, 2904.
- 9 For selected reviews on the synthesis of allenes, see: (a) *Modern Allene Chemistry*, ed. N. Krause and A. S. K. Hashmi, Wiley-VCH, Weinheim, 2004, vol. 1 and 2; (b) S. Yu and S. Ma, *Chem. Commun.*, 2011, **47**, 5384; (c) K. M. Brummond and J. E. DeForrest, *Synthesis*, 2007, 795; (d) R. K. Neff and D. E. Frantz, *ACS Catal.*, 2014, **4**, 519; (e) J. Ye and S. Ma, *Org. Chem. Front.*, 2014, **1**, 1210; (f) M. Ogasawara, *Tetrahedron: Asymmetry*, 2009, **20**, 259.
- 10 For selected reports on the synthesis of 1,3-disubstituted allenes, see: (a) J. Kuang and S. Ma, *J. Am. Chem. Soc.*, 2010, **132**, 1786; (b) J. Kuang, H. Luo and S. Ma, *Adv. Synth. Catal.*, 2012, **354**, 933.
- 11 Crystal data for compound (3aR*,5S*,7aR*,Z)-2c: C₂₃H₃₁NO₂S, MW = 385.55, triclinic, space group *P*-1, final *R* indices [*I* > 2σ(*I*)], *R*₁ = 0.0550, *wR*₂ = 0.1388, *R* indices (all data) *R*₁ = 0.0764, *wR*₂ = 0.1388, *a* = 6.182(5) Å, *b* = 11.371(8) Å, *c* = 13.441(9) Å, α = 80.287(13)°, β = 84.840(13)°, γ = 77.986(12)°, *V* = 1002.2(12) Å³, *T* = 130 K, *Z* = 2, reflections collected/unique 14 550/4638 (*R*_{int} = 0.0470), number of observations [>2σ(*I*)] 4638, parameters: 246. Supplementary crystallographic data have been deposited at the Cambridge Crystallographic Data Centre, CCDC 1528081.†
- 12 Crystal data for compound (3aR*,7aS*,E)-3j: C₂₄H₃₀O₄, MW = 382.48, monoclinic, space group *P*1(21)/*c*(1), final *R* indices [*I* > 2σ(*I*)], *R*₁ = 0.0453, *wR*₂ = 0.1060, *R* indices (all data) *R*₁ = 0.0781, *wR*₂ = 0.1227, *a* = 8.9632(10) Å, *b* = 26.894(3) Å, *c* = 9.2793(10) Å, α = 90°, β = 110.151(2)°, γ = 90°, *V* = 2099.9(4) Å³, *T* = 130 K, *Z* = 4, reflections collected/unique 21 185/6552 (*R*_{int} = 0.0373), number of observations [>2σ(*I*)] 6552, parameters: 256. Supplementary crystallographic data have been deposited at the Cambridge Crystallographic Data Centre, CCDC 1555723.†
- 13 Crystal data for compound (3aR*,5R*,7aR*,Z)-2b: C₁₈H₂₃NO₂S, MW = 317.43, monoclinic, space group *P*21/*c*, final *R* indices [*I* > 2σ(*I*)], *R*₁ = 0.0486, *wR*₂ = 0.1232, *R* indices (all data) *R*₁ = 0.0611, *wR*₂ = 0.1316, *a* = 10.6868(14) Å, *b* = 20.200(3) Å, *c* = 8.0112(10) Å, α = 90°, β = 101.747(3)°, γ = 90°, *V* = 1693.2(4) Å³, *T* = 293(2) K, *Z* = 4, reflections collected/unique 9268/2981 (*R*_{int} = 0.0374), number of observations [>2σ(*I*)] 2981, parameters: 202. Supplementary crystallographic data have been deposited at the Cambridge Crystallographic Data Centre, CCDC 1555722.†