



Cite this: *Green Chem.*, 2025, **27**, 5265

Electrochemically enabled nickel-catalyzed controllable synthesis of monoaryl or diaryl amines from aryl halides and trimethylsilyl azides†

Jiawei Huang, Xiaoman Li, Xue Zhao, Yu Wei * and Liang Xu *

Aryl amines serve as fundamental building blocks in the production of many pharmaceuticals, agrochemicals, and functional materials, underscoring their preparation in synthetic chemistry. This work presents an approach that combines electrolysis with nickel catalysis to facilitate the C–N cross-coupling between aryl halides and trimethylsilyl azides (TMSN₃), marking a pioneering advancement in the direct synthesis of aryl amines from aryl halides *via* electrochemically enabled nickel catalysis. Furthermore, by adjusting the reaction conditions, this strategy could deliver monoaryl or diaryl amines chemoselectively. The approach exhibits broad substrate scope and robust functional group compatibility, allowing for the practical and versatile late-stage modification of complex pharmaceutical molecules.

Received 12th December 2024,
Accepted 2nd April 2025

DOI: 10.1039/d4gc06307d

rsc.li/greenchem

Green foundation

1. The quest for direct and environmentally benign methods for preparing primary amines has emerged as a prominent research frontier. This nickel-catalyzed electrocatalytic method provides an additional robust protocol for the green synthesis of aromatic amines. This approach employs TMSN₃ as a nitrogen source for the construction of C–N bonds from aryl halides, overcoming the following challenges: (1) the industrially prevalent method for synthesizing aromatic amines generally involves the nitration of aromatics using HNO₃ and H₂SO₄, followed by the hydrogenation reduction of the nitro groups, a process that generates substantial waste and causes severe environmental pollution; (2) although there have been significant advancements in converting aryl halides into primary amines through light-driven nickel catalysis in recent years, the high-energy radiation required for this photo-driven process may pose considerable environmental risks.
2. This strategy boasts an extremely broad applicability, not only applicable to bromides and iodides but also to chlorides. Furthermore, by modulating the reaction conditions, a unified platform is established for the selective synthesis of either mono- or diarylamines. Additionally, this method is also applicable to brominated drugs, offering a powerful tool for late-stage modifications of drug molecules.
3. To enhance the atomic utilization efficiency of the reaction, we intend to delve deeper into exploring alternative nitrogen sources to achieve the amination of aryl halides, thereby improving atomic economy and presenting a more environmentally friendly methodology.

Introduction

Electrochemical organic synthesis offers an efficient and controllable method for conducting chemical transformations, and overcoming previously challenging transformations.¹ It leverages the inherent anodic and cathodic processes of electrochemistry, enabling the engagement of reactants in the redox processes through the direct electron transfer. Consequently, this approach avoids the requirement for stoichiometric traditional chemical oxidants or reductants, thereby reducing chemical consumption and waste pro-

duction.² On the other hand, in recent years, nickel-catalyzed methodologies have garnered considerable attention from the synthetic community, due to the abundance, cost-effectiveness, variable valences and the resulting versatile reactivity of the nickel complexes.³

The combination of these two research focal points, namely electrochemically enabled nickel catalysis, has merged their advantages and advanced significantly recently, particularly in the realm of C–C and C–heteroatom cross-coupling reactions. The established protocols enable the synthesis of a spectrum of valuable architectures in more efficient and sustainable pathways, showcasing the versatility of the electrolysis-enabled nickel-catalyzed strategy.^{3b,4}

As illustrated in Scheme 1a, substantial contributions to this area demonstrated the use of electrochemical nickel catalysis to couple C–heteroatom bonds between aryl halides and X–H (X = N, S, O, P) species. These approaches usually effec-

School of Chemistry and Chemical Engineering/State Key Laboratory Incubation Base for Green Processing of Chemical Engineering, Shihezi University, Shihezi, China.

E-mail: yuweichem@shzu.edu.cn, xuliang4423@shzu.edu.cn

† Electronic supplementary information (ESI) available. See DOI: <https://doi.org/10.1039/d4gc06307d>



Scheme 1 Construction of C–heteroatom bonds under nickel catalysis.

tively circumvented the need for high temperatures or specialized ligands, which are often required when employing traditional palladium or copper catalysts to overcome the high energy barriers of the reductive elimination step in Pd-catalyzed cases or the oxidative addition step in Cu-catalyzed cases.⁵ For example, in 2019, Mei group,⁶ and Wang group⁷ independently reported the use of nickel catalysis under electrochemical conditions for the sulfurization of aryl halides, elegantly sidestepping the harsh conditions such as high temperatures or strong bases, which are typically associated with such transformations. In the same year, Xiang and Cui groups,⁸ and Rueping group⁹ detailed the phosphonylation reactions utilizing electrochemical nickel catalysis. Jensen and Buchwald groups,¹⁰ and Baran group¹¹ further expanded the synthetic repertoire in this domain to include the esterification and etherification reactions, respectively.

Due to the ubiquity and importance of the aryl amine species, metal-catalyzed C–N cross-coupling reactions have consistently been a pivotal area of synthetic interest,¹² leading to the establishment and widespread application of Ullmann–Ma¹³ and Buchwald–Hartwig amination reactions. As for the electrochemically enabled nickel-catalyzed amination reac-

tions, Baran group pioneered a pathway for the amination of aryl halides with aliphatic amines,¹⁴ and further expanded its applicability to include nucleoside oligopeptides and amino acid esters, underscoring the versatility of this method.¹⁵ Subsequently, Rueping group¹⁶ accomplished the construction of C–N bonds between aryl electrophiles and a variety of weak nucleophiles, such as anilines, sulfonamides, sulfinimides, carbamates, benzylamines, and imines.¹⁷ This versatile method highlighted the adaptability of electrochemical nickel catalysis in various synthetic contexts. More recently, Tang, Wu and Li groups¹⁸ introduced a nickel-catalyzed photoelectrochemical (PEC) amination strategy of aryl bromides. Leveraging the power of light, this PEC approach not only achieved high yields in C–N coupling but also operated at remarkably low potentials.

Despite these achievements, the direct synthesis of primary aryl amines (monoaryl amines) with the –NH₂ moiety, which represented a fundamental building block in the synthesis of a myriad of biologically active molecules and functional materials,¹⁹ has not yet been realized through the electrochemical nickel-catalyzed approach. Recently, Reisner group,²⁰ and Rueping group²¹ have independently reported the use of sodium azides as nitrogen sources in photochemical nickel-catalyzed systems to synthesize monoaryl amines from aryl halides (Scheme 1b). Given our expertise in electrochemical transformations²² and the demand for enriching the synthetic methods of monoaryl amines, it was thus questioned whether azide species could be utilized in electrochemical nickel-catalyzed amination reactions to obtain aryl amines. Herein, this manuscript details the results of this hypothesis (Scheme 1c). Under electrochemical conditions, nickel-catalyzed reactions between aryl halides and TMSN₃ directly produces monoaryl amines. Intriguingly, by fine-tuning the reaction parameters, the electrochemical avenue enables double C–N cross-coupling in the same vessel to deliver diaryl amines compounds.

In recent years, the synthesis of monoaryl amines and diaryl amines from aryl halides has conventionally been achieved through photocatalytic^{20,21,23} or metal-catalytic^{23d,24} methodologies. Although effective, these approaches frequently require the use of high-energy radiation sources or operate under elevated temperatures, resulting in energy-intensive processes that can impose a substantial environmental impact. In sharp contrast, the advent of electrochemical nickel catalysis offers a highly promising alternative, not only overcoming these limitations but also more faithfully embodying the principles of green chemistry.

Results and discussion

Initially, 4-bromobenzonitrile was chosen as the model substrate to demonstrate the amination reaction of aryl halides. In preliminary attempts, we successfully obtained 4-aminobenzonitrile **2a**. After a systematic evaluation of reaction parameters, including solvent, nickel catalyst, ligands, and base, the optimal conditions had been found to be as follows: Ni(+)/Ni

(–) electrodes at 60 °C with TBAB as the electrolyte, NiCl₂-DME as the catalyst, bpy (2,2'-bipyridine) as the ligand, DBU (1,8-diazabicyclo [5.4.0]undec-7-ene) as the base, TEMPO (2,2,6,6-tetramethylpiperidiny-1-oxide) as the additive, and DMA as the solvent. The reaction was carried out under a Ar atmosphere with a constant current of 3 mA and a stirring speed of 800 rpm for 10 hours, successfully affording the desired product **2a** in a 70% isolated yield (Table 1, entry 1). Firstly, control experiments were conducted, demonstrating that the reaction did not proceed in the absence of the electrolysis, ligands, and base (entries 2–4), proving that they were essential for promoting C–N cross-coupling. Since the nickel electrode generates a substantial amount of divalent nickel during anodic oxidation, the reaction can still proceed even when no additional nickel source is added (entry 5). The reaction yield slightly decreased when no additional H₂O was added (entry 6). When TEMPO was absent from the reaction, the yield of monoaryl amines slightly decreased, while the conversion of diaryl amines increased (entry 7). Subsequently, we attempted to use other polar solvents, such as *N,N*-dimethylformamide (DMF) and acetonitrile (MeCN), which resulted in significantly reduced yields (entries 8 and 9). A base was necessary for the reaction, and the mild, soluble DBU was significantly more effective

than the other bases, while the presence of Et₃N promoted the conversion of diarylamine (entries 10–12). Reducing the reaction temperature had a slight impact on the yield (entry 13), whereas raising the temperature did not markedly improve the conversion rate of **1a** (entry 14). The use of other bipyridine ligands also resulted in lower yields (entries 15 and 16). Switching to other electrodes, the yield of monoaryl amines decreased. The use of Al as the anode led to an increased conversion to diaryl amines **3r** (entries 17 and 18).

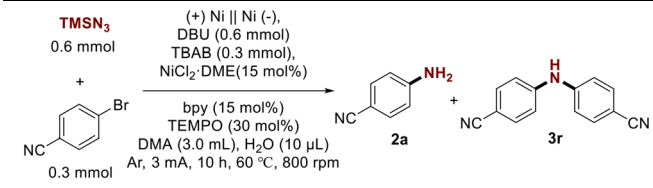
Next, the substrate scope of this protocol was investigated under the optimal conditions. As summarized in Scheme 2, the amination products of aryl halides were obtained mostly in moderate to excellent yields. Aryl bromides with *para*-substituted electron-withdrawing groups (**2a**, –CN; **2b**, –CF₃; **2c**, NO₂; **2d**, –CO₂Et; **2e**, –SO₂Me) or electron-donating groups (**2f**, –SMe; **2g**, –Me) were efficiently converted into their corresponding monoaryl amine products. Substrates with electron-withdrawing groups afforded higher yields compared to those with electron-donating groups. However, when 4-ester-substituted haloarenes were introduced into the reaction, the yield significantly decreased (**2d**). In this reaction, the primary by-product of **2d** is the diarylamine compound. Additionally, when disubstituted aryl bromides (**1m–1p**) were employed, the reactions proceeded smoothly, affording the corresponding products (**2m**, 85%; **2n**, 60%; **2o**, 54%; **2p**, 58%).

Aryl bromides bearing *ortho*-substituents (**1l**, **1o**, **1p**) also underwent this transformation successfully to deliver the desired amination products (**2l**, **2o**, **2p**), thereby demonstrating the robustness of this protocol toward the steric hindrance imposed by the aryl halides. Naphthalene bromide was also a suitable substrate, yielding the desired products (**2q**, 64%). Subsequently, we began exploring whether heteroaryl halides could be effectively aminated in the reaction system. Amino derivatives of benzothiophenes (**2r**), benzothiazole (**2s**), quinolines (**2t**; **2u**), and pyridines (**2v–2ze**) could be obtained in moderate to good yields. Afterwards, we started exploring whether the substrate scope of this transformation was limited to brominated aromatic hydrocarbons. The application of the coupling reaction to other aryl halides, including aryl iodides and chlorides, was also feasible. Under the same reaction conditions, aryl iodides and chlorides demonstrated excellent conversion, yielding the corresponding phenylamine compounds (**2a**; **2b**; **2e**; **2k**) and showcasing a broader range of substrate adaptability.

Considering the significant role of diaryl amines in antioxidants and optoelectronic materials, we subsequently investigated the direct synthesis of diaryl amines using aryl halides and TMSN₃. After optimizing the reaction conditions, it was ultimately determined to use Al(+)/C(–) electrodes at 60 °C with TBAB as the electrolyte, NiCl₂-DME as the catalyst, dtbbpy (4,4'-di-*tert*-butyl-2,2'-dipyridyl) as the ligand, Et₃N (triethylamine) as the base, and DMA as the solvent. The reaction was carried out under an argon atmosphere with a constant current of 3 mA and a stirring speed of 800 rpm for 10 hours.

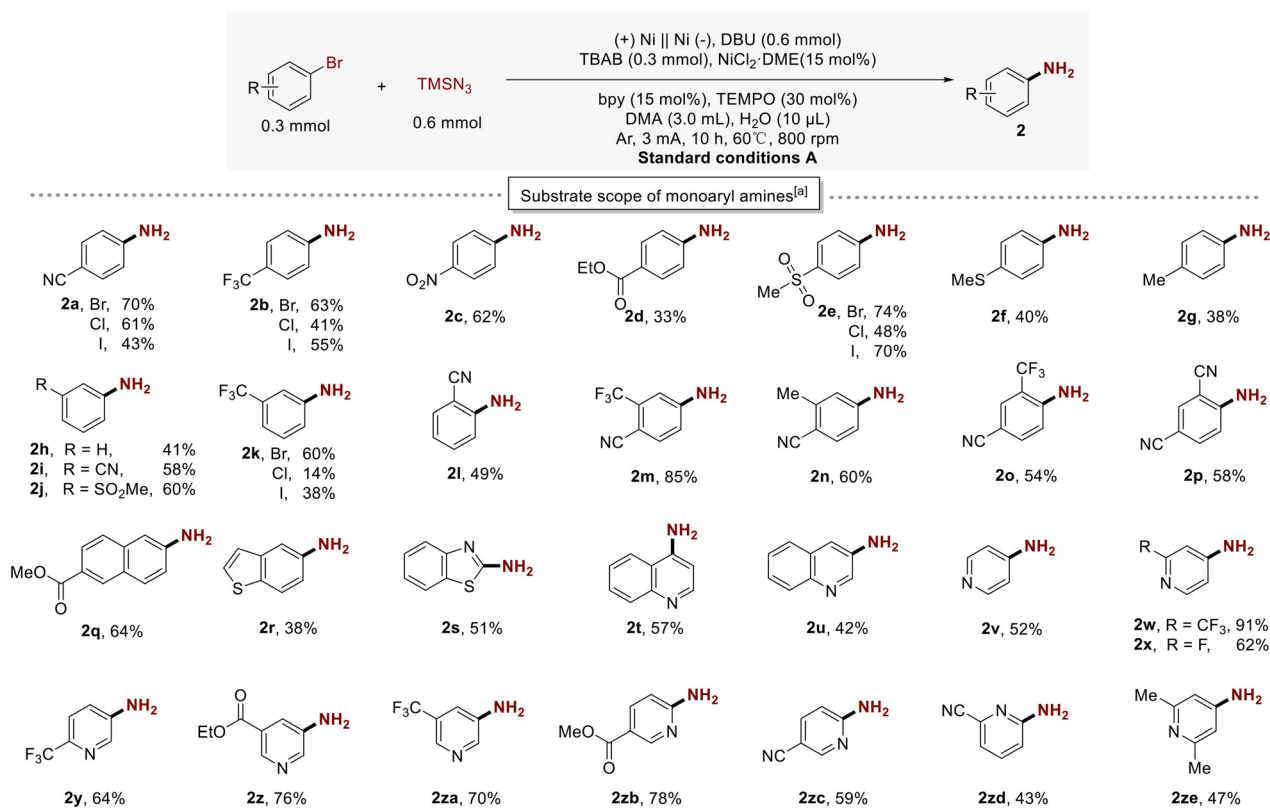
Subsequently, we investigated the substrate compatibility of this diaryl amination process under the optimized conditions. As shown in the top part of Scheme 3, aryl bromides substi-

Table 1 Optimization of reaction conditions^a



Entry	Variations from the 'standard' conditions	Yield 2a ^a (%)	Yield 3r ^a (%)
1	None	70	10
2	Without electrolysis	N.R. ^b	N.R.
3	Without bpy	Trace	Trace
4	Without DBU	Trace	Trace
5	without NiCl ₂ -DME	45	Trace
6	Without H ₂ O	58	13
7	Without TEMPO	50	24
8	DMF instead of DMA	52	Trace
9	MeCN instead of DMA	30	Trace
10	Et ₃ N instead of DBU	27	27
11	MTBD instead of DBU	53	13
12	TMG instead of DBU	62	15
13	25 °C instead of 60 °C	43	Trace
14	80 °C instead of 60 °C	66	11
15	dtbbpy instead of bpy	53	15
16	Di(4-Me)-bpy instead of bpy	50	12
17	(+)Ni C(–) as electrodes	63	12
18	(+)Al C(–) as electrodes	23	23

Standard conditions A: aryl halides (1.0 equiv., 0.3 mmol), TMSN₃ (2.0 equiv., 0.6 mmol), Ni(+)||Ni(–), NiCl₂-DME (15.0 mol%, 0.045 mmol), bpy (2,2'-dipyridyl, 15.0%, 0.045 mmol), TBAB (tetrabutylammonium bromide, 1.0 equiv., 0.3 mmol), DBU (1,8-diazabicyclo[5.4.0]undec-7-ene, 2.0 equiv., 0.6 mmol), TEMPO (2,2,6,6-tetramethylpiperidiny-1-oxide, 30 mol%, 0.09 mmol), H₂O (10.0 μL), DMA (*N,N*-dimethylacetamide, 3.0 mL), 800 rpm, 60 °C, constant current = 3 mA in Ar for 10 h (3.7 F mol^{–1}). ^a Isolated yields are shown and in an undivided cell. ^b No reaction.



Scheme 2 Substrate scope of monoaryl amines. ^a Standard conditions A: aryl halides (1.0 equiv., 0.3 mmol), TMSN₃ (2.0 equiv., 0.6 mmol), Ni(+)||Ni(-), NiCl₂·DME (15.0 mol%, 0.045 mmol), bpy (15.0 mol%, 0.045 mmol), TBAB (1.0 equiv., 0.3 mmol), DBU (2.0 equiv., 0.6 mmol), TEMPO (30 mol%, 0.09 mmol), H₂O (10.0 μL), DMA (3.0 mL), 800 rpm, 60 °C, constant current = 3 mA in Ar for 10 h (3.7 F mol⁻¹), isolated yields are shown and in an undivided cell.

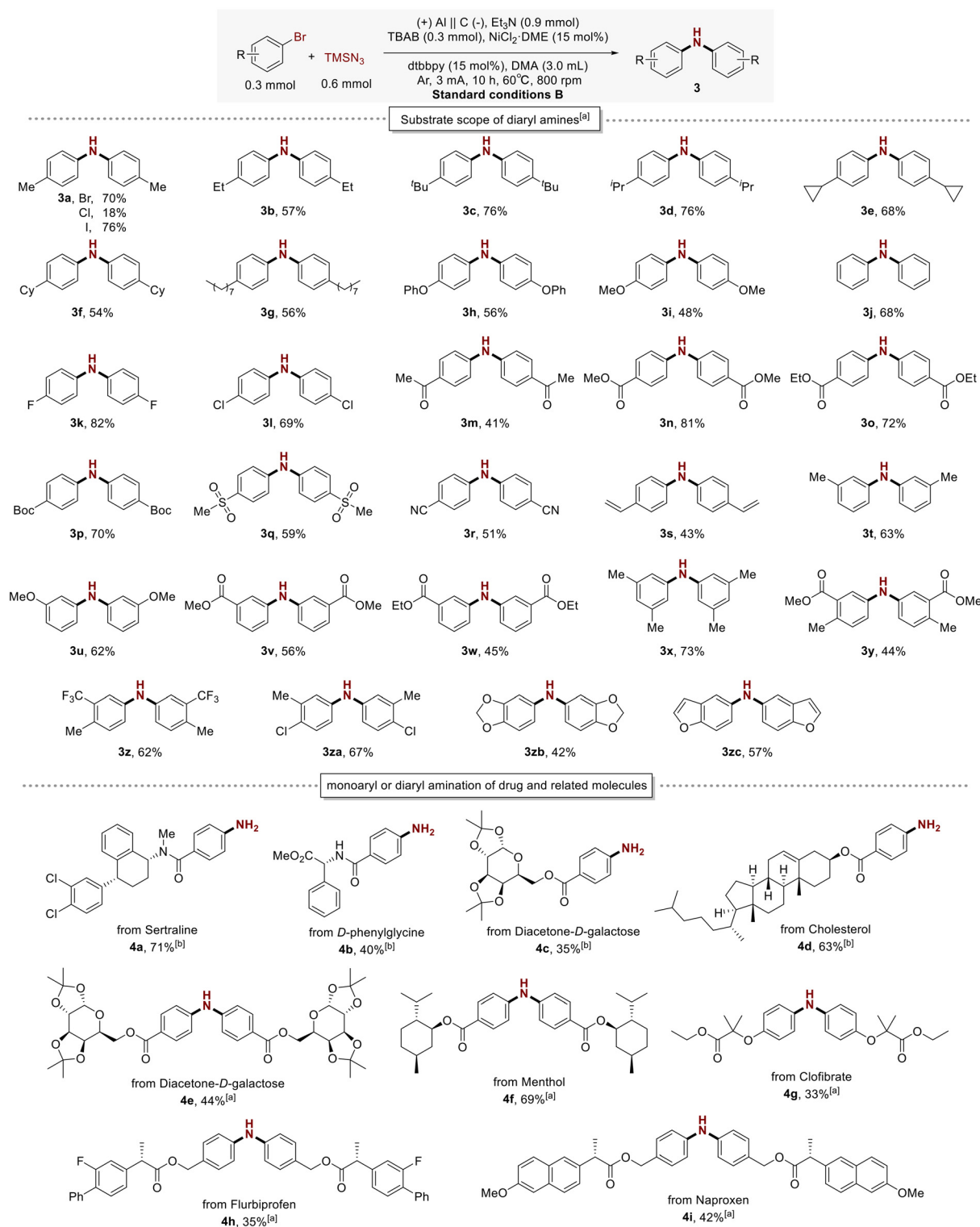
tuted with *para*-position electron-donating groups such as alkyls (**3a–3g**; **3j**) and ethers (**3h**; **3i**), or electron-withdrawing groups such as halides (**3k**; **3l**), ketone (**3m**), ester (**3n–3p**), sulfonyl (**3q**), cyano (**3r**), and alkenyl (**3s**) were effectively converted into diaryl amine compounds. Notably, aryl bromides with *meta*-substituents were also viable substrates and could provide the desired products (**3t–3w**) with excellent yields. Multi-substituted aryl bromides also reacted successfully under this method; for example, 5-bromo-*m*-xylene afforded the corresponding diarylamine compound in high yield (**3x**, 73%). 3,4-Disubstituted aryl bromides proceeded smoothly to deliver the desired products (**3y**, 44%; **3z**, 62%; **3za**, 67%). However, *ortho*-substituted aryl halides proved challenging to convert into corresponding products in this transformation, likely due to the higher steric requirements for the second oxidative addition. We then began exploring whether heteroaryl halides could be effectively used in this reaction system for diaryl amination. Examples included the synthesis of amino derivatives of 1,3-benzodioxole (**3zb**) and benzofuran (**3zc**).

The direct conversion of halogenated arenes to diaryl amines is also applicable to other aryl halides, including aryl iodides and aryl chlorides. Aryl iodides can slightly improve the yield of diarylamine **3a**. However, the yield of the product tends to be lower for aryl chlorides, likely due to the stronger

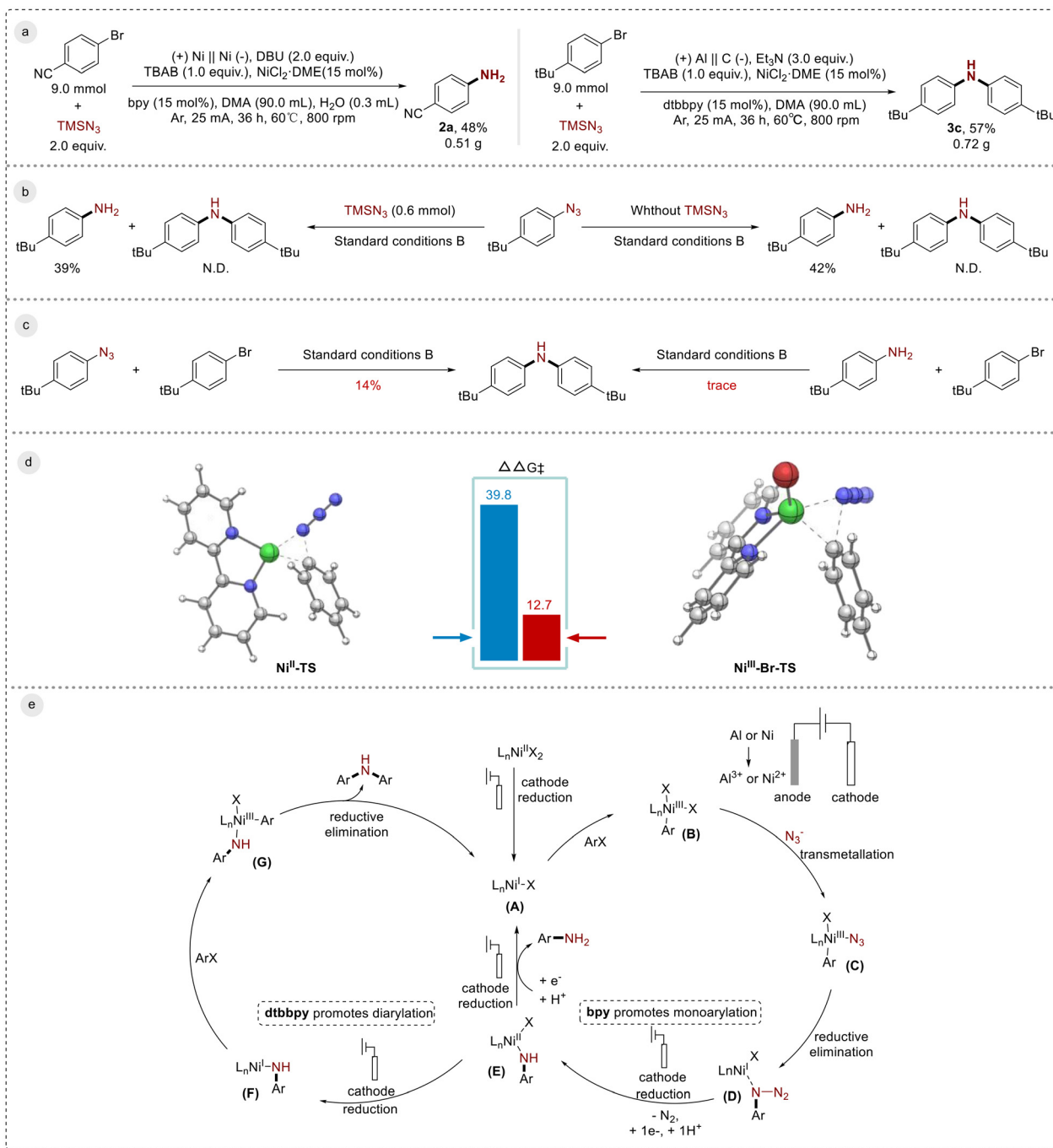
influence of the C–Cl bond on the reaction kinetics, which is a common trend in nickel catalysis.

Next, the applicability of this method in the amination and diaryl amination of various bromine-substituted drug molecules was investigated. As shown in Scheme 3 (bottom), a series of drug molecules containing Csp²–Br bonds, such as sertraline (**4a**), *D*-phenylglycine (**4b**), diacetone-*D*-galactose (**4c**), and cholesterol (**4d**), were efficiently converted to the desired aryl amines; diacetone-*D*-galactose (**4e**), menthol (**4f**), clofibrate (**4g**), flurbiprofen (**4h**), and naproxen (**4i**) were efficiently converted to the desired diaryl amines.

In order to further investigate this reaction, we conducted gram-scale experiments and a series of mechanistic experiments (Scheme 4). To verify the practicality and scalability of the electrochemical nickel dual-catalysis amination, we conducted gram-scale experiments. We utilized 9.0 mmol of 4-bromobenzonitrile and 4-*tert*-butylbromobenzene for monoaryl amination and diaryl amination reactions, respectively. As shown in Scheme 4a, by simply increasing the amount of each reagent and maintaining a constant current of 25 mA for 36 hours, we were able to obtain **2a** (0.51 g) with a yield of 48% and **3c** (0.72 g) with a yield of 57%, respectively. To confirm that phenyl azide was an intermediate, it was tested under standard reaction conditions both with and without TMSN₃,



Scheme 3 Substrate scope of symmetric diaryl amines and application of drug molecules. ^a Standard conditions B: aryl halides (1.0 equiv., 0.3 mmol), TMSN₃ (2.0 equiv., 0.6 mmol), Al(+)||C(-), NiCl₂·DME (15.0 mol%, 0.045 mmol), dtbbpy (15.0 mol%, 0.045 mmol), TBAB (1.0 equiv., 0.3 mmol), Et₃N (3.0 equiv., 0.9 mmol), DMA (3.0 mL), 800 rpm, 60 °C, constant current = 3 mA in Ar for 10 h (3.7 F mol⁻¹), isolated yields are shown and in an undivided cell. ^b Standard conditions A: aryl halides (1.0 equiv., 0.3 mmol), TMSN₃ (2.0 equiv., 0.6 mmol), Ni(+)||Ni(-), NiCl₂·DME (15.0 mol%, 0.045 mmol), bpy (15.0 mol%, 0.045 mmol), TBAB (1.0 equiv., 0.3 mmol), DBU (2.0 equiv., 0.6 mmol), TEMPO (30 mol%, 0.09 mmol), H₂O (10.0 μL), DMA (3.0 mL), 800 rpm, 60 °C, constant current = 3 mA in Ar for 10 h (3.7 F mol⁻¹), isolated yields are shown and in an undivided cell.



Scheme 4 Mechanistic studies. (a) Gram-scale experiment; (b) intermediate experiments; (c) intermediate experiments; (d) the energy barrier for reductive elimination from Ni^{II} and Ni^{III} ; free energies in solution (in kcal mol⁻¹) at the B3Lyp/Def2SVP/D3(BJ) level are displayed. (e) A possible mechanism for electrochemical nickel dual-catalysis amination. Standard conditions B: aryl halides (1.0 equiv., 0.3 mmol), TMSN_3 (2.0 equiv., 0.6 mmol), Al(+)||C(-), $\text{NiCl}_2 \cdot \text{DME}$ (15.0 mol%, 0.045 mmol), dtbbpy (15.0 mol%, 0.045 mmol), TBAB (1.0 equiv. 0.3 mmol), Et_3N (3.0 equiv., 0.9 mmol), DMA (3.0 mL), 800 rpm, 60 °C, constant current = 3 mA in Ar for 10 h, isolated yields are shown and in an undivided cell.

resulting in the formation of monoaryl amines in all cases. However, the formation of diarylamine was not observed (Scheme 4b). Experiments involving phenyl azide and aniline with aryl bromides as reactants showed that the azide participated in the formation of diarylamine, whereas aniline, in contrast, did not participate in the formation of diarylamine

(Scheme 4c). This suggested the existence of a mechanism that did not involve naked aniline. To further validate the intermediates in the reaction, we used DFT (density functional theory) calculations (Scheme 4d). The calculations indicated that the reductive elimination energy barriers for Ni^{II} and Ni^{III} complexes were 39.8 and 12.7 kcal mol⁻¹, respectively. These

results confirmed that in this amination scheme, the Ni^{III} complex was more prone to undergo reduction elimination.

Based on literature reports^{21,23c,25} and the above experimental results, we propose a mechanism for the formation of monoaryl amines and diaryl amines (Scheme 4e). Initially, the Ni^{II} catalyst was reduced to Ni^I (A) *via* cathodic reduction. This was followed by the oxidative addition of the aryl bromide, generating the ArNi^{III} intermediate (B). The intermediate (B) underwent transmetalation with the azide anion to form the Ar-Ni^{III}-N₃ intermediate (C), which then proceeded through a subsequent reductive elimination step to produce the Ni^I intermediate (D). Successive N₂ liberation followed by hydrogenation resulted in Ni^{II}. The cathodic reduction then provided monoaryl aniline and regenerated Ni^I (A). Ni^{II} (E) could be reduced to the Ni^I amine intermediate (F) *via* cathodic reduction and could undergo oxidative addition with the aryl bromide. Different ligands on complex F affected the electronic density of nickel during the second oxidative addition step; when the ligand was changed to dtbbpy, the electronic density on Ni increased, facilitating the second oxidative addition step to generate Ni^{III} (G). The reductive elimination of (G) provided diarylamine and regenerated (A), starting another catalytic cycle. Throughout the entire reaction process, electrochemical reduction played a key role and served as the driving force for the entire reaction.

Conclusions

In summary, we report the chemoselective synthesis of both monoaryl amines and diaryl amines from aryl halides, utilizing trimethylsilyl azides (TMSN₃) as an effective nitrogen source. This methodology not only addresses a long-standing challenge in the direct generation of monoaryl amines under electrochemical conditions but also enables sequential double C-N cross-couplings to yield diaryl amines. This strategy is simple to operate, exhibits good functional group tolerance, and is applicable to drug-related compounds, thereby underscoring its practical significance and broad applicability. A mechanism involving Ni^I/Ni^{III} catalytic pathways has been proposed, and our laboratory is currently further investigating the mechanism and expanding this strategy.

Author contributions

J. H. contributed to the acquisition, analysis, and interpretation of data and the preparation of the manuscript; X. L. and X. Z. contributed to the acquisition of data; Y. W. and L. X. contributed to the conception of the work, supervision, and preparation of the manuscript.

Data availability

Experimental and analytical data supporting this article are available in the ESI.†

Conflicts of interest

There are no conflicts to declare.

Acknowledgements

We thank for the financial support from the National Natural Science Foundation of China (22061036).

References

- (a) H.-Y. Zhou, H.-T. Tang and W.-M. He, *Chin. J. Catal.*, 2023, **46**, 4–10; (b) S. Möhle, M. Zirbes, E. Rodrigo, T. Gieshoff, A. Wiebe and S. R. Waldvogel, *Angew. Chem., Int. Ed.*, 2018, **57**, 6018–6041; (c) C.-K. Ran and D.-G. Yu, *Nat. Rev. Chem.*, 2022, **6**, 679–680; (d) A. Wiebe, T. Gieshoff, S. Möhle, E. Rodrigo, M. Zirbes and S. R. Waldvogel, *Angew. Chem., Int. Ed.*, 2018, **57**, 5594–5619; (e) Y. Jiang, K. Xu and C. Zeng, *Chem. Rev.*, 2017, **118**, 4485–4540.
- (a) L. Zeng, J. Wang, D. Wang, H. Yi and A. Lei, *Angew. Chem., Int. Ed.*, 2023, **62**, e202309620; (b) Y. Yuan, J. Yang and A. Lei, *Chem. Soc. Rev.*, 2021, **50**, 10058–10086; (c) M. Elsherbini and T. Wirth, *Acc. Chem. Res.*, 2019, **52**, 3287–3296.
- (a) S. Zhu, H. Li, Y. Li, Z. Huang and L. Chu, *Org. Chem. Front.*, 2023, **10**, 548–569; (b) C. Zhu, H. Yue, J. Jia and M. Rueping, *Angew. Chem., Int. Ed.*, 2021, **60**, 17810–17831; (c) S. Zhu, X. Zhao, H. Li and L. Chu, *Chem. Soc. Rev.*, 2021, **50**, 10836–10856; (d) R. Sun, Y. Qin and D. G. Nocera, *Angew. Chem., Int. Ed.*, 2020, **59**, 9527–9533; (e) S. Z. Tasker, E. A. Standley and T. F. Jamison, *Nature*, 2014, **509**, 299–309.
- M. D. Palkowitz, M. A. Emmanuel and M. S. Oderinde, *Acc. Chem. Res.*, 2023, **56**, 2851–2865.
- (a) S. Wang, M. Yuan, Q. Zhang and S. Huang, *Curr. Opin. Green Sustainable Chem.*, 2022, **38**, 100698–100706; (b) C. Uyeda, Y. Tan, G. C. Fu and J. C. Peters, *J. Am. Chem. Soc.*, 2013, **135**, 9548–9552; (c) I. P. Beletskaya and V. P. Ananikov, *Chem. Rev.*, 2011, **111**, 1596–1636; (d) S. E. Creutz, K. J. Lotito, G. C. Fu and J. C. Peters, *Science*, 2012, **338**, 647–651; (e) J. F. Hartwig, *Acc. Chem. Res.*, 2008, **41**, 1534–1544.
- D. Liu, H. X. Ma, P. Fang and T. S. Mei, *Angew. Chem., Int. Ed.*, 2019, **58**, 5033–5037.
- Y. Wang, L. Deng, X. Wang, Z. Wu, Y. Wang and Y. Pan, *ACS Catal.*, 2019, **9**, 1630–1634.
- Y. Bai, N. Liu, S. Wang, S. Wang, S. Ning, L. Shi, L. Cui, Z. Zhang and J. Xiang, *Org. Lett.*, 2019, **21**, 6835–6838.
- C. Zhu, H. Yue, P. Nikolaienko and M. Rueping, *CCS Chem.*, 2020, **2**, 179–190.
- Y. Mo, Z. Lu, G. Rughoobur, P. Patil, N. Gershenfeld, A. I. Akinwande, S. L. Buchwald and K. F. Jensen, *Science*, 2020, **368**, 1352–1357.
- H. J. Zhang, L. Chen, M. S. Oderinde, J. T. Edwards, Y. Kawamata and P. S. Baran, *Angew. Chem., Int. Ed.*, 2021, **60**, 20700–20705.

- 12 (a) L. Zhao, C. Hu, X. Cong, G. Deng, L. L. Liu, M. Luo and X. Zeng, *J. Am. Chem. Soc.*, 2021, **143**, 1618–1629; (b) C. Chen, Z. Wang, S. Wang, L. Xu and X. Zeng, *Org. Lett.*, 2023, **25**, 4241–4246.
- 13 J. Luo, M. T. Davenport, C. Callister, S. D. Minter, D. H. Ess and T. L. Liu, *J. Am. Chem. Soc.*, 2023, **145**, 16130–16141.
- 14 C. Li, Y. Kawamata, H. Nakamura, J. C. Vantourout, Z. Liu, Q. Hou, D. Bao, J. T. Starr, J. Chen, M. Yan and P. S. Baran, *Angew. Chem., Int. Ed.*, 2017, **56**, 13088–13093.
- 15 Y. Kawamata, J. C. Vantourout, D. P. Hickey, P. Bai, L. Chen, Q. Hou, W. Qiao, K. Barman, M. A. Edwards, A. F. Garrido-Castro, J. N. deGruyter, H. Nakamura, K. Knouse, C. Qin, K. J. Clay, D. Bao, C. Li, J. T. Starr, C. Garcia-Irizarry, N. Sach, H. S. White, M. Neurock, S. D. Minter and P. S. Baran, *J. Am. Chem. Soc.*, 2019, **141**, 6392–6402.
- 16 C. Zhu, A. P. Kale, H. Yue and M. Rueping, *JACS Au*, 2021, **1**, 1057–1065.
- 17 D. Liu, Z. R. Liu, C. Ma, K. J. Jiao, B. Sun, L. Wei, J. Lefranc, S. Herbert and T. S. Mei, *Angew. Chem., Int. Ed.*, 2021, **60**, 9444–9449.
- 18 J. Wang, S. Li, C. Yang, H. Gao, L. Zuo, Z. Guo, P. Yang, Y. Jiang, J. Li, L.-Z. Wu and Z. Tang, *Nat. Commun.*, 2024, **15**, 6907–6914.
- 19 (a) P. Ruiz-Castillo and S. L. Buchwald, *Chem. Rev.*, 2016, **116**, 12564–12649; (b) J. J. Hanthorn, R. Amorati, L. Valgimigli and D. A. Pratt, *J. Org. Chem.*, 2012, **77**, 6895–6907; (c) D. M. Roundhiu, *Chem. Rev.*, 1992, **92**, 1–27.
- 20 A. Vijeta, C. Casadevall and E. Reisner, *Angew. Chem., Int. Ed.*, 2022, **61**, e202203176.
- 21 L. Karpova, M. Daniel, R. Kancherla, K. Muralirajan, B. Maity and M. Rueping, *Org. Lett.*, 2024, **26**, 1657–1661.
- 22 (a) X. Li, J. Huang, L. Xu, J. Liu and Y. Wei, *Adv. Synth. Catal.*, 2023, **365**, 4647–4653; (b) M. Liu, L. Xu and Y. Wei, *Chin. Chem. Lett.*, 2022, **33**, 1559–1562; (c) D. Ding, L. Xu and Y. Wei, *J. Org. Chem.*, 2022, **87**, 4912–4917.
- 23 (a) G. Song, J. Song, Q. Li, T. Kang, J. Dong, G. Li, J. Fan, C. Wang and D. Xue, *J. Am. Chem. Soc.*, 2024, **146**, 26936–26946; (b) Z. Xu, J. Dong, G. Song, F. Kong, G. Li and D. Xue, *Org. Chem. Front.*, 2024, **11**, 2313–2318; (c) G. Song, J. Song, Q. Li, D. Z. Nong, J. Dong, G. Li, J. Fan, C. Wang, J. Xiao and D. Xue, *Angew. Chem., Int. Ed.*, 2023, **63**, e202314355; (d) R. Kancherla, K. Muralirajan, S. Dutta, K. Pal, B. Li, B. Maity, L. Cavallo and M. Rueping, *Angew. Chem., Int. Ed.*, 2023, **63**, e202314508; (e) G. Song, D.-Z. Nong, Q. Li, Y. Yan, G. Li, J. Fan, W. Zhang, R. Cao, C. Wang, J. Xiao and D. Xue, *ACS Catal.*, 2022, **12**, 15590–15599.
- 24 (a) M. Roemer, I. Luck and N. Proschogo, *Adv. Synth. Catal.*, 2022, **364**, 2957–2971; (b) Á. Georgiádes, S. B. Ötvös and F. Fülöp, *Adv. Synth. Catal.*, 2018, **360**, 1841–1849; (c) R. J. Lundgren, B. D. Peters, P. G. Alsabeh and M. Stradiotto, *Angew. Chem., Int. Ed.*, 2010, **49**, 4071–4074; (d) C. W. Cheung, D. S. Surry and S. L. Buchwald, in *Patai's Chemistry of Functional Groups*, 2009, vol. 15, pp. 3734–3737.
- 25 M. O. Konev, T. A. McTeague and J. W. Johannes, *ACS Catal.*, 2018, **8**, 9120–9124.