

Cite this: *Chem. Sci.*, 2024, 15, 3552

All publication charges for this article have been paid for by the Royal Society of Chemistry

Dual role of nitroarenes as electrophiles and arylamine surrogates in Buchwald–Hartwig-type coupling for C–N bond construction†

Zhiguo Lei,^a Jiaxin Yao,^a Yuxuan Xiao,^a Wenbo H. Liu,^c Lin Yu,^b *^a Wengui Duan^b *^a and Chao-Jun Li^b *^b

One of the most widely utilized methods for the construction of C(sp²)-N bonds is the transition-metal-catalyzed cross-coupling of aryl halides/boronic acids with amines, known as Ullmann condensation, Buchwald–Hartwig amination, and Chan–Lam coupling. However, aryl halides/boronic acids often require multi-step preparation while generating a large amount of corrosive and toxic waste, making the reaction less attractive. Herein, we present an unprecedented method for the C(sp²)-N formation *via* Buchwald–Hartwig-type reactions using synthetically upstream nitroarenes as the sole starting materials, thus eliminating the need for arylhalides and pre-formed arylamines. A diverse range of symmetrical di- and triarylamines were obtained in a single step from nitroarenes, and more importantly, various unsymmetrical di- and triarylamines were also highly selectively synthesized in a one-pot/two-step process. Furthermore, the success of the scale-up experiments, the late-stage functionalization of a drug intermediate, and the rapid preparation of hole-transporting material TCTA showcased the utility and practicality of this protocol in synthetic chemistry. Mechanistic studies indicate that this transformation may proceed *via* an arylamine intermediate generated *in situ* from the reduction of nitroarenes, which is followed by a denitrative Buchwald–Hartwig-type reaction with another nitroarene to form a C–N bond.

Received 9th December 2023
Accepted 24th January 2024

DOI: 10.1039/d3sc06618e

rsc.li/chemical-science

Introduction

Due to the ubiquitous nature of the C(sp²)-N bond in pharmaceuticals,¹ agrochemicals,² dyes,³ electronic materials,⁴ polymers,⁵ and other industrial chemicals (Fig. 1),⁶ the construction of the C(sp²)-N bond is a significant research topic in both academic research and industrial processes. Consequently, considerable efforts have been devoted to its construction, and diverse means have been developed.^{7–13} Among them, the transition-metal-catalyzed C–N cross-coupling reaction is one of the most widely utilized means for the construction of C(sp²)-N bonds, including Ullmann condensation,⁷ Buchwald–Hartwig amination,⁸ and Chan–Lam coupling.⁹ Notably, the Buchwald–Hartwig amination is ranked among the top 20 most commonly used reactions in medicinal chemistry owing to its broad substrate scope, high reproducibility, and scalability.¹⁴ This strategy for C(sp²)-N_{Ar} bond

formation is frequently through the transition-metal-catalyzed cross-coupling of aryl halides or aryl borons with arylamines, which are usually prepared in advance by the reduction of nitroarenes (Scheme 1a). Using nitroarenes instead of arylamines is attractive as it avoids pre-synthesizing and isolating anilines, saving time and cost. In addition, nitroarenes are among the most



Fig. 1 Selected examples of the C(sp²)-N bond in pharmaceuticals, dyes, and electronic materials.

^aSchool of Chemistry and Chemical Engineering, Guangxi Key Laboratory of Electrochemical Energy Materials, Guangxi Colleges and Universities Key Laboratory of Applied Chemistry Technology and Resource Development, Guangxi University, East Daxue Road, Nanning, Guangxi 530004, P. R. China. E-mail: linyu@gxu.edu.cn

^bDepartment of Chemistry and FRQNT Center for Green Chemistry and Catalysis, McGill University, 801 Sherbrooke Street West, Montreal, Quebec H3A 0B8, Canada. E-mail: cj.li@mcgill.ca

^cSchool of Chemistry, Sun Yat-sen University, Guangzhou 510006, China

† Electronic supplementary information (ESI) available. See DOI: <https://doi.org/10.1039/d3sc06618e>





Scheme 1 Comparison of various starting materials and strategies for the C(sp²)-N bond formation *via* cross-coupling methods.

fundamental chemical feedstocks, which can be conveniently synthesized through the nitration of arenes. Toward this end, the groups of Baran¹⁵ and Hu¹⁶ have elegantly disclosed that nitroarenes are ideal surrogates of arylamines in organic synthesis, respectively. Recently, a P^{III}/P^V=O catalyzed reductive C-N coupling of nitroarenes with arylboronic acids and a Mo-catalyzed reductive amination of nitroarenes with arylboronic acids have been successfully uncovered by Radosevich¹⁷ and Sanz groups,¹⁸ respectively. In 2021, Driver and co-workers reported an innovative copper-catalyzed cross-coupling of nitroarenes with aryl boronic acids to construct diarylamines *via* a nitrosoarene intermediate utilizing phenylsilane as a terminal reductant.¹⁹ Xue later made a notable discovery of a nickel-catalyzed C-N coupling of aryl halides with nitroarenes *via* a nitrosoarene intermediate facilitated by photo-assisted processes.²⁰ Very recently, Weix and co-workers have impressively demonstrated a reductive arylation of nitroarenes with chloroarenes through an azoarene intermediate using manganese powder as a reductant.²¹ Despite these remarkable advances,^{15–22} requiring aryl halides or aryl boronic acids limits their broad applications in C(sp²)-N bond formation (Scheme 1b).

Aryl halides, usually prepared from nitroarenes through reduction, diazotization, and halogenation processes, frequently serve as electrophiles in Buchwald-Hartwig amination. Meanwhile, aryl boronic acids are commonly prepared from these aryl halides. However, the additional steps necessary to pre-synthesize aryl halides/boronic acids from nitroarenes and the large amount of toxic halide waste generated during the preparation and cross-coupling process make them less attractive. In sharp contrast, the direct utilization of synthetically upstream nitroarenes as the electrophiles would significantly enhance the step- and atom-economy of the C(sp²)-N coupling and circumvents many problems associated with the preparation and usage of aryl halides, including tedious synthesis, heavy pollution, and high cost. Indeed, the realm of denitrative coupling reactions has witnessed significant achievements, spearheaded by Nakao,²³ Yamaguchi,²⁴ You,²⁵ and others,²⁶ subsequent to the seminal work on the denitrative Suzuki-Miyaura reaction documented by Nakao.^{23a} However, the construction of C-N bonds employing nitroarenes as both electrophiles and arylamine surrogates remains a highly formidable challenge, primarily due to the following reasons: (a) the presence of numerous potential

reduction intermediates of nitroarenes, including nitrosoarene, azoarene, azoxyarene, 1,2-arylhydrazine, and *N*-arylhdroxylamine. These diverse intermediates complicate the reaction pathway. (b) The existence of multiple possible competing processes, such as denitrative hydrogenation of nitroarenes, reductive amination to form triaryl amines, and reductive homo- or cross-coupling of nitroarenes. These side reactions can hinder the desired C-N bond formation. (c) The fundamental aspect of ensuring compatibility between the reduction procedure of nitroarenes and the denitrative Buchwald-Hartwig-type process. This requirement adds an additional layer of complexity to the overall reaction setup. Given the synthetic importance of the C(sp²)-N bonds, addressing these challenges represents a significant frontier in the development of efficient, reliable, and step-economic methodologies for constructing C-N bonds. Herein, we wish to disclose an efficient and straightforward protocol for C(sp²)-N bond formation *via* Buchwald-Hartwig-type amination using synthetically upstream nitroarenes as the sole starting materials, thus eliminating the need for pre-synthesizing arylhalides and isolating arylamines (Scheme 1c).

Results and discussion

To verify the feasibility of a palladium-catalyzed reductive arylation of dual nitroarenes, we initiated our investigations by

Table 1 Optimization of reaction conditions^a

	<table border="1"> <thead> <tr> <th>R¹</th> <th>R²</th> <th>R³</th> <th>R⁴</th> <th>R</th> <th></th> </tr> </thead> <tbody> <tr> <td>OMe</td> <td>OMe</td> <td><i>i</i>-Pr</td> <td><i>i</i>-Pr</td> <td>Cy</td> <td>BrettPhos (L1)</td> </tr> <tr> <td>H</td> <td>H</td> <td><i>i</i>-Pr</td> <td><i>i</i>-Pr</td> <td>Cy</td> <td>XPhos (L2)</td> </tr> <tr> <td>H</td> <td>H</td> <td>OMe</td> <td>H</td> <td>Cy</td> <td>SPhos (L3)</td> </tr> <tr> <td>H</td> <td>H</td> <td>O^{<i>t</i>}Pr</td> <td>H</td> <td>Cy</td> <td>RuPhos (L4)</td> </tr> </tbody> </table>	R ¹	R ²	R ³	R ⁴	R		OMe	OMe	<i>i</i> -Pr	<i>i</i> -Pr	Cy	BrettPhos (L1)	H	H	<i>i</i> -Pr	<i>i</i> -Pr	Cy	XPhos (L2)	H	H	OMe	H	Cy	SPhos (L3)	H	H	O ^{<i>t</i>} Pr	H	Cy	RuPhos (L4)
R ¹	R ²	R ³	R ⁴	R																											
OMe	OMe	<i>i</i> -Pr	<i>i</i> -Pr	Cy	BrettPhos (L1)																										
H	H	<i>i</i> -Pr	<i>i</i> -Pr	Cy	XPhos (L2)																										
H	H	OMe	H	Cy	SPhos (L3)																										
H	H	O ^{<i>t</i>} Pr	H	Cy	RuPhos (L4)																										

Entry	Deviation from 'standard conditions'	Yield 2a ^b (%)
1	None	83
2 ^c	PhSiH ₃ , PHMS, or B ₂ (OH) ₄ instead of B ₂ pin ₂	0
3 ^d	B ₂ cat ₂ , Ph ₃ P, Fe, or Mn instead of B ₂ pin ₂	0
4 ^e	B ₂ nep ₂ or HSiEt ₃ instead of B ₂ pin ₂	19–41
5 ^f	HBpin instead of B ₂ pin ₂	55
6	L2, L3 or L4 instead of L1	0–46
7	Pd(^{<i>t</i>} Bu ₃ P) ₂ , Pd(OAc) ₂ , or [Pd(allyl)Cl] ₂ instead of Pd(acac) ₂	0–50
8	K ₂ CO ₃ , <i>t</i> -BuOK, CsOH·H ₂ O, or K ₃ PO ₄ instead of Cs ₂ CO ₃	29–57
9	THF, DMF, toluene, or <i>n</i> -heptane instead of PhCF ₃	0–55
10	TBAI, TBAA, or TBAC instead of TBAB	66–75

^a Standard reaction conditions: 4-nitroanisole **1a** (0.30 mmol), Pd(acac)₂ (5.0 mol%), BrettPhos (15 mol%), Cs₂CO₃ (0.60 mmol), B₂pin₂ (0.45 mmol), and TBAB (20 mol%) in PhCF₃ (1.5 mL) at 130 °C for 18 hours. ^b Isolated yield. ^c *p*-Anisidine was formed. ^d Most all of 4-nitroanisole remained. ^e A portion of 4-nitroanisole remained. ^f Diarylamine and triarylamine were formed.



evaluating the reaction of the 4-nitroanisole (**1a**) in the presence of the palladium catalyst, phosphine ligand, reductant, and base at 130 °C for 18 hours (Table 1, please see the ESI† for details). A key step of our hypothesis strategy was the *in situ* generation of *p*-anisidine from 4-nitroanisole by reduction. The choice of reductant was found to be extremely crucial to the reduction of 4-nitroanisole and the consequent formation of the desired diarylamine (**2a**). We first examined the PhSiH₃, PHMS, and B₂(OH)₄, commonly utilized reductants in the reduction of nitroarenes; all the reactions furnished *p*-anisidine instead of the desired diarylamine (entry 2). These results implied that the denitrative Buchwald–Hartwig-type process was incompatible with these strong reductants. Similarly, employing B₂cat₂ or Ph₃P as reductants did not result in the production of the target products, as the starting materials remained unchanged (entry 3). Furthermore, other reductants, such as Mn and Fe, promoted the generation of a complex mixture containing triarylamine. When propan-2-ol was utilized as a reductant, the 4-nitroanisole predominantly underwent the competing denitrative hydrogenation of nitroarenes, leading to the formation of anisole (please see ESI, Table S1,† not shown in Table 1). To our delight, using

B₂nep₂ or HSiEt₃ as reductants gave the target product, albeit with modest yields, and a portion of the starting materials remained unconverted (entry 4). Investigation of HBpin revealed the formation of both diarylamines and triarylamines (entry 5). These outcomes indicated low efficiency of the reduction process. Fortunately, persistence and systematic investigation led us to discover the optimal reducing reagent: B₂pin₂. This mild, stable, and cost-effective reductant proved to be the key to achieving the desired transformation.²⁷ The subsequent investigation revealed that the amount of the reductant significantly influenced the yield of the desired product. It was found that an excessive or insufficient amount of the reductant B₂pin₂ resulted in a decrease in the production of the target product. Controlled experiments revealed that when B₂pin₂ was used at an equivalent of 1.5, the highest yield of the target product at 83% was obtained. However, reducing the amount of B₂pin₂ to an equivalent of 1.0 decreased the yield of the target product to 36%, whereas increasing the reductant amount to an equivalent of 2.0 yielded a product with 61% yield (please see ESI, Table S1,† entries 12–14, not shown in Table 1). Furthermore, the use of different ligands, such as RuPhos (monodentate phosphine ligand),

Table 2 Substrate scope of nitroarenes to form symmetrical diarylamines^{a,b}



^a Reaction conditions A: nitroarenes (0.30 mmol), Pd(acac)₂ (5.0 mol%), BrettPhos (15 mol%), TBAB (20 mol%), B₂pin₂ (0.45 mmol) and Cs₂CO₃ (0.60 mmol) in PhCF₃ (1.5 mL) at 130 °C for 18 hours. ^b Isolated yield. ^c Cs₂CO₃ (1.0 equiv.) without TBAB at 150 °C for 24 hours. ^d CsOH·H₂O in dioxane : PhCF₃ = 1 : 3 at 150 °C for 24 hours. ^e Cs₂CO₃ (1.0 equiv.) was used at 150 °C for 24 hours.



XantPhos (bidentate phosphine ligand), and IPr·HCl (N-heterocyclic carbene ligand), resulted in inferior reaction yields or complete inhibition of the reaction (entry 6 and ESI, Table S2†). Subsequently, various Pd(0) and Pd(II) catalysts, such as

$\text{Pd}(\text{tBu}_3\text{P})_2$, $\text{Pd}(\text{acac})_2$, $\text{Pd}(\text{OAc})_2$, and $[\text{Pd}(\text{allyl})\text{Cl}]_2$ were examined, and the $\text{Pd}(\text{acac})_2$ exhibited the highest catalytic activity for this transformation (entry 7). Further investigation on the effect of the base showed that Cs_2CO_3 was the best one for the coupling, while K_3PO_4 and K_2CO_3 afforded the target products with diminished yields (entry 8). Replacing solvent PhCF_3 with THF, DMF, toluene, or *n*-heptane led to sharply decreased yields of the desired products (entry 9). With tetrabutylammonium bromide (TBAB) absent or replaced by other quaternary ammonium salts such as tetrabutylammonium iodide (TBAI), tetrabutylammonium acetate (TBAA), and tetrabutylammonium chloride (TBAC), a decrease of the yield was noted (entry 10). After systematic studies, we found that employing $\text{Pd}(\text{acac})_2$ (5 mol%), BrettPhos (15 mol%), Cs_2CO_3 (2.0 equiv), B_2pin_2 (1.5 equiv), and TBAB (20 mol%) with PhCF_3 as solvent, the target diarylamine (**2a**) was isolated in 83% yield (entry 1).

Assessment of reaction scope for synthesizing symmetrical diarylamines

With the optimized reaction conditions in hand, we set out to explore the generality of this protocol for the formation of

symmetrical diarylamines and the scope of nitroarenes. As illustrated in Table 2, nitroarenes bearing electron-donating substituents, including methyl (**2b**, **2h**, **2l**, and **2n**), methoxy (**2a** and **2m**), tertiary butyl (**2k**), phenoxy (**2e**), and phenyl (**2g**) substituents underwent the desired reductive coupling to form the expected products in moderate to excellent yields (75–91%). Moreover, nitroarenes with electron-withdrawing substituents such as fluorine (**2d**), trifluoromethyl (**2f**), ester (**2i**), and trifluoromethoxy (**2j**) were all converted into the target products, albeit with slightly diminished yields. It was noteworthy that the nitroarenes with *ortho*-substituted methyl (**2l**) or methoxy (**2m**) highly efficiently afforded the desired diarylamines, indicating the high compatibility with the steric hindrance of substrates in this protocol. Encouragingly, the reaction scale could be increased to 2.0 mmol without a significant decrease in yield (**2m**). Gratifyingly, disubstituted and trisubstituted nitroarenes also worked successfully under the developed catalytic systems, showcasing the wide substrate scope of nitroarenes in the protocol (**2n**, **2p**, **2q**, and **2s**). Furthermore, π -extended nitroarenes such as 1-nitronaphthalene and 9,9-dimethyl-2-nitro-9*H*-fluorene proceeded efficiently and yielded the corresponding diarylamines **2o** and **2t** in 79% and 86% yields, respectively. Importantly, various nitroheteroarenes bearing pyridine, benzo[*d*][1,3]dioxole, 2,3-dihydrobenzofuran, and carbazole motifs could participate in the reaction to furnish the desired products **2r**, **2u**, **2v**, and **2w** in 92%, 57%, 73%, and

Table 3 Substrate scope of nitroarenes to form symmetrical triarylamines^{a,b}



^a Reaction conditions B: nitroarenes **1** (0.30 mmol), $\text{Pd}(\text{acac})_2$ (5.0 mol%), BrettPhos (15 mol%), B_2pin_2 (0.22 mmol) and Cs_2CO_3 (0.60 mmol) in PhCH_3 (1.0 mL) at 150 °C for 24 hours; ^b Isolated yield. ^c PhCF_3 instead of PhCH_3 .



75% yields, respectively. When an anti-cancer and antifungal drug intermediate was subjected to the current optimized conditions, the corresponding diarylamine product (**2x**) was formed in 64% yield, demonstrating the synthetic utility and practicality of this protocol. Interestingly, 2,2'-dimethoxy-3-nitro-1,1'-binaphthalene, a sterically encumbered nitroarene, was also compatible with this C–N coupling and provided the desired diarylamine (**2y**) in 72% yield.

While exploring the scope and limitations of this transformation, we were delighted to discover that reducing the amounts of reductant and elevating the reaction temperature were beneficial for affording triarylamines. Subsequently, the effects of different bases, solvents, and the amount of B_2pin_2 were explored, and the yield of the target triarylamine increased to 70% when the reaction was performed under the following conditions: B_2pin_2 (0.73 equiv), $Pd(acac)_2$ (5.0 mol%), BrettPhos (15 mol%), and Cs_2CO_3 (2.0 equiv.) in toluene at 150 °C for 24 hours (please see ESI, Table S8†).

Assessment of reaction scope for synthesizing symmetrical triarylamines

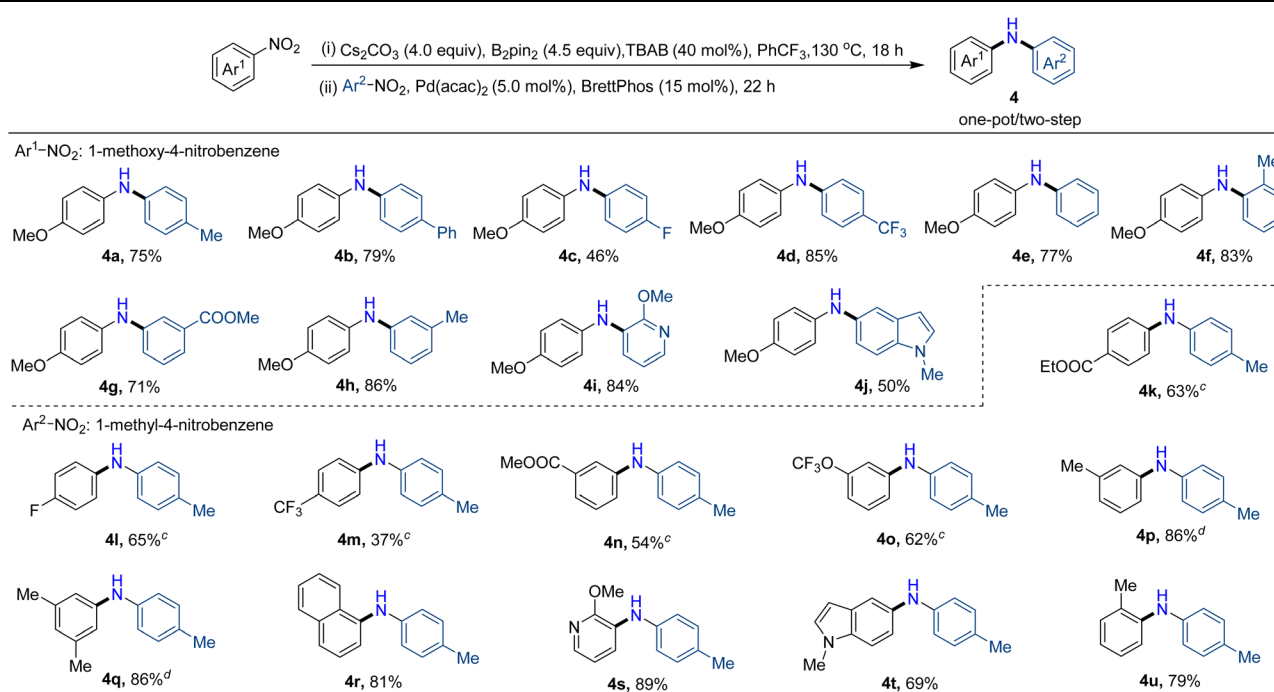
Under the optimized reaction conditions, the scope of nitroarenes for symmetrical triarylamine synthesis was investigated (Table 3). In general, the substrates containing electron-donating groups such as methyl (**3b**, **3h**, **3l**, and **3m**), tertiary butyl (**3g**), and phenoxy (**3d**) were well tolerated, providing the target products with moderate yields. Nitroarenes bearing

electron-withdrawing groups such as ester (**3f** and **3j**) proceeded uneventfully, while fluorine-substituted nitroarene (**3e**) gave the desired product with a lower yield. Of note, nitroarenes possessing a heterocycle, such as benzo[*d*][1,3]dioxole (**3n**) and 2,3-dihydrobenzofuran (**3o**), reacted under standard conditions to form the expected products smoothly. In contrast, 1-methyl-2-nitrobenzene was found to be an ineffective substrate under the optimized conditions, indicating that the steric hindrance significantly affects the conversion of nitroarenes to triarylamines (not shown in Table 3). The synthetic utility was illustrated with a 3.0 mmol scale synthesis of **3c** in 79% yield.

Assessment of reaction scope for synthesizing unsymmetrical diarylamines

Motivated by these results, we next turned our attention to the synthesis of unsymmetrical arylated amines, which are more frequently encountered in pharmaceuticals and functional materials. We first studied the synthesis of unsymmetrical diarylamines, with the main challenge being to avoid the formation of symmetrical diarylamines, which result from the homocoupling of two different nitroarenes for their respective reductive arylation. We realized that it might be accomplished in a one-pot/two-step process by using B_2pin_2 to reduce the initially introduced nitroarene to arylamine, followed by Buchwald–Hartwig-type coupling with another nitroarene, diminishing the formation of symmetrical diarylamines. Excitingly, after slightly adjusting the conditions, the desired unsymmetrical diarylamine

Table 4 Selective one-pot/two-step construction of unsymmetrical diarylamines^{a,b}



^a Reaction conditions: nitroarenes Ar^1 (0.15 mmol), B_2pin_2 (0.45 mmol), Cs_2CO_3 (0.40 mmol), and TBAB (40 mol%) in $PhCF_3$ (1.5 mL) at 130 °C for 18 hours. After the first step reaction, without any extra work-up, $Pd(acac)_2$ (5.0 mol%), BrettPhos (15 mol%) and nitroarenes Ar^2 (0.10 mmol) were added *in situ* to react at 130 °C for 22 hours; ^b Isolated yield. ^c $Pd(acac)_2$ (10 mol%) and BrettPhos (30 mol%) at 150 °C. ^d $Pd(acac)_2$ (10 mol%) and BrettPhos (30 mol%).



(4a) was obtained in 75% yield using the two-step/one-pot method. Subsequently, the scope of two nitroarenes to form unsymmetrical diarylamines was examined. As shown in Table 4, the one-pot/two-step synthesis of unsymmetrical diarylamines exhibited good functional group compatibility with both reaction partners. Generally, nitroarenes Ar^2 possessing electron-donating groups such as methyl (4a, 4f, and 4h) and phenyl (4b) as well as electron-withdrawing groups such as fluorine (4c), trifluoromethyl (4d), and ester (4g) were amenable in this transformation, affording the target unsymmetrical diarylamines in modest to good yields. To our satisfaction, the nitroheteroarenes with pyridine or indole scaffolds were also applicable in the reaction, leading to the expected products (4i) and (4j) in 84% and 50% yields, respectively. We next investigated the scope of another nitroarene Ar^1 . With a 10% catalyst, 30% ligand, and elevated temperature, the reaction exhibited notable tolerance towards nitroarenes Ar^1 , including electron-withdrawing groups (4k–4o) and electron-donating groups (4p, 4q, and 4u) irrespective of the position of the substituent groups on the aryl ring. Notably, the nitroarene with sterically demanding *ortho*-substituted methyl was also a suitable substrate for the reaction, and the expected products (4f and 4u) were obtained with 83% and 79% yields, respectively.



Scheme 2 The application in the synthesis of hole-transporting material TCTA.

Assessment of reaction scope for synthesizing unsymmetrical triarylamines

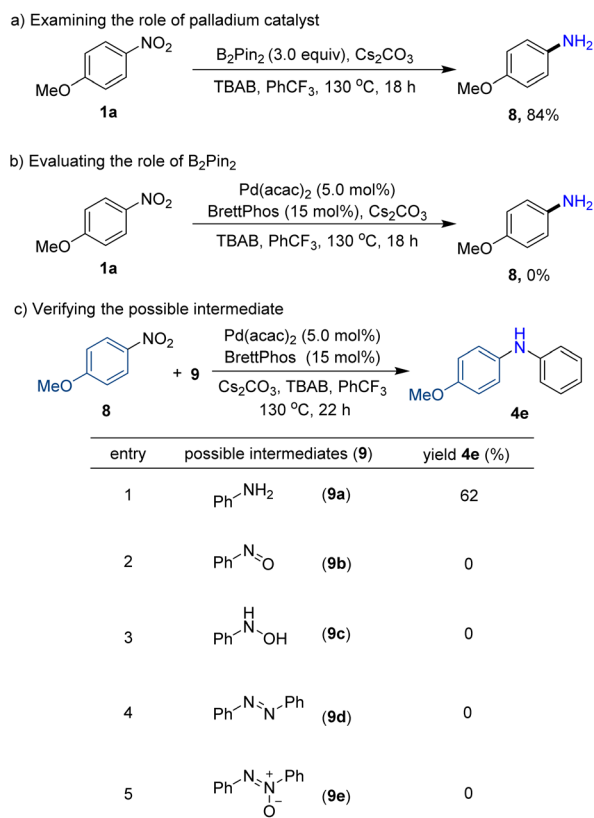
Considering the importance of unsymmetrical triarylamines despite the challenge of their synthesis, we next explored the

Table 5 Selective one-pot/two-step construction of the unsymmetrical triarylamines^{a,b}



^a Reaction conditions: nitroarenes Ar^1 (0.20 mmol), Pd(acac)₂ (5.0 mol%), BrettPhos (15 mol%), TBAB (20 mol%), B₂pin₂ (0.3 mmol) and Cs₂CO₃ (0.4 mmol) in PhCF₃ (1.0 mL) at 130 °C for 18 hours under N₂. After the first step reaction, without any additional work-up, Cs₂CO₃ (0.4 mmol) and nitroarenes Ar^2 (0.15 mmol) were added *in situ* to react at 130 °C for 26 hours. ^b Isolated yield.





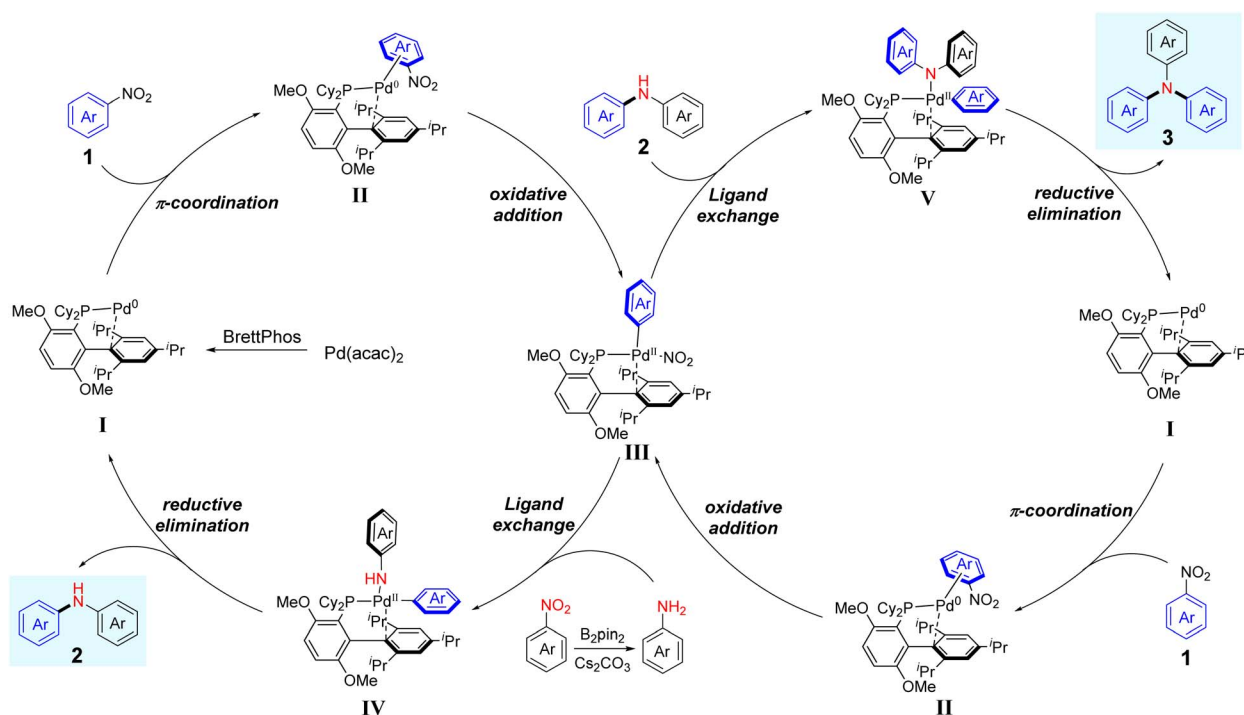
Scheme 3 Mechanistic studies.

application of our protocol to their preparation. After a series of studies, we found that the unsymmetrical triarylamine **5a** could be isolated in 81% yield when two additional equivalents

of Cs_2CO_3 and a second nitroarene were added *in situ* to react for 26 hours after the generation of symmetrical diarylamines in one-pot. It is noteworthy to mention that the Pd/BrettPhos still retained high catalytic activity in the second step reaction. The reaction scope of unsymmetrical triarylamine synthesis was examined next. As illustrated in Table 5, the catalytic system was compatible with both electron-donating (methoxy, phenyl, phenoxy, and methyl) and electron-withdrawing substituents (trifluoromethyl, trifluoromethoxy, fluorine, and ester) at either the *para*- or *meta*-position on the aryl ring of nitroarenes, and the target unsymmetrical triarylamines were formed in 52–85% yields with high selectivity. Remarkably, nitroheteroarenes containing indole or carbazole skeletons were competent substrates, giving the desired products in 60% and 84% yields, respectively (**5i** and **5k**). 1-Nitronaphthalene, a π -extended nitroarene, was also found to be a viable partner, generating the corresponding triarylamine in 57% yield (**5h**). Moreover, various symmetrical diarylamines generated *in situ* could also be coupled with 4-nitroanisole in one-pot to give the corresponding triarylamines in moderate to good yields (**5l**–**5p**).

Exploration of synthetic applications

To illustrate the synthetic applications of this protocol, we also conducted the rapid synthesis of a functional material using this transformation as the critical step. After nucleophilic substitution of carbazole (**6**) with 1-fluoro-4-nitrobenzene, 9-(4-nitrophenyl)-9*H*-carbazole (**7**) was afforded in excellent yield (Scheme 2a).²⁸ Then, using our protocol, TCTA (**3q**), a valuable hole-transporting material,²⁹ was readily obtained in 71% isolated yield (Scheme 2b).



Scheme 4 A plausible mechanism for the reductive and denitrative C–N coupling of nitroarenes.



Mechanistic studies

In order to elucidate the reaction mechanism, preliminary mechanistic studies have been performed (Scheme 3). As expected, the reductive product *p*-anisidine (**8**) could be isolated in 84% yield without diarylamine formation when the palladium catalyst and ligand were excluded, implying that arylamine may be a possible intermediate (Scheme 3a). Furthermore, neither the desired product diarylamine nor reductive product *p*-anisidine (**8**) was observed without reductant agent B₂pin₂, indicating the crucial role of B₂pin₂ in reducing nitroarenes (Scheme 3b). In addition, the reaction of possible intermediates such as aniline (**9a**), nitrosobenzene (**9b**), *N*-phenylhydroxylamine (**9c**), azobenzene (**9d**), and azoxybenzene (**9e**) with nitroarenes was tested in the absence of reductant B₂pin₂. As a result, only using aniline, the desired diarylamine product (**4e**) was obtained with a yield of 62% (Scheme 3c, entries 1–5). The results further confirmed that arylamine may be a key intermediate in our protocol.

Based on previous reports^{23a,27} and our present studies, a plausible catalytic cycle for the reductive arylation of nitroarenes is described in Scheme 4. Initially, the η²-arene-palladium(0) complex **II** is formed by π-coordination of nitroarenes with the *in situ* generated palladium(0) complex, which is derived from the reaction of BrettPhos with Pa(acac)₂. Subsequently, the oxidative addition of an Ar–NO₂ bond to the Pd centre affords an Ar–Pd(II)–NO₂ complex **III**. Next, intermediate **III** undergoes ligand exchange with arylamine, which is generated from the reduction of nitroarene by B₂pin₂, forming intermediate **IV**. Finally, reductive elimination by intermediate **IV** delivers diarylamine **2** and regenerates the Pd(0) catalyst **I**. Concerning the generation of triarylamine, diarylamine **2**, acting as a nucleophile, undergoes ligand exchange with intermediate **III**, which comes from the same processes as aforementioned, furnishing the intermediate **V**. Following reductive elimination of intermediate **V** provides the triarylamine **3** and extrudes the active catalyst **I** to complete the catalytic cycle.

Conclusions

In summary, we have developed an efficient and straightforward method for the C(sp²)-N formation *via* Pd-catalyzed reductive and denitrative amination of nitroarenes. This protocol allows the inexpensive and readily available nitroarenes as both electrophiles and amine sources, thereby circumventing the necessity for isolation and purification of arylamines and the employment of halides. Consequently, it provides a highly step-economic strategy for highly selective construction of symmetrical and unsymmetrical di- and triarylamine. The reaction demonstrates compatibility with a broad range of functional groups and nitroheteroarene substrates using commercially available B₂Pin₂ as a reductant. Preliminary mechanistic investigations support that the reaction involves the formation of an arylamine intermediate, which is subsequently captured by the arylpalladium species, derived from the oxidation addition of a C_{Ar}-nitro bond to the palladium complex, leading to

the production of diarylamine. The obtained diarylamine then undergoes denitrative Buchwald–Hartwig-type coupling with the subsequently introduced nitroarene to generate the triarylamine in a one-pot process.

Data availability

The data supporting this article have been included in ESI.†

Author contributions

L. Yu: supervision, conceptualization, writing – review and editing. W. Duan: review and editing. C.-J. Li: review and editing. Z. Lei: methodology, investigation and writing – original draft. J. Yao: investigation and review. Y. Xiao: partial substrates expansion. W. H. Liu: review and editing. All authors discussed the experimental results and commented on the manuscript.

Conflicts of interest

There are no conflicts to declare.

Acknowledgements

The authors thank the contributions of Mr Jinshuo Wang to this manuscript. We gratefully acknowledge the financial support from the Guangxi Science and Talent Special Project under Grant No. AD23026131, the Guangxi Natural Science Foundation under Grant No. 2021GXNSFBA220027, and the Guangxi University (Start-up Grant No. A3040051017).

Notes and references

- 1 E. Vitaku, D. T. Smith and J. T. Njardarson, *J. Med. Chem.*, 2014, **57**, 10257–10274.
- 2 B. Amini and S. Lowenkron, *Aniline and its Derivatives: Kirk-Othmer Encyclopedia of Chemical Technology*, Wiley, Hoboken, 2003, pp. 783–809.
- 3 H. Zhang and C. Liu, *Dyes Pigm.*, 2017, **143**, 143–150.
- 4 (a) D. Meng, J. Xue, Y. Zhao, E. Zhang, R. Zheng and Y. Yang, *Chem. Rev.*, 2022, **122**, 14954–14986; (b) K. Walzer, B. Maennig, M. Pfeiffer and K. Leo, *Chem. Rev.*, 2007, **107**, 1233–1271.
- 5 H. Gao, L. Xue, S. Xin and J. B. Goodenough, *Angew. Chem., Int. Ed.*, 2018, **57**, 5449–5453.
- 6 (a) Z. Rappoport, *The Chemistry of Anilines*, WileyVCH, Weinheim, 2007; (b) A. Ricci, *Amino Group Chemistry: From Synthesis to the Life Sciences*, WileyVCH, Weinheim, 2008.
- 7 Selected reviews and examples on Ullmann condensation: (a) S. Bhunia, G. G. Pawar, S. V. Kumar, Y. Jiang and D. Ma, *Angew. Chem., Int. Ed.*, 2017, **56**, 16136–16179; (b) C. Sambigiagio, S. P. Marsden, A. J. Blacker and P. C. McGowan, *Chem. Soc. Rev.*, 2014, **43**, 3525–3550; (c) S. V. Ley and A. W. Thomas, *Angew. Chem., Int. Ed.*, 2003, **42**, 5400–5449; (d) S. Li, X. Huang, Y. Gao and J. Jin, *Org. Lett.*, 2022, **24**, 5817–5824.



- 8 Selected reviews on Buchwald–Hartwig amination: (a) R. Dorel, C. P. Grugel and A. M. Haydl, *Angew. Chem., Int. Ed.*, 2019, **58**, 17118–17129; (b) P. Ruiz-Castillo and S. L. Buchwald, *Chem. Rev.*, 2016, **116**, 12564–12649; (c) J. F. HARTWIG, *Acc. Chem. Res.*, 2008, **41**, 1534–1544; (d) D. S. Surry and S. L. Buchwald, *Angew. Chem., Int. Ed.*, 2008, **47**, 6338–6361; (e) P. A. Forero-Cortés and A. M. Haydl, *Org. Process Res. Dev.*, 2019, **23**, 1478–1483; (f) D. S. Surry and S. L. Buchwald, *Chem. Sci.*, 2011, **2**, 27–50; (g) C. Torborg and M. Beller, *Adv. Synth. Catal.*, 2009, **351**, 3027–3043.
- 9 Selected review and examples on Chan–Lam coupling: (a) J. Q. Chen, J. H. Li and Z. B. Dong, *Adv. Synth. Catal.*, 2020, **362**, 3311–3331; (b) D. M. T. Chan, K. L. Monaco, R.-P. Wang and M. P. Winters, *Tetrahedron Lett.*, 1998, **39**, 2933–2936; (c) P. Y. S. Lam, C. G. Clark, S. Saubernt, J. Adamst, M. P. Winters, D. M. T. Chan and A. Combst, *Tetrahedron Lett.*, 1998, **39**, 2941–2944.
- 10 Selected reviews and examples on C–H amination: (a) J.-Q. Yu and Z.-J. Shi, C-H Activation, *Top. Curr. Chem.*, 2010, **292**, 347–378; (b) J. Jiao, K. Murakami and K. Itami, *ACS Catal.*, 2015, **6**, 610–633; (c) Y. Park, Y. Kim and S. Chang, *Chem. Rev.*, 2017, **117**, 9247–9301; (d) C. Du, P.-X. Li, X. Zhu, J.-N. Han, J.-L. Niu and M.-P. Song, *ACS Catal.*, 2017, **7**, 2810–2814.
- 11 Selected reviews and examples on dehydrogenative aromatization ways: (a) Z. Qiu and C.-J. Li, *Chem. Rev.*, 2020, **120**, 10454–10515; (b) Z. Chen, H. Zeng, S. A. Girard, F. Wang, N. Chen and C. J. Li, *Angew. Chem., Int. Ed.*, 2015, **54**, 14487–14491; (c) S. A. Girard, X. Hu, T. Knauber, M.-O. Simon, G.-J. Deng, C.-J. Li and F. Zhou, *Org. Lett.*, 2012, **14**, 5606–5609; (d) K. Taniguchi, X. Jin, K. Yamaguchi, K. Nozaki and N. Mizuno, *Chem. Sci.*, 2017, **8**, 2131–2142; (e) S. Takayama, T. Yatabe, Y. Koizumi, X. Jin, K. Nozaki, N. Mizuno and K. Yamaguchi, *Chem. Sci.*, 2020, **11**, 4074–4084.
- 12 Selected book and example on “classical” nitration and reduction procedures: (a) U. Scholz, Evolution of Transition Metal-Catalyzed Amination Reactions: the Industrial Approach, in *Amino Group Chemistry: From Synthesis to the Life Sciences*, ed. A. Ricci, Wiley-VCH, 2008; (b) R. S. Downing, P. J. Kunkeler and H. v. Bekkum, *Catal. Today*, 1997, **37**, 121–136.
- 13 Other methods: (a) A. Ricci, *Modern Amination Methods*, WileyVCH, Weinheim, 2000; (b) J. S. K. Clark, M. J. Ferguson, R. McDonald and M. Stradiotto, *Angew. Chem., Int. Ed.*, 2019, **58**, 6391–6395; (c) R. T. McGuire, J. F. J. Paffile, Y. Zhou and M. Stradiotto, *ACS Catal.*, 2019, **9**, 9292–9297; (d) A. Ribaucourt and J. Cossy, *ACS Catal.*, 2020, **10**, 10127–10148; (e) K. M. Morrison, C. S. Yeung and M. Stradiotto, *Angew. Chem., Int. Ed.*, 2023, **62**, e202300686; (f) L. Zhang, L. Liardet, J. Luo, D. Ren, M. Grätzel and X. Hu, *Nat. Catal.*, 2019, **2**, 366–373; (g) G. Guillena, D. J. Ramon and M. Yus, *Chem. Rev.*, 2010, **110**, 1611–1641; (h) K. Wang, Z. H. Deng, S. J. Xie, D. D. Zhai, H. Y. Fang and Z. J. Shi, *Nat. Commun.*, 2021, **12**, 248; (i) G. Song, D.-Z. Nong, Q. Li, Y. Yan, G. Li, J. Fan, W. Zhang, R. Cao, C. Wang, J. Xiao and D. Xue, *ACS Catal.*, 2022, **12**, 15590–15599.
- 14 D. G. Brown and J. Boström, *J. Med. Chem.*, 2015, **59**, 4443–4458.
- 15 J. Gui, C.-M. Pan, Y. Jin, T. Qin, J. C. Lo, B. J. Lee, S. H. Spergel, M. E. Mertzman, W. J. Pitts, T. E. L. Cruz, M. A. Schmidt, N. Darvatkar, S. R. Natarajan and P. S. Baran, *Science*, 2015, **348**, 886–891.
- 16 (a) C. W. Cheung and X. Hu, *Nat. Commun.*, 2016, **7**, 12494; (b) C. W. Cheung, J.-A. Ma and X. Hu, *J. Am. Chem. Soc.*, 2018, **140**, 6789–6792; (c) C. W. Cheung, M. L. Ploeger and X. Hu, *Nat. Commun.*, 2017, **8**, 14878; (d) M. L. Ploeger, A. Darù, J. N. Harvey and X. Hu, *ACS Catal.*, 2020, **10**, 2845–2854; (e) C. W. Cheung, M. L. Ploeger and X. Hu, *Chem. Sci.*, 2018, **9**, 655–659.
- 17 (a) T. V. Nykaza, J. C. Cooper, G. Li, N. Mahieu, A. Ramirez, M. R. Luzung and A. T. Radosevich, *J. Am. Chem. Soc.*, 2018, **140**, 15200–15205; (b) G. Li, T. V. Nykaza, J. C. Cooper, A. Ramirez, M. R. Luzung and A. T. Radosevich, *J. Am. Chem. Soc.*, 2020, **142**, 6786–6799.
- 18 S. Suárez-Pantiga, R. Hernández-Ruiz, C. Virumbrales, M. R. Pedrosa and R. Sanz, *Angew. Chem., Int. Ed.*, 2019, **58**, 2129–2133.
- 19 X. Guan, H. Zhu and T. G. Driver, *ACS Catal.*, 2021, **11**, 12417–12422.
- 20 G. Li, L. Yang, J. J. Liu, W. Zhang, R. Cao, C. Wang, Z. Zhang, J. Xiao and D. Xue, *Angew. Chem., Int. Ed.*, 2021, **60**, 5230–5234.
- 21 B. D. Akana-Schneider and D. J. Weix, *J. Am. Chem. Soc.*, 2023, **145**, 16150–16159.
- 22 T. Cao, Y.-P. Luo, L. Cheng, J.-L. Zhao, Q.-S. Jia, S. Zhang and X.-W. Liu, *Eur. J. Org. Chem.*, 2023, **26**, e202300494.
- 23 (a) M. R. Yadav, M. Nagaoka, M. Kashiara, R. L. Zhong, T. Miyazaki, S. Sakaki and Y. Nakao, *J. Am. Chem. Soc.*, 2017, **139**, 9423–9426; (b) F. Inoue, M. Kashiara, M. R. Yadav and Y. Nakao, *Angew. Chem., Int. Ed.*, 2017, **56**, 13307–13309; (c) M. Kashiara, M. R. Yadav and Y. Nakao, *Org. Lett.*, 2018, **20**, 1655–1658.
- 24 (a) K. Muto, T. Okita and J. Yamaguchi, *ACS Catal.*, 2020, **10**, 9856–9871; (b) K. K. Asahara, T. Okita, A. N. Saito, K. Muto, Y. Nakao and J. Yamaguchi, *Org. Lett.*, 2019, **21**, 4721–4724; (c) T. Okita, K. K. Asahara, K. Muto and J. Yamaguchi, *Org. Lett.*, 2020, **22**, 3205–3208.
- 25 (a) B. Feng, Y. Yang and J. You, *Chem. Sci.*, 2020, **11**, 6031–6035; (b) B. Feng, Y. Yang and J. You, *Chem. Commun.*, 2020, **56**, 790–793; (c) F. Zhou, F. Zhou, R. Su, Y. Yang and J. You, *Chem. Sci.*, 2020, **11**, 7424–7428.
- 26 (a) K. Chen, W. Chen, X. Yi, W. Chen, M. Liu and H. Wu, *Chem. Commun.*, 2019, **55**, 9287–9290; (b) W. Chen, K. Chen, W. Chen, M. Liu and H. Wu, *ACS Catal.*, 2019, **9**, 8110–8115; (c) L. Feng, J. Yao, L. Yu and W. Duan, Palladium-Catalyzed Denitrative *N*-Arylation of Nitroarenes with Pyrroles, Indoles, and Carbazoles, *Org. Chem. Front.*, 2022, **9**, 2351–2356; (d) J. Yao, L. Yu, W. Duan and C.-J. Li, Palladium-Catalyzed C–Si Bond Formation via Denitrative Cross-Coupling of Nitroarenes with Hexamethyldisilane, *Org. Chem. Front.*, 2023, **10**, 524–530.



- 27 (a) E. C. Neeve, S. J. Geier, I. A. I. Mkhalid, S. A. Westcott and T. B. Marder, *Chem. Rev.*, 2016, **116**, 9091–9161; (b) H. Lu, Z. Geng, J. Li, D. Zou, Y. Wu and Y. Wu, *Org. Lett.*, 2016, **18**, 2774–2776; (c) K. Yang, F. Zhou, Z. Kuang, G. Gao, T. G. Driver and Q. Song, *Org. Lett.*, 2016, **18**, 4088–4091; (d) M. Rauser, C. Ascheberg and M. Niggemann, *Angew. Chem., Int. Ed.*, 2017, **56**, 11570–11574.
- 28 G.-S. Liou, S.-H. Hsiao and H.-W. Chen, *J. Mater. Chem.*, 2006, **16**, 1831–1842.
- 29 Y. Kuwabara, H. Ogawa, H. Inada, N. Noma and Y. Shirota, *Adv. Mater.*, 1994, **6**, 677–679.

