


 Cite this: *Chem. Commun.*, 2023, 59, 13715

 Received 28th July 2023,  
Accepted 25th October 2023

DOI: 10.1039/d3cc03658h

rsc.li/chemcomm

# Intra-cluster energy transfer editing in a dual-emitting system to tap into lifetime thermometry†

 Claudia Manuela Santos Calado, Diogo Alves Gálico and Muralee Murugesu \*

**The impact of composition control and energy transfer on luminescence thermometry was investigated in a Tb<sup>III</sup>/Eu<sup>III</sup> dual-emitting molecular cluster-aggregate, known as {Ln<sub>20</sub>}. The study of lifetime dynamics sheds new light on how one can take advantage of rational planning to enhance thermometric performance and gaining insights into intriguing optical properties.**

Over the past decade, luminescence thermometry has emerged as a valuable tool for advancing remote temperature sensing. With its remarkable spatial resolution (<10 μm), high relative thermal sensitivity (>1% K<sup>-1</sup>) and rapid acquisition times, its potential applications span from biomedicine to photonics and nanoelectronics.<sup>1</sup> This technique relies on the correlation between temperature and the luminescence properties of a material, including the intensity and spectral position of emission bands, as well as the lifetime (τ) of emitting states. By analysing this thermally dependent signal, a thermometric parameter (Δ) is obtained, and its performance can be assessed using the thermal relative sensitivity (S<sub>R</sub>), as expressed in eqn (1).<sup>2</sup>

$$S_R (\%) = \left| \left( \frac{\delta \Delta}{\delta T} \right) \cdot \frac{1}{\Delta} \right| \times 100 \quad (1)$$

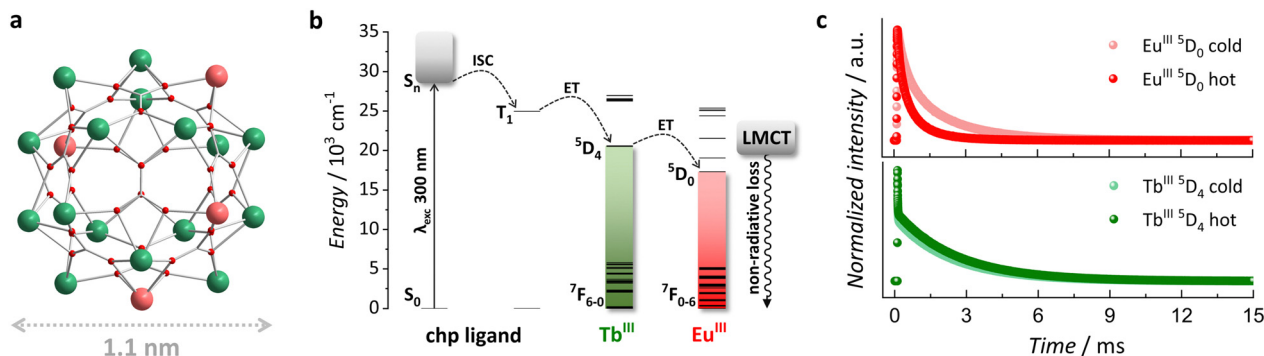
Lanthanide (Ln<sup>III</sup>)-doped materials are highly sought after in luminescence thermometry due to the distinctive optical features of 4f elements.<sup>3,4</sup> The 4f–4f electronic transitions give rise to unique emission profiles with narrow bands, displaying characteristic energy positions and long lifetimes, making them reliable thermometric parameters.<sup>1</sup> In addition, the control of luminescent processes through chemical composition and the use of established models to understand thermally induced spectral variations offer significant advantages for practical applications.<sup>5–7</sup> Among the various platforms available for designing Ln<sup>III</sup>-based luminescent thermometers, molecular cluster-aggregates (MCAs) are

particularly distinguished for their tuneable architectures and outstanding luminescent performances.<sup>8</sup> Owing to their crystalline nature, MCAs possess a rigid metal core with high-nuclearity, precise coordination environment, and uniformity within a single unit. They also allow control over energy transfer (ET) processes and their influence on optical output *via* composition control. We have previously reported a highly tuneable icosanuclear MCA with the general formula [Ln<sub>20</sub>(chp)<sub>30</sub>(CO<sub>3</sub>)<sub>12</sub>(NO<sub>3</sub>)<sub>6</sub>(H<sub>2</sub>O)<sub>6</sub>]·H<sub>2</sub>O, {Ln<sub>20</sub>}, where chp = deprotonated 6-chloro-2-pyridinol (Fig. 1a and Fig. S1, ESI†). Through composition and ET modulation, we demonstrated fine-tuning of optical properties, including downshifting and upconversion luminescence, adjustment of colour output, and their impact on promising applications such as optical barcoding and luminescence intensity ratio thermometry.<sup>7,9,10</sup>

With these studies in mind, herein we report a series of {Ln<sub>20</sub>} MCAs, namely {Eu<sub>1</sub>Tb<sub>19</sub>} (1), {Eu<sub>2</sub>Tb<sub>18</sub>} (2), {Eu<sub>3</sub>Tb<sub>17</sub>} (3) and {Eu<sub>4</sub>Tb<sub>16</sub>} (4), and investigate these molecular materials as τ-based luminescent thermometers. By carefully varying the amount of Eu<sup>III</sup> and Tb<sup>III</sup> in the composition, we achieve precise control over intra-cluster ET processes. Our main focus is to understand how these processes impact the temperature-dependent luminescence behaviour. Specifically, we aim to provide control over the decay of Eu<sup>III</sup> and Tb<sup>III</sup> emitting states to enhance the potential of our MCAs as τ-based luminescent thermometers. Using τ as a thermometric parameter offers significant advantages for data acquisition and treatment, including insensitivity to fluctuations in excitation power, light scattering, and reflections.<sup>1,11</sup> To improve the S<sub>R</sub> performance, we explore a ratiometric approach based on the ratio between Eu<sup>III</sup> <sup>5</sup>D<sub>0</sub> and Tb<sup>III</sup> <sup>5</sup>D<sub>4</sub> τ (τ<sub>Eu</sub> and τ<sub>Tb</sub>, respectively). Our dual-emitting centre MCA, with two optically active ions in the metal core, helps develop a rational understanding of τ-based thermometry and thermal sensitivity in a molecular system. Our focus is on optimizing these features by considering variations in composition and data treatment.

We prepared MCAs 1, 2, 3 and 4 according to the previously reported procedure (Table S1, ESI†).<sup>9</sup> Powder X-ray diffractograms (PXRD) confirm that the compounds are isostructural to

Department of Chemistry and Biomolecular Sciences, University of Ottawa, 10 Marie Curie, Ottawa, Ontario, K1N 6N5, Canada. E-mail: m.murugesu@uottawa.ca  
† Electronic supplementary information (ESI) available. See DOI: <https://doi.org/10.1039/d3cc03658h>



**Fig. 1** (a) Molecular core of {Ln<sub>20</sub>} MCAs. Structure shown refers to {Eu<sub>4</sub>Tb<sub>16</sub>}. Ln<sup>III</sup> are randomly assigned. Color code: green for Tb<sup>III</sup>, salmon for Eu<sup>III</sup> and red for oxygen. (b) Partial energy level diagram of {Ln<sub>20</sub>} MCAs. ISC = intersystem crossing; ET = energy transfer; LMCT = ligand-to-metal charge transfer. (c) Emission decay curves of Eu<sup>III</sup> 5D<sub>0</sub> (700 nm) and Tb<sup>III</sup> 5D<sub>4</sub> (545 nm) of {Eu<sub>1</sub>Tb<sub>19</sub>}, obtained at -5 °C (cold) and 60 °C (hot), λ<sub>exc</sub> = 300 nm.

the icosanuclear {Ln<sub>20</sub>}, which crystallizes in the  $R\bar{3}$  space group (Fig. S2, ESI<sup>†</sup>). Fourier transform infrared (FTIR) spectra show the expected molecular vibrations (Fig. S3, ESI<sup>†</sup>), while energy-dispersive X-ray spectroscopy (EDS) data qualitatively confirm the presence of Ln<sup>III</sup> ions in each MCA (Fig. S4, ESI<sup>†</sup>). ICP-OES supports the nominal chemical composition, with a good agreement between theoretical and experimental Ln<sup>III</sup> ratio. Photoluminescent studies were carried out in acetonitrile (0.1 mg mL<sup>-1</sup>), as the stability of the {Ln<sub>20</sub>} MCA in this solvent has been demonstrated by NMR spectroscopy in previous works.<sup>12</sup> Further experimental details are available in the ESI.<sup>†</sup>

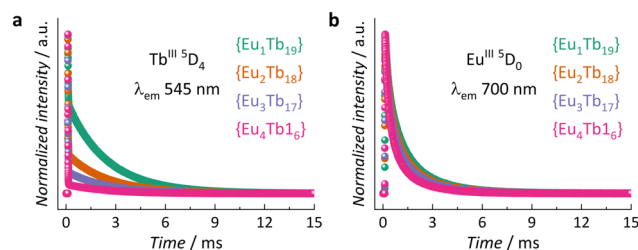
To enhance the absorption coefficient of Ln<sup>III</sup> ions, molecular systems often utilize organic ligands as “antennas” to absorb photons. Subsequently, the ligands transfer the absorbed energy to the Ln<sup>III</sup> emitting centre, populating its 4f excited states. In the {Ln<sub>20</sub>} MCA, the chp ligand plays the role of a sensitizing antenna, with triplet state (T<sub>1</sub>) energy reported at 24 961 cm<sup>-1</sup>. From that level, the luminescent processes expected for the Eu<sup>III</sup>/Tb<sup>III</sup> pair are well-known (Fig. 1b).<sup>9</sup> Due to the favourable position of Tb<sup>III</sup> 5D<sub>4</sub> excited state (≈ 20 500 cm<sup>-1</sup>) relative to chp T<sub>1</sub>, an efficient T<sub>1</sub> → Tb<sup>III</sup> ET takes place, resulting in emission bands within the visible range characteristic of Tb<sup>III</sup>. However, direct sensitization of Eu<sup>III</sup> 5D<sub>0</sub> excited state (≈ 17 500 cm<sup>-1</sup>) by chp T<sub>1</sub> is not efficient, leading to non-radiative deactivation through an Eu-based ligand-to-metal charge transfer (LMCT) state at 20 492 cm<sup>-1</sup>.<sup>12</sup> The characteristic Eu<sup>III</sup> emission bands are only observed due to an efficient Tb<sup>III</sup> → Eu<sup>III</sup> ET, which leads to the population of Eu<sup>III</sup> 5D<sub>0</sub>. Thus, Tb<sup>III</sup> acts as a bridging pathway that allows the electronic population to reach Eu<sup>III</sup> emitting state.

By changing the Tb<sup>III</sup>/Eu<sup>III</sup> composition in our MCAs series, we can assess the influence of Tb<sup>III</sup> → Eu<sup>III</sup> ET and the efficiency of this process, along with side non-radiative deactivation pathways (such as the LMCT state), on the population of both Tb<sup>III</sup> 5D<sub>4</sub> and Eu<sup>III</sup> 5D<sub>0</sub> emitting states targeted for τ thermometry (Fig. 1c). The observed τ reflects the contribution of all radiative (emission of light) and non-radiative processes (vibration, energy transfer, charge-transfer state, etc.) leading to the deactivation of an emitting state. Therefore, accounting for these processes is critical for understanding the emission dynamics, τ behaviour with temperature, and the impact on thermometric performance.

The excitation and emission spectra of all MCAs were collected at 20 °C. The presence of an intense broad band centred at 300 nm, assigned to the chp excited singlet state (S<sub>1</sub>), and the absence of noticeable 4f–4f transition bands indicate an efficient antenna effect (Fig. S5, ESI<sup>†</sup>). Under 300 nm excitation, MCAs exhibit characteristic sharp bands assigned to Tb<sup>III</sup> (5D<sub>4</sub> → 7F<sub>J</sub>, J = 6–0) and Eu<sup>III</sup> (5D<sub>0</sub> → 7F<sub>J</sub>, J = 0–4) electronic transitions (Fig. S6, ESI<sup>†</sup>). While **1** shows a higher intensity of Tb<sup>III</sup> emission bands, the rest of the series displays a higher intensity of Eu<sup>III</sup> components. This impacts the colour output of each MCA. MCA **1** displays a yellow-greenish output, while **4** exhibits an orange-reddish emission (Fig. S7, ESI<sup>†</sup>), which agrees with the change in Tb<sup>III</sup>/Eu<sup>III</sup> ion ratio in the composition. Emission decay curves of Tb<sup>III</sup> 5D<sub>4</sub> and Eu<sup>III</sup> 5D<sub>0</sub> emitting states collected at 20 °C (Fig. 2a and b) show a multiexponential decay profile due to the presence of four different crystallographic sites occupied by Ln<sup>III</sup> ions within the {Ln<sub>20</sub>} asymmetric unit. Average τ (⟨τ⟩) values were calculated from decay curves as expressed by eqn (2), where t<sub>0</sub> is the time at which the curve hits its maximum intensity (I), and t<sub>1</sub> is the time when it reaches the background.<sup>13</sup>

$$\langle \tau \rangle = \frac{\int_{t_0}^{t_1} t \cdot I(t) \cdot dt}{\int_{t_0}^{t_1} I(t) \cdot dt} \quad (2)$$

At a constant temperature (20 °C), the τ of both emitting centres shortens with an increase in Eu<sup>III</sup> content. In either case, the radiative process accounted by the observed τ is the emission of light. Regarding τ<sub>Tb</sub>, the Tb<sup>III</sup> → Eu<sup>III</sup> ET is the



**Fig. 2** Emission decay curves of {Eu<sub>1</sub>Tb<sub>19</sub>} (**1**), {Eu<sub>2</sub>Tb<sub>18</sub>} (**2**), {Eu<sub>3</sub>Tb<sub>17</sub>} (**3**) and {Eu<sub>4</sub>Tb<sub>16</sub>} (**4**) MCAs monitoring (a) Tb<sup>III</sup> 5D<sub>4</sub> (545 nm) and (b) Eu<sup>III</sup> 5D<sub>0</sub> (700 nm) emitting states. Collected at 20 °C, λ<sub>exc</sub> = 300 nm.

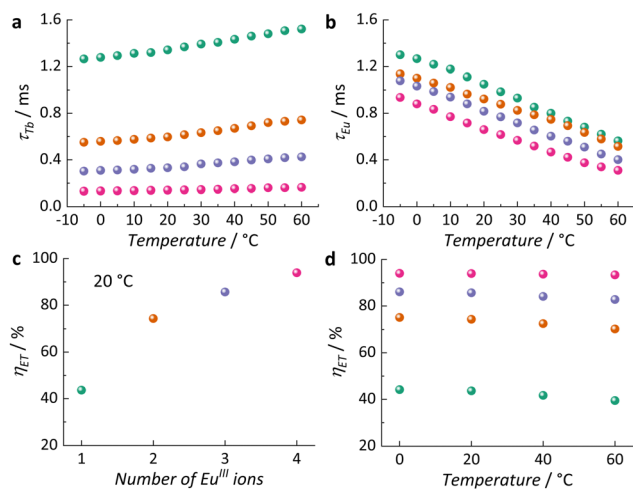
main non-radiative deactivation pathway present in all systems. Thus, a higher number of  $\text{Eu}^{\text{III}}$  ions in the MCA leads to a higher probability of ET, resulting in a faster depopulation of  $^5\text{D}_4$ . In the case of  $\tau_{\text{Eu}}$ , besides the non-radiative contribution of the LMCT state, the higher number of  $\text{Eu}^{\text{III}}$  ions leads to concentration quenching and increases the likelihood of  $\text{Eu}^{\text{III}}$  occupying different crystallographic sites, which impacts the average  $\tau$ .

To better understand these photophysical properties and assess the MCAs' potential as  $\tau$ -based luminescent thermometers, we collected variable temperature emission decay curves of  $\text{Tb}^{\text{III}}$   $^5\text{D}_4$  and  $\text{Eu}^{\text{III}}$   $^5\text{D}_0$ , ranging from  $-5$  °C to  $60$  °C (Fig. S8 and S9, ESI†). As illustrated in Fig. 3a and b,  $\tau_{\text{Tb}}$  increases with rising temperature, while  $\tau_{\text{Eu}}$  decreases under the same conditions. The trend for  $\text{Tb}^{\text{III}}$  suggests that at higher temperatures excited vibrational levels coupled with the  $\text{Tb}^{\text{III}}$   $^5\text{D}_4$  have a higher probability of being occupied, as expected according to Boltzmann distribution, leading to a slower depopulation of this emitting state. Conversely,  $\text{Eu}^{\text{III}}$   $^5\text{D}_0$  becomes more easily deactivated at higher temperatures since it increases the probability of energy loss through non-radiative routes.

To gain a deeper understanding of these characteristics and assess the efficiency ( $\eta_{\text{ET}}$ ) of  $\text{Tb}^{\text{III}} \rightarrow \text{Eu}^{\text{III}}$  ET in each system, structurally analogous MCAs were prepared by replacing the emitting  $\text{Eu}^{\text{III}}$  ions with  $\text{Gd}^{\text{III}}$ . As the first excited 4f level of  $\text{Gd}^{\text{III}}$  ( $^6\text{P}_{7/2}$ ,  $32\,200\text{ cm}^{-1}$ ) is too high in energy relative to both  $\text{chp T}_1$  and  $\text{Tb}^{\text{III}}$   $^5\text{D}_4$ , it is an optically inactive ion in this system. Thus, we were able to compare the  $\tau$  of the donor ion ( $\text{Tb}^{\text{III}}$ ) in the presence ( $\tau_a$ ) and the absence ( $\tau_0$ ) of the acceptor ion ( $\text{Eu}^{\text{III}}$ ) (Fig. S10 ESI†), and calculate  $\eta_{\text{ET}}$  using eqn (3).<sup>14</sup>

$$\eta_{\text{ET}} (\%) = \left[ 1 - \left( \frac{\tau_a}{\tau_0} \right) \right] \times 100 \quad (3)$$

As depicted in Fig. 3c, at a constant temperature (20 °C), the increase of  $\text{Eu}^{\text{III}}$  content in the MCA results in the enhancement



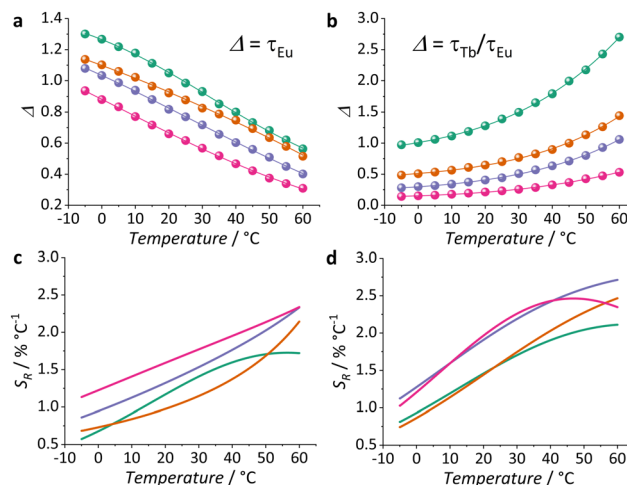
**Fig. 3** Average  $\tau$  values of (a)  $\text{Tb}^{\text{III}}$   $^5\text{D}_4$  (545 nm) and (b)  $\text{Eu}^{\text{III}}$   $^5\text{D}_0$  (700 nm) emitting states of  $\{\text{Eu}_1\text{Tb}_{19}\}$  (**1**) (green),  $\{\text{Eu}_2\text{Tb}_{18}\}$  (**2**) (orange),  $\{\text{Eu}_3\text{Tb}_{17}\}$  (**3**) (purple) and  $\{\text{Eu}_4\text{Tb}_{16}\}$  (**4**) (pink) MCAs, as well as  $\text{Tb}^{\text{III}} \rightarrow \text{Eu}^{\text{III}}$  ET efficiency ( $\eta$ ) at (c) 20 °C and (d) variable temperatures.

of  $\eta_{\text{ET}}$ , which corroborates  $\text{Tb}^{\text{III}} \rightarrow \text{Eu}^{\text{III}}$  ET as the main pathway of non-radiative depopulation of  $\text{Tb}^{\text{III}}$   $^5\text{D}_4$ . This leads to the population of  $\text{Eu}^{\text{III}}$   $^5\text{D}_0$  at the expense of  $\text{Tb}^{\text{III}}$   $^5\text{D}_4$ . In general, the efficiency of ET processes is highly influenced by temperature, with significant effects typically observed at lower temperatures ( $< 0$  °C).<sup>15</sup> In our study, as the temperature increases, the efficiency decreases (Fig. 3d and Table S2, ESI†). This effect is more pronounced in **1**, where  $\eta_{\text{ET}}$  decreases from 44.2% to 39.4%, and less evident in **4**, where it changes from 94.0% to 93.4%. The varying behaviour is attributed to the more noticeable increase in  $\tau_{\text{Tb}}$  with temperature in **1** compared to **4**.

Based on these results, we explored the tuning of intra-cluster  $\text{Tb}^{\text{III}} \rightarrow \text{Eu}^{\text{III}}$  ET of our series of MCAs to investigate their potential as  $\tau$ -based thermometers. More specifically, we decided to take advantage of the two  $\tau$  with different tendencies in our systems to investigate their suitability for ratiometric thermometry. We chose as  $\Delta$  the ratio between  $\tau_{\text{Tb}}/\tau_{\text{Eu}}$ , and also  $\tau_{\text{Eu}}$  itself for comparison purposes, on the premise that the opposite trends of  $\text{Tb}^{\text{III}}$  and  $\text{Eu}^{\text{III}}$ , where  $\tau_{\text{Tb}}$  increases and  $\tau_{\text{Eu}}$  decreases according to temperature, would have a positive impact on sensitivity and favour a higher  $S_R$ .

The temperature dependence of  $\Delta$  is shown in Fig. 4a and b. A logistic function (eqn (S1), ESI†) was used for the mathematical fitting of  $\Delta$  values. It is valid to point out that this function has no physical meaning and was used just for fitting purposes. To evaluate the thermometric performance,  $S_R$  curves were obtained by applying the fitted function to eqn (1). Further details about thermometry data treatment, including thermal resolution (Fig. S11, ESI†), are available in the ESI.†

Using only  $\tau_{\text{Eu}}$  as a  $\Delta$ , we observe an enhancement of  $S_R$  according to the increase of  $\text{Eu}^{\text{III}}$  ions in the MCA composition. While **1** shows a maximum  $S_R$  ( $S_{R\text{max}}$ ) value of  $1.7\% \text{ °C}^{-1}$  at  $60$  °C, at this same temperature, **4** displays an  $S_{R\text{max}}$  of



**Fig. 4** Temperature dependence of (a)  $\tau_{\text{Eu}}$  and (b)  $\tau_{\text{Tb}}/\tau_{\text{Eu}}$  ratio as thermometric parameters ( $\Delta$ ) of MCAs  $\{\text{Eu}_1\text{Tb}_{19}\}$  (**1**) (green),  $\{\text{Eu}_2\text{Tb}_{18}\}$  (**2**) (orange),  $\{\text{Eu}_3\text{Tb}_{17}\}$  (**3**) (purple) and  $\{\text{Eu}_4\text{Tb}_{16}\}$  (**4**) (pink). Inserted lines show the mathematical fitting of logistic function. Relative thermal sensitivities ( $S_R$ ) of (c)  $\tau_{\text{Eu}}$  and (d)  $\tau_{\text{Tb}}/\tau_{\text{Eu}}$  ratio are also given for the MCAs with the same color scheme.

2.3% °C<sup>-1</sup>. This behaviour is somehow expected once the LMCT state quenching depends on the number of Eu<sup>III</sup> present. Since this is the main non-radiative deactivation pathway of Eu<sup>III</sup> <sup>5</sup>D<sub>0</sub>, it will govern the temperature dependence of  $\tau_{\text{Eu}}$ . On top of that, the increase of  $\eta_{\text{ET}}$  seems to favor a higher  $S_{\text{R}}$ . However, a beneficial impact on thermometry is observed only to a certain extent, as **3** and **4** exhibit the same trend and  $S_{\text{Rmax}}$  values.

When we consider the  $\tau_{\text{Tb}}/\tau_{\text{Eu}}$  ratiometric approach and compare it to  $\tau_{\text{Eu}}$  data (single approach), an interesting improvement of  $S_{\text{Rmax}}$  is observed. While **1** displays  $S_{\text{Rmax}}$  of 2.1% °C<sup>-1</sup>, **3** shows a value of 2.7% °C<sup>-1</sup>, both at 60 °C. This represents an enhancement higher than 22% for **1** and 15% for **3** in comparison to the single approach. Within the ratiometric approach and considering the trend observed for the other MCAs, **4** shows a slight reduction in performance, with  $S_{\text{Rmax}}$  of 2.5% °C<sup>-1</sup> at 45 °C. In this case, in addition to the thermally-driven effect of LMCT on  $\tau_{\text{Eu}}$ , we also have to consider the behaviour of  $\tau_{\text{Tb}}$  itself. For all compositions,  $\tau_{\text{Tb}}$  exhibits a considerable increase according to temperature. The highest increase is observed for **3** (37%), while **4** (22%) has the lowest. Therefore, the degree of  $\tau_{\text{Tb}}$  temperature susceptibility greatly impacts the ratiometric approach outcome. While  $\tau_{\text{Tb}}/\tau_{\text{Eu}}$  improves the thermometric performance, one must consider how much advantage can be practically derived from each specific system being explored.

The values of  $S_{\text{Rmax}}$  obtained in this study are comparable to those observed for other  $\tau$ -based thermometers (Table S4, ESI<sup>†</sup>), ranging from nanoparticles to molecular compounds. Notably, our MCAs exhibit significantly better performance than other reported molecular systems. To the best of our knowledge, this is the first time  $\tau$  has been employed as a thermometric parameter for a Ln<sup>III</sup>-based MCA. This result highlights the unique advantages of MCAs as they strike a balance between nanoparticles and molecular systems, combining high nuclearity in a nanometric size with precise control over composition and coordination environment. We anticipate that the insights gained from this study will pave the

way for the development of other dual-centre systems with potential for  $\tau$ -based thermometry.

This work was supported by the Canadian Foundation for Innovation, and the Natural Sciences and Engineering Research Council of Canada.

## Conflicts of interest

There are no conflicts to declare.

## Notes and references

- 1 C. D. S. Brites, S. Balabhadra and L. D. Carlos, *Adv. Opt. Mater.*, 2019, **7**, 1801239.
- 2 J. Zhou, B. Rosal, D. Jaque, S. Uchiyama, D. Jin, B. del Rosal, D. Jaque, S. Uchiyama and D. Jin, *Nat. Methods*, 2020, **17**, 967–980.
- 3 A. Skripka, A. Benayas, R. Marin, P. Canton, E. Hemmer and F. Vetrone, *Nanoscale*, 2017, **9**, 3079–3085.
- 4 D. M. Lyubov, A. N. Carneiro Neto, A. Fayoumi, K. A. Lyssenko, V. M. Korshunov, I. V. Taydakov, F. Salles, Y. Guari, J. Larionova, L. D. Carlos, J. Long and A. A. Trifonov, *J. Mater. Chem. C*, 2022, **10**, 7176–7188.
- 5 A. Ćirić and M. D. Dramićanin, *J. Lumin.*, 2022, **252**, 119413.
- 6 L. Li, X. Tang, Z. Wu, Y. Zheng, S. Jiang, X. Tang, G. Xiang and X. Zhou, *J. Alloys Compd.*, 2019, **780**, 266–275.
- 7 D. A. Gálico and M. Murugesu, *Angew. Chem., Int. Ed.*, 2022, **61**, e202204839.
- 8 D. A. Gálico, C. M. S. Calado and M. Murugesu, *Chem. Sci.*, 2023, **14**, 5827–5841.
- 9 D. A. Gálico, A. A. Kitos, J. S. Ovens, F. A. Sigoli and M. Murugesu, *Angew. Chem., Int. Ed.*, 2021, **60**, 6130–6136.
- 10 D. A. Gálico, R. Ramdani and M. Murugesu, *Nanoscale*, 2022, **14**, 9675–9680.
- 11 K. Elzbieciak-Piecka, J. Drabik, D. Jaque and L. Marciniak, *Phys. Chem. Chem. Phys.*, 2020, **22**, 25949–25962.
- 12 D. A. Gálico and M. Murugesu, *ACS Appl. Mater. Interfaces*, 2021, **13**, 47052–47060.
- 13 W. M. Yen, S. Shionoya and H. Yamamoto, *Phosphor handbook*, CRC Press, 2nd edn, 2007, pp. 844–885.
- 14 C. Piguet, J. C. G. Bünzli, G. Bernardinelli, G. Hopfgartner, A. F. Williams, J. C. G. Bünzli, G. Bernardinelli and G. Hopfgartner, *J. Am. Chem. Soc.*, 1993, **115**, 8197–8206.
- 15 D. Zhao, D. Yue, L. Zhang, K. Jiang and G. Qian, *Inorg. Chem.*, 2018, **57**, 12596–12602.