



Cite this: *Dalton Trans.*, 2018, **47**, 10553

Platinum(IV) azido complexes undergo copper-free click reactions with alkynes†

Nicola J. Farrer,^a Gitanjali Sharma,^a Rachel Sayers,^a Evyenia Shaili^b and Peter J. Sadler^b

We report our investigations into the first examples of copper-free 1,3-dipolar cycloaddition (click) reactions of electrophiles with a Pt^{IV} azido complex. The Pt^{IV} azido complex *trans, trans, trans*-[Pt^{IV}(py)₂(N₃)₂(OH)₂] (**1**) was reactive towards dimethyl acetylenedicarboxylate (DMAD) (**2**), diethyl acetylenedicarboxylate DEACD (**3**), *N*-[(1*R*,8*S*,9*S*)-bicyclo[6.1.0]non-4-yn-9-ylmethylloxycarbonyl]-1,8-diamino-3,6-dioxaoctane (BCN) (**11**) and dibenzocyclooctyne-amine (DBCO) (**12**) resulting in formation of the corresponding mono (a) and bis-substituted (b) complexes. Complexes of **2** undergo further reactions between the Pt centre and the carbonyl group to form **2a'** and **2b'**. This is not seen for the products of the corresponding Pt^{II} azido complex *trans*-[Pt(py)₂(N₃)₂] with acetylene **2**. Novel complexes **2a'**, **2b'**, **11a** and **11b** have been characterised by multinuclear NMR, IR and UV-vis spectroscopy and ESI-MS. These reactions represent new synthetic routes to novel Pt(IV) complexes.

Received 6th November 2017,

Accepted 5th January 2018

DOI: 10.1039/c7dt04183g

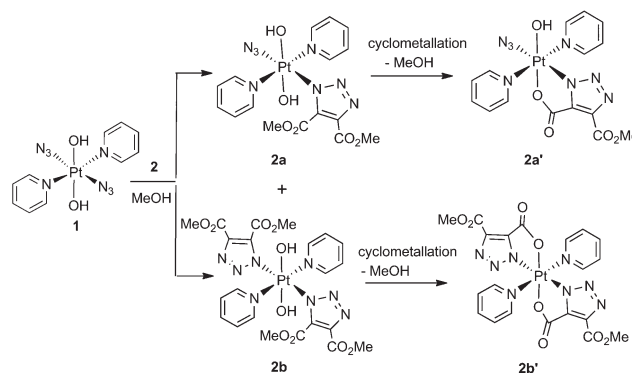
rsc.li/dalton

Introduction

Copper-free, azide-alkyne cycloaddition (“click”) reactions typically take place under mild conditions^{1,2} and provide a tantalising route to modify ligands which are coordinated to a metal centre. Since the conditions are well-tolerated by most functional groups, the reaction can be used to introduce sensitive functionality to complexes at a late stage. By avoiding the use of cytotoxic copper salts it is particularly suitable for complexes with eventual biological applications.³ Metal azido complexes have a rich cycloaddition chemistry.^{4–6} A range of d-block azido complexes, including those of Mn(I),^{7,8} Fe(III),⁹ Pd(II),¹⁰ Pt(II),^{10–15} Rh(III)¹⁶ and Au(I),¹⁷ have been reported to undergo copper-free 1,3-dipolar cycloaddition or “click” reactions with carbon-carbon and carbon-heteroatom functional groups such as alkynes, isocyanides, isonitriles, nitriles, carbon disulphides and isothiocyanates. Electron-deficient alkynes such as dimethyl acetylenedicarboxylate (DMAD) and diethyl acetylenedicarboxylate (DEACD) are relatively reactive: Mo(II),^{16,18} Co(III),¹⁹ Fe(III),^{19,20} Ru(II),^{20–25} Pd(II)^{26–28} and Ta²⁹ azido complexes all react with DMAD. Strain-promoted azide-alkyne cycloadditions (SPAAC)^{30,31} are also an effective method

for derivatising azido complexes.³² Click reactions between metal azides and alkynes have been used to form Pt(II) heterometallic arrays with Au(I)¹⁵ or Re/Rh,³³ in the development of new catalysts (Ru)²¹ and metalloenzyme inhibitors (Co(III), Fe(III), Ni(II)),¹⁹ and to synthesise peptide bioconjugates (Au(I)) targeted to mitochondria.³ Azolato-bridged platinum complexes show promising anti-cancer activity,³⁴ and 1,2,3-triazole ligands themselves have a wide-range of potential applications including in biomedical³⁵ and materials chemistry.³⁶

Our interest in these reactions stems from our investigations of photoactivatable platinum(IV) azido anti-cancer complexes such as *trans,trans,trans*-[Pt(N₃)₂(OH)₂(py)₂] (**1**, Scheme 1). Complex **1** is inert in the absence of light, but shows potent cytotoxicity towards cancer cell lines upon



Scheme 1 Reaction of **1** with DMAD (**2**).

^aChemistry Research Laboratory, University of Oxford, 12 Mansfield Road, Oxford, OX1 3TA, UK. E-mail: Nicola.Farrer@chem.ox.ac.uk; Tel: +44 (0)1865 285155

^bDepartment of Chemistry, University of Warwick, Gibbet Hill Road, Coventry, CV4 7AL, UK

† Electronic supplementary information (ESI) available: Synthesis and characterisation of Pt(II) complexes, UV-vis, IR spectra, ESI-MS/MS. See DOI: 10.1039/c7dt04183g



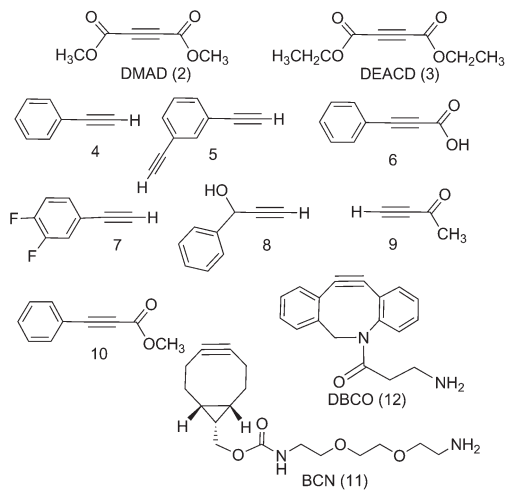


Fig. 1 Commercially available alkynes investigated for their reactivity towards *trans,trans,trans*-[Pt(N₃)₂(OH)₂(py)₂] (1): DMAD (2), DEACD (3), *N*-[(1*R*,8*S*,9*s*)-bicyclo[6.1.0]non-4-yn-9-ylmethylloxycarbonyl]-1,8-diamino-3,6-dioxaoctane and BCN (11) dibenzocyclooctyne-amine, DBCO (12) were reactive, whereas phenylacetylene (4); 1,3-diethynylbenzene (5); phenylpropionic acid (6); 3,4-difluorophenylacetylene (7) 1-phenyl-2-propyn-1-ol (8); 3-butyn-2-one (9) and 4-phenyl-3-butyn-2-one (10) were not.

irradiation with visible light.³⁷ The mechanism of cell death may be due to the formation of a number of different species including azido radicals, nitrenes and singlet oxygen,^{38,39} and it is not clear whether both azido groups are necessary for the photocytotoxic effect. The synthetic route to these complexes involves oxidation from Pt^{II} to Pt^{IV} with H₂O₂, a step which is incompatible with a number of sensitive functional groups. The capacity for derivatising one (or both) azido groups on a Pt^{IV} centre through click chemistry therefore provides a route to a wide array of functionality, and the reaction itself is biologically compatible. It can be used to produce Pt^{IV} mono azido complexes, a relatively unexplored class of compounds. Whilst there are reports of Pt^{II} azido complexes undergoing click reactions, there are none for Pt^{IV} systems, which are anticipated to react significantly more slowly.

We report the results of our investigation of the reactions of *trans*-[Pt^{II}(N₃)₂(py)₂] and *trans,trans,trans*-[Pt^{IV}(N₃)₂(OH)₂(py)₂] (1) with a range of internal and terminal alkynes (Fig. 1) including (to the best of our knowledge) the first cycloaddition reactions of a Pt^{IV} azido complex.

Results and discussion

We have previously reported a number of *cis*- and *trans*-Pt^{IV} azido complexes of the form [Pt(N₃)₂(R)₂(amine₁)(amine₂)₂] (where R = OH, OAc);^{40–42} complex 1 was chosen for cycloaddition investigations since it is readily synthesisable on a large scale, displays good solubility in water and a range of organic solvents and possesses convenient NMR spectroscopic handles. Initial experiments with the Pt^{II} precursor complex

trans-[Pt(py)₂(N₃)₂] indicated reactivity towards DMAD and DEACD which encouraged us to investigate the reactivity of complex 1.

Preparation of the Pt^{II} and Pt^{IV} azido complexes

The Pt^{II} and Pt^{IV} azido complexes were synthesised as previously described.³⁷ All reactions and manipulations were carried out so as to avoid unnecessary exposure to light.

Reactivity of *trans*-[Pt^{II}(N₃)(py)₂] and 1 towards alkynes

Pt^{II} azide complexes are known to adopt various bonding modes and may also undergo a range of reactions as an alternative to cycloaddition. Ligand substitution – for example, substitution of an azide for an alkyne – instead of the anticipated cycloaddition has been reported for the complex *cis*-[Pt(N₃)₂(PPh₃)₂] under microwave irradiation with HC≡CR (R = Ph, *p*-MeC₆H₄) at 100 °C.⁴³ In the reaction of [Pd(PPh₃)₂(N₃)₂] with DMAD (the Pt^{II} derivative has not been investigated), a triazole-bridged dimer was obtained, which was recrystallised in the presence of PPh₃ to give the bis substituted species [Pd(PPh₃)₂(triazole)₂].²⁶ In light of this product diversity, we considered a number of possible products in our investigations.

Furthermore, for several of the alkynes further reactivity following triazole formation was possible, due to the presence of reactive ligand-based groups. We also considered the possibility of N1–N2 rearrangement of the resulting triazole: several ruthenium azides have reacted with DMAD to produce N2-triazole species,^{21,24,32,44} as confirmed by X-ray crystallography, however, no literature examples of monodentate Pt^{II}/Pt^{IV} triazoles could be found for us to draw comparisons with; for those Pt^{II} triazoles with chelating groups on the triazole ligand both N1 and N2 coordination has been previously observed, depending on the influence of the chelating group.⁴⁵

The Pt^{II} complex *trans*-[Pt(N₃)₂(py)₂] reacted with DMAD (2) in MeOH (35 °C) to give the mono (*trans*-[Pt(C₆H₆N₃O₄)(N₃)(py)₂]) and bis (*trans*-[Pt(C₆H₆N₃O₄)₂(py)₂]) substituted complexes in which both ester groups remained intact (ESI[†]). The ¹⁹⁵Pt NMR resonance of the mono substituted complex *trans*-[Pt(C₆H₆N₃O₄)(N₃)(py)₂] was seen at –2219 ppm (*d*₃-MeCN), approximately half-way between the starting material *trans*-[Pt(N₃)₂(py)₂] (–2122 ppm, *d*₆-acetone)³⁷ and the bis triazole complex *trans*-[Pt(C₆H₆N₃O₄)₂(py)₂] (–2331 ppm, *d*₆-acetone). The ¹H NMR spectrum for the mono-substituted complex showed only one OMe environment, and no nOe correlation was observed between the pyridine protons and the OMe group. The ¹⁴N NMR spectrum of the bis substituted Pt^{II} complex revealed that the characteristic sharp N_β and N_γ resonances (where assignment is Pt–N_αN_βN_γ) at 230 ppm and 135 ppm were absent, consistent with loss of azido groups (Fig. S1[†]). Whilst a characteristic azido absorbance (2043 cm^{–1}) was still observed for the mono substituted complex *trans*-[Pt(C₆H₆N₃O₄)(N₃)(py)₂], this IR absorbance was absent in the bis triazole.

We investigated the stability of the Pt^{II} triazole complexes in a number of different solvents; both the mono and bis triazole complexes were unstable in *d*₆-acetone, CDCl₃, and *d*₃-



MeCN, slowly converting over time to new species, such that NMR spectroscopic experiments needed to be run shortly after sample preparation.

The Pt^{IV} complex **1** showed no reactivity stirring at 35 °C, up to 7 d, with 5 eq. alkyne towards phenylacetylene (**4**); 1,3-diethynylbenzene (**5**); phenylpropionic acid (**6**); 3,4-difluorophenylacetylene (**7**); 1-phenyl-2-propyn-1-ol (**8**); 3-butyne-2-one (**9**) and 4-phenyl-3-butyne-2-one (**10**). However, it was reactive in different solvents (including acetone, MeOH, EtOH, MeCN, CHCl₃ and THF) towards a number of alkynes: dimethyl acetylenedicarboxylate DMAD (**2**), diethyl acetylenedicarboxylate DEACD (**3**), *N*-[(1*R*,8*S*,9*S*)-bicyclo[6.1.0]non-4-yn-9-ylmethyl-oxycarbonyl]-1,8-diamino-3,6-dioxaoctane, BCN (**11**) and dibenzocyclooctyne-amine DBCO (**12**) (Fig. 1).

Dimethyl acetylenedicarboxylate (DMAD, **2**) and diethyl acetylenedicarboxylate (DEACD, **3**) products

Complex **1** reacted with **2** in MeOH to produce the cyclometallated species **2a'** (1.1 eq. **2**, 35 °C, 4 d) and **2b'** (5 eq. **2**, 35 °C, 3 d), *via* intermediates **2a** and **2b** (Scheme 1).

The Pt^{IV} complex **1** reacted more slowly than its Pt^{II} precursor *trans*-[Pt^{II}(N₃)₂(py)₂] with **2**, taking approximately twice as long under similar conditions to achieve conversion to products, as judged by ¹H NMR spectroscopy. The initial complex **2a** was detected by HPLC in trace amounts as the [2a + Na]⁺ adduct at 636.11 *m/z* (model 636.09 *m/z*) but was not isolated in sufficient quantity for further analysis. Following isolation, the cyclometallated derivative complex **2a'** was indefinitely stable in D₂O.

Both ¹³C and ¹H NMR spectra of **2a'** were consistent with attack of the axial hydroxide on the ester group and elimination of MeOH, with a sharp singlet resonance corresponding to a single methyl group (3H) being observed at 3.78 ppm. The ¹³C NMR spectrum for **2a'** revealed inequivalent triazole ¹³C resonances at 138.4 ppm and 136.1 ppm. The ¹⁹⁵Pt NMR spectroscopic resonance in D₂O was 91 ppm lower for **2a'** (873 ppm) than for **1** (964 ppm) indicating increased shielding of the Pt centre.³⁷ The ¹⁴N NMR spectrum of **2a'** (Fig. S2†) was consistent with the proposed structure but afforded little additional structural information. The triazole ¹⁴N resonances may, like N_α in coordinated azide (Pt–N_α–N_β–N_γ) be exceptionally broad, and/or may superimpose with either the N_β (229.0 ppm) or the N_γ/N_{py} (164.6 ppm) resonances, both of which were considerably broader than for **1**.⁴⁶ IR spectroscopy confirmed the presence of azide in the mono substituted products, in which the Pt–N₃ group gave a sharp IR absorbance *ca.* 2047 cm⁻¹. Formation of bis substituted **2b'** resulted in loss of the azido IR peak, compared with the mono substituted **2a'** (Fig. S3†).⁴⁷ Complex **1** also reacted with DEACD (**3**) to produce the corresponding cyclometallated mono (**3a'**) and bis (**3b'**) species, at a slower rate than seen for the reaction with DMAD (**2**).

MS/MS fragmentation studies of DMAD products **2a**, **2a'**, **2b** and **2b'** derivatives revealed that for complexes containing non-cyclometallated triazoles (**2a**, **2b**) these triazole ligands dissociated intact (Fig. 2(a) and S4†). For the cyclometallated

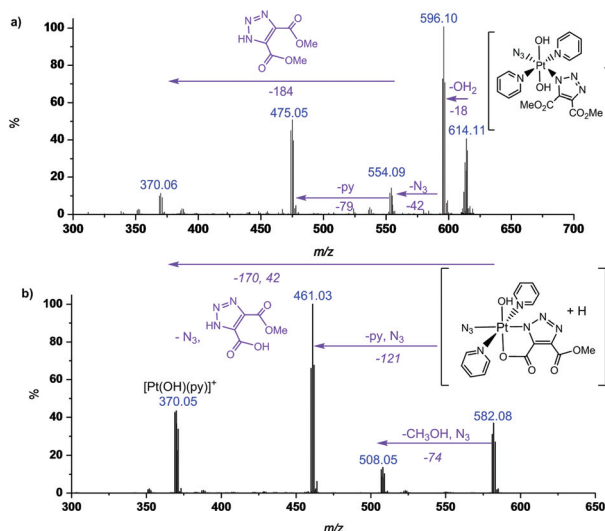


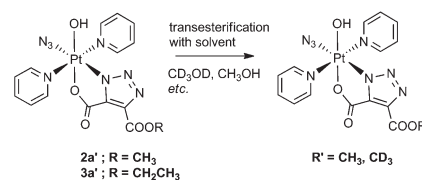
Fig. 2 MS/MS of (a) **2a** (614.11 *m/z*, [Pt(N₃)(C₆H₆N₃O₄)(OH)₂(py)₂ + H]⁺, model 614.10 *m/z*) and (b) **2a'** ([Pt(N₃)(C₅H₃N₃O₄)(OH)(py)₂ + H]⁺, model 582.08 *m/z*) showing fragmentation through loss of intact ligand for **2a** and cyclometallated ligand for **2a'**.

complex **2a'** the triazole ligand dissociated by forming the hydroxy species Fig. 2(b); MS/MS of the bis-substituted monocyclometallated intermediate between **2b** and **2b'** was also investigated (Fig. S5†); this fragmented through loss of both the cyclometallated and non-cyclometallated triazole ligands.

Transesterification

We observed transesterification between the DEACD triazole ligand and the solvent when the cycloaddition reaction between **1** and **3** was carried out in *d*₄-MeOH, replacing the remaining –OCH₂CH₃ group with –OCD₃ (Scheme 2). This was detected by ESI-MS as the [M + Na]⁺ adduct [Pt(N₃)(py)₂(OH)(N₃C₃O₄D₃) + Na]⁺ at 607.08 *m/z* (model 607.08 *m/z*) (Fig. S6†). This species fragmented by MS/MS, showing loss of pyridine and N₃ to give the fragment [Pt(py)(OH)(N₃C₃O₄D₃) + Na]⁺ at 486.04 *m/z* as well as further fragmentation through loss of the intact cyclised deuterated ligand, giving the [Pt(OH)(py) + Na]⁺ ion at 314.00 *m/z*.

A similar transesterification was observed for DMAD derivatives in *d*₄-MeOH – this could be prevented by conducting reactions and NMR spectroscopic experiments in appropriate solvents.



Scheme 2 Transesterification of complexes **2a'** and **3a'** with alcoholic solvent.



Subsequent reactivity

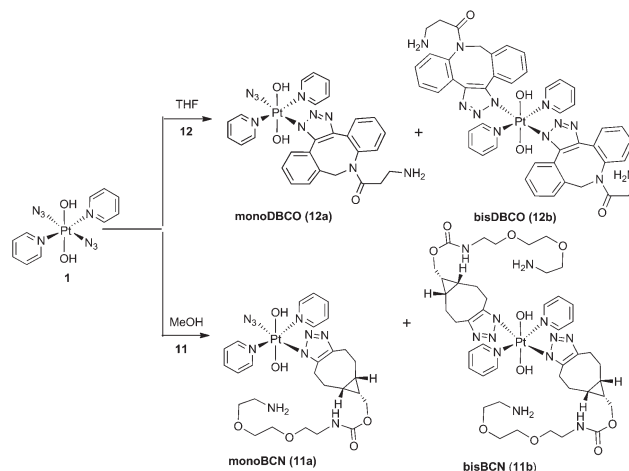
In addition to cyclometallation and transesterification, the complexes also displayed further solvent-dependent reactivity. Although D_2O and d_4 -MeOH solutions of **2a'** were stable (with the exclusion of light) in $CDCl_3$ a conversion from **2a'** to **2a''** was observed. Under extended reaction times (7 d) in MeOH similar reactivity was observed; yellow **2a'** converted completely to off-white **2a''** (insoluble in D_2O). The ^{195}Pt NMR resonance of **2a''** in $CDCl_3$ (764 ppm) was more shielded than for **2a'** (832 ppm) (ESI^+). ^{14}N NMR spectra of **2a'** and **2a''** were not sufficiently diagnostic (Fig. S2 †). IR N_3 azide absorbances (2046 cm^{-1} and 2047 cm^{-1}) were essentially the same in strength and frequency for **2a'** and **2a''** and slightly higher than for the parent complex **1** (2032 cm^{-1}).⁴⁷ Compound **2a''** had the same 1H NMR spectral integral ratios between pyridyl and the OCH_3 group as for **2a'**, indicating that the ester group was retained, but the pyridine H_o protons had become deshielded.

Bis-substituted **2b'** was insoluble in D_2O , MeOH and d_6 -acetone but soluble in MeCN and $CDCl_3$, giving rise to a ^{195}Pt NMR resonance at 840 ppm ($CDCl_3$). Complex **2b'** was also unstable in $CDCl_3$, converting over a few days to **2b''**. Complex **2b''** exhibited inequivalent methyl 1H NMR spectroscopic environments with 3H of the singlet corresponding to the remaining OCH_3 ester groups moving from 3.91 ppm to 3.88 ppm (ESI^+). A new pyridyl environment was also observed, with $2H_{Pyortho}$ protons becoming deshielded (moving from 8.85 ppm to 8.94 ppm) and corresponding new H_m and H_p resonances overlapping with the existing resonances. Complex **2b''** was only sparingly soluble in $CDCl_3$, precipitating from solution over time. As with **2a'**, the dominant $ESI-MS$ species were essentially unchanged during the transformation.

Although precedent suggests that a Pt–N1-bound triazole may isomerise to a more thermodynamically stable N2-bound complex³² we suggest that the steric requirements of the cyclometallated ring in **2a'** and **2b'** makes N1 to N2 triazole rearrangement unlikely. Further investigations are ongoing to define the precise speciation of **2a''** and **2b''**.

BCN products

Complex **1** reacted with BCN (**11**) in MeOH to give mono (**11a**) and bis (**11b**) substituted products (Scheme 3). Products **11a** and **11b** were soluble in both H_2O and MeOH. The ^{13}C NMR spectra of **11a** revealed the two alkyl carbons at 146.6 ppm and 142.4 ppm with characteristic ^{195}Pt satellites and couplings of 27 Hz and 33 Hz, respectively (Fig. 3). This is consistent with the observation that within Pt-pyridyl systems we commonly observe $^3J_{PtC}$ couplings of this magnitude to C_{meta} , and we typically do not observe platinum couplings to Py_{ortho} or Py_{para} . For **11a**, the inequivalence of these alkyl ^{13}C resonances could indicate N1 rather than N2 coordination of the triazole ring (Fig. 3). For **11b** resonances corresponding to the two alkyl carbons were seen at 146.8 ppm and 142.1 ppm, indicating similar coordination as seen for **11a**, but for **11b** the ^{195}Pt coupling on these resonances could not be resolved.



Scheme 3 Reaction of **1** with **11** and **12**.

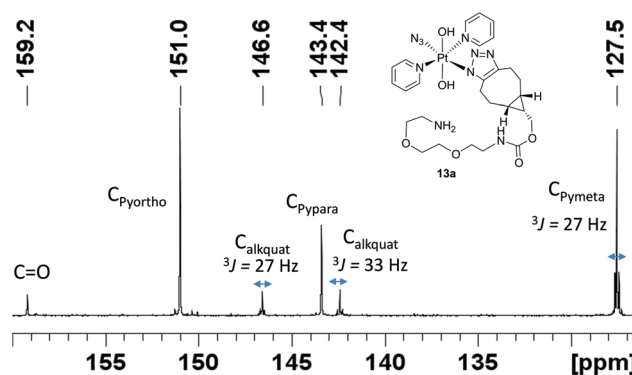


Fig. 3 ^{13}C NMR (d_4 -MeOH) spectrum of **11a** showing ^{195}Pt satellites.

MS/MS experiments with $[mono-(11a) + H]^+$ (796.2 m/z) showed fragmentation through loss of the various charged (N_3^- , OH^- , triazole *etc.*) and neutral (py) ligands; the triazole ligand did not readily dissociate from the $[M + H]^+$ species to give the $[M - triazole]^+$ fragment, but a stable fragment $[Pt(OH)(py)_2]^+$ was detected at 370.052 m/z , indicating it was possible to remove the triazole ligand in association with other ligands. MS/MS experiments with $[bis-(11b) + H]^+$ (1120.5 m/z) gave similar fragmentation to the mono species regarding ready loss of H_2O (1102.473 m/z) – a common pathway for Pt dihydroxido species (*e.g.* **2a** in Fig. 2). Complex $[bis-(11b) + H]^+$ also showed loss of pyridine ligands to give $[Pt(triazole)(triazole - H) + py]^+$ at 1005.423 m/z and $[Pt(triazole)(triazole - H)]^+$ at 926.384 m/z in which it is assumed one of the amine groups of the BCN ligand provides stabilisation to the Pt centre; for both **11a** and **11b** species the common $[Pt(triazole - H)]^+$ fragment was detected around 560.17 m/z .

Dibenzocyclooctyne-amine (DBCO) products

Since DBCO **12** was insoluble in MeOH, complex **1** was reacted with **12** in THF, producing both mono- (**12a**) and bis- (**12b**) substituted products (Scheme 3) which showed good agreement



with HRMS isotope models (Fig. S8†). Despite concerted efforts with a range of different conditions, the compounds showed poor chromatographic resolution by HPLC and only small quantities of mono-(**12a**) were obtained, sufficient for ESI-MS studies.

MS/MS experiments with [**12a** + H]⁺ (748.2 *m/z*) revealed loss of neutral molecules (H₂O, py) and the residual azido ligand, and fragmentation was consistent with previous MS/MS experiments of complex **1**.³⁷ As for the BCN derivatives, the [M – triazole]⁺ species was not detected around 472 *m/z*, indicating that the triazole was relatively tightly bound.

Rates of reaction and purification of products

Compared to Pd^{II}, Pt^{II}, Ru^{II}³² and Au azido complexes, the rates of cycloadditions of **1** with alkynes **2**–**3** and **11** were relatively slow. Although they did proceed at room temperature, gentle heating (35 °C) was typically employed. To proceed in the absence of a catalyst, these cycloaddition reactions typically require an electron-rich azide and an electron-deficient alkyne. Electron-withdrawing groups on the alkyne lower the level of the LUMO, therefore promoting the reaction. The reactions of **1** with alkynes **2**, **11**, and **12** resulted in a mixture of mono and bis substituted products which in some cases then further converted to additional rearrangement species. The reactions with strained alkynes **11** and **12** proceeded significantly faster (within 24 h at 35 °C) than for the electron deficient alkyne **2** and there was no evidence of decomposition to Pt(0) or cyclometallation. Mono triazole adducts were typically pale yellow, with bis triazole adducts off-white. This was consistent with the UV-vis and IR data, and partial or total loss of the azido group. Attempts to isolate complexes in high purity using standard techniques were aided by mass-directed preparative HPLC. A range of HPLC columns under neutral (and basic – where compatible) conditions were investigated: Atlantis, Hypersil, Sunfire and X-bridge OBD. The best purification results for the complexes were obtained using mass-directed purification on a Waters X-Bridge OBD column, eluting with H₂O + 0.1% NH₄OH (pH 9)/MeCN + 0.1% NH₄OH.

We have previously reported DFT and TDDFT analysis of complex **1**; the absorbance in the UV-vis region is dominated by ¹LMCT (N₃ → Pt) and mixed ¹LMCT/³IL (OH → Pt, N₃; IL = interligand) transitions.³⁷ UV-vis spectroscopy of the click products were consistent with partial (mono) and complete loss (bis) of the azido absorbances, compared to the starting complex **1** (Fig. S7†) and resulted in a reduced absorption *ca.* 300 nm.

Experimental

General procedures

Materials. K₂[PtCl₄] was purchased from Precious Metals Online. HPLC-grade solvents and Millipore filtered H₂O were used for the preparation and purification of compounds by HPLC. All other reagents were purchased from Sigma-Aldrich

and used as received. (IM) indicates use of a nylon syringe filter (pore size 0.2 μM). All manipulations were carried out under reduced lighting and solutions were prepared stored and handled with minimal exposure to light. **NMR spectroscopy.** Due to the potential photosensitivity of the compounds, amberised NMR spectroscopy tubes (Goss Scientific) were used. ¹³C NMR: acquired on a Bruker AVII 500 MHz spectrometer equipped with a z-gradient triple resonance inverse ¹H/¹⁹F(¹³C) TXI probe and referenced internally to residual solvent where possible or externally to TMS in CDCl₃. All other NMR spectra were acquired on a Bruker AVIIIHD 500 MHz (¹H: 500.13 MHz), a Bruker AVIIIHD 400 nanobay, or a Bruker AV111-600 spectrometer at 298 K and processed using Topspin 3.2. *J* values are quoted in Hz. All chemical shift (δ) values are given in parts per million. ¹H NMR: chemical shifts were referenced to residual solvent. ¹⁹⁵Pt NMR: chemical shifts were externally referenced to K₂PtCl₆ in 1.5 mM HCl in D₂O (δ 0 ppm) using parameters as previously described: for spectra of Pt^{IV} species directly bonded to quadrupolar ¹⁴N, typical parameters used were *d*₁ = 0 s, TD 2k, DE 10 μs, 256k scans.³⁷ Data were processed with a LB of 50 Hz. ¹⁴N NMR: chemical shifts were externally referenced to [¹⁴N]NH₄Cl (1.5 M) in 1 M HCl with a D₂O coaxial insert and processed with a qfil baseline correction. **Mass spectrometry: low resolution ESI-MS:** obtained with a Waters Micromass LCT Premier XE spectrometer. **HRMS:** obtained with a ThermoFisher Exactive Plus with a Waters Acuity UPLC system. **MS/MS experiments:** were performed on an Acuity UPLC in flow injection analysis mode, equipped with a Waters Xevo G25 QTOF. All MS data were processed using MassLynx 4.0. **HPLC:** were performed with a Waters Autopurification system, equipped with a Waters X-Bridge OBD semi-prep column (5 μm, 19 mm × 50 mm), with an injection loop of 1 ml, eluting with H₂O + 0.1% NH₄OH (pH 9)/MeCN + 0.1% NH₄OH. The crude samples (in H₂O/MeCN) were filtered (nylon, 0.2 μm) and injected in 750 μL aliquots, with mass-directed purification with an ACQUITY QDa performance mass spectrometer. **UV-visible absorption spectra** were acquired with a T60U Spectrometer PG Instruments Ltd using UVWin Software or the Waters HPLC. **Elemental microanalyses** were performed by Stephen Boyer at the London Metropolitan University.

Materials and methods

Synthetic procedures

The Pt^{II} complex *trans*-[Pt^{II}(N₃)₂(py)₂] and **1** were prepared in two steps from K₂PtCl₄, *via trans*-[Pt^{II}Cl₂(py)₂]. H₂O₂ oxidation of *trans*-[Pt^{IV}(N₃)₂(py)₂] gave *trans,trans,trans*-[Pt^{IV}(N₃)₂(OH)₂(py)₂] (**1**) which was purified by HPLC before use. Analytical data was consistent with previous reports.³⁷ UV-Vis spectra and data concerning reactivity of *trans*-[Pt^{II}(N₃)₂(py)₂] are given in the ESI.†

Caution! No problems were encountered during this work, however heavy metal azides are known to be shock sensitive detonators, therefore it is essential that platinum azides compound are handled with care.



Pt^{IV} complexes

Cycloadditions with DMAD (2)

Cyclometallated trans,trans,trans-[Pt(N₃)(C₅H₃N₃O₄)(OH)(py)₂] (2a'). DMAD (2, 14.3 μl, 0.117 mmol) in MeOH (2 ml) was added to 1 (50 mg, 0.106 mmol) in MeOH (3 ml). The solution was stirred at 35 °C for 4 d before being placed on ice. Product 2a' was isolated as a yellow precipitate by filtration and rinsed with cold H₂O, MeOH and diethyl ether (29 mg, 0.05 mmol, 47%).

¹H NMR (400 MHz, D₂O) δ: 8.71 (d, ³J_{H¹⁹⁵Pt} = 25, ³J_{HH} = 6, 4H, H_o) 8.25 (t, ³J_{HH} = 7, 2H, H_p), 7.76 (dd, ³J_{HH} = 7, ³J_{HH} = 7, 4H, H_m), 3.87 (s, 3H, OMe).

¹⁹⁵Pt NMR (107 MHz, D₂O) δ: 873 (PWHH 670 Hz).

¹⁴N NMR (29 MHz, D₂O) δ: 288.6 (N₂ gas), 229.0 (N_β), 164.6 (broad, N_{γ/py}). N_α not seen.

¹³C NMR (126 MHz, D₂O) δ: 166.6 (C_{ester}), 161.5 (C_{ester}), 148.9 (C_{pyortho}), 143.3 (C_{pypara}), 138.4 (C_{triazole}), 136.1 (C_{triazole}), 127.8 (³J_{¹³C¹⁹⁵Pt} = 25, C_{pymeta}), 52.9 (C_{alkyl}).

¹H NMR (400 MHz, CDCl₃) δ: 8.98 (d, ³J_{H¹⁹⁵Pt} = 25, ³J_{HH} = 6, 4H, H_o), 8.14 (t, ³J_{HH} = 7, 2H, H_p), 7.72 (dd, ³J_{HH} = 7, ³J_{HH} = 7, 4H, H_m), 1.64 (br) (with peaks corresponding to 2a'' growing in over time).

¹⁹⁵Pt NMR (107 MHz, CDCl₃) δ: 832 (with peak at 767 ppm corresponding to 2a'' growing in over time).

ESI-MS (MeOH, M = *trans,trans,trans*-[Pt(N₃)(C₅H₃N₃O₄)(OH)(py)₂]) m/z: 1185.12 ([2 M + Na]⁺ calcd 1185.14); 1163.14 ([2M + H]⁺ calcd 1163.15); 604.05 ([M + Na]⁺ calcd 604.06); 582.07 ([M + H]⁺ calcd 582.08).

HRMS (MeOH) m/z: 582.0808 ([M + H]⁺, C₁₅H₁₅N₈O₅Pt calcd 582.0766).

IR (solid) ν cm⁻¹: 3465, 3108, 3074, 2046 (ν_{asym}N₃), 1732, 1674, 1611, 1538, 1460, 1437, 1389, 1337, 1254, 1211, 1197, 1127, 1078, 1018, 810, 773, 690.

Elemental microanalysis: Calc. C₁₅H₁₄N₈O₅Pt (581.07 g mol⁻¹): C, 30.99; H, 2.43; N, 19.27. Found: C, 31.15; H, 2.46; N, 19.10.

Bis cyclometallated bis trans-[Pt(C₅H₃N₃O₄)₂(py)₂] (2b'). DMAD (65.2 μl, 0.53 mmol) in MeOH (2 ml) was added dropwise to *trans,trans,trans*-[Pt(N₃)₂(OH)₂(py)₂] (50 mg, 0.11 mmol) in MeOH (3 ml). The solution was stirred at 35 °C for 3 days, put on ice and the resulting white compound 2b' isolated by filtration (15.5 mg, 0.02 mmol, 21%).

¹H NMR (400 MHz, CDCl₃) δ: 8.87 (d, ³J_{H¹⁹⁵Pt} = 22, ³J_{HH} = 6 Hz, 4H, H_o) 8.10 (t, ³J_{H¹⁹⁵Pt} = 6, 2H, H_p) 7.62 (t, ³J_{H¹⁹⁵Pt} = 6, 4H, H_m) 3.91 (s, 6H, OMe).

¹⁹⁵Pt NMR (107 MHz, CDCl₃) δ: 840.

¹³C NMR (125 MHz, CDCl₃) δ: 162.7 (C_{estercyclo}), 160.2 (C_{esterOMe}), 153.4, 149.4 (C_o), 143.4 (C_p), 139.3 (C_{alkene}), 132.7 (C_{alkene}), 128.3 (C_m), 52.6 (C_{alkyl}).

ESI-MS (MeOH) (M = *trans*-[Pt(C₅H₃N₃O₄)₂(py)]) m/z: 1405.09 ([2 M + Na]⁺ calcd 1405.14); 1383.12 ([2 M + H]⁺ calcd 1383.15); 714.04 ([M + Na]⁺ calcd 714.06); 692.06 ([M + H]⁺ calcd 692.08).

HRMS (MeOH) m/z: 714.06298 ([M + Na]⁺ C₂₀H₁₆N₈O₈PtNa calcd 714.0631). IR ν cm⁻¹: 3112, 2051, 1732, 1613, 1541, 1486, 1462, 1436, 1330, 1235, 1169, 1062, 1019, 835, 812, 690.

Elemental microanalysis Calc. C₂₀H₁₆N₈O₈Pt (691.07 g mol⁻¹): C, 34.73; H, 2.33; N, 16.21. Found: C, 34.65; H, 2.28; N, 16.14.

Cycloadditions with BCN (11). BCN (11, 25 mg, 0.077 mmol, 1 eq.) was added to 1 (40 mg, 0.085 mmol) in MeOH (5 ml) and the reaction stirred for 16 h at 35 °C. The volume was reduced to 1 ml by rotary evaporation, filtered and purified by HPLC. Products 11a (796.2 m/z) and 11b (1119.5 m/z) and unreacted 1 were isolated and the solvent removed by freeze-drying.

Monosubstituted *trans,trans,trans*-[Pt(N₃)(C₁₇H₂₈N₅O₄)(OH)₂(py)₂] (11a). Isolated as a pale yellow solid (18 mg, 18%). ¹H NMR (500 MHz, d₄-MeOH) δ: 8.80 (dd, ³J_{H¹⁹⁵Pt} = 27, ³J_{HH} = 7, 4H, H_{pyortho}), 8.22 (t, ³J_{HH} = 7, 2H, H_{pypara}), 7.72 (dd, ³J_{HH} = 7, ³J_{HH} = 7, 4H, H_{pymeta}), 3.99 (d, 2H, CH₂OC(O)NH), 3.64 (s, 4H), 3.54 (m, 4H), 3.30 (m, 2H, obscured by solvent), 3.00 (t, 1H), 2.90 (m, 1H), 2.82 (m, 2H), 2.68 (m, 1H), 2.31 (m, 1H), 2.17 (m, 1H), 1.42 (m, 1H), 1.32 (m, 1H), 1.13 (m, 1H, CHCH₂OC(O)NH), 1.04 (s, 1H), 0.81 (m, 2H, H_{3mring}). ¹⁹⁵Pt NMR (129 MHz, d₄-MeOH) δ: 842. ¹³C NMR (126 MHz, d₄-MeOH) δ: 159.2 (C=O), 151.0 (C_{pyortho}), 146.6 (J¹³C¹⁹⁵Pt = 27, C_{alkquat}), 143.4 (C_{pypara}), 142.4 (J¹³C¹⁹⁵Pt = 33, C_{alkquat}), 127.5 (t, ³J¹³C¹⁹⁵Pt = 27, C_{pymeta}), 72.9, 71.32, 71.27, 71.0, 63.7 (CH₂OC(O)NH), 41.9, 41.7, 26.5, 25.1, 24.2, 23.5, 22.0, 21.7, 19.3. ESI-MS (MeOH) m/z (M = *trans,trans,trans*-[Pt(N₃)(C₁₇H₂₈N₅O₄)(OH)₂(py)₂): 398.63 [M + 2H]²⁺ calcd C₂₇H₄₂N₁₀O₆Pt: 398.64439, 796.25 ([M + H]⁺ calcd C₂₇H₄₁N₁₀O₆Pt: 796.2853), 819.26 ([M + Na]⁺ calcd C₂₇H₄₀N₁₀NaO₆Pt: 819.2629). HRMS (MeOH) m/z: 796.284 ([M + H]⁺ calcd C₂₇H₄₁N₁₀O₆Pt: 796.285).

MS/MS (796.2) (d₄-MeOH) m/z: 778.276 ([M - OH]⁺ C₂₇H₃₉N₁₀O₅Pt, calcd 778.273), 718.252 ([M + H - py]⁺ C₂₂H₃₆N₉O₆Pt, calcd 718.242), 657.224 ([M + H - N₃, py, OH]⁺ C₂₂H₃₄N₆O₅Pt, calcd 657.227), 639.212 ([M - H₂O₂, N₃, py]⁺ C₂₂H₃₂N₆O₄Pt, calcd 639.211), 560.174 ([M - H₂O₂, N₃, 2py, H]⁺ C₁₇H₂₇N₅O₄Pt, calcd 560.172), 370.055 ([Pt(OH)(py)₂]⁺, C₁₀H₁₁N₂O₄Pt calcd 370.055).

IR (MeOH-d₄) cm⁻¹: 3361 (br), 2920, 2044 (ν_{asym}N₃, strong), 1695, 1613, 1543, 1457, 1264, 1211, 1104, 1077, 1020, 769, 690.

Bis BCN (11b). Isolated as an off-white solid (10 mg, 12%). ¹H NMR (500 MHz, d₄-MeOH) δ: 8.52 (m, ³J_{H¹⁹⁵Pt} = 27, ³J_{HH} = 6, 4H, 4H_{pyortho}), 8.20 (t, ³J_{HH} = 7, 2H, H_{pypara}), 7.65 (dd, ³J_{HH} = 7, ³J_{HH} = 7, 4H, H_{pymeta}), 4.01 (m, 4H), 3.68 (m, 2H), 3.64 (m, 8H), 3.54 (m, 6H), 3.45 (m, 2H), 3.29 (m, 2H, obscured by solvent), 3.03 (m, 2H), 2.93 (m, 2H), 2.83 (m, 2H), 2.73 (m, 2H), 2.42 (m, 2H), 2.30 (m, 2H), 2.19 (m, 2H), 1.41, 1.15, 1.07, 0.93, 0.79 (m, 12H). ¹⁹⁵Pt NMR (129 MHz, d₄-MeOH) δ: 782.

¹³C NMR (126 MHz, d₄-MeOH) δ: 159.3 (C=O), 151.3 (C_{pyortho}), 146.8 (m), 143.7, 142.1 (m), 127.8 (³J¹³C¹⁹⁵Pt = 27, C_{pymeta}), 71.5(m), 71.3(m), 71.0(m), 69.2, 63.7 (m), 43.9, 41.7(m), 26.5(m), 25.1(m), 24.3(m), 23.7 (m), 22.0(m), 21.5(m), 19.4(m).

ESI-MS (MeOH) m/z (M = *trans,trans,trans*-[Pt(C₁₇H₂₈N₅O₄)₂(OH)₂(py)₂): 560.74 ([M + 2H]²⁺ C₄₄H₆₈N₁₂O₁₀PtH₂ calcd 560.7468), 1120.48 ([M + H]⁺, C₄₄H₆₉N₁₂O₁₀Pt, calcd 1120.4902). HRMS (MeOH) m/z: 1120.4933 [M + H]⁺, C₄₄H₆₉N₁₂O₁₀Pt, calcd 1120.4902.

MS/MS (1120.5) d₄-MeOH m/z: 1102.472 ([M - OH]⁺, C₄₄H₆₇N₁₂O₉Pt, calcd 1102.484), 1067.439, 1005.423



$[\text{M} - \text{H}_2\text{O}_2, \text{py}, \text{H}]^+ \text{C}_{39}\text{H}_{60}\text{N}_{11}\text{O}_8\text{Pt}$, calcd 1005.430), 926.383
 $[\text{M} - \text{H}_2\text{O}_2, 2\text{py}, \text{H}]^+ \text{C}_{34}\text{H}_{55}\text{N}_{10}\text{O}_8\text{Pt}$, calcd 926.384), 560.167
 $[\text{M} - \text{triazole}, \text{H}_2\text{O}_2, 2\text{py}, \text{H}]^+ \text{C}_{17}\text{H}_{27}\text{N}_5\text{O}_4\text{Pt}$, calcd 560.172).

IR (MeOH- d_4) cm^{-1} : 3366, 2482, 2244, 2072, 1120, 973, 822.

Cycloadditions with DBCO (12). Dibenzocyclooctyne-amine (12, 20 mg, 0.04 mmol) and **1** (45 mg, 0.04 mmol) were dissolved in THF (15 ml) and stirred at 35 °C for 16 h, giving a yellow solution which was filtered, and the solvent removed under reduced pressure. The solid was reconstituted in 2 ml of 50 : 50 MeCN : H_2O and purified by HPLC.

Monosubstituted *trans,trans,trans*-[Pt(N₃)(C₁₈H₁₆N₅O)(py)₂(OH)₂]

DBCO complex **12a** was isolated as a yellow solid by HPLC (4 mg, 7% yield).

ESI-MS (MeOH) m/z : ($\text{M} = \text{trans,trans,trans}$ -[Pt(N₃)(C₁₈H₁₆N₅O)(py)₂(OH)₂]): 748.18 ($[\text{M} + \text{H}]^+$, C₂₈H₂₉N₁₀O₃Pt calcd 748.21), 770.13 ($[\text{M} + \text{Na}]^+$ C₂₈H₂₈N₁₀O₃PtNa calcd 770.19 m/z). **HRMS** (MeOH) m/z : 748.2067 ($[\text{M} + \text{H}]^+$, C₂₈H₂₉N₁₀O₃Pt calcd 748.2066).

MS/MS (748.2) d_4 -MeOH m/z : 730.197 ($[\text{M} - \text{OH}]^+$ C₂₈H₂₉N₁₀O₃Pt, calcd 730.197), 712.186, 688.183 ($[\text{M} - \text{N}_3, \text{H}_2\text{O}]^+$, C₂₈H₂₇N₇O₂Pt calcd 688.187), 669.171 ($[\text{M} - \text{py} + \text{H}]^+$ C₂₃H₂₄N₉O₃Pt, calcd 669.164), 609.146 ($[\text{M} - \text{N}_3, \text{H}_2\text{O}, \text{py}]^+$, C₂₃H₂₂N₆O₂Pt, calcd 609.148), 590.133 ($[\text{M} - 2\text{py} + \text{H}]^+$ C₁₈H₁₉N₈O₃Pt, calcd 590.125). **IR** $\nu \text{ cm}^{-1}$ (d_4 -MeOH): 3378(br), 2980, 2493(br), 2047 ($\nu_{\text{asym}}\text{N}_3$), 1637, 1613, 1479, 1457, 1212, 1117, 1076, 1019, 971, 765, 689.

Bis-substituted *trans,trans,trans*-[Pt(C₁₈H₁₆N₅O)₂(OH)₂(py)₂]

Complex **12b** was isolated as an off-white solid by HPLC (3 mg, 4% yield).

ESI-MS (MeOH) m/z : ($\text{M} = \text{trans,trans,trans}$ -[Pt(C₁₈H₁₆N₅O)₂(OH)₂(py)₂]): 1024.33 ($[\text{M} + \text{H}]^+$ C₄₆H₄₄N₁₂O₄PtH, calcd 1024.33), 512.67 ($[\text{M} + 2\text{H}]^{2+}$ C₄₆H₄₄N₁₂O₄PtH₂, calcd 512.67). **HRMS** (MeOH) m/z : 1024.3335 ($[\text{M} + \text{H}]^+$, C₄₆H₄₄N₁₂O₄PtH calcd 1024.3285). **IR** $\nu \text{ cm}^{-1}$ (d_4 -MeOH): 3346 (br), 2479(br), 2216, 2071, 1120, 972, 822.

Conclusions

The reactions of azido Pt^{IV} complex **1** with acetylenes **2**, **3**, **11** and **12** represent the first examples of Pt^{IV} azido cycloaddition reactions. The reactions take place under mild conditions in the absence of a catalyst, enabling modification of ligands which are already coordinated to a metal centre, and providing a route to monoazido complexes. Complex **1** did not show any reactivity towards compounds **4–9**; we suggest this is due to the alkynes being insufficiently electron deficient for the reaction to occur (Fig. 4).

For reactions of **1** with **2** and **3** there is evidence that Pt cyclometallates with the new triazole ligand *via* the ester group, displacing MeOH or EtOH respectively. This reactivity is not observed for the Pt^{II} analogue *trans*-[Pt(N₃)₂(py)₂]. Whilst the cyclometallated complex **2a'** was stable in D₂O, in other solvents there is evidence for subsequent reactivity. In con-

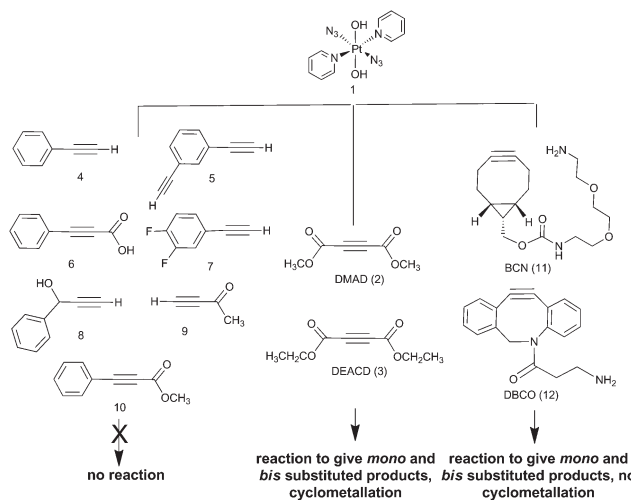


Fig. 4 Summary of reactivity observed for complex **1**.

trast, derivatives of complex **1** with cyclooctynes **11** and **12** did not show any obvious subsequent reactivity following formation of the triazole ligand.

Whilst use of electron withdrawing groups is an effective strategy to promote copper-free cycloadditions, for Pt^{IV} complexes the proximity of these reactive groups to the Pt centre can result in subsequent reactivity. Strain-promoted cycloadditions appear to be a promising alternative strategy, and we are currently investigating appropriate cyclooctynes to further investigate this chemistry.

Conflicts of interest

There are no conflicts of interest to declare.

Acknowledgements

NF thanks Professor Stephen Faulkner for advice and support and the EPSRC (grant EP/G006792/1), the Daphne Jackson Trust, the Royal Society of Chemistry, the Medical Research Council, the University of Oxford Vice-Chancellor's Returning Carers Fund, the John Fell Fund and the Wellcome Trust (grant 201406/Z/16/Z) for financial support. This work was also supported by Cancer Research UK (CR-UK) grant number C5255/A18085, through the Cancer Research UK Oxford Centre. NF thanks Dr James Wickens for performing some of the MS/MS experiments.

References

- 1 C. R. Becer, R. Hoogenboom and U. S. Schubert, *Angew. Chem., Int. Ed.*, 2009, **48**, 4900.
- 2 J. F. Lutz, *Angew. Chem., Int. Ed.*, 2008, **47**, 2182.



- 3 S. D. Köster, H. Alborzinia, S. Can, I. Kitanovic, S. Wölfl, R. Rubbiani, I. Ott, P. Riesterer, A. Prokop, K. Merz and N. Metzler-Nolte, *Chem. Sci.*, 2012, **3**, 2062.
- 4 W. P. Fehlhammer and W. Beck, *Z. Anorg. Allg. Chem.*, 2015, **641**, 1599.
- 5 R. F. Ziolo, J. A. Thich and Z. Dori, *Inorg. Chem.*, 1972, **11**, 626.
- 6 H. Frühauf, *Chem. Rev.*, 1997, **65**, 4228.
- 7 J. A. K. Bauer, T. M. Becker and M. Orchin, *J. Chem. Crystallogr.*, 2004, **34**, 843.
- 8 L. Henry, C. Schneider, B. Mützel, P. V. Simpson, C. Nagel, K. Fücke and U. Schatzschneider, *Chem. Commun.*, 2014, **50**, 15692.
- 9 R. Guillard, I. Perrot, A. Tabard, P. Richard, C. Lecomte, Y. H. Liu and K. M. Kadish, *Inorg. Chem.*, 1991, **30**, 21.
- 10 A. Fleischer, A. Roller, V. B. Arion, B. K. Keppler and F. Mohr, *Can. J. Chem.*, 2009, **87**, 146.
- 11 H. H. Lee, S. Y. Han, Y. S. Gyoung, Y. J. Kim, K. E. Lee, Y. O. Jang and S. W. Lee, *Inorg. Chim. Acta*, 2011, **378**, 174.
- 12 Y. Kim, J. Han, S. Kang, S. Han and S. W. Lee, *Dalton Trans.*, 2003, 3357.
- 13 N. Malatesti, R. Hudson, K. Smith, H. Savoie, K. Rix, K. Welham and R. W. Boyle, *Photochem. Photobiol.*, 2006, **82**, 746.
- 14 L. Busetto, A. Palazzi and R. Ros, *Inorg. Chim. Acta*, 1975, **13**, 233.
- 15 A. R. Powers, X. Yang, T. J. Del Castillo, I. Ghiviriga, K. A. Abboud and A. S. Veige, *Dalton Trans.*, 2013, 14963.
- 16 L. Waag-Hiersch, J. Mößler and U. Schatzschneider, *Eur. J. Inorg. Chem.*, 2017, **2017**, 3024.
- 17 T. J. Del Castillo, S. Sarkar, K. A. Abboud and A. S. Veige, *Dalton Trans.*, 2011, **40**, 8140.
- 18 F. C. Liu, Y. L. Lin, P. S. Yang, G. H. Lee and S. M. Peng, *Organometallics*, 2010, **29**, 4282.
- 19 E. Evangelio, N. P. Rath and L. M. Mirica, *Dalton Trans.*, 2012, **41**, 7782.
- 20 L. Busetto, F. Marchetti, S. Zacchini and V. Zanotti, *Inorg. Chim. Acta*, 2005, **358**, 1204.
- 21 C. K. Chen, H. C. Tong, C. Y. C. Hsu, C. Y. Lee, Y. H. Fong, Y. S. Chuang, Y. H. Lo, Y. C. Lin and Y. Wang, *Organometallics*, 2009, **28**, 3358.
- 22 K. S. Singh, C. Thöne, M. R. Kollipara, K. Sarjit and C. Tho, *J. Organomet. Chem.*, 2005, **690**, 4222.
- 23 K. S. Singh, K. A. Kreisel, G. P. A. Yap and M. R. Kollipara, *J. Organomet. Chem.*, 2006, **691**, 3509.
- 24 K. S. Singh, K. A. Kreisel, G. P. A. Yap and M. R. Kollipara, *J. Coord. Chem.*, 2007, **60**, 505.
- 25 K. S. Singh, V. Svitlyk and Y. Mozharivskiy, *Dalton Trans.*, 2011, **40**, 1020.
- 26 P. H. Kreutzer, J. C. Weis, H. Bock, J. Erbe and W. Beck, *Chem. Ber.*, 1983, **116**, 2691.
- 27 P. Kreutzer, C. Weis, H. Boehme, T. Kemmerich, W. Beck, C. Spencer and R. Mason, *Z. Naturforsch., B: Anorg. Chem., Org. Chem., Biochem., Biophys., Biol.*, 1972, **27**, 745.
- 28 J. Geisenberger, J. Erbe, J. Heidrich, U. Nagel and W. Beck, *Z. Naturforsch., B: J. Chem. Sci.*, 1987, **42**, 55.
- 29 M. Herberhold, A. Goller and W. Milius, *Z. Anorg. Allg. Chem.*, 2003, **629**, 1162.
- 30 J. C. Jewett, E. M. Sletten and C. R. Bertozzi, *J. Am. Chem. Soc.*, 2010, **132**, 3688.
- 31 M. F. Debets, S. S. Van Berkel, J. Dommerholt, A. J. Dirks, F. P. J. T. Rutjes and F. L. Van Delft, *Acc. Chem. Res.*, 2011, **44**, 805.
- 32 T. Cruchter, K. Harms and E. Meggers, *Chem. – Eur. J.*, 2013, **19**, 16682.
- 33 M. C. Clough, P. D. Zeits, N. Bhuvanesh and J. A. Gladysz, *Organometallics*, 2012, **31**, 5231.
- 34 S. Komeda, M. Lutz, A. L. Speck, M. Chikuma and J. Reedijk, *Inorg. Chem.*, 2000, **39**, 4230.
- 35 A. Massarotti, S. Aprile, V. Mercalli, E. Del Grosso, G. Grosa, G. Sorba and G. C. Tron, *ChemMedChem*, 2014, **9**, 2497.
- 36 J. Totobenazara and A. J. Burke, *Tetrahedron Lett.*, 2015, **56**, 2853.
- 37 N. J. Farrer, J. A. Woods, L. Salassa, Y. Zhao, K. S. Robinson, G. Clarkson, F. S. MacKay and P. J. Sadler, *Angew. Chem., Int. Ed.*, 2010, **49**, 8905.
- 38 Y. Zhao, N. J. Farrer, H. Li, J. S. Butler, R. J. McQuitty, A. Habtemariam, F. Wang and P. J. Sadler, *Angew. Chem., Int. Ed.*, 2013, **52**, 13633.
- 39 J. S. Butler, J. A. Woods, N. J. Farrer, M. E. Newton and P. J. Sadler, *J. Am. Chem. Soc.*, 2012, **134**, 16508.
- 40 Y. Zhao, J. A. Woods, N. J. Farrer, K. S. Robinson, J. Pracharova, J. Kasparkova, O. Novakova, H. Li, L. Salassa, A. M. Pizarro, G. J. Clarkson, L. Song, V. Brabec and P. J. Sadler, *Chem. – Eur. J.*, 2013, **19**, 9578.
- 41 F. S. MacKay, N. J. Farrer, L. Salassa, H.-C. Tai, R. J. Deeth, S. A. Moggach, P. A. Wood, S. Parsons and P. J. Sadler, *Dalton Trans.*, 2009, 2315.
- 42 N. J. Farrer, J. A. Woods, V. P. Munk, F. S. MacKay and P. J. Sadler, *Chem. Res. Toxicol.*, 2010, **23**, 413.
- 43 S. Mukhopadhyay, J. Lasri, M. F. C. Guedes da Silva, M. A. Januário Charmier and A. J. L. Pombeiro, *Polyhedron*, 2008, **27**, 2883.
- 44 C. W. Chang and G. H. Lee, *Organometallics*, 2003, **22**, 3107.
- 45 P. A. Scattergood, A. Sinopoli and P. I. P. Elliott, *Coord. Chem. Rev.*, 2017, **350**, 136.
- 46 N. J. Farrer, P. Gierth and P. J. Sadler, *Chem. – Eur. J.*, 2011, **17**, 12059.
- 47 R. R. Vernooij, T. Joshi, E. Shaili, M. Kubeil, D. R. T. Appadoo, E. I. Izgorodina, B. Graham, P. J. Sadler, B. R. Wood and L. Spiccia, *Inorg. Chem.*, 2016, **55**, 5983.

