

Cite this: *Chem. Sci.*, 2024, 15, 19752

All publication charges for this article have been paid for by the Royal Society of Chemistry

# Pnictogen-based vanadacyclobutadiene complexes†

Mehrafshan G. Jafari,<sup>a</sup> John B. Russell,<sup>a</sup> Hwan Myung,<sup>bc</sup> Seongyeon Kwon,<sup>cb</sup> Patrick J. Carroll,<sup>a</sup> Michael R. Gau,<sup>a</sup> Mu-Hyun Baik<sup>id</sup>\*<sup>cb</sup> and Daniel J. Mindiola<sup>id</sup>\*<sup>a</sup>

The reactivity of the  $V\equiv C^tBu$  multiple bonds in the complex  $(dBDI)V\equiv C^tBu(OEt_2)$  (**C**) ( $dBDI^{2-} = ArNC(CH_3)CHC(CH_2)NAr$ ,  $Ar = 2,6\text{-}iPr_2C_6H_3$ ) with unsaturated substrates such as  $N\equiv CR$  ( $R = Ad$  or  $Ph$ ) and  $P\equiv CAd$  leads to the formation of rare 3d transition metal compounds featuring  $\alpha$ -aza-vanadacyclobutadiene,  $(dBDI)V(\kappa^2\text{-}C,N\text{-}^tBuCC(R)N)$  ( $R = Ad$ , **1**;  $R = Ph$ , **2**) and  $\beta$ -phospha-vanadacyclobutadiene moieties,  $(dBDI)V(\kappa^2\text{-}C,C\text{-}^tBuCPCAd)$  (**3**). Complexes **1–3** are characterized using multinuclear and multidimensional NMR spectroscopy, including the preparation of the 50%  $^{15}N$ -enriched isotopologue  $(dBDI)V(\kappa^2\text{-}C,N\text{-}^tBuCC(Ad)^{15}N)$  (**1- $^{15}N$** ). Solid-state structural analysis is used to determine the dominant resonance structures of these unique pnictogen-based vanadacyclobutadienes. A systematic comparison with the known vanadacyclobutadiene  $(dBDI)V(\kappa^2\text{-}C,C\text{-}^tBuCC(H)C^tBu)$  (**4**) is also presented. Theoretical investigations into the electronic structure of **2–4** highlight the crucial role of unique V–heteroatom interactions in stabilizing the vanadacyclobutadienes and identify the most dominant resonance structures.

Received 2nd September 2024

Accepted 20th October 2024

DOI: 10.1039/d4sc05884d

rsc.li/chemical-science

## Introduction

Metallacyclobutadienes (MCBDs) are proposed intermediates, and in some cases, isolable species in alkylidyne-alkyne cross-metathesis reactions.<sup>1–22</sup> However, when a metal alkylidyne ( $M\equiv CR$ ), reacts with a nitrile ( $N\equiv CR$ ), or a phosphalkyne ( $P\equiv CR$ ), cross-metathesis proceeds *via* the formation of pnictogen-based heterometallacyclobutadiene. In the case of  $N\equiv CR$  cycloaddition across the  $M\equiv C$  bond, the reaction yields an  $\alpha$ -aza-metallacyclobutadiene ( $\alpha$ -N-MCBD, top left of Fig. 1).<sup>23,24</sup> Such species are proposed as intermediates not only in cross-metathesis of a  $M\equiv CR$  with a  $N\equiv CR$ , but also in the exchange of a nitride  $M\equiv N$  with the corresponding alkyne ( $RC\equiv CR$ ).<sup>25,26</sup> To date, the isolation of an  $\alpha$ -N-MCBD scaffold has been reported only by us with titanium, in the form of the complex  $(PNP)Ti(\kappa^2\text{-}C,N\text{-}^tBuCC(R)N)$ <sup>23</sup> ( $R = ^tBu$ , **Ad**; **Ad** = 1-adamantyl;  $PNP = N[2\text{-}P^iPr_2\text{-}4\text{-methylphenyl}]_2^-$ ). Although the latter species could not be structurally confirmed *via* single

crystal X-ray diffraction analysis (scXRD), a combination of  $^{15}N$  isotopic labelling, NMR spectroscopy, and computational studies, strongly supported the existence of a planar, four-membered ring.

Given the isolobal relationship between  $C^-$  and  $P$  (or  $RC$  and  $P$ ), one would anticipate  $P\equiv CR$ , to undergo metathesis reactions with  $M\equiv CR$  in a manner like alkynes. In this context, Hill and co-workers have explored the reactivity of  $M\equiv CR$  with  $P\equiv CR$ ,<sup>27,28</sup> but it was only recently that Veige and co-workers

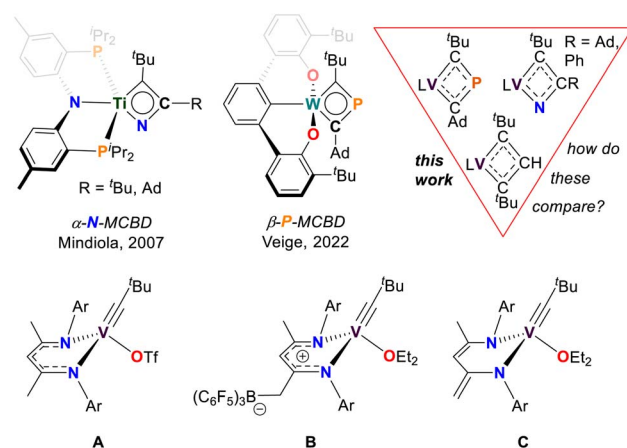


Fig. 1 Top: Isolable pnictogen-based metallacyclobutadienes (MCBD) complexes and the vanadacyclobutadiene (VCBD) species reported in this work ( $L = dBDI^{2-}$ ). Bottom: Selected  $[V^V]$  alkylidyne complexes, with complex **C** being the focus of the present study.

<sup>a</sup>Department of Chemistry, University of Pennsylvania, Philadelphia, Pennsylvania 19104, USA. E-mail: mindiola@sas.upenn.edu

<sup>b</sup>Department of Chemistry, Korea Advanced Institute of Science and Technology (KAIST), Daejeon 34141, Republic of Korea

<sup>c</sup>Center for Catalytic Hydrocarbon Functionalizations, Institute for Basic Science (IBS), Daejeon 34141, Republic of Korea

† Electronic supplementary information (ESI) available: Synthetic details, spectral data, crystallographic and computational studies. CCDC 2379015 and 2379016. For ESI and crystallographic data in CIF or other electronic format see DOI: <https://doi.org/10.1039/d4sc05884d>



successfully isolated a monometallic  $\beta$ -phosphametalacyclobutadiene ( $\beta$ -P-MCBD) scaffold.<sup>29</sup> In their study, a  $\beta$ -P-MCBD scaffold (middle top of Fig. 1) in complex (<sup>t</sup>BuOCO)W( $\kappa^2$ -C,C'-tBuCPCAd) (<sup>t</sup>BuOCO<sup>3-</sup> = ipso-C<sub>6</sub>H<sub>3</sub>[2,6-(C<sub>6</sub>H<sub>3</sub>-o-tBu)<sub>2</sub>]) was formed *via* insertion of a C<sup>t</sup>Bu fragment into a side-on bound, 1-adamantyl phosphaethyne, P≡CAd ligand. Due to the electronegativity difference between N (3.04) and P (2.19) on the Pauling scale, the regioselectivity in the cycloaddition step of the pnictogen based alkyne, Pn≡CR (Pn = pnictogen) across the M≡C bond was reversed. Additionally, Hard-Soft Acid-Base (HSAB) considerations could also be applied to these differences suggesting that the hard nitrogen atom would preferentially bind to the hard [Ti<sup>IV</sup>] nucleus while the soft phosphorus atom would not want to interact with the hard [W<sup>VI</sup>] nucleus.

Heteroatom containing MCBDs are seldom reported, and their chemistry remains largely unexplored, with a few notable exceptions shown in Fig. 1.<sup>29–39</sup> In the context of 3d transition metals, alkylidyne cross-metathesis reactions involving vanadium are virtually unknown, since M≡CR motifs have been rarely documented with this class of metal ions.<sup>23,40–56</sup> There are only a few examples of stable vanadium Schrock-like carbyne complexes known.<sup>41,47,57</sup> Notably, vanadium alkylidynes (V≡CR) (A–C in Fig. 1), are catalysts for the formation of cyclic polyphenylacetylene.<sup>58</sup> It was suggested that the initiation step of the polymerization involved a [2+2] cycloaddition of the V≡CR fragment and a phenylacetylene (PhC≡CH) to form a vanadacyclobutadiene (VCBD). This was further corroborated through our isolation of the VCBD (dBDI)V( $\kappa^2$ -C,C'-tBuCC(H)C<sup>t</sup>Bu)<sup>58</sup> (**4**), (dBDI<sup>2-</sup> = ArNC(CH<sub>3</sub>)CHC(CH<sub>2</sub>)NAr, Ar = 2,6-*i*-Pr<sub>2</sub>C<sub>6</sub>H<sub>3</sub>) (top right of Fig. 1). Noting that the barrier for metathesis was quite low for complex **C** (21 kcal mol<sup>-1</sup>) and given that no structurally characterized examples of an  $\alpha$ -N-MCBD exist, and only a single structural example of a  $\beta$ -P-MCBD is known, we sought to explore this rare ligand class with the V≡CR motif and compare their structural topology.

In this study, we report VCBD complexes that incorporate pnictogens (Pn) and compare them to the known carbon-only vanadacyclobutadiene (**4**), considering the isolobal relationship between CH and P/N. Although these scaffolds are generally represented as fully delocalized, substantial differences in the electronic structure are expected due to the disparity in electronegativities between N (3.04), C (2.55), and P (2.19). Indeed, cycloaddition intermediates between M≡C motifs and Pn≡C bonds of heteroalkynes have rarely been isolated, and with the increasing interest in the chemistry of four-membered hetero-metallacycles,<sup>29,33,59–68</sup> we decided to investigate the reactivity of V≡CR with Pn≡CR. Herein, we present the successful isolation of the first  $\alpha$ -aza-vanadacyclobutadiene ( $\alpha$ -N-VCBD) and a rarely reported  $\beta$ -phosphavanadacyclobutadiene ( $\beta$ -P-VCBD) complexes, complete with single crystal X-ray diffraction (scXRD) studies. We performed a systematic comparison between these complexes, focusing on their spectroscopic features and structural metrics to evaluate the influence of a heteroatom substitution. Additionally, density functional theory (DFT) calculations were employed to assess the impact of the heteroatoms on the electronic and resonance structures of these complexes.

## Results and discussion

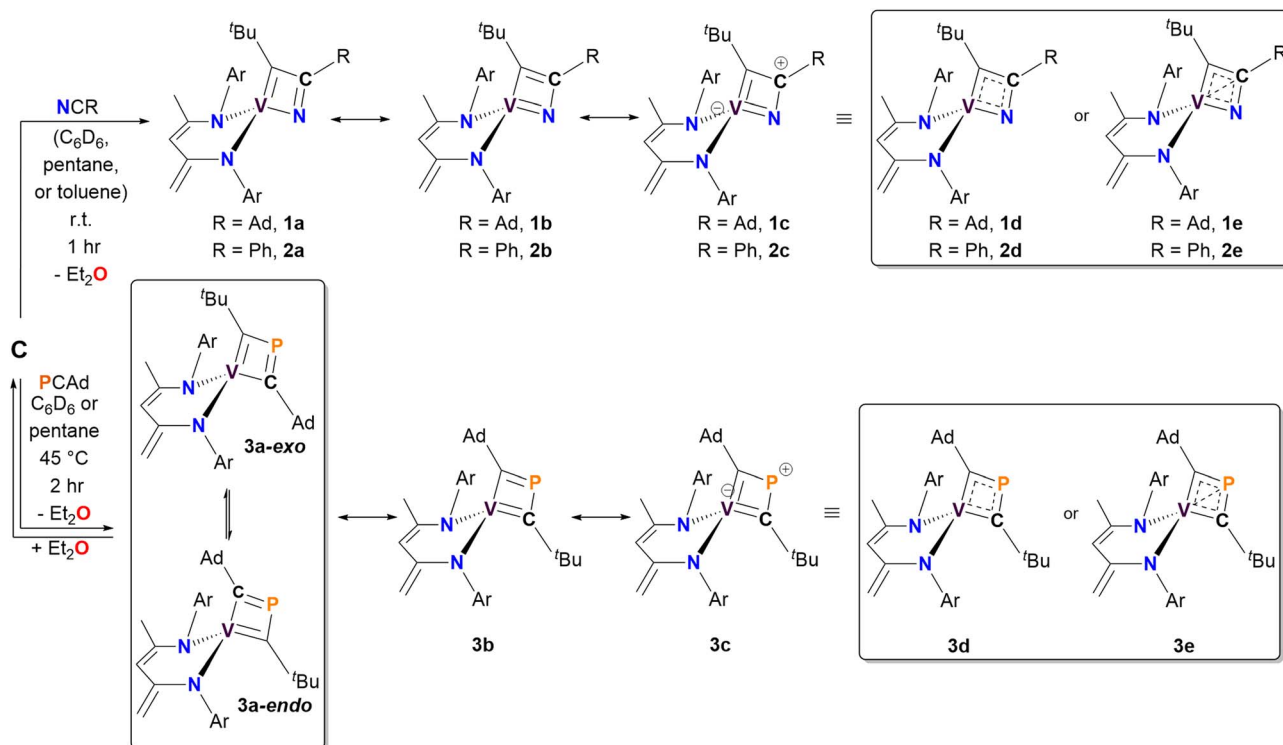
Among the vanadium alkylidynes A–C, complex **C** (Fig. 1) stands out as the most suitable reagent for various reactions, due to its stability against intramolecular degradation and its enhanced reactivity, which is attributed to the lability of the diethyl ether (Et<sub>2</sub>O) ligand. Consequently, we directed our efforts toward investigating the reactivity of this complex in cycloaddition reactions with unsaturated substrates, such as Pn≡CR (Pn = N, R = Ad, Ph; Pn = P, R = Ad), to determine whether they form stable Pn-based VCBDs. These substrates were selected to probe the nucleophilic nature of the alkylidyne carbon and to examine the differences in bond formation between the more electronegative N and the more electropositive P. We envisioned that gaining structural insights into these rare heteroatom-substituted MCBD fragments, by exchanging isolobal moieties CH, N, and P, would allow us to compare their electronic properties.

### Synthesis and characterization of the $\alpha$ -N-VCBD scaffold

We anticipated that the higher electronegativity of nitrogen (3.04) would favor the formation of a C–C bond between the alkylidyne carbon and the nitrile carbon atoms.<sup>69,70</sup> As expected, treating **C** with N≡CR (R = Ad, Ph) in pentane, deuterated benzene (C<sub>6</sub>D<sub>6</sub>), or toluene (for **2**) at room temperature for one hour resulted in the formation of  $\alpha$ -N-VCBD complexes (dBDI)V( $\kappa^2$ -C,C'-tBuCC(R)N) (R = Ad, **1**, 49% yield; Ph, **2**, 89% yield), as illustrated in the top portion of Scheme 1. For N≡CAd, the reaction yielded a brown-colored complex, **1**. However, the formation of **1** required an excess amount of nitrile and dilute reaction conditions to attain full conversion. Repetitive evacuation of the side product, Et<sub>2</sub>O, over the course of the reaction also promoted the formation of **1**. In contrast, the reaction of **C** with one equivalent of N≡CPh proceeded almost immediately, forming purple-red complex **2** in nearly quantitative yields (89% isolated).

Both complexes **1** and **2** exhibit characteristic resonances in the <sup>1</sup>H NMR spectrum for the methylene moiety of the bis-anilido ligand (dBDI<sup>2-</sup>), showing a virtual pair of doublets at 3.76 and 3.29 ppm for **1** (Fig. S2†) and at 3.75 and 3.25 ppm for **2** (Fig. S9†). The resulting <sup>1</sup>H–<sup>13</sup>C HSQC experiment on complex **2** (Fig. S13†) revealed that two inequivalent proton resonances correspond to a single carbon resonance at 88.65 ppm. The corresponding <sup>13</sup>C{<sup>1</sup>H} DEPT-135 spectrum of **2** (Fig. S11†) revealed the carbon resonance at 88.65 ppm has sp<sup>2</sup> like character, leading us to assign the methylene (CH<sub>2</sub>) fragment as this resonance. Like **1**, the <sup>1</sup>H and <sup>13</sup>C{<sup>1</sup>H} NMR spectra of **2** reveal extensive overlap of resonances in the <sup>1</sup>H NMR spectrum, indicating the presence of structurally similar but magnetically distinct compounds. The NMR spectral data for the less sterically hindered complex **2** are less complicated as only a single isomer is present, allowing for a complete assignment of resonances. For instance, the  $\beta$ -carbon in the four-membered ring of **2** was observed at 157.9 ppm in the <sup>13</sup>C{<sup>1</sup>H} NMR spectrum (Fig. S10†), a shift further upfield than the previously reported titanium  $\alpha$ -N-MCBD derivative (PNP)Ti( $\kappa^2$ -C,C'-tBuCC(Ad)N),





**Scheme 1** Synthesis of complexes 1–3 via the [2+2]-cycloaddition of the vanadium alkylidyne **C** with pnictogen-containing alkynes  $\text{Pn}\equiv\text{CR}$  ( $\text{Pn} = \text{N}$ ,  $\text{R} = \text{Ad}$  or  $\text{Ph}$ ;  $\text{Pn} = \text{P}$ ,  $\text{R} = \text{Ad}$ ). Potential resonance structures and charge delocalized structures for each complex are also illustrated.

which resonates at 240.5 ppm.<sup>23</sup> Overall, the  $^1\text{H}$  and  $^{13}\text{C}\{^1\text{H}\}$  NMR spectral data for complexes **1** and **2** are in accord with these compounds possessing  $C_1$  symmetry, as indicated by the presence of four inequivalent isopropyl methine resonances for the two aryl groups and two  $\alpha$ -carbons for the chelating bis-anilido ligand. A  $^1\text{H}$ – $^1\text{H}$  EXSY NMR spectrum of **2** (Fig. 2A) also reveals the fluxionality of the molecule at room temperature, indicated by extensive off-diagonal couplings of protons, thus corroborating why two diastereomers are unobservable on the NMR time scale at room temperature. Moreover, the  $^{51}\text{V}$  NMR of **1** (Inset Fig. 2B) and **2** (Fig. S15†) show a single resonance feature at 381.32 ppm ( $\Delta\nu_{1/2} = 339.2$  Hz) and 344.76 ppm ( $\Delta\nu_{1/2} = 276.0$  Hz), respectively.

Due to the lipophilic nature of complex **1**, numerous attempts to obtain single crystals were unsuccessful. Consequently, we turned to the  $\sim 50\%$   $^{15}\text{N}$  enriched isotopologue,  $^{15}\text{N}\equiv\text{CAd}$ , prepared using the method reported by Johnson and co-workers.<sup>71</sup> Previous reports have demonstrated that M–N multiple bonding with a planar,  $\text{sp}^2$ -like nitrogen leads to a downfield shift in the  $^{15}\text{N}$  NMR resonance, compared to a more pyramidalized,  $\text{sp}^3$ -like nitrogen involved in a plausible tetrahedrane MCBd structure.<sup>23,72</sup> Treatment of 50% enriched  $^{15}\text{N}\equiv\text{CAd}$  with complex **C**, followed by an analogous workup, resulted in the isolation of the isotopologue  $(\text{dBDI})\text{V}(\kappa^2\text{-C}, \text{N-}^t\text{BuCC(Ad)}^{15}\text{N})$  (**1- $^{15}\text{N}$** ). Subsequent  $^{15}\text{N}$  NMR spectral analysis revealed a highly downfield resonance at  $\sim 761$  ppm, referenced to  $^{15}\text{N}\equiv\text{CAd}$  at 242 ppm *versus*  $\text{NH}_3$  (l) at 0 ppm at  $27^\circ\text{C}$  (Fig. 2B).<sup>4,69</sup> This value is consistent with the  $^{15}\text{N}$  chemical

shift observed for the titanium  $\alpha$ -N-MCBd complex,  $(\text{PNP})\text{Ti}(\kappa^2\text{-C}, \text{N-}^t\text{BuCC(Ad)}^{15}\text{N})$  ( $^{15}\text{N}$  NMR: 672.6 ppm at  $55^\circ\text{C}$ ), suggesting that the nitrogen atom in **1- $^{15}\text{N}$**  is likely  $\text{sp}^2$ -hybridized, forming a planar, four-membered MCCN ring scaffold.<sup>23</sup> In contrast to the niobium methyldiyne complex  $(\text{PNP})\text{Nb}\equiv\text{CH(OAr)}$ , which undergoes cross-metathesis with  $[\text{N}\equiv\text{CR}]$  to produce  $(\text{PNP})\text{Nb}\equiv\text{N(OAr)}$  and  $\text{HC}\equiv\text{CR}$  ( $\text{R} = ^t\text{Bu}$ ,  $\text{Ad}$ ),<sup>24</sup> the four-coordinate complexes **1** and **2** did not undergo [2+2]-cycloreversion and subsequent expulsion of the alkyne  $^t\text{BuC}\equiv\text{CR}$  ( $\text{R} = \text{Ad}$ ,  $\text{Ph}$ ). Computational studies have revealed that the dissociation of  $\text{Et}_2\text{O}$  from **C** involves a transition state with an energy barrier of 26 kcal  $\text{mol}^{-1}$ , while the transient alkylidyne species  $\{(\text{dBDI})\text{V}\equiv\text{C}^t\text{Bu}\}$  is approximately 21 kcal  $\text{mol}^{-1}$  higher in energy than its precursor.<sup>58</sup> Therefore, the elimination of alkyne from **1** or **2** is improbable, as it would result in the formation of a highly reactive three-coordinate vanadium nitride  $\{(\text{dBDI})\text{V}\equiv\text{N}\}$  fragment. Additionally, theoretical studies on all carbon based MCBd complexes have suggested that the retro [2+2] cycloaddition reaction is unfavourable for group 4 and 5 MCBds.<sup>73</sup> Notably, when an excess amount of  $^{15}\text{N}\equiv\text{CAd}$  was added to a  $\text{C}_6\text{D}_6$  solution of complex **1**, no formation of **1- $^{15}\text{N}$**  was observed (monitored by  $^{15}\text{N}$  NMR spectroscopy over 24 hours), further indicating that the cycloreversion process is unfavourable under these conditions.

Unlike complex **1**, complex **2** can be crystallized as single crystals from a pentane/toluene vapor-diffused mixture cooled to  $-35^\circ\text{C}$ . scXRD analysis revealed that complex **2** crystallizes in the monoclinic and centrosymmetric space group  $P2(1)/n$ .



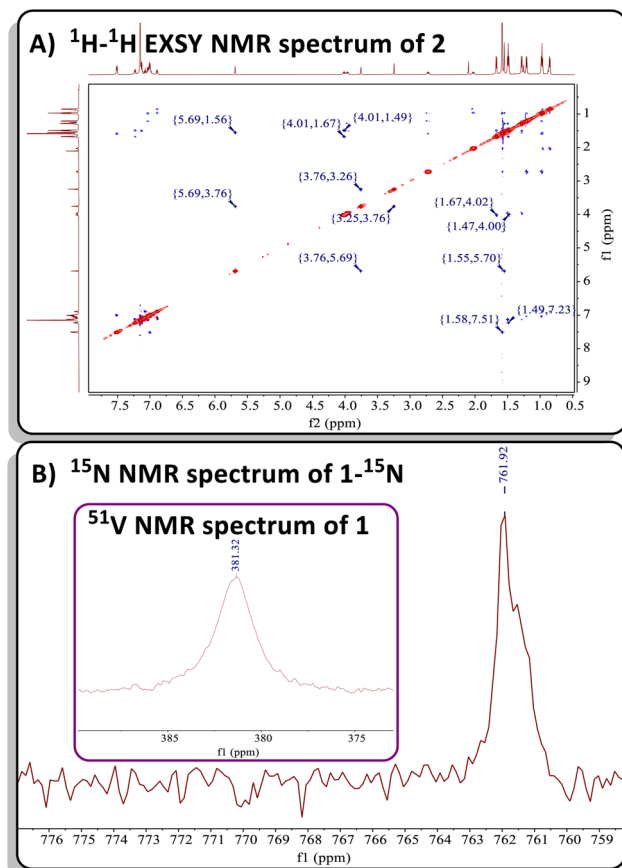


Fig. 2 (A)  $^1\text{H}$ – $^1\text{H}$  EXSY NMR spectrum of **2** showcasing its fluxionality at room temperature. (B)  $^{15}\text{N}$  NMR spectrum of 50%  $^{15}\text{N}$  enriched complex **1**– $^{15}\text{N}$ . Inset:  $^{51}\text{V}$  NMR spectrum of **1**.

Fig. 3A depicts the structure of **2**, which manifests  $C_1$  symmetry, consistent with its solution-phase NMR spectra. The structure shows a short V1–N3 distance of 1.697(1) Å, indicating a strong V–N interaction, while the relatively long N3–C31 distance of 1.482(2) Å suggests a smaller contribution of the **2a** resonance structure compared to **2b** (Scheme 1). The V1–C30 distance of 1.930(2) Å is notably longer compared to typical V=C double bonds<sup>40,74–91</sup> (1.7 Å to 1.9 Å), reported in the Cambridge structural database (CCDC), further supporting the dominance of resonance structure **2b** over **2a**. Additionally, the observed C30–C31 bond length of 1.369(2) Å is indicative of the C=C double bond character, which aligns poorly with an extreme canonical form **2c**. Thus, the crystallographic data supports the view that **2b** is the most representative resonance structure of **2** compared to **2a** or the extreme form **2c**.

Fig. 3B provides a close-up view of the metallacyclic framework. The short V1–C31 distance of 2.110(2) Å in complex **2** hints at a possible interaction between vanadium and the  $\beta$ -carbon, suggesting a more delocalized structure such as **2d** or even one with delocalized bonding involving a V–C $_{\beta}$  interaction (**2e**). The [VNCC] ring is further revealed as a nearly planar with the V1–C30–C31–N3 torsion angle of 1.0(4)°. However, the metallacycle deviates from perfect square geometry, as evidenced by internal angles: V1–C30–C31 (77.4(4)°), C30–C31–N3



Fig. 3 (A) Structural representation of **2** with thermal ellipsoids at 50% probability level and hydrogen atoms omitted for clarity. (B) A closer examination of bond distances in the  $\alpha$ -N-VCBD motif in **2**. (C) Structural representation of **3** with thermal ellipsoids at 50% probability level and hydrogen atoms omitted for clarity. (D) A closer examination of bond distances in the  $\beta$ -P-VCBD motif in **3**.

(116.2(0)°, C31–N3–V1 (82.8(4)°), and N3–V1–C30 (83.5(0)°). To the best of our knowledge, complex **2** represents the only structural study of an  $\alpha$ -N-MCBD scaffold, making these observations particularly significant in understanding the bonding and geometric properties of such complexes.

### Synthesis and characterization of the $\beta$ -P-VCBD scaffold

The reaction of **C** with  $\text{P}\equiv\text{CAd}$  in pentane or  $\text{C}_6\text{D}_6$  at 45 °C for two hours produced a new vanadium product in 61% isolated yield, identified as the  $\beta$ -P-VCBD complex (dbDI)V( $\kappa^2$ -C,C'-BuCPCAd) (**3**), based on a combination of spectroscopic and structural data (Scheme 1, bottom). While one might expect  $\text{Et}_2\text{O}$  to be a labile ligand in complex **C**, achieving full conversion to **3** requires not only an excess of  $\text{P}\equiv\text{CAd}$  but also dilute reaction conditions. This observation suggests that the cycloaddition and cycloreversion of the phosphalkyne are in equilibrium, even in the presence of a weak donor ligand such as  $\text{Et}_2\text{O}$ . According to spectroscopic and structural studies (*vide infra*), complex **3** exhibits overall  $C_1$  symmetry due to the absence of a  $\sigma$  plane or  $C_2$  elements in the dbDI $^{2-}$  scaffold, indicating that the vanadium center in complex **3** is chiral. The  $^1\text{H}$  NMR spectrum of **3** (Fig. S18†) displays two pairs of inequivalent methylene hydrogens at 3.80 and 2.91 ppm, which correlates to a carbon resonance at 82.08, based on a  $^1\text{H}$ – $^{13}\text{C}$  HSQC spectroscopic experiment (Fig. S22 and S23†). Two distinct signals for the methine CH fragment of the bis-anilido backbone were also observed through the  $^1\text{H}$ – $^{13}\text{C}$  HSQC experiment at 5.75 and



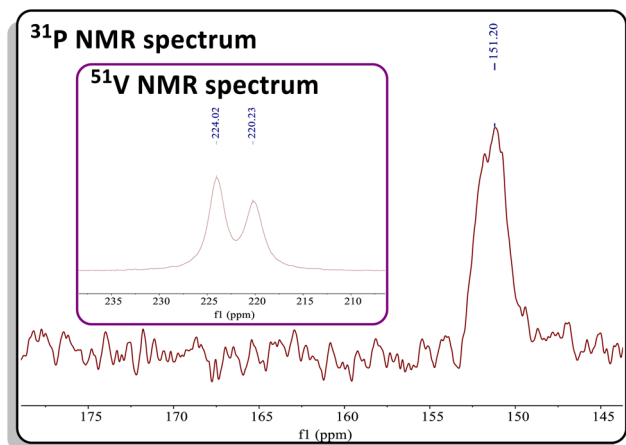


Fig. 4  $^{31}\text{P}$  NMR spectrum of **3**. Inset:  $^{51}\text{V}$  NMR spectrum of **3** showing two resonances with similar chemical shifts.

5.69 ppm. In addition, the  $^{51}\text{V}$  NMR spectrum reveals two distinct resonances (220.0,  $\Delta\nu_{1/2} = 371$  Hz; 223.9 ppm,  $\Delta\nu_{1/2} = 250$  Hz), indicating the presence of two magnetically inequivalent but structurally similar species in solution<sup>92</sup> (inset in Fig. 4), which is corroborated by the appearance of many more resonances in the  $^{13}\text{C}$  NMR spectrum (Fig. S19†). The  $^{31}\text{P}\{^1\text{H}\}$  NMR spectrum revealed only one diagnostic feature at 151 ppm, and this resonance is quite broad ( $\Delta\nu_{1/2} = 437$  Hz, Fig. 4). The broadening of this  $^{31}\text{P}\{^1\text{H}\}$  NMR resonance, which is attributed to the  $\beta$ -P atom, most likely stems from coupling with the quadrupolar  $^{51}\text{V}$  nucleus ( $I = 7/2$ , 99.75%) as well as dynamic phenomena involving the two diastereomers of a species with  $C_1$  symmetry. Variable-Temperature (VT) NMR studies at elevated temperatures did not reveal the interconversion and coalescence of the two species, as this complex slowly decomposes above 55 °C (Fig. S20†). Additionally, it should be noted that Piers and co-workers have reported similar dynamic behavior involving the formation of *endo/exo* diastereomers in zwitterionic systems such as  $[(\text{ArNC}^t\text{Bu})_2\text{CH}]\text{Sc}(\text{CH}_3)_3[\text{CH}_3\text{B}(\text{C}_6\text{F}_5)_3]$  ( $\text{Ar} = 2,6\text{-}^i\text{Pr}_2\text{C}_6\text{H}_3$ ).<sup>72,93</sup> The reaction to form **3** is regioselective, but it is most likely non-stereospecific, depending on whether the  $\text{P}\equiv\text{CAd}$  approaches the non-planar  $\{(\text{dBDI})\text{V}\equiv\text{C}^t\text{Bu}\}$  framework from the *exo* or *endo* side to ultimately cycloadd across the  $\text{V}\equiv\text{C}^t\text{Bu}$  ligand in **C** (Scheme 1). Adding to this complexity, this cycloaddition process is reversible, likely leading to the decomposition of  $\{(\text{dBDI})\text{V}\equiv\text{C}^t\text{Bu}\}$ . Based on VT NMR studies, these two conformers do not interconvert below the decomposition temperature, likely due to steric hindrance imposed by bulky substituents (e.g., Ar,  $^t\text{Bu}$ , and Ad groups).

The solid-state structure of **3** is shown in Fig. 3C. Upon inspection, one can observe the short but varying  $\text{V}-\text{C}(^t\text{Bu})$  (1.817(2) Å) and  $\text{V}-\text{C}(\text{Ad})$  (1.914(2) Å) distances, both of which fall within the range of  $\text{V}=\text{C}$  double bond lengths when compared to previously reported and structurally characterized compounds with  $\text{V}=\text{C}$  double bonds compiled in the CCDC.<sup>40,74–91</sup> Additionally, the short  $\text{C}_\alpha-\text{P}$  distances ( $\text{P1}-\text{C30}$ , 1.802(2) Å;  $\text{P1}-\text{C35}$ , 1.727(2) Å) are comparable to those

observed in structurally characterized phosphalkenes reported in the CCDC (1.65–1.75 Å).<sup>94</sup> Notably, the  $\text{V1}-\text{P1}$  distance of 2.384(6) Å is much shorter than the sum of the van der Waals radii,<sup>95</sup> which tantalizingly suggests the potential interaction between the metal center and P atom; however, such an interaction is likely to be extremely fragile, akin to those described for isolobal  $\kappa^2\text{-C,C-deprotonatedmetallacyclobutadiene}$  (dMCBD) scaffolds.<sup>2,10,73,96–100</sup> A close examination of the [VCPC] ring in Fig. 3D reveals a relatively planar but more kite-like framework, with angles  $\text{V1}-\text{C30}-\text{P1}$  ( $82.4(3)^\circ$ ),  $\text{C30}-\text{P1}-\text{C35}$  ( $101.6(2)^\circ$ ),  $\text{P1}-\text{C35}-\text{V1}$  ( $81.6(6)^\circ$ ), and  $\text{C35}-\text{V1}-\text{C30}$  ( $94.2(9)^\circ$ ). The  $\text{V1}-\text{C30}-\text{P1}-\text{C35}$  torsion angle of  $0.3(0)^\circ$  further emphasizes the planarity of the four-membered ring in **3** compared to **2**. Given the ability of the double bonds to delocalize within the four-membered ring, complex **3** can be described as an average of two possible canonical forms, **3a** and **3b**, as indicated in Scheme 1, but with some contribution from the more puckered resonance structure **3c**, which leads to a shortening of the vanadium distance to all other atoms in the metallacycle. Akin to complex **2**, resonance structure **3c** represents a more extreme scenario where the  $\beta$ -P could possess some formal cationic character while interacting with the electron-rich metal center. Scheme 1 also depicts a more delocalized resonance structure, **3d** and **3e**, similar to how the MCBBD and dMCBD complex has been described in the literature for Mo,<sup>2,16,98</sup> W,<sup>96,100</sup> and more recently group four<sup>36,101–103</sup> and five<sup>58,104</sup> transition metals. It is also noteworthy that in the solid-state structure of this molecule, the Ad group points towards the  $\text{dBDI}^{2-}$  ligand, in accord with the *endo* isomer shown in Scheme 1.

Table 1 Selected metrical parameters for the comparison of VCBD scaffolds in complexes **2–4**. Bond lengths are in Angstrom (Å), and bond angles are in degrees ( $^\circ$ ). L =  $\text{dBDI}^{2-} = \text{ArNC}(\text{CH}_3)\text{CHC}(\text{CH}_2)\text{NAr}$ , Ar = 2,6- $^i\text{Pr}_2\text{C}_6\text{H}_3$

	<b>2</b> ( $\text{X}_\alpha = \text{N}$ ; $\text{X}_\beta = \text{C}$ )	<b>3</b> ( $\text{X}_\alpha = \text{C}$ ; $\text{X}_\beta = \text{P}$ )	<b>4</b> ( $\text{X}_\alpha = \text{X}_\beta = \text{C}$ )
$\text{V}-\text{C}_\alpha$ (Å)	1.930(2)	1.817(2)	1.788(7)
$\text{V}-\text{X}_\alpha$ (Å)	1.671(1)	1.914(2)	1.891(7)
$\text{V}-\text{X}_\beta$ (Å)	2.110(2)	2.384(6)	2.004(8)
$\text{C}_\alpha-\text{X}_\beta$ (Å)	1.369(2)	1.802(2)	1.464(1)
$\text{X}_\alpha-\text{X}_\beta$ (Å)	1.482(2)	1.727(2)	1.410(1)
$\text{V}-\text{C}_\alpha-\text{X}_\beta$ ( $^\circ$ )	77.4(4)	82.4(9)	75.3(4)
$\text{V}-\text{X}_\alpha-\text{X}_\beta$ ( $^\circ$ )	82.9(1)	81.7(8)	73.1(4)
$\text{C}_\alpha-\text{X}_\beta-\text{X}_\alpha$ ( $^\circ$ )	116.3(1)	101.6(1)	124.3(7)
$\text{X}_\alpha-\text{V}-\text{C}_\alpha$ ( $^\circ$ )	83.5(1)	94.3(9)	87.3(3)

## Impact of the heteroatom substitution on the structures of 2–4

In our recent studies, we synthesized the VCBF complex (dBDI)  $V(\kappa^2-C, C-tBuCC(H)C^tBu)$  (4) by treating complex C with the terminal alkyne  $HC\equiv C^tBu$ .<sup>58</sup> The solid-state structure confirmed the diamond-like shape of the VCBF moiety, with the  $V-C_\alpha$  bond lengths of 1.891(7) and 1.788(9) Å. The  $C_\alpha-C_\beta$  distances of 1.464(1) and 1.410(1) Å are between typical C–C single bonds and C=C double bonds. The relatively short  $V-C_\beta$  distance of 2.004(8) Å, compared to 2.110(2) Å in complex 2 and 2.384(6) Å in complex 3, suggests a potential interaction between the vanadium center and the  $\beta$ -carbon.<sup>91</sup>

With all VCBF complexes supported with the same dBDI ligand structurally confirmed, we can perform a meaningful comparison of their geometries. Table 1 provides a comparative analysis of these scaffolds, emphasizing key metrical parameters for the VCBF. One striking observation is that the  $V-X_\alpha$  bond in complex 2 is significantly shorter than in complexes 3 and 4, underscoring the strong interaction between the vanadium center and the  $\alpha$ -N atom. The stronger interaction is attributed to the higher electronegativity of the nitrogen atom, which likely facilitates a stronger bond with vanadium. Conversely, there is a gradual decrease in the  $V-C_\alpha$  bond length from 2 to 4, suggesting an increasing contribution of the resonance structure featuring the  $V=C_\alpha$  double bond. Moreover, the  $V-X_\beta$  bond in complex 3 is significantly longer than in complexes 2 and 4, which can be attributed to the larger covalent radius for phosphorus when compared to carbon. When comparing the  $C_\alpha-X_\beta-X_\alpha$  angle, complex 3 stands out as the closest to a square geometry, with this angle being close to 90°. On the other hand, complex 4, despite its symmetrical bonding nature, deviates the most from the square geometry with an angle of 124.3°. The notable differences in these structural parameters suggest that the inclusion of heteroatoms significantly alters the electronic properties of the VCBFs. These changes likely influence the reactivity and stability of these complexes, providing insights into the role of heteroatoms in modulating the electronic structures of the VCBFs.

## Theoretical investigation on the electronic and resonance structures of 2–4

To further investigate the impact of heteroatom substitution on the electronic structures of the VCBFs, we performed DFT calculations at the PBE-D3(BJ)/TZ2P//DZP level of theory.<sup>105–109</sup> Fig. 5 illustrates the frontier orbitals of three complexes, highlighting primary interactions involving the VCBF ligands, identified as  $\pi$ ,  $\sigma$ , and  $\sigma$ -bonding orbitals. The energy level of the lowest  $\sigma$ -bonding orbital follows the anticipated electronegativity trend of P, C, and N atoms, with significant stabilization observed in complex 2, indicating a strong V–N bond. Interestingly, an interaction between the  $\beta$ -P atom and the vanadium center is observed in the HOMO–2 of 3, stabilizing its energy level below that of 4. This interaction is characterized as a dative bond, where the lone pair of the  $\beta$ -P atom donates to the vacant d-orbital of the metal center, which is not seen in 2 and 4

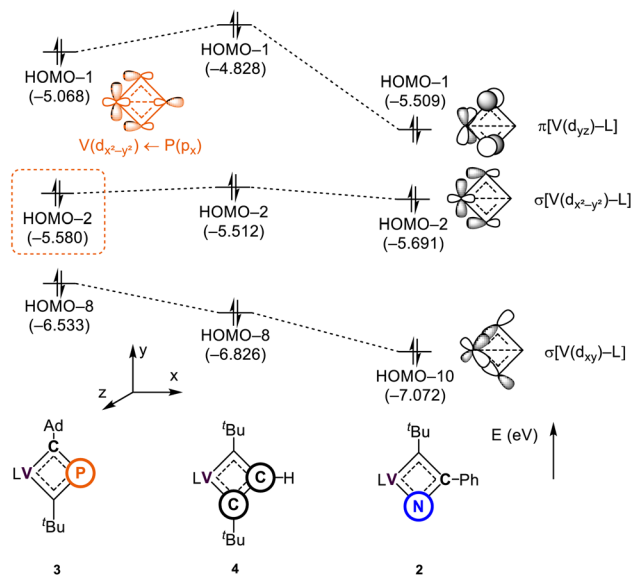


Fig. 5 Molecular orbitals of 2–4 interacting between the metal center and the vanadacyclobutadiene scaffolds. L = dBDI<sup>2-</sup> = ArNC(CH<sub>3</sub>)CHC(CH<sub>2</sub>)NAr, Ar = 2,6-*i*Pr<sub>2</sub>C<sub>6</sub>H<sub>3</sub>.

due to the presence of  $\beta$ -(C–R) bonds (R = Ph (2) and H (4)). These findings suggest that the substitution of heteroatoms results in unique bonding interactions, where in the case of P, the V–P interaction contributes some to the stabilization of the four membered-ring. The remaining d-orbitals on vanadium form  $\sigma$ -bonds with the dBDI<sup>2-</sup> ligand (Fig. S37†).

As shown in Scheme 1, the ambiguous bonding nature within the VCBF scaffolds leads to numerous possible resonance- and charge delocalized-structures for these complexes.

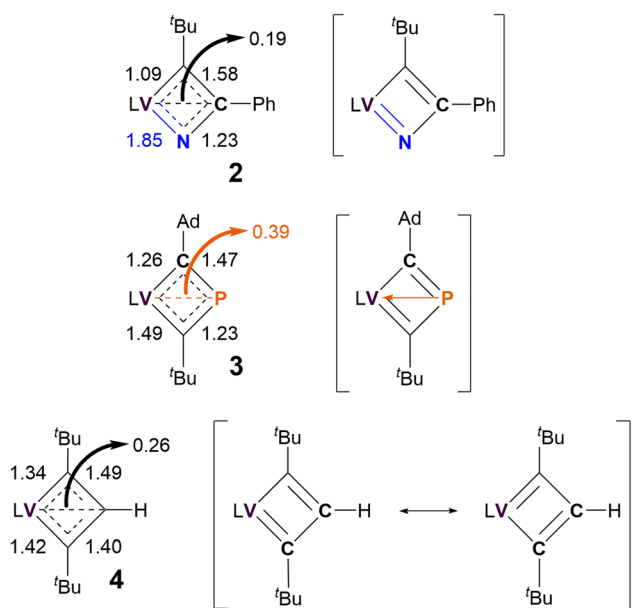


Fig. 6 Nalewajski-Mrozek bond orders of VCBF scaffolds and most probable resonance structures of 2–4. L = dBDI<sup>2-</sup> = ArNC(CH<sub>3</sub>)CHC(CH<sub>2</sub>)NAr, Ar = 2,6-*i*Pr<sub>2</sub>C<sub>6</sub>H<sub>3</sub>.



To identify the most contributing resonance structure, we analyzed the Nalewajski-Mrozek bond order,<sup>110</sup> which offers a valence bond interpretation of DFT results, similar to the Mayer bond order analysis<sup>111</sup> (Fig. S39†). The corresponding bond orders and resonance structures are summarized in Fig. 6.

Unsurprisingly, the resonance between the two Lewis valence structures of the VCB is strongest in complex **4**, with the computed bond order of 1.45 being very close to the ideal resonance value of 1.5. Note, that the calculated numbers in Fig. 6 show a slight variation (1.49/1.40) due to deviations of the molecular structure from the ideal  $C_{2v}$  symmetry. Incorporating a strongly donating imido-like functionality in complex **2** distorts the resonance form much more toward a localized Lewis valence form where a  $V=N$  double bond character is emphasized, with a calculated bond order of 1.85. Consequently, the  $N-C$  bond has lost a notable amount of its double bond character and shows a bond order of only 1.23. Thus, the localized valence structure is a much more appropriate depiction of bonding in **2** than **4**, suggesting that resonance form **2b** in Scheme 1, is the most reasonable, which agrees with our scXRD analysis and optimized structure obtained *via* computational studies. In **3**, the  $P-C$  bonds show an average bond order of 1.35, with the individual bond orders being 1.47 and 1.23 due to structural distortions caused by the Ad and <sup>t</sup>Bu ligands. Thus, a localized Lewis structure is also a good representation for **3**, but only for steric reasons. Interestingly, all three complexes show notable  $\alpha,\beta$ -[CCC/CPC/NCC] agostic interactions<sup>112</sup> that can be envisioned as direct donation from the  $\beta$ -atom of the metallacycle into the metal center. The formal bond orders of this interaction are 0.26, 0.39 and 0.19 for complexes **4**, **3**, and **2**, respectively. This trend for the 3-center-4-electron interaction is easy to understand, given that the  $C-P$  bonds are more polarizable than  $C-C$ , while  $C-N$  is less polarizable than  $C-C$ . This trend suggests that complex **3** should be illustrated with charge delocalization around the four membered ring with some electronic interaction between the vanadium and the  $\beta$ -phosphorous atom, *i.e.* complex **3e** in Scheme 1. Different electron partitioning schemes, such as atoms in molecules<sup>113,114</sup> and the electron localization function<sup>115</sup> analysis paint a similar picture of the electronic structure and are shown in the ESI (Fig. S40–S42).† Thus, from a purely electronic viewpoint,  $\beta$ -P-VCB is best prepared to engage in  $C-P$  bond activation reactions, followed by  $\alpha$ -N-VCB, while the purely carbon based VCB should in principle be the least reactive species in the series. These Lewis valence structures that best reflect the underlying electronic structure of the three complexes are shown in Fig. 6.

## Conclusions

In this study, the vanadium alkylidyne complex **C** has been demonstrated to undergo regiospecific  $[2 + 2]$ -cycloaddition with  $N\equiv CR$  ( $R = \text{Ad or Ph}$ ) and  $P\equiv CAd$ . Based on the <sup>15</sup>N NMR chemical shift observed in 50% <sup>15</sup>N-enriched sample of **1**, we anticipate that its geometry is like that of the Ph derivative **2**, consistent with a planar  $\alpha$ -N-VCB where nitrogen is directly

coordinated to the metal center. In the case of **3**, the more electropositive phosphorus atom causes a reversal in regioselectivity, resulting in the formation of a  $\beta$ -P-VCB scaffold. No evidence of cross-metathesis was observed for these complexes. The successful identification of the crystal structures of **2** and **3** allowed for a systematic comparison of their geometries with the all-carbon analogue **4**, which was structurally confirmed in a previous report. This series of complexes reveals significant differences in the bonding nature between the metal center and adjacent atoms, as well as variations in the shape of the VCB scaffolds, indicating different distributions of electron density within these metallacyclic framework. Theoretical investigations into the electronic and resonance structures of **2** and **3** suggest that the unique  $V-N$  and  $V-P$  interactions enhance the stability of the VCB scaffolds, resulting in a single dominant resonance structure, in contrast to their analogue **4**. We are currently exploring the reactivity of these metallacycles, with a particular interest in the weak  $V-X_\beta$  interactions and the Lewis basicity of the phosphorus atom in **3**.

## Data availability

The data supporting this article have been included as part of the ESI.†

## Author contributions

MGJ: writing – review & editing, writing – original draft, methodology, investigation, formal analysis. JBR: writing – review & editing, writing – original draft, methodology, investigation, formal analysis. HM: formal analysis, investigation, methodology, visualization, writing – original draft, writing – review & editing; SK: formal analysis, investigation, methodology, visualization, writing – original draft, writing – review & editing. PJC: investigation, formal analysis. MRG: investigation, formal analysis. MHB: funding acquisition, resources, supervision, writing – review & editing. DJM: writing – review & editing, supervision, funding acquisition.

## Conflicts of interest

The authors declare no competing conflict of interest.

## Acknowledgements

We thank Professor Takashi Kurogi for insightful discussions, the University of Pennsylvania, and the US National Science Foundation (CHE1764329 and CHE2154620 to D. J. M.) for financial support of this research. The authors also acknowledge the NIH supplements award 3R01GM118510-03S1 and 3R01GM087605-06S1 and financial support of the Vagelos Institute for Energy Sciences and Technology (VIEST) for the purchase of NMR instrument NEO600. J.B.R thanks VIEST for a predoctoral fellowship. We thank the Institute for Basic Science in Korea for financial support (IBS-R010-A1).



## Notes and references

- 1 R. R. Schrock, J. H. Freudenberger, M. L. Listemann and L. G. McCullough, Recent advances in the chemistry of well-defined olefin and acetylene metathesis catalysts, *J. Mol. Catal.*, 1985, **28**, 1–8.
- 2 L. G. McCullough, R. R. Schrock, J. C. Dewan and J. C. Murdzek, Multiple metal-carbon bonds. 38. Preparation of trialkoxymolybdenum(VI) alkylidyne complexes, their reactions with acetylenes, and the x-ray structure of  $\text{Mo}[\text{C}_3(\text{CMe}_3)_2][\text{OCH}(\text{CF}_3)_2](\text{C}_5\text{H}_5\text{N})_2$ , *J. Am. Chem. Soc.*, 1985, **107**, 5987–5998.
- 3 M. R. Churchill and J. W. Ziller, Crystal structure of  $(\eta^5\text{-C}_5\text{H}_5)\text{W}[\text{C}(\text{Ph})\text{C}(\text{CMe}_3)\text{C}(\text{Ph})]\text{Cl}_2$ , a molecule possessing a localized, non-planar tungstenacyclobutadiene ring, *J. Organomet. Chem.*, 1985, **279**, 403–412.
- 4 R. R. Schrock, I. A. Weinstock, A. D. Horton, A. H. Liu and M. H. Schofield, Preparation of rhenium(VII) monoimido alkylidyne complexes and metathesis of acetylenes via rhenacyclobutadiene intermediates, *J. Am. Chem. Soc.*, 1988, **110**, 2686–2687.
- 5 L. L. Padolik, J. C. Gallucci and A. Wojcicki, Fischer-type rhenacyclobutadiene complexes: synthesis, structure, and nucleophilic addition/substitution and oxidation reactions, *J. Am. Chem. Soc.*, 1993, **115**, 9986–9996.
- 6 A. Fürstner and P. W. Davies, Alkyne metathesis, *Chem. Commun.*, 2005, 2307–2320.
- 7 W. Zhang and J. S. Moore, Alkyne Metathesis: Catalysts and Synthetic Applications, *Adv. Synth. Catal.*, 2007, **349**, 93–120.
- 8 S. Beer, C. G. Hrib, P. G. Jones, K. Brandhorst, J. Grunenberg and M. Tamm, Efficient Room-Temperature Alkyne Metathesis with Well-Defined Imidazolin-2-iminato Tungsten Alkylidyne Complexes, *Angew. Chem., Int. Ed.*, 2007, **46**, 8890–8894.
- 9 M. E. O'Reilly, I. Ghiviriga, K. A. Abboud and A. S. Veige, Unusually stable tungstenacyclobutadienes featuring an ONO trianionic pincer-type ligand, *Dalton Trans.*, 2013, **42**, 3326–3336.
- 10 A. Fürstner, Alkyne metathesis on the rise, *Angew. Chem., Int. Ed.*, 2013, **52**, 2794–2819.
- 11 R. Ramírez-Contreras, N. Bhuvanesh and O. V. Ozerov, Cycloaddition and C–H Activation Reactions of a Tantalum Alkylidyne, *Organometallics*, 2015, **34**, 1143–1146.
- 12 P. R. Remya and C. H. Suresh, Planar tetracoordinate carbon in tungstenacyclobutadiene from alkyne metathesis and expanded structures, *Dalton Trans.*, 2016, **45**, 1769–1778.
- 13 C. Bittner, H. Ehrhorn, D. Bockfeld, K. Brandhorst and M. Tamm, Tuning the Catalytic Alkyne Metathesis Activity of Molybdenum and Tungsten 2,4,6-Trimethylbenzylidyne Complexes with Fluoroalkoxide Ligands  $\text{OC}(\text{CF}_3)_n\text{Me}_{3-n}$  ( $n = 0\text{--}3$ ), *Organometallics*, 2017, **36**, 3398–3406.
- 14 D. P. Estes, C. P. Gordon, A. Fedorov, W.-C. Liao, H. Ehrhorn, C. Bittner, M. L. Zier, D. Bockfeld, K. W. Chan, O. Eisenstein, C. Raynaud, M. Tamm and C. Copéret, Molecular and Silica-Supported Molybdenum Alkyne Metathesis Catalysts: Influence of Electronics and Dynamics on Activity Revealed by Kinetics, Solid-State NMR, and Chemical Shift Analysis, *J. Am. Chem. Soc.*, 2017, **139**, 17597–17607.
- 15 M. Cui, R. Lin and G. Jia, Chemistry of Metallacyclobutadienes, *Chem.-Asian J.*, 2018, **13**, 895–912.
- 16 H. Ehrhorn, D. Bockfeld, M. Freytag, T. Bannenberg, C. E. Kefalidis, L. Maron and M. Tamm, Studies on Molybdena- and Tungstenacyclobutadiene Complexes Supported by Fluoroalkoxy Ligands as Intermediates of Alkyne Metathesis, *Organometallics*, 2019, **38**, 1627–1639.
- 17 H. Ehrhorn and M. Tamm, Well-Defined Alkyne Metathesis Catalysts: Developments and Recent Applications, *Chem.-Eur. J.*, 2019, **25**, 3190–3208.
- 18 J. Hillenbrand, M. Leutzsch, C. P. Gordon, C. Copéret and A. Fürstner,  $^{183}\text{W}$  NMR Spectroscopy Guides the Search for Tungsten Alkylidyne Catalysts for Alkyne Metathesis, *Angew. Chem., Int. Ed.*, 2020, **59**, 21758–21768.
- 19 P. M. Hauser, M. van der Ende, J. Groos, W. Frey, D. Wang and M. R. Buchmeiser, Cationic Tungsten Alkylidyne N-Heterocyclic Carbene Complexes: Synthesis and Reactivity in Alkyne Metathesis, *Eur. J. Inorg. Chem.*, 2020, **2020**, 3070–3082.
- 20 A. Haack, J. Hillenbrand, M. Leutzsch, M. van Gastel, F. Neese and A. Fürstner, Productive Alkyne Metathesis with “Canopy Catalysts” Mandates Pseudorotation, *J. Am. Chem. Soc.*, 2021, **143**, 5643–5648.
- 21 R. R. Thompson, M. E. Rotella, X. Zhou, F. R. Fronczek, O. Gutierrez and S. Lee, Impact of Ligands and Metals on the Formation of Metallacyclic Intermediates and a Nontraditional Mechanism for Group VI Alkyne Metathesis Catalysts, *J. Am. Chem. Soc.*, 2021, **143**, 9026–9039.
- 22 Y. Cai, Y. Hua, Z. Lu, J. Chen, D. Chen and H. Xia, Metallacyclobutadienes: Intramolecular Rearrangement from Kinetic to Thermodynamic Isomers, *Adv. Sci.*, 2024, **11**, 2403940.
- 23 B. C. Bailey, A. R. Fout, H. Fan, J. Tomaszewski, J. C. Huffman, J. B. Gary, M. J. Johnson and D. J. Mindiola, Snapshots of an alkylidyne for nitride triple-bond metathesis, *J. Am. Chem. Soc.*, 2007, **129**, 2234–2235.
- 24 T. Kurogi, P. J. Carroll and D. J. Mindiola, A Terminally Bound Niobium Methylidyne, *J. Am. Chem. Soc.*, 2016, **138**, 4306–4309.
- 25 A. M. Geyer, R. L. Gdula, E. S. Wiedner and M. J. Johnson, Catalytic nitrile-alkyne cross-metathesis, *J. Am. Chem. Soc.*, 2007, **129**, 3800–3801.
- 26 A. M. Geyer, E. S. Wiedner, J. B. Gary, R. L. Gdula, N. C. Kuhlmann, M. J. Johnson, B. D. Dunietz and J. W. Kampf, Synthetic, mechanistic, and computational investigations of nitrile-alkyne cross-metathesis, *J. Am. Chem. Soc.*, 2008, **130**, 8984–8999.
- 27 A. F. Hill, J. A. K. Howard, T. P. Spaniol, F. G. A. Stone and J. Szameitat, Reactions of Mono- and Dinuclear Metal-





- Alkylidyne Complexes with Phosphaalkynes:  $C\equiv P$  and  $C\equiv Mo$  Metathesis, *Angew. Chem., Int. Ed. Engl.*, 1989, **28**, 210–211.
- 28 Hill and coworkers, were however able to isolate a  $\beta$ -phosphametallacycle supported by a bridging iron tricarbonyl fragment as described in ref. 27.
- 29 V. K. Jakhar, A. M. Esper, I. Ghiviriga, K. A. Abboud, C. Ehm and A. S. Veige, Isolation of an Elusive Phosphametallacyclobutadiene and Its Role in Reversible Carbon–Carbon Bond Cleavage, *Angew. Chem., Int. Ed.*, 2022, **61**, e202203073.
- 30 S. S. A. Juaid, D. Carmichael, P. B. Hitchcock, A. Marinetti, F. Mathey and J. F. Nixon, Reactions of zero- and di-valent platinum metal complexes with phosphirene ring systems. Crystal structures of cis-[PtCl<sub>2</sub>(PEt<sub>3</sub>)(PPhCPh=CPh)], cis-[PtI(PPh<sub>3</sub>)(CPh=CPhPPhMe)] and [(Et<sub>3</sub>P)<sub>2</sub>Pt(CPh=CPhPPh)W(CO)<sub>5</sub>], *J. Chem. Soc., Dalton Trans.*, 1991, 905–915.
- 31 F. G. N. Cloke, P. B. Hitchcock, J. F. Nixon, D. James Wilson and P. Mountford, One- and two-step [2+2] cycloaddition reactions of group 4 imides with the phosphaalkyne Bu<sup>+</sup>CP. Crystal and molecular structures of [Zr( $\eta^5$ -C<sub>5</sub>H<sub>5</sub>)<sub>2</sub>(PCBu<sup>+</sup>NC<sub>6</sub>H<sub>5</sub>Me<sub>2</sub>, 2,6)] and [TiCl<sub>2</sub>(P<sub>2</sub>C<sub>2</sub>Bu<sup>+</sup>NC<sub>6</sub>H<sub>5</sub>)(py)] (py) = pyridine), *Chem. Commun.*, 1999, 661–662.
- 32 S. Roy, E. D. Jemmis, A. Schulz, T. Beweries and U. Rosenthal, Theoretical Evidence of the Stabilization of an Unusual Four-Membered Metallacycloallene by a Transition-Metal Fragment, *Angew. Chem., Int. Ed.*, 2012, **51**, 5347–5350.
- 33 S. Roy, U. Rosenthal and E. D. Jemmis, Metallacyclocumulenes: A Theoretical Perspective on the Structure, Bonding, and Reactivity, *Acc. Chem. Res.*, 2014, **47**, 2917–2930.
- 34 F. Reiß, M. Reiß, A. Spannenberg, H. Jiao, D. Hollmann, P. Arndt, U. Rosenthal and T. Beweries, Titanocene Silylpropyne Complexes: Promising Intermediates en route to a Four-Membered 1-Metallacyclobuta-2,3-diene?, *Chem.-Eur. J.*, 2017, **23**, 14158–14162.
- 35 U. Rosenthal, A Ghost Trapped: Realization of the 1-Titanacyclobuta-2,3-diene as the First Four-Membered Group 4 Metallacycloallene, *Eur. J. Inorg. Chem.*, 2019, **2019**, 3456–3461.
- 36 F. Reiß, M. Reiß, J. Bresien, A. Spannenberg, H. Jiao, W. Baumann, P. Arndt and T. Beweries, 1-Titanacyclobuta-2,3-diene – an elusive four-membered cyclic allene, *Chem. Sci.*, 2019, **10**, 5319–5325.
- 37 T. Yoshimoto, H. Hashimoto, M. Ray, N. Hayakawa, T. Matsuo, J. Chakrabarti and H. Tobita, Products of [2+2] Cycloaddition between a  $W\equiv Si$  Triple-bonded Complex and Alkynes: Isolation, Structure, and Non-classical Bonding Interaction, *Chem. Lett.*, 2020, **49**, 311–314.
- 38 H. Lang, L. Zsolnai and G. Huttner, Metallorganische  $\pi$ -Liganden:  $\eta^4$ -1-Phospha-2-ferracyclobutadien-Komplexe, *Chem. Ber.*, 1985, **118**, 4426–4432.
- 39 J. B. Russell, M. G. Jafari, J. H. Kim, B. Pudasaini, A. Ozarowski, J. Telser, M.-H. Baik and D. J. Mindiola, Ynamide and Azaallenyl. Acid-Base Promoted Chelotropic and Spin-State Rearrangements in a Versatile Heterocumulene [(Ad)NCC(<sup>t</sup>Bu)], *Angew. Chem., Int. Ed.*, 2024, **63**, e202401433.
- 40 F. Basuli, U. J. Kilgore, X. Hu, K. Meyer, M. Pink, J. C. Huffman and D. J. Mindiola, Cationic and Neutral Four-Coordinate Alkylidene Complexes of Vanadium(IV) Containing Short V=C Bonds, *Angew. Chem., Int. Ed.*, 2004, **43**, 3156–3159.
- 41 F. Basuli, B. C. Bailey, D. Brown, J. Tomaszewski, J. C. Huffman, M.-H. Baik and D. J. Mindiola, Terminal vanadium-neopentylidyne complexes and intramolecular cross-metathesis reactions to generate azametallacyclohexatrienes, *J. Am. Chem. Soc.*, 2004, **126**, 10506–10507.
- 42 B. C. Bailey, H. Fan, E. W. Baum, J. C. Huffman, M.-H. Baik and D. J. Mindiola, Intermolecular C-H bond activation promoted by a titanium alkylidyne, *J. Am. Chem. Soc.*, 2005, **127**, 16016–16017.
- 43 J. T. Lyon and L. Andrews, Electron Deficient Carbon–Titanium Triple Bonds: Formation of Triplet  $XC\div TiX_3$  Methylidyne Complexes, *Inorg. Chem.*, 2006, **45**, 9858–9863.
- 44 B. C. Bailey, J. C. Huffman and D. J. Mindiola, Intermolecular Activation of C–X (X = H, O, F) Bonds by a  $Ti\equiv C^tBu$  Linkage, *J. Am. Chem. Soc.*, 2007, **129**, 5302–5303.
- 45 B. C. Bailey, H. Fan, J. C. Huffman, M.-H. Baik and D. J. Mindiola, Room Temperature Ring-Opening Metathesis of Pyridines by a Transient  $Ti\equiv C$  Linkage, *J. Am. Chem. Soc.*, 2006, **128**, 6798–6799.
- 46 B. C. Bailey, H. Fan, J. C. Huffman, M.-H. Baik and D. J. Mindiola, Intermolecular C–H Bond Activation Reactions Promoted by Transient Titanium Alkylidynes. Synthesis, Reactivity, Kinetic, and Theoretical Studies of the  $Ti\equiv C$  Linkage, *J. Am. Chem. Soc.*, 2007, **129**, 8781–8793.
- 47 D. Adhikari, F. Basuli, J. H. Orlando, X. F. Gao, J. C. Huffman, M. Pink and D. J. Mindiola, Zwitterionic and Cationic Titanium and Vanadium Complexes Having Terminal M–C Multiple Bonds. The Role of the  $\beta$ -Diketiminato Ligand in Formation of Charge-Separated Species, *Organometallics*, 2009, **28**, 4115–4125.
- 48 A. R. Fout, J. Scott, D. L. Miller, B. C. Bailey, M. Pink and D. J. Mindiola, Dehydrofluorination of Hydrofluorocarbons by Titanium Alkylidynes via Sequential C-H/C-F Bond Activation Reactions. A Synthetic, Structural, and Mechanistic Study of 1,2-CH Bond Addition and  $\beta$ -Fluoride Elimination, *Organometallics*, 2009, **28**, 331–347.
- 49 J. Scott and D. J. Mindiola, A tribute to Frederick Nye Tebbe. Lewis acid stabilized alkylidyne, alkylidene, and imides of 3d early transition metals, *Dalton Trans.*, 2009, 8463–8472.
- 50 B. C. Bailey, A. R. Fout, H. Fan, J. Tomaszewski, J. C. Huffman and D. J. Mindiola, An Alkylidyne Analogue of Tebbe's Reagent: Trapping Reactions of a Titanium Neopentylidyne by Incomplete and Complete 1,2-Additions, *Angew. Chem., Int. Ed.*, 2007, **46**, 8246–8249.



- 51 J. A. Flores, V. N. Cavaliere, D. Buck, B. Pintér, G. Chen, M. G. Crestani, M.-H. Baik and D. J. Mindiola, Methane activation and exchange by titanium-carbon multiple bonds, *Chem. Sci.*, 2011, **2**, 1457–1462.
- 52 V. N. Cavaliere, M. G. Crestani, B. Pinter, M. Pink, C. H. Chen, M.-H. Baik and D. J. Mindiola, Room temperature dehydrogenation of ethane to ethylene, *J. Am. Chem. Soc.*, 2011, **133**, 10700–10703.
- 53 A. K. Hickey, M. G. Crestani, A. R. Fout, X. Gao, C. H. Chen and D. J. Mindiola, Dehydrogenation of hydrocarbons with metal-carbon multiple bonds and trapping of a titanium(II) intermediate, *Dalton Trans.*, 2014, **43**, 9834–9837.
- 54 M. Kamitani, B. Pinter, K. Searles, M. G. Crestani, A. Hickey, B. C. Manor, P. J. Carroll and D. J. Mindiola, Phosphinoalkylidene and -alkylidyne Complexes of Titanium: Intermolecular C–H Bond Activation and Dehydrogenation Reactions, *J. Am. Chem. Soc.*, 2015, **137**, 11872–11875.
- 55 P. Zatsepin, E. Lee, J. Gu, M. R. Gau, P. J. Carroll, M.-H. Baik and D. J. Mindiola, Tebbe-like and Phosphonioalkylidene and -alkylidyne Complexes of Scandium, *J. Am. Chem. Soc.*, 2020, **142**, 10143–10152.
- 56 P. Deng, X. Shi, X. Gong and J. Cheng, Trinuclear scandium methylidyne complexes stabilized by pentamethylcyclopentadienyl ligands, *Chem. Commun.*, 2021, **57**, 6436–6439.
- 57 S. Hernandez, D. S. Belov, V. Krivovicheva, S. Senthil and K. V. Bukhryakov, Decreasing the Bond Order between Vanadium and Oxo Ligand to Form 3d Schrock Carbynes, *J. Am. Chem. Soc.*, 2024, **146**, 18905–18909.
- 58 M. G. Jafari, J. B. Russell, H. Lee, B. Pudasaini, D. Pal, Z. Miao, M. R. Gau, P. J. Carroll, B. S. Sumerlin, A. S. Veige, M.-H. Baik and D. J. Mindiola, Vanadium Alkylidyne Initiated Cyclic Polymer Synthesis: The Importance of a Deprotiovanadacyclobutadiene Moiety, *J. Am. Chem. Soc.*, 2024, **146**, 2997–3009.
- 59 O. Theilmann, M. Ruhmann, A. Villinger, A. Schulz, W. W. Seidel, K. Kaleta, T. Beweries, P. Arndt and U. Rosenthal,  $[\text{Cp}_2\text{Ti}^{\text{III}}(\text{NCy})_2\text{C-Ti}^{\text{III}}\text{Cp}_2]$ : A Transient Titanocene Carbene Complex?, *Angew. Chem., Int. Ed.*, 2010, **49**, 9282–9285.
- 60 M. Haehnel, S. Hansen, A. Spannenberg, P. Arndt, T. Beweries and U. Rosenthal, Highly Strained Heterometallacycles of Group 4 Metallocenes with Bis(diphenylphosphino)amide Ligands, *Chem.-Eur. J.*, 2012, **18**, 10546–10553.
- 61 M. Haehnel, M. Ruhmann, O. Theilmann, S. Roy, T. Beweries, P. Arndt, A. Spannenberg, A. Villinger, E. D. Jemmis, A. Schulz and U. Rosenthal, Reactions of Titanocene Bis(trimethylsilyl)acetylene Complexes with Carbodiimides: An Experimental and Theoretical Study of Complexation versus C–N Bond Activation, *J. Am. Chem. Soc.*, 2012, **134**, 15979–15991.
- 62 K. Kaleta, M. Ruhmann, O. Theilmann, S. Roy, T. Beweries, P. Arndt, A. Villinger, E. D. Jemmis, A. Schulz and U. Rosenthal, Experimental and Theoretical Studies of Unusual Four-Membered Metallacycles from Reactions of Group 4 Metallocene Bis(trimethylsilyl)acetylene Complexes with the Sulfurdiimide  $\text{Me}_3\text{SiN}=\text{S}=\text{NSiMe}_3$ , *Eur. J. Inorg. Chem.*, 2012, **2012**, 611–617.
- 63 L. Becker, V. V. Burlakov, P. Arndt, A. Spannenberg, W. Baumann, H. Jiao and U. Rosenthal, Reactions of Group 4 Metallocene Complexes with Mono- and Diphenylacetoneitrile: Formation of Unusual Four- and Six-Membered Metallacycles, *Chem.-Eur. J.*, 2013, **19**, 4230–4237.
- 64 T. Beweries, M. Haehnel and U. Rosenthal, Recent advances in the chemistry of heterometallacycles of group 4 metallocenes, *Catal. Sci. Technol.*, 2013, **3**, 18–28.
- 65 M. Haehnel, S. Hansen, K. Schubert, P. Arndt, A. Spannenberg, H. Jiao and U. Rosenthal, Synthesis, Characterization and Reactivity of Group 4 Metallocene Bis(diphenylphosphino)acetylene Complexes—A Reactivity and Bonding Study, *J. Am. Chem. Soc.*, 2013, **135**, 17556–17565.
- 66 M. Haehnel, J. B. Priebe, J. C. H. Yim, A. Spannenberg, A. Brückner, L. L. Schafer and U. Rosenthal, Four-Membered Heterometallacyclic  $d^0$  and  $d^1$  Complexes of Group 4 Metallocenes with Amidato Ligands, *Chem.-Eur. J.*, 2014, **20**, 7752–7758.
- 67 E. P. Beaumier, C. P. Gordon, R. P. Harkins, M. E. McGreal, X. Wen, C. Copéret, J. D. Goodpaster and I. A. Tonks,  $\text{Cp}_2\text{Ti}(\kappa^2\text{-}^t\text{BuNCN}^t\text{Bu})$ : A Complex with an Unusual  $\kappa^2$  Coordination Mode of a Heterocumulene Featuring a Free Carbene, *J. Am. Chem. Soc.*, 2020, **142**, 8006–8018.
- 68 U. Rosenthal, Update for Reactions of Group 4 Metallocene Bis(trimethylsilyl)acetylene Complexes: A Never-Ending Story?, *Organometallics*, 2020, **39**, 4403–4414.
- 69 L. Pauling, The nature of the chemical bond. IV. The energy of single bonds and the relative electronegativity of atoms, *J. Am. Chem. Soc.*, 1932, **54**, 3570–3582.
- 70 A. L. Allred, Electronegativity values from thermochemical data, *J. Inorg. Nucl. Chem.*, 1961, **17**, 215–221.
- 71 R. L. Gdula, M. J. A. Johnson and N. W. Ockwig, Nitrogen-Atom Exchange Mediated by Nitrido Complexes of Molybdenum, *Inorg. Chem.*, 2005, **44**, 9140–9142.
- 72 P. G. Hayes, W. E. Piers and M. Parvez, Cationic Organoscandium  $\beta$ -Diketiminato Chemistry: Arene Exchange Kinetics in Solvent Separated Ion Pairs, *J. Am. Chem. Soc.*, 2003, **125**, 5622–5623.
- 73 C. H. Suresh and G. Frenking, 1,3-Metal–Carbon Bonding and Alkyne Metathesis: DFT Investigations on Model Complexes of Group 4, 5, and 6 Transition Metals, *Organometallics*, 2012, **31**, 7171–7180.
- 74 G. Erker, R. Lecht, R. Schlund, K. Angermund and C. Krüger, Vanadium Carbene Complexes by Reaction of (Diene)metallocenes with  $[\text{CpV}(\text{CO})_4]$ , *Angew. Chem., Int. Ed. Engl.*, 1987, **26**, 666–668.
- 75 B. Hessen, A. Meetsma and J. H. Teuben, Alkylidene complex of vanadium: synthesis and structure of cyclopentadienyl[bis(dimethylphosphino)ethane](neopentylidene)vanadium(III), *J. Am. Chem. Soc.*, 1989, **111**, 5977–5978.



- 76 B. Hessen, A. Meetsma, F. Van Bolhuis, J. H. Teuben, G. Helgesson and S. Jagner, Chemistry of carbon monoxide free monocyclopentadienylvanadium(I) alkene and alkyne complexes, *Organometallics*, 1990, **9**, 1925–1936.
- 77 M. Berlekamp, G. Erker and J. L. Petersen, Structure of a metallacyclic metaloxycarbene vanadium complex prepared from  $\text{CpV}(\text{CO})_4$ , *J. Organomet. Chem.*, 1993, **458**, 97–103.
- 78 B. Hessen, J. K. F. Buijink, A. Meetsma, J. H. Teuben, G. Helgesson, M. Haakansson, S. Jagner and A. L. Spek, *a*-, *b*-, and *d*-Hydrogen abstraction in the thermolysis of paramagnetic vanadium(III) dialkyl complexes, *Organometallics*, 1993, **12**, 2268–2276.
- 79 J.-K. F. Buijink, J. H. Teuben, H. Kooijman and A. L. Spek, Synthesis, Molecular Structure, and Reactivity of a Half-Sandwich Vanadium(III) Imido Complex: The First Vanadium(V) Alkylidene, *Organometallics*, 1994, **13**, 2922–2924.
- 80 M. Grehl, M. Berlekamp and G. Erker, A Nine-Membered Metallacyclic Metalloxycarbene Vanadium Complex, *Acta Crystallogr., Sect. C: Cryst. Struct. Commun.*, 1995, **51**, 1772–1774.
- 81 M. Moore, S. Gambarotta, G. Yap, L. M. Liable-Sands and A. L. Rheingold, Formation of a vanadium(V) bicyclic carbene–amide complex *via* insertion of alkyne into a V–C bond, *Chem. Commun.*, 1997, 643–644.
- 82 J. Yamada, M. Fujiki and K. Nomura, A Vanadium(V) Alkylidene Complex Exhibiting Remarkable Catalytic Activity for Ring-Opening Metathesis Polymerization (ROMP), *Organometallics*, 2005, **24**, 2248–2250.
- 83 U. J. Kilgore, C. A. Sengelaub, M. Pink, A. R. Fout and D. J. Mindiola, A Transient  $\text{V}^{\text{III}}$ –Alkylidene Complex: Oxidation Chemistry Including the Activation of  $\text{N}_2$  to Afford a Highly Porous Honeycomb-Like Framework, *Angew. Chem., Int. Ed.*, 2008, **47**, 3769–3772.
- 84 G. Liu, X. Lu, M. Gagliardo, D. J. Beetstra, A. Meetsma and B. Hessen, Vanadium ( $\beta$ -(Dimethylamino)ethyl) cyclopentadienyl Complexes with Diphenylacetylene Ligands, *Organometallics*, 2008, **27**, 2316–2320.
- 85 W. Zhang and K. Nomura, Facile Synthesis of (Imido) vanadium(V)–Alkyl, Alkylidene Complexes Containing an N-Heterocyclic Carbene Ligand from Their Trialkyl Analogues, *Organometallics*, 2008, **27**, 6400–6402.
- 86 U. J. Kilgore, H. Fan, M. Pink, E. Urnezis, J. D. Protasiewicz and D. J. Mindiola, Phosphinidene group-transfer with a phospho-Wittig reagent: a new entry to transition metal phosphorus multiple bonds, *Chem. Commun.*, 2009, 4521–4523.
- 87 S. Zhang, M. Tamm and K. Nomura, 1,2-C–H Activation of Benzene Promoted by (Arylimido)vanadium(V)–Alkylidene Complexes: Isolation of the Alkylidene, Benzene Complexes, *Organometallics*, 2011, **30**, 2712–2720.
- 88 K. Nomura, K. Suzuki, S. Katao and Y. Matsumoto, Ring-Opening Polymerization of THF by Aryloxo-Modified (Imido)vanadium(V)–alkyl Complexes and Ring-Opening Metathesis Polymerization by Highly Active  $\text{V}(\text{CHSiMe}_3)(\text{NAd})(\text{OC}_6\text{F}_5)(\text{PMe}_3)_2$ , *Organometallics*, 2012, **31**, 5114–5120.
- 89 K. Hatagami and K. Nomura, Synthesis of (Adamantylimido) vanadium(V)–Alkyl, Alkylidene Complex Trapped with  $\text{PMe}_3$ : Reactions of the Alkylidene Complexes with Phenols, *Organometallics*, 2014, **33**, 6585–6592.
- 90 K. Nomura, B. K. Bahuleyan, K. Tsutsumi and A. Igarashi, Synthesis of (Imido)vanadium(V) Alkyl and Alkylidene Complexes Containing Imidazolidin-2-iminato Ligands: Effect of Imido Ligand on ROMP and 1,2-C–H Bond Activation of Benzene, *Organometallics*, 2014, **33**, 6682–6691.
- 91 S. Chaimongkolkunasin and K. Nomura, (Arylimido) Vanadium(V)–Alkylidenes Containing Chlorinated Phenoxy Ligands: Thermally Robust, Highly Active Catalyst in Ring-Opening Metathesis Polymerization of Cyclic Olefins, *Organometallics*, 2018, **37**, 2064–2074.
- 92 D. Rehder, Vanadium NMR of organovanadium complexes, *Coord. Chem. Rev.*, 2008, **252**, 2209–2223.
- 93 P. G. Hayes, W. E. Piers and M. Parvez, Synthesis, Structure, and Ion Pair Dynamics of  $\beta$ -Diketiminato-Supported Organoscandium Contact Ion Pairs, *Organometallics*, 2005, **24**, 1173–1183.
- 94 V. Iaroshenko, *Organophosphorus Chemistry: From Molecules to Applications*, John Wiley & Sons, 2019.
- 95 S. S. Batsanov, Van der Waals Radii of Elements, *Inorg. Mater.*, 2001, **37**, 871–885.
- 96 M. R. Churchill and J. W. Ziller, Crystal structure of a deprotonated tungstenacyclobutadiene complex,  $(\eta^5\text{-C}_5\text{H}_5)\text{W}[\text{C}_3(\text{CMe}_3)_2]\text{Cl}$ ; characterization of an  $\eta^3\text{-RCCCR}$  ligand, *J. Organomet. Chem.*, 1985, **281**, 237–248.
- 97 J. H. Freudenberger and R. R. Schrock, Multiple metal-carbon bonds. 42. Formation of tungstenacyclobutadiene complexes containing a proton in the ring and their conversion to deprotonated tungstenacyclobutadiene complexes, *Organometallics*, 1986, **5**, 1411–1417.
- 98 J. Heppekausen, R. Stade, A. Kondoh, G. Seidel, R. Goddard and A. Furstner, Optimized synthesis, structural investigations, ligand tuning and synthetic evaluation of silyloxy-based alkyne metathesis catalysts, *Chem.–Eur. J.*, 2012, **18**, 10281–10299.
- 99 R. Lhermet and A. Furstner, Cross-Metathesis of Terminal Alkynes, *Chem.–Eur. J.*, 2014, **20**, 13188–13193.
- 100 L. G. McCullough, M. L. Listemann, R. R. Schrock, M. R. Churchill and J. W. Ziller, Multiple metal-carbon bonds. 34. Why terminal alkynes cannot be metathesized. Preparation and crystal structure of a deprotonated tungstenacyclobutadiene complex,  $\text{W}(\eta^5\text{-C}_5\text{H}_5)[\text{C}_3(\text{CMe}_3)_2]\text{Cl}$ , *J. Am. Chem. Soc.*, 1983, **105**, 6729–6730.
- 101 X. Shi, S. Li, M. Reiß, A. Spannenberg, T. Holtrichter-Rößmann, F. Reiß and T. Beweries, 1-Zirconacyclobuta-2,3-dienes: synthesis of organometallic analogs of elusive 1,2-cyclobutadiene, unprecedented intramolecular C–H activation, and reactivity studies, *Chem. Sci.*, 2021, **12**, 16074–16084.
- 102 X. Shi, S. Li, A. Spannenberg, F. Reiß and T. Beweries, Selective 1,2-insertion of carbodiimides and substrate-



- divergent silyl group migration at 1-metallacyclobuta-2,3-dienes, *Inorg. Chem. Front.*, 2023, **10**, 3584–3594.
- 103 S. Li, M. Schroder, A. Prudlik, X. Shi, A. Spannenberg, J. Rabeah, R. Francke, B. Corzilius, F. Reiss and T. Beweries, A General Concept for the Electronic and Steric Modification of 1-Metallacyclobuta-2,3-dienes: A Case Study of Group 4 Metallocene Complexes, *Chem.–Eur. J.*, 2024, **30**, e202400708.
  - 104 J. B. Russell, D. Konar, T. M. Keller, M. R. Gau, P. J. Carroll, J. Telser, D. W. Lester, A. S. Veige, B. S. Sumerlin and D. J. Mindiola, Metallacyclobuta-(2,3)-diene: A Bidentate Ligand for Stream-line Synthesis of First Row Transition Metal Catalysts for Cyclic Polymerization of Phenylacetylene, *Angew. Chem., Int. Ed.*, 2024, **63**, e202318956.
  - 105 J. P. Perdew, K. Burke and M. Ernzerhof, Generalized gradient approximation made simple, *Phys. Rev. Lett.*, 1996, **77**, 3865.
  - 106 S. Grimme, J. Antony, S. Ehrlich and H. Krieg, A consistent and accurate ab initio parametrization of density functional dispersion correction (DFT-D) for the 94 elements H–Pu, *J. Chem. Phys.*, 2010, **132**, 154104.
  - 107 S. Grimme, S. Ehrlich and L. Goerigk, Effect of the damping function in dispersion corrected density functional theory, *J. Comput. Chem.*, 2011, **32**, 1456–1465.
  - 108 E. Van Lenthe and E. J. Baerends, Optimized Slater-type basis sets for the elements 1–118, *J. Comput. Chem.*, 2003, **24**, 1142–1156.
  - 109 R. G. Parr, S. R. Gadre and L. J. Bartolotti, Local density functional theory of atoms and molecules, *Proc. Natl. Acad. Sci. U. S. A.*, 1979, **76**, 2522–2526.
  - 110 R. F. Nalewajski, J. Mrozek and A. Michalak, Two-electron valence indices from the Kohn-Sham orbitals, *Int. J. Quantum Chem.*, 1997, **61**, 589–601.
  - 111 I. Mayer, Charge, bond order and valence in the AB initio SCF theory, *Chem. Phys. Lett.*, 1983, **97**, 270–274.
  - 112 C. H. Suresh and M.-H. Baik,  $\alpha$ ,  $\beta$ -(C–C–C) Agostic bonds in transition metal based olefin metathesis catalyses, *Dalton Trans.*, 2005, 2982–2984.
  - 113 J. I. Rodríguez, R. F. Bader, P. W. Ayers, C. Michel, A. W. Götz and C. Bo, A high performance grid-based algorithm for computing QTAIM properties, *Chem. Phys. Lett.*, 2009, **472**, 149–152.
  - 114 J. I. Rodríguez, An efficient method for computing the QTAIM topology of a scalar field: The electron density case, *J. Comput. Chem.*, 2013, **34**, 681–686.
  - 115 A. D. Becke and K. E. Edgecombe, A simple measure of electron localization in atomic and molecular systems, *J. Chem. Phys.*, 1990, **92**, 5397–5403.

