

Chemical Science

Accepted Manuscript



This is an *Accepted Manuscript*, which has been through the Royal Society of Chemistry peer review process and has been accepted for publication.

Accepted Manuscripts are published online shortly after acceptance, before technical editing, formatting and proof reading. Using this free service, authors can make their results available to the community, in citable form, before we publish the edited article. We will replace this *Accepted Manuscript* with the edited and formatted *Advance Article* as soon as it is available.

You can find more information about *Accepted Manuscripts* in the [Information for Authors](#).

Please note that technical editing may introduce minor changes to the text and/or graphics, which may alter content. The journal's standard [Terms & Conditions](#) and the [Ethical guidelines](#) still apply. In no event shall the Royal Society of Chemistry be held responsible for any errors or omissions in this *Accepted Manuscript* or any consequences arising from the use of any information it contains.

ARTICLE

Selecting Reactions and Reactants using a Switchable Rotaxane Organocatalyst with Two Different Active Sites

Cite this: DOI: 10.1039/x0xx00000x

Received 00th January 2012,
Accepted 00th January 2012

DOI: 10.1039/x0xx00000x

www.rsc.org/

Jack Beswick,^a Victor Blanco,^a Guillaume De Bo,^a David A. Leigh,^{a*} Urszula Lewandowska,^a Bartosz Lewandowski^a and Kenji Mishiro^a

The activation mode of a rotaxane-based organocatalyst with both secondary amine and squaramide catalytic units can be switched with acid or base. The macrocycle blocks whichever of the catalytic sites it is positioned over. The switchable rotaxane catalyst generates different products from a mixture of three building blocks according to the location of the macrocyclic ring in the rotaxane.

Introduction

Synthetic catalysts have previously been developed where a stimulus can be used to turn the catalytic activity 'on' or 'off'^{1,2} or to change the stereochemical outcome of a reaction³. Here we report on an artificial system that can switch between two different modes of organocatalysis,⁴ each promoting a different chemical transformation. The result is a molecular catalyst that can be used to produce different reaction outcomes from a mixture of building blocks (Figure 1).

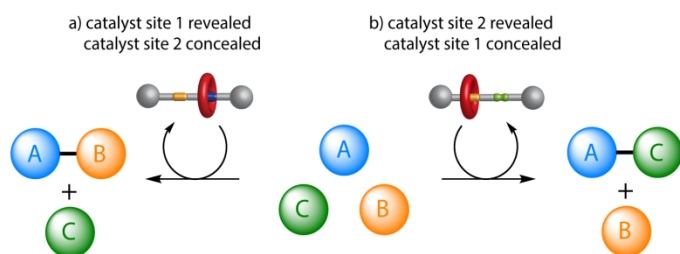


Figure 1. Different products from a mixture of building blocks using a rotaxane catalyst switchable between two different active sites (e.g. **1**/**1**-H⁺·CF₃CO₂⁻, Figure 2). Alternative reactions are promoted (involving particular functional groups on different building blocks) according to which active site of the catalyst is revealed (e.g. Figure 4).

The switchable catalyst employed is a [2]rotaxane in which the position of the macrocycle can be changed⁵ to block one or other of two organocatalytic active sites.^{2,6} The rotaxane (**1**/**1**-H⁺·CF₃CO₂⁻, Figure 2) features a thread bearing dibenzylamine/dibenzylammonium and squaramide units as the catalytic centres. The activities of the organocatalytic sites are

based on different activation mechanisms: the secondary amine/ammonium unit is able² to promote iminium⁷ (and potentially enamine⁸ and trienamine⁹) catalysis while squaramide-catalyzed reactions proceed through the activation of electrophiles by hydrogen bonding.¹⁰ The macrocycle of the rotaxane contains a pyridyl-2,6-dicarboxamide unit that can bind effectively to the squaramide residue, and a crown ether-like region that has a very high affinity for secondary ammonium ions but not for non-protonated amines.¹¹ A rigid spacer was introduced between the two active sites on the thread to prevent folding. Accordingly, when the rotaxane is protonated (**1**-H⁺·CF₃CO₂⁻) the macrocycle should preferentially encapsulate the dibenzylammonium group, masking it from being available for catalysis (iminium catalysis 'off') while leaving the squaramide site accessible (hydrogen bond catalysis 'on'). In the neutral form of the rotaxane (**1**) the squaramide should be the preferred binding site for the macrocycle, concealing it and making it unavailable for catalysis (hydrogen bond catalysis 'off') whilst leaving the secondary amine exposed (iminium catalysis 'on').¹²

Results and discussion

The synthesis of **1** utilized the intended pyridinedicarboxamide-squaramide recognition motif to promote the threading of a suitable squaramide derivative, **3**, through the cavity of macrocycle **5**, covalently capturing the interlocked structure through amide bond formation with bulky 'stopper' **4** (Figure 3, see Supporting Information for details). [2]Rotaxane **1**-Boc was isolated in 47 % yield along with the non-interlocked thread (**2**-Boc, 46 %).

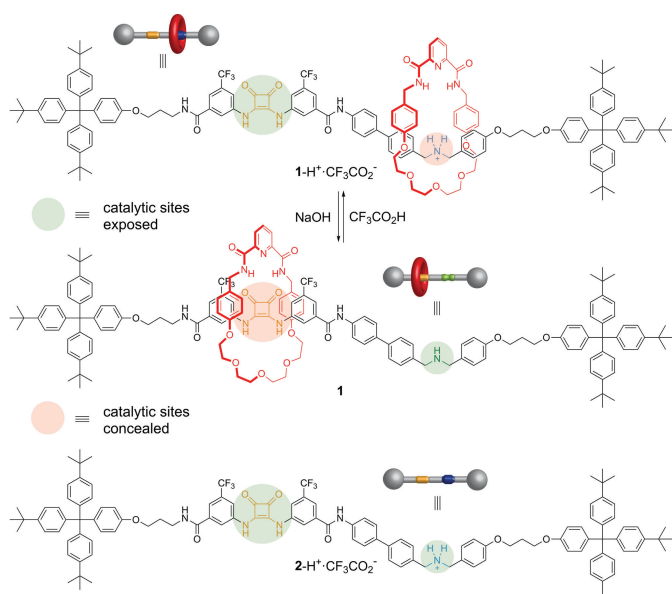


Figure 2. Acid–base control of the position of the macrocycle in rotaxane **1** (iminium catalysis ‘on’; hydrogen bond catalysis ‘off’)/ $1\text{-H}^+\cdot\text{CF}_3\text{CO}_2^-$ (iminium catalysis ‘off’; hydrogen bond catalysis ‘on’) and the structure of the corresponding thread $2\text{-H}^+\cdot\text{CF}_3\text{CO}_2^-$ (both iminium catalysis and hydrogen bond catalysis ‘on’).

The ^1H NMR spectra (Figure 3 a–c) of the macrocycle (**5**), thread (**2-Boc**) and rotaxane (**1-Boc**) confirms the threaded architecture of **1-Boc** with the macrocycle residing around the squaramide unit. The downfield shift of the H_C amide protons in the rotaxane compared to the parent macrocycle ($\Delta\delta\text{H}_\text{C} = 0.19$ ppm) and the shifts of the protons on the central region of the polyether chain ($\Delta\delta\text{H}_\text{H} = 0.08$ ppm; $\Delta\delta\text{H}_{\text{I,J}} = 0.25$ ppm) indicate hydrogen bonding between the macrocycle and both sides, hydrogen bond donors and acceptors, of the thread squaramide unit. Protons of the phenyl rings of the macrocycle are shifted upfield in the rotaxane ($\Delta\delta\text{H}_\text{E} = -0.26$ ppm; $\Delta\delta\text{H}_\text{F} = -0.48$ ppm) due to shielding by the ring currents of the squaramide ring and aryl substituents.

Deprotection of the dibenzylamine moiety using trifluoroacetic acid afforded rotaxane $1\text{-H}^+\cdot\text{CF}_3\text{CO}_2^-$ (see Supporting Information for details). A solution of $1\text{-H}^+\cdot\text{CF}_3\text{CO}_2^-$ in CH_2Cl_2 was washed with $\text{NaOH}_{(\text{aq})}$ (2 M) to produce **1**, ^1H NMR spectroscopy confirming the change of position of the macrocycle (see Supporting Information). Addition of $\text{CF}_3\text{CO}_2\text{H}$ (1.4 equiv) to **1** in CH_2Cl_2 smoothly regenerated $1\text{-H}^+\cdot\text{CF}_3\text{CO}_2^-$ (see Supporting Information).

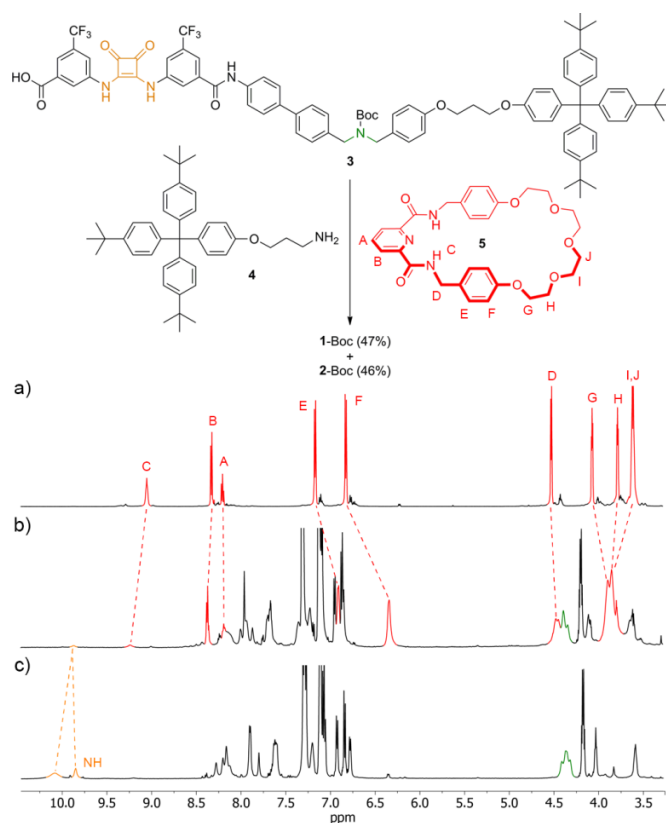


Figure 3. Hydrogen bond mediated assembly of [2]rotaxane **1-Boc** and thread **2-Boc**. Reagents and conditions: PyBrOP, $i\text{Pr}_2\text{NEt}$, $\text{CH}_2\text{Cl}_2:\text{THF}:\text{CH}_3\text{CN}$ (60:35:5), RT, 20 h. ^1H NMR spectra (600 MHz, d_6 -acetone, 293 K): a) macrocycle **5**; b) [2]rotaxane **1-Boc**; c) thread **2-Boc**.

We investigated the ability of the rotaxane and the thread to perform organocatalytic reactions in both their protonated ($1\text{-H}^+\cdot\text{CF}_3\text{CO}_2^-$; $2\text{-H}^+\cdot\text{CF}_3\text{CO}_2^-$) and unprotonated (**1**) states. Secondary amines can promote the Michael addition of 1,3-dicarbonyl nucleophiles to α,β -unsaturated aldehydes via iminium catalysis.¹³ When using a nitroalkene instead of the unsaturated aldehyde a similar Michael addition can occur if the electrophile is activated by hydrogen bond catalysts such as (thio)urea or squaramide derivatives.¹⁴ Accordingly, we reasoned that the rotaxane might be able to catalyse the Michael addition of 1,3-diphenylpropane-1,3-dione (**6**) selectively to either crotonaldehyde (**7**) or *trans*- β -nitrostyrene (**8**) according to which type of organocatalytic group was exposed on the thread.

A mixture of **6** (0.5 M), **7** and **8** in a 1:2:1 ratio, 10 mol% NaOAc ¹⁵ and 5 mol% of the potential catalyst (**1**, $1\text{-H}^+\cdot\text{CF}_3\text{CO}_2^-$ or $2\text{-H}^+\cdot\text{CF}_3\text{CO}_2^-$) was stirred in CH_2Cl_2 at room

temperature (Figure 4, top). Rotaxane **1** (secondary amine exposed) catalyzed the Michael addition of **6** to crotonaldehyde (**7**) to give **10** (40 % conversion after 72 h) with high selectivity (only a trace of **9**, the addition product to *trans*- β -nitrostyrene, present in the reaction mixture as evidenced by ^1H NMR spectroscopy, Figure 4c). Use of the protonated form of the rotaxane, $1\text{-H}^+\text{-CF}_3\text{CO}_2^-$, (squaramide exposed) resulted in the formation of **9** with a conversion of 75 % after 18 h with only a few percent of **10** present in the reaction mixture (Figure 4d).

In contrast to the selectivity found with both forms of the rotaxane catalyst, when the thread $2\text{-H}^+\text{-CF}_3\text{CO}_2^-$ was employed as the catalyst (both organocatalytic sites exposed) **9** and **10** were formed in a close-to-1:1 ratio (15% conversion after 72 h, Figure 4e).

Conclusions

A rotaxane with two different organocatalytic sites, a squaramide unit and a dibenzylamine group, separated by a rigid spacer, has been demonstrated to promote Michael addition reactions through either iminium ion or hydrogen-bond-activated catalysis. The system can be switched between the two activation modes through acid-base-mediated control of the position of the rotaxane macrocycle to conceal one site on the thread and reveal the other. The switchable organocatalyst was used to promote the Michael addition of 1,3-diphenylpropan-1,3-dione (**6**) to either crotonaldehyde (**7**) or *trans*- β -nitrostyrene (**8**) according to the catalyst state, with modest conversions (40-75 %) and good selectivity in both modes.

The ability to select which components of a mixture react together, affording different product outcomes from a common set of building blocks, is a promising use of artificial molecular machines in chemical synthesis.¹⁶

Acknowledgements

This research was funded by the EPSRC. We are grateful to the following organizations for postdoctoral fellowships: Fundacja na Rzecz Nauki Polskiej (to B.L.), Fonds Spécial de Recherche - Fédération Wallonie-Bruxelles and Wallonie-Bruxelles International (to G.D.B.), and the European Union 7th Framework Marie Curie Intra-European Fellowship Programme (to V.B.).

Notes and references

^a School of Chemistry, University of Manchester, Oxford Road, Manchester, M13 9PL, UK.

E-mail: david.leigh@manchester.ac.uk

Homepage: <http://www.catenane.net>

Electronic Supplementary Information (ESI) available: Synthetic procedures and characterisation data. See DOI: 10.1039/b000000x/

- For examples of catalysts that can be switched 'on' and 'off' by a specific stimulus, see: F. Würthner, J. Rebek, Jr., *Angew. Chem. Int. Ed. Engl.* 1995, **34**, 446; H. J. Yoon, J. Kuwabara, J.-H. Kim, C. A. Mirkin, *Science* 2010, **330**, 66; Y. Sohtome, S. Tanaka, K. Takada, T. Yamaguchi, K. Nagasawa, *Angew. Chem. Int. Ed.* 2010, **49**, 9254; J. Berná, M. Alajarín, R.-A. Orenes, *J. Am. Chem. Soc.* 2010, **132**, 10741; M. Zirngast, E. Pump, A. Leitgeb, J. H. Albering, C. Slugovc, *Chem. Comm.* 2011, **47**, 2261; O. B. Berryman, A. C. Sather, A. Lledó, J. Rebek, Jr., *Angew. Chem. Int. Ed.* 2011, **50**, 9400; U. Lüning, *Angew. Chem., Int. Ed.* 2012, **51**, 8163; B. M. Neilson, C. W. Bielawski, *J. Am. Chem. Soc.* 2012, **134**, 12693; M. Schmittel, S. De,

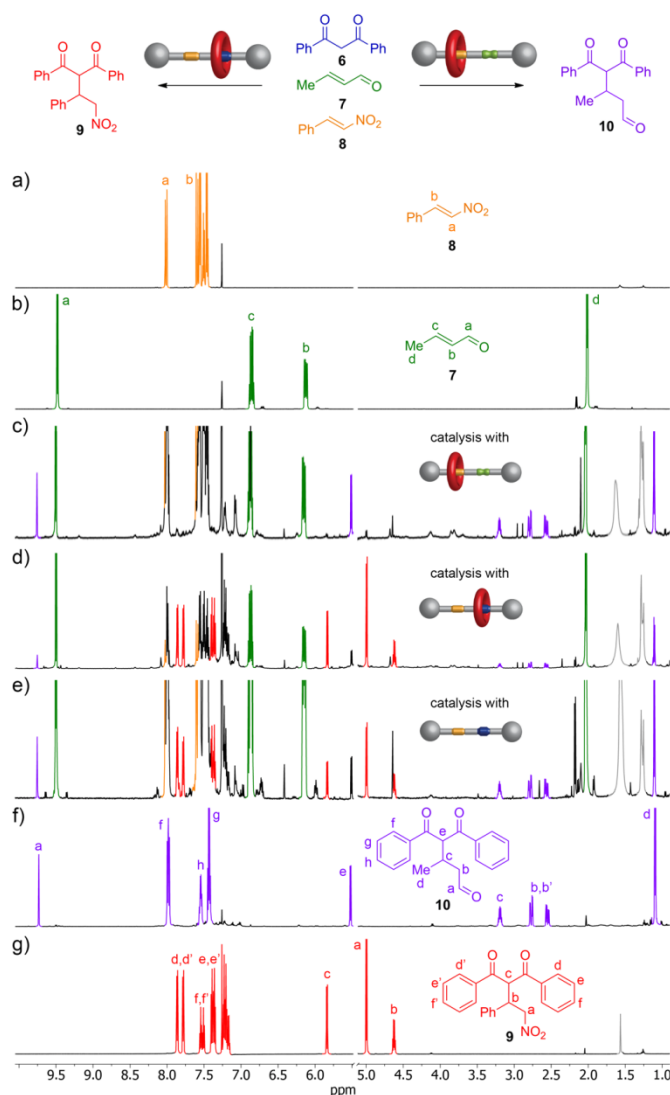


Figure 4. The Michael addition of **6** to crotonaldehyde (**7**) or *trans*- β -nitrostyrene (**8**) using rotaxanes **1**, $1\text{-H}^+\text{-CF}_3\text{CO}_2^-$ or thread $2\text{-H}^+\text{-CF}_3\text{CO}_2^-$ as catalysts. Conditions: 5 mol% catalyst, 10 mol% NaOAc, 0.5 M **6** (1 equiv), **7** (2 equiv), **8** (1 equiv), RT, 18 h ($1\text{-H}^+\text{-CF}_3\text{CO}_2^-$) or 72 h (**1** or $2\text{-H}^+\text{-CF}_3\text{CO}_2^-$). ^1H NMR spectra (600 MHz, CDCl_3 , 293 K): a) *trans*- β -nitrostyrene (**8**); b) crotonaldehyde (**7**); c) reaction mixture of **6**, **7** and **8** after 72 h in the presence of **1**; d) reaction mixture of **6**, **7** and **8** after 18 h in the presence of $1\text{-H}^+\text{-CF}_3\text{CO}_2^-$; e) reaction mixture of **6**, **7** and **8** after 72 h in the presence of $2\text{-H}^+\text{-CF}_3\text{CO}_2^-$; f) **10**; g) **9**.

- S. Pramanik, *Angew. Chem. Int. Ed.* 2012, **51**, 3832; M. Schmittel, S. Pramanik, S. De, *Chem. Commun.* 2012, **48**, 11730; P. Viehmann, S. Hecht, *Beilstein J. Org. Chem.* 2012, **8**, 1825; D. Wilson, N. R. Branda, *Angew. Chem. Int. Ed.* 2012, **51**, 5431; B. M. Neilson, C. W. Bielawski, *Chem. Commun.* 2013, **49**, 5453; B. M. Neilson, C. W. Bielawski, *Organometallics* 2013, **32**, 3121; B. M. Neilson, C. W. Bielawski, *ACS Catal.* 2013, **3**, 1874; L. Osorio-Planes, C. Rodríguez-Esrich, M. A. Pericás, *Org. Lett.* 2014, **16**, 1704; C. M. McGuirk, C. L. Stern, C. A. Mirkin, *J. Am. Chem. Soc.* 2014, **136**, 4689.
- 2 For rotaxane-based secondary amine organocatalysts whose efficacy can be turned 'on' and 'off' by acid/base switching of the position of the macrocycle, see: V. Blanco, A. Carlone, K. D. Hänni, D. A. Leigh, B. Lewandowski, *Angew. Chem. Int. Ed.* 2012, **51**, 5166; V. Blanco, D. A. Leigh, V. Marcos, J. A. Morales-Serna, A. L. Nussbaumer, *J. Am. Chem. Soc.* 2014, **136**, 4905; V. Blanco, D. A. Leigh, U. Lewandowska, B. Lewandowski, V. Marcos, *J. Am. Chem. Soc.* 2014, **136**, 15775.
- 3 J. Wang, B. L. Feringa, *Science* 2011, **331**, 1429; S. Mortezaei, N. R. Catarineu, J. W. Canary, *J. Am. Chem. Soc.* 2012, **134**, 8054; M. Vlatkovic, L. Bernardi, E. Otten, B. L. Feringa, *Chem. Commun.* 2014, **50**, 7773.
- 4 G. Lelais, D. W. C. MacMillan, *Aldrichim. Acta* 2006, **39**, 79; A. Erkkilä, I. Majander, P. M. Pihko, *Chem. Rev.* 2007, **107**, 5416; P. Melchiorre, M. Marigo, A. Carlone, G. Bartoli, *Angew. Chem. Int. Ed.* 2008, **47**, 6138; S. Bertelsen, K. A. Jørgensen, *Chem. Soc. Rev.* 2009, **38**, 2178.
- 5 E. R. Kay, D. A. Leigh, F. Zerbetto, *Angew. Chem. Int. Ed.* 2007, **46**, 72. For examples of rotaxane-based molecular machines performing other useful tasks, see: C. P. Collier, E. W. Wong, M. Belohradský, F. M. Raymo, J. F. Stoddart, P. J. Kuekes, R. S. Williams, J. R. Heath, *Science* 1999, **285**, 391; E. M. Pérez, D. T. F. Dryden, D. A. Leigh, G. Teobaldi, F. Zerbetto, *J. Am. Chem. Soc.* 2004, **126**, 12210; Q.-C. Wang, D.-H. Qu, J. Ren, K. Chen, H. Tian, *Angew. Chem. Int. Ed.* 2004, **43**, 2661; D. A. Leigh, M. Á. F. Morales, E. M. Pérez, J. K. Y. Wong, C. G. Saiz, A. M. Z. Slawin, A. J. Carmichael, D. M. Haddleton, A. M. Brouwer, W. J. Buma, G. W. H. Wurpel, S. León, F. Zerbetto, *Angew. Chem. Int. Ed.* 2005, **44**, 3062; J. Berná, D. A. Leigh, M. Lubomska, S. M. Mendoza, E. M. Pérez, P. Rudolf, G. Teobaldi, F. Zerbetto, *Nature Mater.* 2005, **4**, 704; T. D. Nguyen, H.-R. Tseng, P. C. Celestre, A. H. Flood, Y. Liu, J. F. Stoddart, J. I. Zink, *Proc. Natl. Acad. Sci. USA* 2005, **102**, 10029; Y.-L. Huang, W.-C. Hung, C.-C. Lai, Y.-H. Liu, S.-M. Peng, S.-H. Chiu, *Angew. Chem. Int. Ed.* 2007, **46**, 6629; W. Zhou, J. Li, X. He, C. Li, J. Lv, Y. Li, S. Wang, H. Liu, D. Zhu, *Chem. Eur. J.* 2008, **14**, 754; A. Fernandes, A. Viterisi, F. Coutrot, S. Potok, D. A. Leigh, V. Aucagne, S. Papot, *Angew. Chem. Int. Ed.* 2009, **48**, 6443; J. J. Gassensmith, S. Matthys, J.-J. Lee, A. Wojcik, P. Kamat, B. D. Smith, *Chem. Eur. J.* 2010, **16**, 2916; P. Lussis, T. Svaldo-Lanero, A. Bertocco, C.-A. Fustin, D. A. Leigh, A.-S. Duwez, *Nature Nanotechnol.* 2011, **6**, 553; A. V. Leontiev, C. A. Jemmett, P. D. Beer, *Chem. Eur. J.* 2011, **17**, 816; C. J. Serpell, R. Chall, A. L. Thompson, P. D. Beer, *Dalton Trans.* 2011, **40**, 12052; A. Fernandes, A. Viterisi, V. Aucagne, D. A. Leigh, S. Papot, *Chem. Commun.* 2012, **48**, 2083; T. Avellini, H. Li, A. Coskun, G. Barin, A. Trabolsi, A. N. Basuray, S. K. Dey, A. Credi, S. Silvi, J. F. Stoddart, M. Venturi, *Angew. Chem. Int. Ed.* 2012, **51**, 1611.
- 6 For rotaxanes incorporating catalytic centers, see: P. Thordarson, E. J. Bijsterveld, A. E. Rowan, R. J. Nolte, *Nature* 2003, **424**, 915; Y. Tachibana, N. Kihara, T. Takata, *J. Am. Chem. Soc.* 2004, **126**, 3438; G. Hattori, T. Hori, Y. Miyake, Y. Nishibayashi, *J. Am. Chem. Soc.* 2007, **129**, 12930; Y. Li, Y. Feng, Y.-M. He, F. Chen, J. Pan, Q.-H. Fan, *Tetrahedron Lett.* 2008, **49**, 2878; N. Miyagawa, M. Watanabe, T. Matsuyama, Y. Koyama, T. Moriuchi, T. Hirao, Y. Furusho, T. Takata, *Chem. Commun.* 2010, **46**, 1920; Y. Suzuki, K. Shimada, E. Chihara, T. Saito, Y. Tsuchido, K. Osakada, *Org. Lett.* 2011, **13**, 3774; D. A. Leigh, V. Marcos, M. R. Wilson, *ACS Catal.* 2014, DOI: 10.1021/cs5013415, published online 3 Nov 2014.
- 7 S. B. Tsogoeva, *Eur. J. Org. Chem.* 2007, 1701; D. Almasi, D. A. Alonso, C. Nájera, *Tetrahedron: Asymmetry* 2007, **18**, 299; J. L. Vicario, D. Badía, L. Carrillo, *Synthesis* 2007, **14**, 2065; A. Erkkilä, I. Majander, P. M. Pihko, *Chem. Rev.* 2007, **107**, 5416; M. Shimizu, I. Hachiya, I. Mizota, *Chem. Commun.* 2009, 874.
- 8 W. Notz, F. Tanaka, C. F. Barbas III, *Acc. Chem. Res.* 2004, **37**, 580; S. Mukherjee, J. W. Yang, S. Hoffmann, B. List, *Chem. Rev.* 2007, **107**, 5471; G. Guillena, C. Nájera, D. J. Ramon, *Tetrahedron: Asymmetry* 2007, **18**, 2249; T. Kano, K. Maruoka, *Chem. Sci.* 2013, **4**, 907; D. Deng, S. Kumar, H. Wang, *Chem. Commun.* 2014, **50**, 4272; A. Desmarchelier, V. Coeffard, X. Moreau, C. Greck, *Tetrahedron* 2014, **70**, 2491.
- 9 H. Jiang, L. Albrecht, K. A. Jørgensen, *Chem. Sci.* 2013, **4**, 2287; I. Kumar, P. Ramaraju, N. A. Mir, *Org. Biomol. Chem.* 2013, **11**, 709; I. D. Jurberg, I. Chatterjee, R. Tanert, P. Melchiorre, *Chem. Commun.* 2013, **49**, 4869.
- 10 J. P. Malerich, K. Hagihara, V. H. Rawal, *J. Am. Chem. Soc.* 2008, **130**, 14416; Y. Zhu, J. P. Malerich, V. H. Rawal, *Angew. Chem. Int. Ed.* 2010, **49**, 153; J. Alemán, A. Parra, H. Jiang, K. A. Jørgensen, *Chem. Eur. J.* 2011, **17**, 6890.
- 11 D. A. Leigh, A. R. Thomson, *Org. Lett.* 2006, **8**, 5377. For other host-guest complexes and rotaxanes that employ this or similar motifs, see: L. Huang, W.-C. Hung, C.-C. Lai, Y.-H. Liu, S.-M. Peng, S.-H. Chiu, *Angew. Chem. Int. Ed.* 2007, **46**, 6629; S.-Y. Hsueh, C.-T. Kuo, T.-W. Lu, C.-C. Lai, Y.-H. Liu, H.-F. Hsu, S.-M. Peng, C.-h. Chen, S.-H. Chiu, *Angew. Chem. Int. Ed.* 2010, **49**, 9170; L. Liu, Y. Liu, P. Liu, J. Wu, Y. Guan, X. Hu, C. Lin, Y. Yang, X. Sun, J. Ma, L. Wang, *Chem. Sci.* 2013, **4**, 1701.
- 12 The acid/base switching of the position of a related macrocycle between dibenzylamine/ammonium motifs and amide-based functional groups in a rotaxane has previously been described (Ref. 11).
- 13 S. Brandau, A. Landa, J. Franzén, M. Marigo, K. A. Jørgensen, *Angew. Chem. Int. Ed.* 2006, **45**, 4305; A. Carlone, M. Marigo, C. North, A. Landa, K. A. Jørgensen, *Chem. Commun.* 2006, 4928; A. Carlone, S. Cabrera, M. Marigo, K. A. Jørgensen, *Angew. Chem. Int. Ed.* 2007, **46**, 1101; S. P. Lathrop, T. Rovis, *J. Am. Chem. Soc.* 2009, **131**, 13628.
- 14 T. Okino, Y. Hoashi, T. Furukawa, X. Xu, Y. Takemoto, *J. Am. Chem. Soc.* 2005, **127**, 119; J. Wang, H. Li, W. Duan, L. Zu, W. Wang, *Org. Lett.* 2005, **7**, 4713; S. J. Connon, *Chem. Eur. J.* 2006, **15**, 5418; Z.-H. Zhang, X.-Q. Dong, D. Chen, C.-J. Wang, *Chem. Eur. J.* 2008, **14**, 8780; Z. Zhang, P. R. Schreiner, *Chem. Soc. Rev.*

- 2009, **38**, 1187; R. I. Storer, C. Aciro, L. H. Jones, *Chem. Soc. Rev.* 2011, **40**, 2330.
- 15 Sodium acetate is used as a base to activate the nucleophile.
- 16 B. Lewandowski, G. De Bo, J. W. Ward, M. Pappmeyer, S. Kuschel, M. J. Aldegunde, P. M. E. Gramlich, D. Heckmann, S. M. Goldup, D. M. D'Souza, A. E. Fernandes, D. A. Leigh, *Science* 2013, **339**, 189; G. De Bo, S. Kuschel, D. A. Leigh, B. Lewandowski, M. Pappmeyer, J. W. Ward, *J. Am. Chem. Soc.* 2014, **136**, 5811–5814.

Table of Contents Graphic

