

Cite this: *J. Mater. Chem. C*, 2023,  
11, 151

## Bifunctional additive 2-amino-3-hydroxypyridine for stable and high-efficiency tin–lead perovskite solar cells†

Wentao Chen,<sup>abc</sup> Kuo Su,<sup>ab</sup> Yuqiong Huang,<sup>a</sup> Keith Gregory Brooks,<sup>d</sup> Sachin Kinge,<sup>e</sup> Bao Zhang,<sup>id \*ac</sup> Yaqing Feng,<sup>abc</sup> Mohammad Khaja Nazeeruddin<sup>id \*d</sup> and Yi Zhang<sup>id \*d</sup>

Tin–lead (Sn–Pb) mixed perovskite has received widespread attention due to its suitable band gap width and high optical absorption coefficients. However, the power conversion efficiency (PCE) of Sn–Pb mixed perovskite solar cells (PSCs) is still low due to the fact that Sn<sup>2+</sup> could be easily oxidized to Sn<sup>4+</sup> and an excessively rapid crystallization rate was observed for the Sn–Pb mixed perovskite materials. Herein, we introduced 2-amino-3-hydroxypyridine (AHPD), which contains a pyridine nitrogen and an –NH<sub>2</sub> group in the molecule, as a bidentate anchoring additive in the FA<sub>0.7</sub>MA<sub>0.3</sub>Pb<sub>0.5</sub>Sn<sub>0.5</sub>I<sub>3</sub> precursor solution to improve device performance. Incorporation of AHPD into the FA<sub>0.7</sub>MA<sub>0.3</sub>Pb<sub>0.5</sub>Sn<sub>0.5</sub>I<sub>3</sub> precursor solution was found to effectively suppress the Sn<sup>2+</sup> oxidation and thus the p-doping level defects. Furthermore, the pyridine nitrogen and the enamine-like –NH<sub>2</sub> could retard the nucleation and crystallization rate by forming a coordinating interaction with PbI<sub>2</sub>/SnI<sub>2</sub>, forming compact large-grained films and also improving the carrier transport by passivation of the grain boundaries. Overall, compared with the control device (a PCE of 15.72%), an optimized device incorporating 2 mol% AHPD exhibited a PCE of 19.18% for narrow band gap perovskite solar cells, an increase of nearly 22%, with a high level of reproducibility.

Received 22nd September 2022,  
Accepted 23rd November 2022

DOI: 10.1039/d2tc04000j

rsc.li/materials-c

### 1. Introduction

Organic–inorganic hybrid lead-based perovskite solar cells have gained great attention from academia and industry, and their power conversion efficiency (PCE) has reached 25.7% recently.<sup>1–7</sup> However, there are still some issues that need to be solved for their practical applications. First of all, the toxic element Pb (Pb<sup>2+</sup>) in lead-based perovskites can easily leak out and cannot be degraded quickly, resulting in serious environmental pollution and thus limiting large-scale production and commercial applications. Due to the large band gap of lead-based

perovskites, the current efficiency is close to the Shockley-Queisser theoretical limit,<sup>8</sup> which is a bottleneck for the further improvement of the PCE of the lead perovskite-based cells. Recently, Pb–Sn mixed perovskite materials have received extensive attention due to their suitable and tunable band gap (1.2–1.6 eV). Furthermore, compared with the lead perovskites, they exhibit smaller exciton binding energy and higher charge mobility, as well as much-improved environmental friendliness.

However, to date, Pb–Sn mixed perovskite solar cells still show a PCE much lower than that of their lead counterparts.<sup>8–12</sup> In particular, the open circuit voltage ( $V_{OC}$ ) of the Pb–Sn perovskite-based solar cells (Pb–Sn PSCs) is significantly low.<sup>13,14</sup> The main reason is that Sn<sup>2+</sup> can be easily oxidized to Sn<sup>4+</sup>, thus forming P-type self-doping.<sup>15</sup> On the other hand, the lower formation energy of Pb–Sn perovskites accelerates the crystallization rate,<sup>16,17</sup> resulting in a large number of fine grains and even pinholes, which could increase the non-radiative recombination sites at the perovskite grain interface, thus leading to a significant  $V_{OC}$  loss and lower PCEs.

In order to address the above issues, different strategies have been developed (Table S1, ESI†). Alex *et al.* adopted the Galvanic Displacement Reaction to reduce the content of Sn<sup>4+</sup> in the precursor solution, achieving a PCE of about 15% for the

<sup>a</sup> School of Chemical Engineering and Technology, Tianjin University, Tianjin 300350, China. E-mail: baozhang@tju.edu.cn

<sup>b</sup> Tianjin Co-Innovation Center of Chemical Science and Engineering, Tianjin University, Tianjin 300072, China

<sup>c</sup> Haihe Laboratory of Sustainable Chemical Transformations, Tianjin 300192, China

<sup>d</sup> Group for Molecular Engineering of Functional Material, Institute of Chemical Sciences and Engineering, École Polytechnique Fédérale de Lausanne, CH-1951 Sion, Switzerland. E-mail: mdkhaja.nazeeruddin@epfl.ch, yi.zhang@epfl.ch

<sup>e</sup> Toyota Motor Corporation, Toyota Motor Technical Centre, Advanced Technology Div.; Hoge Wei 33, B-1930 Zaventem, Belgium

† Electronic supplementary information (ESI) available: Methods and additional figures and tables. See DOI: <https://doi.org/10.1039/d2tc04000j>

Pb–Sn PSC with a perovskite material composed of  $\text{MAPb}_{0.6}\text{Sn}_{0.4}\text{I}_3$ .<sup>18</sup> Hayase *et al.* reported that passivation of the  $\text{TiO}_2$  surface with a fullerene derivative bearing carboxyl groups introduced between  $\text{TiO}_2$  and the  $\text{MAPb}_{0.6}\text{Sn}_{0.4}\text{I}_3$  perovskite layer could reduce the trap density at the  $\text{TiO}_2$  interface, leading to a PCE of 7.91% (the original PCE was 5.14%).<sup>19</sup> Zong *et al.* used formamidinium chloride (FACl) as an additive to effectively slow down the crystallization rate, which yielded dense and uniform thin films, resulting in reduced carrier recombination at grain boundaries, increased  $J_{\text{SC}}$  values and a PCE of 15.8%.<sup>20</sup> In order to further suppress the oxidation of  $\text{Sn}^{2+}$ , ascorbic acid, which is known as a common antioxidant, was doped into the perovskite solution by Alex *et al.*, leading to an improved PCE value of up to 14.01%.<sup>21</sup>  $\text{SnF}_2$  has become a common additive for Pb–Sn perovskites to create a tin-rich environment that suppresses the oxidation of  $\text{Sn}^{2+}$  and reduces the concentration of  $\text{Sn}^{2+}$  vacancies.<sup>22</sup> However, the Sn(II) additives are usually distributed nonuniformly, which may deteriorate the morphology of Pb–Sn perovskite films. Recently, other additives have been explored to reduce the content of  $\text{Sn}^{4+}$ , such as tin powder,<sup>23</sup> tea polyphenols,<sup>24</sup> caffeic acid,<sup>25</sup> and so on. In the meantime, numerous studies revealed that when perovskites are photoexcited, the surface localized excitons or carriers will transfer to the adsorbed oxygen molecules, turning them into superoxide ( $\text{O}_2^-$ ) triggering oxidation of the perovskite and formation of deep-level traps.<sup>22</sup> Therefore, approaches that effectively passivate surface deep trap states are sought to boost the photovoltaic performance of  $\text{MAPb}_{0.6}\text{Sn}_{0.4}\text{I}_3$  PSCs. Successful additives will simultaneously yield improved reproducibility and high PCE for mixed Sn–Pb PSCs.

By virtue of the presence of the electron lone pair on the pyridine nitrogen, pyridine can coordinate with a metal ion ( $\text{Pb}^{2+}/\text{Sn}^{2+}$ ), which can inhibit the formation of Pb/Sn vacancies and regulate the crystallization process, thereby passivating the interface defects and reducing the  $V_{\text{OC}}$  loss for mixed Sn–Pb PSCs.<sup>26,27</sup> The amino moiety  $-\text{NH}_2$  and the hydroxyl unit  $-\text{OH}$  have been reported to be able to coordinate with both positively and negatively charged defects in PSCs.<sup>28–30</sup> Thus, as an interesting bidentate anchoring coordination molecule, 2-amino-3-hydroxypyridine (AHPD) bearing pyridine, an enol-like aromatic hydroxyl moiety and an enamine-like amino moiety could be a promising additive to coordinate with  $\text{PbI}_2/\text{SnI}_2/\text{SnF}_2$  in the mixed Sn–Pb PSCs to modulate the process of crystallization, depress the  $\text{Sn}^{2+}$  oxidation and synchronously passivate the defects. For the first time, we introduced AHPD as an additive in the precursor solution for the fabrication of a mixed Sn–Pb PSC. It was shown that employing AHPD as a coordination molecule in the precursor solution evidently retarded the oxidation of  $\text{Sn}^{2+}$ , thus suppressing the p-doping level defects and resulting in improved  $V_{\text{OC}}$ . Moreover, the introduction of AHPD effectively slowed down the crystallization rate due to the coordination between the pyridine unit and the metal ion, increased the grain size, increased the uniformity of the film surface, and thus effectively inhibited the density of defect states. As a result, the device containing AHPD exhibited a top PCE of 19.18% for narrow band gap perovskite solar cells, which is about 22% higher than that of the control device without the

addition of AHPD (15.72% PCE). Furthermore, the reproducibility and stability were significantly enhanced. Thus, the AHPD molecules could play a dual role in suppressing the  $\text{Sn}^{2+}$  oxidation in the perovskite precursor solution and synchronously passivating the defects *via* bidentate anchoring. In addition, AHPD molecules are widely used in organic synthesis and photoredox catalysis due to their cheapness and ease of preparation. These findings provide a new direction for the future development of efficient and stable Pb–Sn perovskite solar cells.

## 2. Experimental

### 2.1 Materials

All materials were used as received without further purification, PEDOT:PSS aqueous solution (Al 4083), formamidinium iodide (99.99%) (FAI), methylammonium iodide (99.99%) (MAI),  $\text{PbI}_2$  (99.999%), bathocuproine (BCP) (>99% sublimed) and C60 were purchased from Xian Polymer Light Technology.  $\text{SnI}_2$  (99.999%) and  $\text{SnF}_2$  (99%) were purchased from Alfa Aesar. *N,N*-di-methyl-formamide (DMF), dimethyl sulfoxide (DMSO), and chlorobenzene (CB) were obtained from Sigma-Aldrich. 2-Amino-3-hydroxypyridine (AHPD) and  $\text{NH}_4\text{SCN}$  were purchased from Aladdin.

### 2.2 Preparation of perovskite precursor solutions

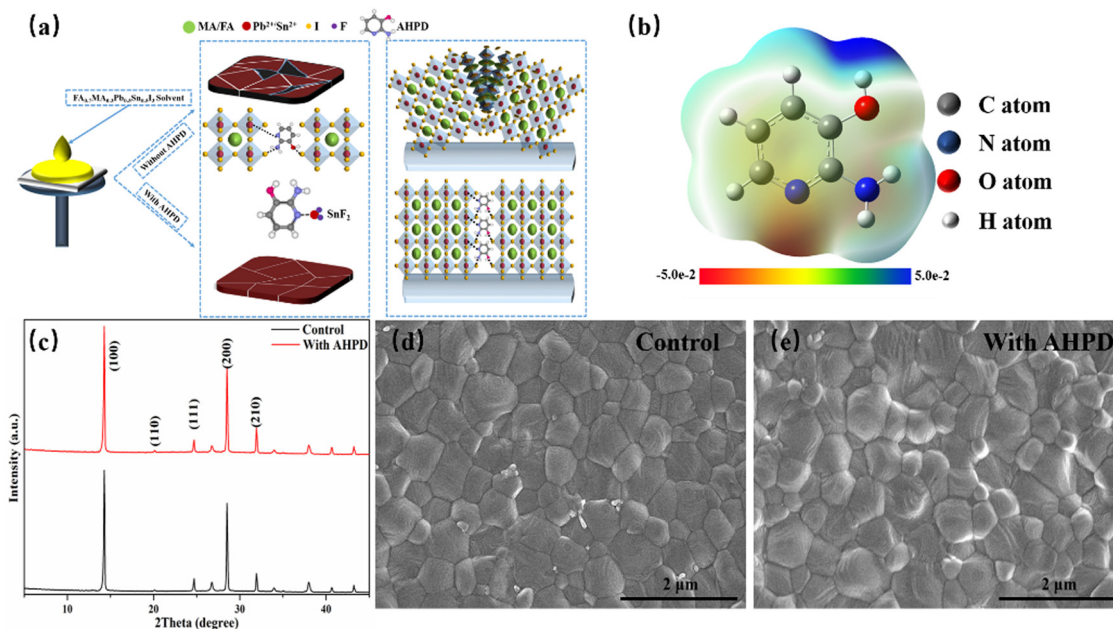
The precursor solution (1.8 M) was prepared in mixed solvents of DMF and DMSO with a volume ratio of 3:1. And  $\text{SnF}_2$  (10 mol% relative to  $\text{SnI}_2$ ) was added to the precursor solution. The precursor solution was stirred at room temperature for 3 h. For the AHPD solution, AHPD powder (1–3 mol% with respect to  $\text{PbI}_2$  and  $\text{SnI}_2$ ) was directly added to the precursor solution. The precursor solution was filtered through a 0.22  $\mu\text{m}$  polytetrafluoroethylene (PTFE) membrane before making the perovskite films. The detailed steps of device fabrication are presented in the ESI.†

## 3. Results and discussion

### 3.1 Characterization of the AHPD and AHPD-incorporated perovskite films

We introduced AHPD into the  $\text{FA}_{0.7}\text{MA}_{0.3}\text{Pb}_{0.5}\text{Sn}_{0.5}\text{I}_3$  perovskite precursor solution containing  $\text{SnF}_2$  and investigated how the additive would influence the perovskite film quality and the device's photovoltaic performance. The one-step spin-coating method was employed to obtain the perovskite layer, which was annealed at 100 °C for 10 min, leading to uniform perovskite films. We referred to the films and devices processed from the precursor solution without and with the AHPD additives as the control and the AHPD-incorporated samples (Fig. 1a).

As shown in Fig. 1a, the unshared electron lone pair on the pyridine nitrogen atom of AHPD could coordinate with the metal elements in the perovskite precursor solution (for example,  $\text{PbI}_2$ ,  $\text{SnI}_2$  and  $\text{SnF}_2$ ), playing a role in suppressing the oxidation process of  $\text{Sn}^{2+}$  to  $\text{Sn}^{4+}$ . It is expected that the introduction of AHPD into the precursor solution could slow down the crystallization process and thus lead to more uniform films.



**Fig. 1** (a) Schematic illustration of the interaction between perovskites and AHPD, and the effect of AHPD on the microstructure evolution of the films. (b) Theoretically calculated ESP of AHPD. Electron-rich and -deficient regions are presented with red and blue colors in the ESP map, respectively. (c) XRD patterns of control films and the AHPD-incorporated films. Top-view SEM images of the films without (d) and with AHPD (e).

Furthermore, the pyridine nitrogen, -OH and the enamine-like -NH<sub>2</sub> of AHPD were expected to provide a means to passivate the electron-accepting (for example, halide vacancy, under-coordinated Pb<sup>2+</sup>/Sn<sup>2+</sup>) defects on the grain surfaces (Fig. 1a).

Fig. 1b illustrates the electrostatic potential maps used to identify the charge distributions of the AHPD molecule. By convention, red areas represent negative potential regions with high electron densities, which are relatively easy to donate electrons to a metal center. As can be observed, the pyridine nitrogen exhibits the largest negative potential (red), indicating that the pyridine nitrogen can be effectively used as a Lewis base to coordinate with Pb<sup>2+</sup> or Sn<sup>2+</sup>, which is conducive to improving the crystallinity of perovskites.<sup>31–33</sup> Furthermore, to verify the interaction between Pb<sup>2+</sup>/Sn<sup>2+</sup> and AHPD, we obtained the <sup>1</sup>H NMR spectra of AHPD dissolved in DMSO-d<sub>6</sub> in the absence or presence of PbI<sub>2</sub> (Fig. S1a, ESI†). Evident up-field shifts for aromatic proton signals in AHPD in the presence of PbI<sub>2</sub> were observed, compared to those in the absence of PbI<sub>2</sub>. This was mainly ascribed to the strong coordinating interactions between the pyridine nitrogen and the Pb<sup>2+</sup> ions, which led to the redistribution of the electron density along the molecular backbone. And the shifts for aromatic proton signals in AHPD in the presence of SnF<sub>2</sub> (Fig. S1b, ESI†) revealed that the complex between AHPD and SnF<sub>2</sub> was formed, which can effectively suppress the oxidation of Sn<sup>2+</sup> similar to the results reported previously in the literature.<sup>34</sup>

The Fourier transform infrared spectroscopy (FTIR) was further performed on the perovskite powder without/with the AHPD additives introduced to investigate the interactions between AHPD and the perovskite materials (Fig. S2, ESI†). With the presence of AHPD in the Pb–Sn perovskite materials,

it was shown that the characteristic C=N stretching vibration originally appeared at 1580 cm<sup>-1</sup> blue-shifted to the lower wavenumber (1537 cm<sup>-1</sup>), indicating a strong interaction occurred between the pyridine nitrogen and the Pb<sup>2+</sup>/Sn<sup>2+</sup> metal ion.<sup>35–37</sup>

Interestingly, it was found that the perovskite film without AHPD turned brown immediately after spin coating, which indicated the formation of perovskite nuclei (brown nuclei would gradually grow into complete perovskite grains). In contrast, the color change of the perovskite films obtained from the precursor solution with AHPD was much slower after spin coating (Fig. S3a, ESI†). Fig. S3b (ESI†) shows the photographs of FA<sub>0.7</sub>MA<sub>0.3</sub>Pb<sub>0.5</sub>Sn<sub>0.5</sub>I<sub>3</sub> films with and without AHPD incorporated after annealing at 100 °C, which demonstrated the retarded crystallization of perovskites when AHPD was present. These results suggested that the addition of AHPD in the precursor solution could significantly retard the nucleation rate, which was slower than the crystal growth rate, facilitating the growth of large grains for the smooth and pinhole-free perovskite films.

In order to further explore how AHPD influenced the crystallization of the perovskite materials, XRD measurements were conducted on the perovskite films with and without AHPD (Fig. S4, ESI†). As shown in Fig. 1c, the XRD images of the films with and without AHPD showed two obvious peaks at 14.1° and 28.5° corresponding to the (100) and (200) planes in the tetragonal I4cm space group, which is in accord with results reported in the literature.<sup>18,38</sup> It can be seen that the peak intensity of the films containing AHPD was obviously enhanced, indicating that the introduction of AHPD enhanced the crystallinity of the films. Besides, no characteristic diffraction peaks of 2D perovskite were observed for AHPD-incorporated films, which

indicated that the AHPD molecules were located on the crystal surfaces instead of being inserted into the crystal lattice of the perovskites.<sup>39</sup>

We further investigated the effect of AHPD additives on the morphology of perovskite thin films using a field-emission scanning electron microscope (SEM). The surface morphology of the perovskite film (Fig. 1d and e) and the cross-sectional image of the device (Fig. S5a, ESI†) were obtained. It is clear that the surface of the control film showed a large number of fine grains without complete growth, where defects can be easily formed. With AHPD introduced, the grain size of the perovskite film was significantly enlarged (from 430 nm to 520 nm, Fig. S5b–d, ESI†), and the film became more compact. The increased grain size and the more compact perovskite films were expected to be able to reduce the recombination rate at the grain boundary and interface of the perovskite film and promote the device's performance.

Atomic force microscopy (AFM) and Kelvin probe force microscopy (KPFM) were used to detect the surface roughness and potential difference of perovskite films. Fig. 2a and b show that the root mean square (RMS) of roughness for the perovskite films without/with the AHPD additives changed from 16.5 nm to 9.89 nm, indicating that the surface became smoother due to the decreased crystal growth rate by the addition of AHPD. High-quality films could improve the interfacial contact between the perovskite materials and the PCBM electron-transporting layer (ETL), which would effectively reduce the density of defect states and be favorable for charge transfer. The mean contact potential difference (CPD) of the AHPD-incorporated film was found to be  $-139$  mV, lower than that of the control film ( $-74$  mV) (Fig. 2d and e), which indicated that the addition of AHPD effectively

suppressed the formation of the unnecessary p-type doping.<sup>40–42</sup> To better visualize this concept, the linear profile of the CPD value is shown in Fig. 2f. It was shown that compared with the control film in the whole region, the signal of the AHPD-incorporated film is more uniform. This result confirmed that the addition of AHPD lead to the passivation of defects on the top of the film surfaces and at grain boundaries, both of which would be favorable for the improvement of the device's performance.

We next examined the contact angle between the perovskite precursor solution and the substrate (Fig. S6, ESI†). We found that the contact angle  $\theta$  increased from  $14.08^\circ$  to  $17.80^\circ$  after the incorporation of AHPD in the perovskite precursor solution. According to the classical free energy diagram of heterogeneous nucleation and the LaMer model,<sup>42–44</sup> large  $\theta$  resulted from the enhanced heterogeneous nucleation barrier, which slowed down the crystallization process and led to the increased grain size. These results could also further clarify the origin of the smoother perovskite film formed with the introduction of the AHPD additives.

### 3.2 The role of AHPD in suppressing $\text{Sn}^{2+}$ oxidation

To evaluate the role played by AHPD in suppressing the oxidation of  $\text{Sn}^{2+}$  to  $\text{Sn}^{4+}$ , we compared the color change of the perovskite precursor solutions in air with/without the presence of AHPD. Fig. 2c showed that both precursor solutions (both with  $\text{SnF}_2$  added) exhibited a light-yellow color initially. For the control (without AHPD), it can be observed that the solution turned dark red (the color of  $\text{Sn}^{4+}$  solution) after 120 min, whereas the solution with AHPD almost remained the initial yellow color. These results demonstrated the potential of using

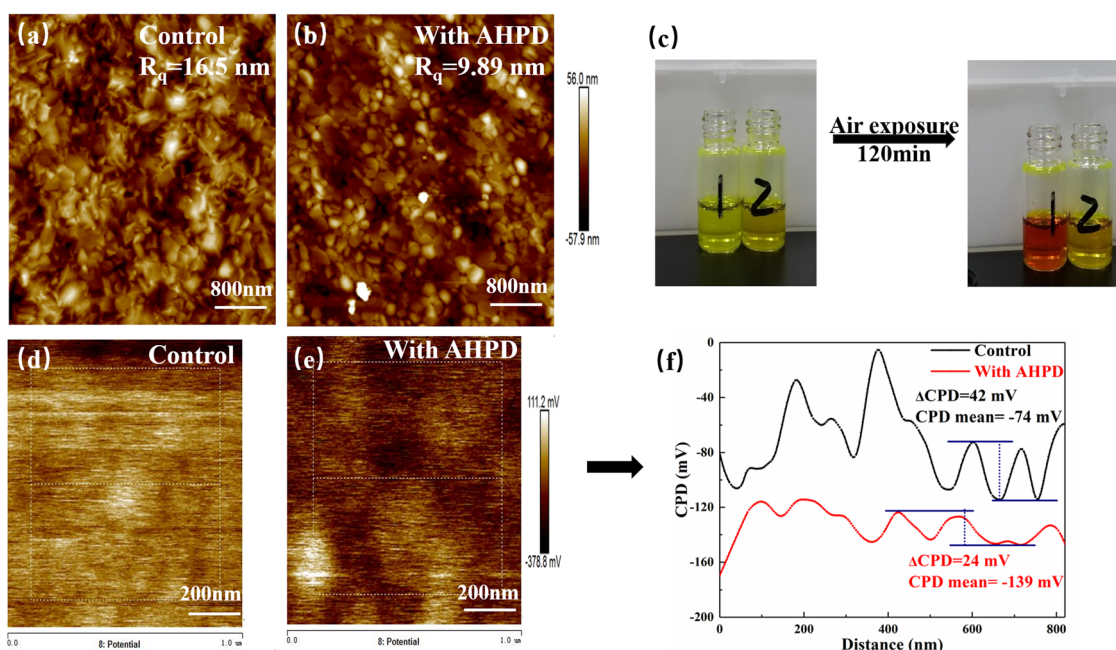


Fig. 2 AFM images of control films (a) and films with AHPD (b). (c) Photographs of the perovskite precursor solutions without (marked as "1") and with AHPD (marked as "2") present in ambient air. KPFM images of control films (d) and AHPD films (e). (f) CPD linear spectra of control films and AHPD-involved films.

AHPD to retard the oxidation of  $\text{Sn}^{2+}$  in the precursor solution. We believed that the coordinating interaction between the basic nitrogen atom in the pyridine unit of AHPD and  $\text{Sn}^{2+}$  could play a role in stabilizing the  $\text{Sn}^{2+}$  ions and thus suppressing the oxidation of  $\text{Sn}^{2+}$  to  $\text{Sn}^{4+}$ , thereby reducing p-type self-doping, which further validated the results obtained in the above-mentioned CPD.

The chemical valence state of Sn elements and the interaction between Pb/Sn element and AHPD on the perovskite surface was further investigated by XPS measurements (Fig. 3a and b). For the pristine  $\text{FA}_{0.7}\text{MA}_{0.3}\text{Pb}_{0.5}\text{Sn}_{0.5}\text{I}_3$  film in the absence of AHPD, Sn  $3d_{3/2}$  and Sn  $3d_{5/2}$  peaks were located at 495.1 and 486.6 eV, respectively. The detailed deconvolution of these two peaks is associated with  $\text{Sn}^{4+}$  (487.3 and 495.7 eV) and  $\text{Sn}^{2+}$  (486.6 and 495.0 eV). It was calculated that  $\text{Sn}^{2+}$  and  $\text{Sn}^{4+}$  accounted for 55.48% and 44.52%, respectively, of the Sn element in the control film. After the introduction of AHPD, it was observed that the  $\text{Sn}^{4+}$  proportion decreased to 34.44%, while the  $\text{Sn}^{2+}$  increased to 65.56%, implying that the presence of AHPD significantly suppressed the oxidation of  $\text{Sn}^{2+}$  to  $\text{Sn}^{4+}$  during the film-forming process.

Interestingly, with the incorporation of AHPD, the Sn  $3d$  signals shifted to higher BEs of 495.5 eV and 487.1 eV. Furthermore, Pb  $4f$  signals for the AHPD-involved  $\text{FA}_{0.7}\text{MA}_{0.3}\text{Pb}_{0.5}\text{Sn}_{0.5}\text{I}_3$  also shifted to higher BEs (138.54 and 143.41 eV) compared to those for the Pb-Sn mixed perovskite with no AHPD added (138.33 and 143.20 eV), as shown in Fig. 3c. These results suggested that the passivating interaction occurred between AHPD and the undercoordinated  $\text{Pb}^{2+}/\text{Sn}^{2+}$  ions on the perovskite

surface. Furthermore, it was observed that the I  $3d_{3/2}$  and I  $3d_{5/2}$  (Fig. 3d) signals for the AHPD-incorporated perovskite films also moved to higher BEs. This transformation may be related to the disturbance of the static interaction between  $\text{Pb}^{2+}/\text{Sn}^{2+}$  and  $\text{I}^-$  at the interface caused by the coordination effect of AHPD on  $\text{Pb}^{2+}/\text{Sn}^{2+}$ . Overall, it is clearly shown that the coordinating interaction between AHPD and  $\text{Pb}^{2+}/\text{Sn}^{2+}$  occurred, which could effectively passivate the defects present at the grain boundary and on the surface of the AHPD-incorporated  $\text{FA}_{0.7}\text{MA}_{0.3}\text{Pb}_{0.5}\text{Sn}_{0.5}\text{I}_3$  film. On the other hand, inhibition of the  $\text{Sn}^{4+}$  formation *via* the antioxidant role played by AHPD could also effectively reduce the trap density.

### 3.3 Photovoltaic performance and device stability

We then fabricated inverted p-i-n mixed Pb-Sn PSCs with an architecture of indium tin oxide (ITO)/poly(3,4-ethylenedioxythiophene)-poly(styrenesulfonate) (PEDOT:PSS)/perovskite/C60/bathocuproine (BCP)/Ag (Fig. S7, ESI†). We examined the influence of the AHPD additive at different concentrations from 1 to 3 mol% on the photovoltaic performance, as shown in Fig. S8 and Table S2 (ESI†). Notably, the device with 2 mol% AHPD achieved the highest PCE. As shown in Fig. 4a, the best (average) control device with an active area of  $0.0625 \text{ cm}^2$  showed a PCE of 15.72% (15.05%), an open-circuit voltage ( $V_{\text{OC}}$ ) of 0.6907 (0.6761) V, a short circuit current density ( $J_{\text{SC}}$ ) of 30.68 (30.08)  $\text{mA cm}^{-2}$  and a fill factor (FF) of 74.18% (74.16%). Encouragingly, it was shown that after the incorporation of 2 mol% AHPD as additives, the target device achieved a much higher PCE of 19.18% (18.78%), with a  $V_{\text{OC}}$  of 0.8075 (0.7996) V, a  $J_{\text{SC}}$  of 30.03 (30.06)  $\text{mA cm}^{-2}$ , and a FF of 79.10% (78.16%).

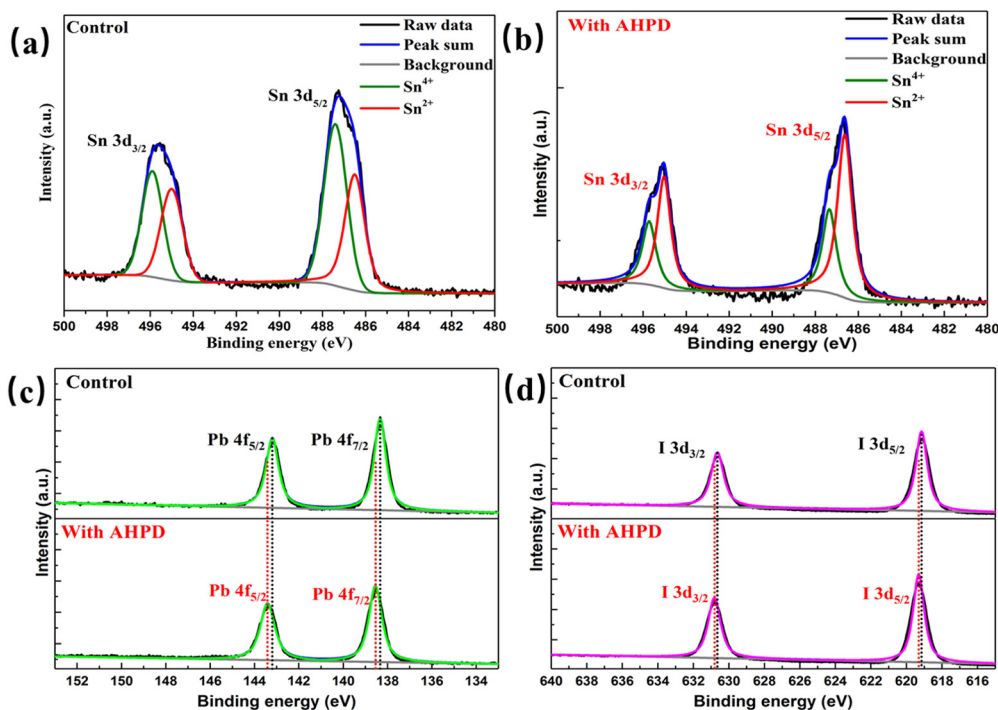


Fig. 3 Sn  $3d$  XPS spectra of control films (a) and films with AHPD (b). (c) Pb  $4f$  XPS spectra of control films and films with AHPD. (d) I  $3d$  XPS spectra of control films and films with AHPD.

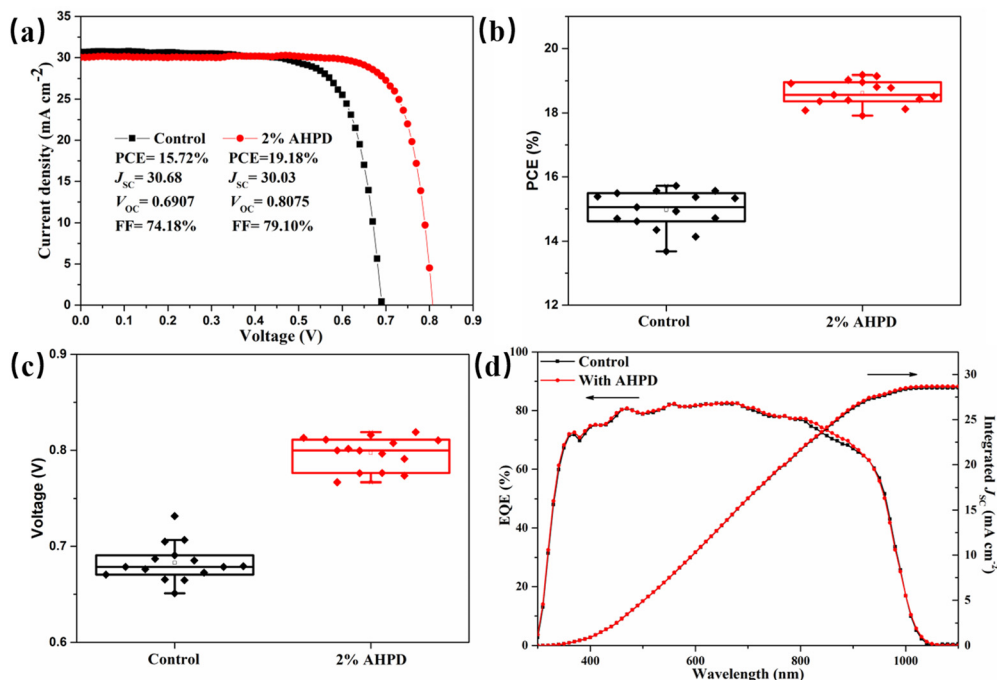


Fig. 4 (a)  $J$ - $V$  curves of the champion AHPD-treated and control devices with a reverse scan. (b) PCE distribution of the control and AHPD-treated devices. (c)  $V_{OC}$  distribution of the control and AHPD-treated devices. (d) EQE spectra of the champion AHPD-treated and control devices, and the corresponding integrated  $J_{SC}$  curves.

Moreover, to verify the universality of this additive, we added it into  $\text{MAPb}_{0.6}\text{Sn}_{0.4}\text{I}_3$  devices, which is another common tin-lead mixed perovskite structure, and attained one of the best PCE (14.62%) for MA-based narrow band gap perovskite solar cells, which is increased by nearly 34% compared to the control (10.92%). It can be observed from Fig. 4b, c and Fig. S9–S11 (ESI<sup>†</sup>) that compared with that of the control device, the improved PCE of the AHPD-incorporated devices could be attributed to the enhancement of all the photovoltaic parameters, especially  $V_{OC}$  and FF values, which should be ascribed to the presence of the AHPD additives favoring the better interface contact, inhibition of the p-doping level defects and passivation of perovskite defects. The integrated  $J_{SC}$  value of the control device was found to be  $28.52 \text{ mA cm}^{-2}$  and that of the device incorporated with 2 mol% AHPD was  $28.68 \text{ mA cm}^{-2}$  (Fig. 4d), which matched well with the values obtained from the  $J$ - $V$  curves (<5% discrepancy).<sup>45,46</sup> Both the control and AHPD-incorporated devices show a broad spectrum response from UV 300 nm to NIR 1100 nm, which was attributed to the narrow bandgap of  $\text{FA}_{0.7}\text{MA}_{0.3}\text{Pb}_{0.5}\text{Sn}_{0.5}\text{I}_3$ . It was also shown that the  $J_{SC}$  values obtained for the AHPD-incorporated device were greater over the spectral range of 800–900 nm compared to that for the control device, suggesting that the AHPD-incorporated devices exhibited improved charge collection and extraction capabilities. The stable output of photocurrent densities and the steady-state PCEs was measured at the maximum power point for the control and 2 mol% AHPD-incorporated devices, respectively. As displayed in Fig. S12 (ESI<sup>†</sup>), the AHPD-incorporated and control PSCs exhibited a stabilized PCE of 17.99% and 14.93%, respectively. To demonstrate the reproducibility of the devices, the

statistical photovoltaic parameters for 15 devices are shown in Fig. S9 (ESI<sup>†</sup>). For the devices incorporated with AHPD at different concentrations, the PCE improved from  $15.05 \pm 0.62\%$  to  $18.78 \pm 0.36\%$ . In addition, we also test the long-term operational stability of the unencapsulated PSCs by exposing devices to ambient air at  $20 \pm 5^\circ\text{C}$  and  $30 \pm 5\%$  RH for 350 h, shown in Fig. S14 (ESI<sup>†</sup>). Compared with the control device can only retain 22.5% of the initial PCE after 110 h. The PSC treated with AHPD can retain 47% of the initial PCE after 350 h.

### 3.4 Band structure of AHPD-incorporated perovskite films

Fig. 5a exhibits the light absorption spectra of the  $\text{FA}_{0.7}\text{MA}_{0.3}\text{Pb}_{0.5}\text{Sn}_{0.5}\text{I}_3$  perovskite films without any additives and with 2 mol% AHPD. According to the absorption edges, the incorporation of AHPD slightly increased the bandgap of  $\text{FA}_{0.7}\text{MA}_{0.3}\text{Pb}_{0.5}\text{Sn}_{0.5}\text{I}_3$  (without AHPD) from 1.260 eV to 1.262 eV. The absorption spectra of the  $\text{FA}_{0.7}\text{MA}_{0.3}\text{Pb}_{0.5}\text{Sn}_{0.5}\text{I}_3$  perovskite films incorporated with AHPD at different concentrations are shown in Fig. S15a (ESI<sup>†</sup>). There is no distinct difference among the control and the AHPD-incorporated perovskite films in absorption spectra, suggesting that the incorporation of AHPD does not influence the major crystal structure of perovskites. The perovskite films without AHPD (control film) and with 2% AHPD were then characterized by ultraviolet photoelectron spectroscopy (UPS) measurements (Fig. S15b, ESI<sup>†</sup>). In UPS analysis, the valence band position ( $E_{VB}$ ) of the film can be estimated by the equation  $E_{VB} = WF + VBM$ , where WF and VBM represent the work function and valence band maximum of the perovskite film, respectively, and WF is derived from the cutoff energy ( $E_{cutoff}$ ) by  $WF = 21.22 \text{ eV} - E_{cutoff}$ .<sup>47</sup> From the secondary electron cut-off of both films

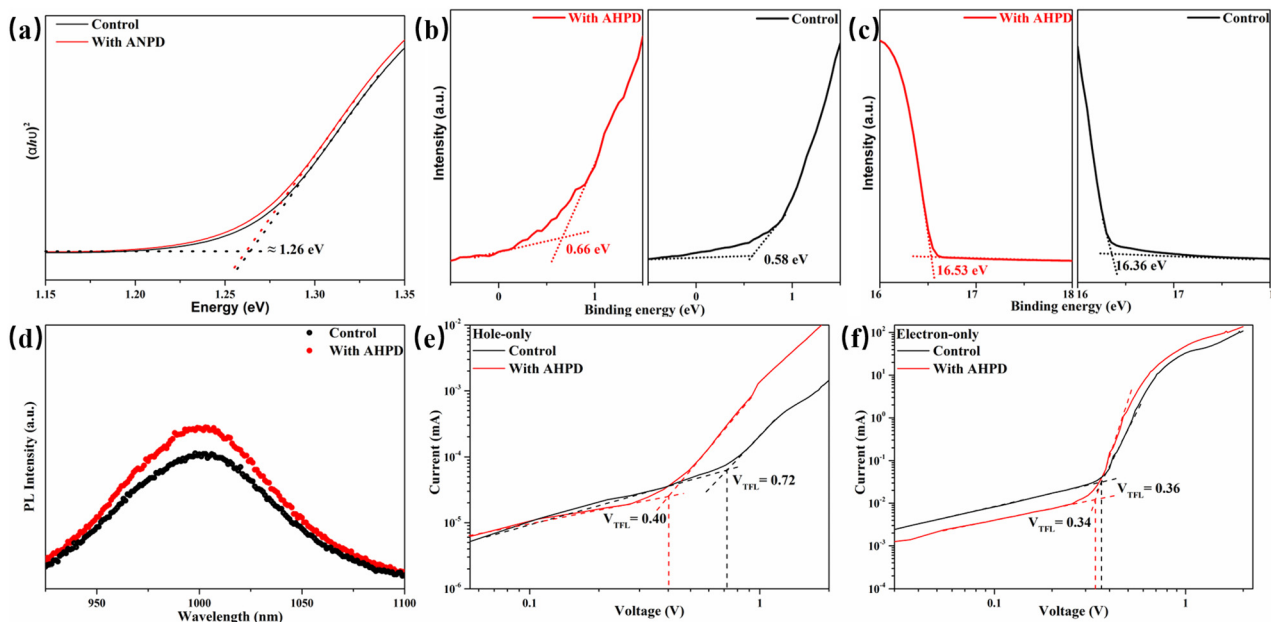


Fig. 5 (a) Tauc plot of the control and AHPD incorporated perovskite. (b and c) Ultraviolet photoelectron spectra (UPS) of control films and AHPH films. (d) PL spectra of control films and AHPD films were deposited on bare glass substrates. SCLC characteristics of only hole devices (e) and only electron devices (f).

(Fig. 5c), the work function (WF) was derived to be 4.86 eV for the control film and 4.69 eV for the AHPD-incorporated film. This WF shift indicates that the AHPD-incorporated films exhibited more n-type characteristics, which was probably due to the reduction of  $\text{Sn}^{4+}$  to  $\text{Sn}^{2+}$ . Also, fitting the valence band spectra of the control and AHPD-incorporated films in Fig. 5b, resulted in a VBM of 0.58 eV and 0.66 eV, respectively. By combining these band energy position results, we could calculate that  $E_{VB}$  of the control and the AHPD-incorporated films are 5.44 eV and 5.35 eV, respectively. Then, we obtained the energy level alignment between the perovskite and other transport layers,<sup>47</sup> as shown in Fig. S14c (ESI<sup>†</sup>). We can observe that  $E_{VB}$  of AHPD-incorporated films was elevated, which was closer to the occupied molecular orbital (HOMO) of the PEDOT:PSS in our work. This band alignment can facilitate effective hole injection from the perovskite into the top electrode. Moreover, the AHPD-incorporated film with a much higher conduction band position could act as an efficient electron-blocking layer, a characteristic that could therefore suppress carrier recombination.

### 3.5 Charge recombination and dynamics

Furthermore, the steady-state photoluminescence (PL) measurement was carried out for perovskite films without/with AHPD incorporated, which were deposited on the bare glass (Fig. 5d). The slight blue shift of the PL peak position (from 1003 without AHPD to 1015 nm with AHPD added) can be observed, indicating a slightly enlarged band gap, which was in accord with the results obtained from the absorption spectra. The enlarged band gap could be beneficial for the improvement of  $V_{OC}$ . Compared to the control film, significant PL enhancement occurred for the AHPD-incorporated perovskite film, indicating that the nonradiative recombination defects on the surface of

the film were suppressed due to the AHPD-induced improvement of perovskite crystallinity and optimization of film morphology.<sup>48–50</sup>

To further evaluate the trap density ( $n_{\text{trap}}$ ) across the perovskite films, we measured the space charge limited current (SCLC) on hole-only devices of FTO/PEDOT:PSS/FA<sub>0.7</sub>MA<sub>0.3</sub>Pb<sub>0.5</sub>Sn<sub>0.5</sub>I<sub>3</sub> (with or without AHPD added)/spiro-OMeTAD/Ag under dark conditions (Fig. 5e and f). The dark  $I$ - $V$  curves consist of three regions, including the ohmic region, the trap-filled limited (TFL) region and the trap-free SCLC region. In the ohmic region, the current shows linear relation to a bias voltage, and then it increases abruptly when the bias voltage exceeds the kink point, indicating the complete filling of trap states. The voltage at the kink point denotes the trap-filled limit voltage ( $V_{\text{TFL}}$ ), given by  $V_{\text{TFL}} = \frac{en_{\text{trap}}L^2}{2\epsilon\epsilon_0}$ , where  $n_{\text{trap}}$  is the trap density,  $e$  represents the electron charge,  $L$  is the thickness of the perovskite film,  $\epsilon_0$  stands for the vacuum permittivity and  $\epsilon$  is the relative dielectric constant of the perovskite. The  $V_{\text{TFL}}$  value of the pristine FA<sub>0.7</sub>MA<sub>0.3</sub>Pb<sub>0.5</sub>Sn<sub>0.5</sub>I<sub>3</sub> device was found to be 0.72 V, corresponding to a trap density of  $1.4 \times 10^{13} \text{ cm}^{-3}$ , whereas, the  $V_{\text{TFL}}$  value was reduced to 0.40 V in the presence of the AHPD additive, leading to a lower trap density of  $7.8 \times 10^{12} \text{ cm}^{-3}$ . Similarly, the electron trap densities are measured to be  $7.1 \times 10^{12}$  ( $V_{\text{TFL}} = 0.36$  V) and  $6.6 \times 10^{12}$  ( $V_{\text{TFL}} = 0.34$  V)  $\text{cm}^{-3}$  (Fig. 5e and f) for devices with the structure FTO/SnO<sub>2</sub>/FA<sub>0.7</sub>MA<sub>0.3</sub>Pb<sub>0.5</sub>Sn<sub>0.5</sub>I<sub>3</sub>/PCBM/Ag. This result indicated that the incorporation of AHPD could significantly reduce the hole trap density caused by  $\text{Sn}^{2+}$  oxidation, reduce the nonradiative recombination loss and improve the device performance, which was consistent with the PL results.

Electrochemical impedance spectroscopy (EIS) measurements were carried out to further understand the mechanisms

for the charge recombination and dynamics of the perovskite films and the corresponding devices. By fitting the EIS spectra at applied biases (0.45 V) under dark conditions, the evolution of resistance can be obtained (Fig. S16, ESI†). The corresponding equivalent circuit for fitting the curves is shown in the inset of Fig. S16 (ESI†), where  $R_s$  is the series resistance,  $R_1$  is the recombination resistance, and  $C_{PE1}$  is the chemical capacitance. All the PSCs exhibited the main semicircle at low frequency, which could be attributed to  $R_1$  and  $C_{PE1}$ . The fitted  $R_1$  values for the AHPD-incorporated device were much lower than the control device. According to the previous literature,<sup>51,52</sup> under low applied bias conditions,  $R_1$  was dominated by the charge transport of the perovskite film. We thus can conclude that the device with AHPD additives exhibited a better contact at the interface between the  $FA_{0.7}MA_{0.3}Pb_{0.5}Sn_{0.5}I_3$  layer and the  $C_{60}$  ETL, resulting in the improved  $J_{SC}$ ,  $V_{OC}$  and FF for the AHPD-incorporated device as shown in Fig. 4a.

## 4. Conclusion

In summary, an effective additive AHPD was evaluated for the enhancement of Sn–Pb PSCs performance for the first time. It was shown that the incorporation of AHPD, which bears an effective pyridine in the molecule, in the  $FA_{0.7}MA_{0.3}Pb_{0.5}Sn_{0.5}I_3$  precursor solution could effectively suppress the  $Sn^{2+}$  oxidation and thus the p-doping level defects, resulting in the improved  $V_{OC}$ . Furthermore, the pyridine nitrogen and the enamine-like  $-NH_2$  could retard the nucleation and crystallization rate by forming a coordinating interaction with  $PbI_2/SnI_2$ , resulting in forming large-grain film without pinholes. Moreover, the pyridine nitrogen,  $-OH$  and the enamine-like  $-NH_2$  also could passivate perovskite surface defects through the coordination with  $Pb^{2+}/Sn^{2+}$  ions. We also noticed that the large band gap of AHPD-incorporated film facilitated effective hole injection from the perovskite into the PEDOT:PSS layer, while the higher conduction band position could prohibit the transfer of both electrons and holes from the  $FA_{0.7}MA_{0.3}Pb_{0.5}Sn_{0.5}I_3$  perovskite to the  $C_{60}$  layer. Moreover, the enhancement of hole mobility was noticed, which led to faster charge transfer at the perovskite and charge transport layer interfaces. As a result, the device with AHPD introduced exhibited a top PCE of 19.18% for narrow band gap perovskite solar cells, which is about 22% higher than that of the control device without the addition of AHPD (15.72% PCE). Moreover, the device with AHPD introduced exhibited a top PCE of 14.62% (Table S1, ESI†) for MA-based narrow band gap perovskite solar cells and with high reproducibility. Moreover, the device stability is also enhanced. This work provides a comprehensive understanding of the AHPD additive for use in the mixed Sn–Pb PSCs to modulate the process of crystallization and depress the  $Sn^{2+}$  oxidation and paves the way for realizing high performance narrow bandgap Sn–Pb PSCs in the future.

## Author contributions

W. C.: conceptualization, methodology, investigation, resources, data curation, and writing-original draft. K. S.: formal analysis

and data curation. Y. H.: formal analysis and data curation. K. G. B.: writing-review and investigation. S. K.: writing-review and investigation. B. Z.: funding acquisition, supervision, and writing-review and editing. Y. F.: supervision, and writing-review and editing. M. K. N.: funding acquisition, supervision, and writing-review and editing. Y. Z.: conceptualization, methodology, data curation, writing-review and editing, and visualization.

## Conflicts of interest

The authors declare no competing financial interest.

## Acknowledgements

This work was financially supported by the Haihe Laboratory of Sustainable Chemical Transformations and the National Key Research and Development Program of China (2020YFB0408002).

## References

- 1 A. Kojima, K. Teshima, Y. Shirai and T. Miyasaka, Organometal halide perovskites as visible-light sensitizers for photovoltaic cells, *J. Am. Chem. Soc.*, 2009, **131**(17), 6050–6051, DOI: [10.1021/ja809598r](https://doi.org/10.1021/ja809598r).
- 2 H. S. Kim, C. R. Lee and J. H. Im, *et al.*, Lead Iodide Perovskite Sensitized All-Solid-State Submicron Thin Film Mesoscopic Solar Cell with Efficiency Exceeding 9%, *Sci. Rep.*, 2012, **2**, 591, DOI: [10.1038/srep00591](https://doi.org/10.1038/srep00591).
- 3 R. Fickler, R. Lapkiewicz, W. N. Plick, M. Krenn, C. Schaeff, S. Ramelow and A. Zeilinger, Quantum entanglement of high angular momenta, *Science*, 2012, **338**(6107), 640–643, DOI: [10.1126/science.1227193](https://doi.org/10.1126/science.1227193).
- 4 K. Su, P. Zhao, Y. Ren, Y. Zhang, G. Yang, Y. Huang, Y. Feng and B. Zhang, A Porphyrin-Involved Benzene-1,3,5-Tricarboxamide Dendrimer (Por-BTA) as a Multifunctional Interface Material for Efficient and Stable Perovskite Solar Cells, *ACS Appl. Mater. Interfaces*, 2021, **13**(12), 14248–14257, DOI: [10.1021/acscami.1c00146](https://doi.org/10.1021/acscami.1c00146).
- 5 M. Jeong, I. Woo Choi, E. Min Go, Y. Cho, M. Kim, B. Lee, S. Jeong, Y. Jo, H. Won Choi, J. Lee, J.-H. Bae, S. Kyu Kwak, D. Suk Kim and C. Yang, Stable perovskite solar cells with efficiency exceeding 24.8% and 0.3 V voltage loss, *Science*, 2020, **369**, 1615–1620.
- 6 NREL (National Renewable Energy Lab), Best Research-Cell Efficiencies, July 5, 2022. <https://www.nrel.gov/pv/assets/pdfs/cell-pv-eff-emergingpv-rev220630.pdf>.
- 7 J. Jeong, M. Kim, J. Seo, H. Lu, P. Ahlawat, A. Mishra, Y. Yang, M. A. Hope, F. T. Eickemeyer, M. Kim, Y. J. Yoon, I. W. Choi, B. P. Darwich, S. J. Choi, Y. Jo, J. H. Lee, B. Walker, S. M. Zakeeruddin, L. Emsley and J. Y. Kim, Pseudo-halide anion engineering for  $\alpha$ -FAPbI<sub>3</sub> perovskite solar cells, *Nature*, 2021, **592**(7854), 381–385, DOI: [10.1038/s41586-021-03406-5](https://doi.org/10.1038/s41586-021-03406-5).
- 8 Q. Chen, J. Luo, R. He, H. Lai, S. Ren, Y. Jiang, Z. Wan, W. Wang, X. Hao, Y. Wang, J. Zhang, I. Constantinou,



- C. Wang, L. Wu, F. Fu and D. Zhao, Unveiling Roles of Tin Fluoride Additives in High-Efficiency Low-Bandgap Mixed Tin-Lead Perovskite Solar Cells, *Adv. Energy Mater.*, 2021, **11**, 2101045, DOI: [10.1002/aenm.202101045](https://doi.org/10.1002/aenm.202101045).
- 9 S. Hu, K. Otsuka, R. Murdey, T. Nakamura and M. A. Truong, *et al.*, Optimized carrier extraction at interfaces for 23.6% efficient tin-lead perovskite solar cells, *Energy Environ. Sci.*, 2022, **15**, 2096–2107, DOI: [10.1039/D2EE00288D](https://doi.org/10.1039/D2EE00288D).
- 10 R. Lin, J. Xu and M. Wei, *et al.*, All-perovskite tandem solar cells with improved grain surface passivation, *Nature*, 2022, **603**, 73–78, DOI: [10.1038/s41586-021-04372-8](https://doi.org/10.1038/s41586-021-04372-8).
- 11 C. Wang, Y. Zhao and T. Ma, *et al.*, A universal close-space annealing strategy towards high-quality perovskite absorbers enabling efficient all-perovskite tandem solar cells, *Nat. Energy*, 2022, **7**, 744–753, DOI: [10.1038/s41560-022-01076-9](https://doi.org/10.1038/s41560-022-01076-9).
- 12 G. Kapil, T. Bessho, T. Maekawa, A. K. Baranwal, Y. Zhang, M. A. Kamarudin, D. Hirotani, Q. Shen, H. Segawa and S. Hayase, Tin-Lead Perovskite Fabricated via Ethylenediamine Interlayer Guides to the Solar Cell Efficiency of 21.74%, *Adv. Energy Mater.*, 2021, **11**, 2101069, DOI: [10.1002/aenm.202101069](https://doi.org/10.1002/aenm.202101069).
- 13 K. Zhang, K. Forberich, L. Lüer, J. G. Cerrillo, W. Meng, X. Du, V. M. Le Corre, Y. Zhao, T. Niu and Q. Xue, Understanding the Limitations of Charge Transporting Layers in Mixed Lead-Tin Halide Perovskite Solar Cells, *Advanced Energy and Sustainability Research*, 2021, **3**, 2100156, DOI: [10.1002/aesr.202100156](https://doi.org/10.1002/aesr.202100156).
- 14 J. Cao, H. Loi, Y. Xu, X. Guo, N. Wang, C. Liu, T. Wang, H. Cheng, Y. Zhu and M. G. Li, High-Performance Tin-Lead Mixed-Perovskite Solar Cells with Vertical Compositional Gradient, *Adv. Mater.*, 2022, **34**, 2107729, DOI: [10.1002/adma.202107729](https://doi.org/10.1002/adma.202107729).
- 15 C. C. Stoumpos, C. D. Malliakas and M. G. Kanatzidis, Semiconducting tin and lead iodide perovskites with organic cations: Phase transitions, high mobilities, and near-infrared photoluminescent properties, *Inorg. Chem.*, 2013, **52**(15), 9019–9038, DOI: [10.1021/ic401215x](https://doi.org/10.1021/ic401215x).
- 16 J. Xi, H. Duim, M. Pitaro, K. Gahlot, J. Dong, G. Portale and M. A. Loi, Scalable, Template Driven Formation of Highly Crystalline Lead-Tin Halide Perovskite Films, *Adv. Funct. Mater.*, 2021, **31**, 2105734, DOI: [10.1002/adfm.202105734](https://doi.org/10.1002/adfm.202105734).
- 17 J. Xi and M. A. Loi, The Fascinating Properties of Tin-Alloyed Halide Perovskites, *ACS Energy Lett.*, 2021, **6**(5), 1803–1810, DOI: [10.1021/acsenrgylett.1c00289](https://doi.org/10.1021/acsenrgylett.1c00289).
- 18 Z. Zhu, N. Li, D. Zhao, L. Wang and A. K. Y. Jen, Improved Efficiency and Stability of Pb/Sn Binary Perovskite Solar Cells Fabricated by Galvanic Displacement Reaction, *Adv. Energy Mater.*, 2019, **9**, 1802774, DOI: [10.1002/aenm.201802774](https://doi.org/10.1002/aenm.201802774).
- 19 K. Hamada, R. Tanaka, M. A. Kamarudin, Q. Shen, S. Iikubo, T. Minemoto, K. Yoshino, T. Toyoda, T. Ma, D. W. Kang and S. Hayase, Enhanced Device Performance with Passivation of the TiO<sub>2</sub> Surface Using a Carboxylic Acid Fullerene Monolayer for a Sn–Pb Perovskite Solar Cell with a Normal Planar Structure, *ACS Appl. Mater. Interfaces*, 2020, **12**(15), 17776–17782, DOI: [10.1021/acsam.0c01411](https://doi.org/10.1021/acsam.0c01411).
- 20 Y. Zong, Z. Zhou, M. Chen, N. P. Padture and Y. Zhou, Lewis-Adduct Mediated Grain-Boundary Functionalization for Efficient Ideal-Bandgap Perovskite Solar Cells with Superior Stability, *Adv. Energy Mater.*, 2018, **8**, 1800997, DOI: [10.1002/aenm.201800997](https://doi.org/10.1002/aenm.201800997).
- 21 X. Xu, C. C. Chueh, Z. Yang, A. Rajagopal and A. K. Y. Jen, Ascorbic acid as an effective antioxidant additive to enhance the efficiency and stability of Pb/Sn-based binary perovskite solar cells, *Nano Energy*, 2017, **34**, 392–398, DOI: [10.1016/j.nanoen.2017.02.040](https://doi.org/10.1016/j.nanoen.2017.02.040).
- 22 S. J. Lee, S. S. Shin, Y. C. Kim, D. Kim, T. K. Ahn, J. H. Noh, J. Seo and S. il Seok, Fabrication of Efficient Formamidinium Tin Iodide Perovskite Solar Cells through SnF<sub>2</sub>-Pyrazine Complex, *J. Am. Chem. Soc.*, 2016, **138**(12), 3974–3977, DOI: [10.1021/jacs.6b00142](https://doi.org/10.1021/jacs.6b00142).
- 23 R. Lin, K. Xiao, Z. Qin, Q. Han, C. Zhang, M. Wei, M. I. Saidaminov, Y. Gao, J. Xu, M. Xiao, A. Li, J. Zhu, E. H. Sargent and H. Tan, Monolithic all-perovskite tandem solar cells with 24.8% efficiency exploiting comproportionation to suppress Sn(II) oxidation in precursor ink, *Nat. Energy*, 2019, **4**(10), 864–873, DOI: [10.1038/s41560-019-0466-3](https://doi.org/10.1038/s41560-019-0466-3).
- 24 H. Ban, Q. Sun, T. Zhang, H. Li, Y. Shen and M. Wang, Stabilization of Inorganic CsPb<sub>0.5</sub>Sn<sub>0.5</sub>I<sub>2</sub>Br Perovskite Compounds by Antioxidant Tea Polyphenol, *Sol. RRL*, 2020, **4**, 1900457, DOI: [10.1002/solr.201900457](https://doi.org/10.1002/solr.201900457).
- 25 H. Liu, L. Wang, R. Li, B. Shi, P. Wang, Y. Zhao and X. Zhang, Modulated Crystallization and Reduced V<sub>OC</sub> Deficit of Mixed Lead-Tin Perovskite Solar Cells with Antioxidant Caffeic Acid, *ACS Energy Lett.*, 2021, **6**(8), 2907–2916, DOI: [10.1021/acsenrgylett.1c01217](https://doi.org/10.1021/acsenrgylett.1c01217).
- 26 G. Cavallo, P. Metrangolo, R. Milani, T. Pilati, A. Priimagi, G. Resnati and G. Terraneo, The halogen bond, *Chem. Rev.*, 2016, **116**(4), 2478–2601, DOI: [10.1021/acs.chemrev.5b00484](https://doi.org/10.1021/acs.chemrev.5b00484).
- 27 Y. Chen, H. Yu, L. Zhang, H. Yang and Y. Lu, Photoresponsive liquid crystals based on halogen bonding of azopyridines, *Chem. Commun.*, 2014, **50**(68), 9647–9649, DOI: [10.1039/c4cc02344g](https://doi.org/10.1039/c4cc02344g).
- 28 K. Zhu, S. Cong and Z. Lu, *et al.*, Enhanced perovskite solar cell performance via defect passivation with ethylamine alcohol chlorides additive, *J. Power Sources*, 2019, **428**(15), 82–87, DOI: [10.1016/j.jpowsour.2019.04.056](https://doi.org/10.1016/j.jpowsour.2019.04.056).
- 29 M. J. Choi, Y. S. Lee and I. H. Cho, *et al.*, Functional additives for high-performance inverted planar perovskite solar cells with exceeding 20% efficiency: selective complexation of organic cations in precursors, *Nano Energy*, 2020, **71**, 104639, DOI: [10.1016/j.nanoen.2020.104639](https://doi.org/10.1016/j.nanoen.2020.104639).
- 30 R. Wang, J. Xue and K. L. Wang, *et al.*, Constructive molecular configurations for surface-defect passivation of perovskite photovoltaics, *Science*, 2019, **366**(6472), 1509–1513, DOI: [10.1126/science.aay9698](https://doi.org/10.1126/science.aay9698).
- 31 W. Ke and M. G. Kanatzidis, Prospects for low-toxicity lead-free perovskite solar cells, *Nat. Commun.*, 2019, **10**, 965, DOI: [10.1038/s41467-019-08918-3](https://doi.org/10.1038/s41467-019-08918-3).
- 32 I. Chung, J. H. Song, J. Im, J. Androulakis, C. D. Malliakas, H. Li, A. J. Freeman, J. T. Kenney and M. G. Kanatzidis, CsSnI<sub>3</sub>: Semiconductor or metal? High electrical conductivity and strong near-infrared photoluminescence from a single material. High hole mobility and phase-transitions,

- J. Am. Chem. Soc.*, 2012, **134**(20), 8579–8587, DOI: [10.1021/ja301539s](https://doi.org/10.1021/ja301539s).
- 33 M. Kunitski, N. Eicke, P. Huber, J. Köhler, S. Zeller, J. Voigtsberger, N. Schlott, K. Henrichs, H. Sann, F. Trinter, L. P. H. Schmidt, A. Kalinin, M. S. Schöffler, T. Jahnke, M. Lein and R. Dörner, Double-slit photoelectron interference in strong-field ionization of the neon dimer, *Nat. Commun.*, 2019, **10**, 1, DOI: [10.1038/s41467-018-07882-8](https://doi.org/10.1038/s41467-018-07882-8).
- 34 J. Cao, H. L. Loi, Y. Xu, X. Guo, N. Wang and C. K. Liu, *et al.*, High-Performance Tin–Lead Mixed-Perovskite Solar Cells with Vertical Compositional Gradient, *Adv. Mater.*, 2020, **34**, 2107729, DOI: [10.1002/adma.202107729](https://doi.org/10.1002/adma.202107729).
- 35 S. Shao, J. Dong, H. Duim, G. H. ten Brink, G. R. Blake, G. Portale and M. A. Loi, Enhancing the crystallinity and perfecting the orientation of formamidinium tin iodide for highly efficient Sn-based perovskite solar cells, *Nano Energy*, 2019, **60**, 810–816, DOI: [10.1016/j.nanoen.2019.04.040](https://doi.org/10.1016/j.nanoen.2019.04.040).
- 36 D. H. Cao, C. C. Stoumpos, T. Yokoyama, J. L. Logsdon, T. Song, O. K. bin, Farha, M. R. Wasielewski, J. T. Hupp and M. G. Kanatzidis, Thin Films and Solar Cells Based on Semiconducting Two-Dimensional Ruddlesden-Popper  $(\text{CH}_3(\text{CH}_2)_3\text{NH}_3)_2(\text{CH}_3\text{NH}_3)_{n-1}\text{Sn}_n\text{I}_{3n+1}$  Perovskites, *ACS Energy Lett.*, 2017, **2**(5), 982–990, DOI: [10.1021/acsenergylett.7b00202](https://doi.org/10.1021/acsenergylett.7b00202).
- 37 Y. Liao, H. Liu, W. Zhou, D. Yang, Y. Shang, Z. Shi, B. Li, X. Jiang, L. Zhang, L. N. Quan, R. Quintero-Bermudez, B. R. Sutherland, Q. Mi, E. H. Sargent and Z. Ning, Highly Oriented Low-Dimensional Tin Halide Perovskites with Enhanced Stability and Photovoltaic Performance, *J. Am. Chem. Soc.*, 2017, **139**(19), 6693–6699, DOI: [10.1021/jacs.7b01815](https://doi.org/10.1021/jacs.7b01815).
- 38 W. Liao, D. Zhao, Y. Yu, N. Shrestha, K. Ghimire, C. R. Grice, C. Wang, Y. Xiao, A. J. Cimaroli, R. J. Ellingson, N. J. Podraza, K. Zhu, R. G. Xiong and Y. Yan, Fabrication of Efficient Low-Bandgap Perovskite Solar Cells by Combining Formamidinium Tin Iodide with Methylammonium Lead Iodide, *J. Am. Chem. Soc.*, 2016, **138**(38), 12360–12363, DOI: [10.1021/jacs.6b08337](https://doi.org/10.1021/jacs.6b08337).
- 39 R. Wang, J. Xue, K.-L. Wang, Z.-K. Wang, Y. Luo, D. Fenning, G. Xu, S. Nuryyeva, T. Huang, Y. Zhao, J. Lee Yang, J. Zhu, M. Wang, S. Tan, I. Yavuz, K. N. Houk and Y. Yang, Constructive molecular configurations for surface-defect passivation of perovskite photovoltaics, *Science*, 2019, **366**, 1509–1513, DOI: [10.1126/science.aay9698](https://doi.org/10.1126/science.aay9698).
- 40 S. Xiong, Z. Hou, S. Zou, X. Lu, J. Yang, T. Hao, Z. Zhou, J. Xu, Y. Zeng, W. Xiao, W. Dong, D. Li, X. Wang, Z. Hu, L. Sun, Y. Wu, X. Liu, L. Ding, Z. Sun, M. Fahlman and Q. Bao, Direct Observation on p- to n-Type Transformation of Perovskite Surface Region during Defect Passivation Driving High Photovoltaic Efficiency, *Joule*, 2021, **5**(2), 467–480, DOI: [10.1016/j.joule.2020.12.009](https://doi.org/10.1016/j.joule.2020.12.009).
- 41 J. Tan, W. Yang, H. Lee, J. Park, K. Kim, O. S. Hutter, L. J. Phillips, S. Shim, J. Yun, Y. Park, J. Lee, J. D. Major and J. Moon, Surface restoration of polycrystalline  $\text{Sb}_2\text{Se}_3$  thin films by conjugated molecules enabling high-performance photocathodes for photoelectrochemical water splitting, *Appl. Catal., B*, 2021, **286**, 119890, DOI: [10.1016/j.apcatb.2021.119890](https://doi.org/10.1016/j.apcatb.2021.119890).
- 42 X. Meng, Y. Li, Y. Qu, H. Chen, N. Jiang, M. Li, D. J. Xue, J. S. Hu, H. Huang and S. Yang, Crystallization Kinetics Modulation of  $\text{FASnI}_3$  Films with Pre-nucleation Clusters for Efficient Lead-Free Perovskite Solar Cells, *Angew. Chem., Int. Ed.*, 2021, **60**(7), 3693–3698, DOI: [10.1002/anie.202012280](https://doi.org/10.1002/anie.202012280).
- 43 A. R. Pascoe, Q. Gu, M. U. Rothmann, W. Li, Y. Zhang, A. D. Scully, X. Lin, L. Spiccia, U. Bach and Y. B. Cheng, Directing nucleation and growth kinetics in solution-processed hybrid perovskite thin-films, *Sci. China Mater.*, 2017, **60**(7), 617–628, DOI: [10.1007/s40843-017-9043-y](https://doi.org/10.1007/s40843-017-9043-y).
- 44 J. H. Heo, D. H. Song and S. H. Im, Planar  $\text{CH}_3\text{NH}_3\text{PbBr}_3$  hybrid solar cells with 10.4% power conversion efficiency, fabricated by controlled crystallization in the spin-coating process, *Adv. Mater.*, 2014, **26**(48), 8179–8183, DOI: [10.1002/adma.201403140](https://doi.org/10.1002/adma.201403140).
- 45 A. K. Dhara, S. Maity and B. B. Dhar, Visible-light-mediated synthesis of substituted phenazine and phenoxazinone using eosin y as a photoredox catalyst, *Org. Lett.*, 2021, **23**(9), 3269–3273, DOI: [10.1021/acs.orglett.1c00725](https://doi.org/10.1021/acs.orglett.1c00725).
- 46 B.-B. Yu, L. Xu, M. Liao, Y. Wu, F. Liu, Z. He, J. Ding, W. Chen, B. Tu, Y. Lin, Y. Zhu, X. Zhang, W. Yao, A. B. Djuricic, J.-S. Hu and Z. He, Synergy Effect of Both 2,2,2-TrifluoroethylamineHydrochloride and  $\text{SnF}_2$  for Highly Stable  $\text{FASnI}_{3-x}\text{Cl}_x$  Perovskite Solar Cells, *Solar RRL*, 2019, **3**, 1800290, DOI: [10.1002/solr.201800290](https://doi.org/10.1002/solr.201800290).
- 47 Q. Jiang, Z. Chu, P. Wang, X. Yang, H. Liu, Y. Wang, Z. Yin, J. Wu, X. Zhang and J. You, Planar-Structure Perovskite Solar Cells with Efficiency beyond 21%, *Adv. Mater.*, 2017, **29**, 1703852, DOI: [10.1002/adma.201703852](https://doi.org/10.1002/adma.201703852).
- 48 G. Kapil, T. Bessho, C. H. Ng, K. Hamada, M. Pandey, M. A. Kamarudin, D. Hirotani, T. Kinoshita, T. Minemoto, Q. Shen, T. Toyoda, T. N. Murakami, H. Segawa and S. Hayase, Strain Relaxation and Light Management in Tin-Lead Perovskite Solar Cells to Achieve High Efficiencies, *ACS Energy Lett.*, 2019, **4**(8), 1991–1998, DOI: [10.1021/acsenergylett.9b01237](https://doi.org/10.1021/acsenergylett.9b01237).
- 49 C. Xu, Y. Yao, G. Wang, J. Dong, G. Xu, Y. Zhong, D. Lu, X. Zhao, D. Liu, G. Zhou, X. Yang, P. Li, L. Chen and Q. Song, Self-woven monolayer polyionic mesh to achieve highly efficient and stable inverted perovskite solar cells, *Chem. Eng. J.*, 2022, **428**, 132074, DOI: [10.1016/j.cej.2021.132074](https://doi.org/10.1016/j.cej.2021.132074).
- 50 Q. Jiang, Y. Zhao, X. Zhang, X. Yang, Y. Chen, Z. Chu, Q. Ye, X. Li, Z. Yin and J. You, Surface passivation of perovskite film for efficient solar cells, *Nat. Photonics*, 2019, **13**(7), 460–466, DOI: [10.1038/s41566-019-0398-2](https://doi.org/10.1038/s41566-019-0398-2).
- 51 D. Pitarch-Tena, T. T. Ngo, M. Vallés-Pelarda, T. Pauporté and I. Mora-Seró, Impedance Spectroscopy Measurements in Perovskite Solar Cells: Device Stability and Noise Reduction, *ACS Energy Lett.*, 2018, **3**, 1044–1048, DOI: [10.1021/acsenergylett.8b00465](https://doi.org/10.1021/acsenergylett.8b00465).
- 52 I. Zarazua, G. Han, P. P. Boix, S. Mhaisalkar, F. Fabregat-Santiago, I. Mora-Seró, J. Bisquert and G. Garcia-Belmonte, Surface Recombination and Collection Efficiency in Perovskite Solar Cells from Impedance Analysis, *J. Phys. Chem. Lett.*, 2016, **7**(24), 5105–5113, DOI: [10.1021/acs.jpcclett.6b02193](https://doi.org/10.1021/acs.jpcclett.6b02193).