

Green Chemistry

Cutting-edge research for a greener sustainable future

rsc.li/greenchem



ISSN 1463-9262



Cite this: *Green Chem.*, 2022, **24**, 8227

Formate as a key intermediate in CO₂ utilization

Eric Schuler,^a Michele Morana,^b Pavel A. Ermolich,^a Kristian Lüschen,^a Adam J. Greer,^b S. F. Rebecca Taylor,^b Christopher Hardacre,^b N. Raveendran Shiju^a and Gert-Jan M. Gruter^{*a,c}

Replacing fossil feedstocks for chemicals and polymers in the chemical industry is a key step towards a future circular society. Making use of CO₂ as a starting material in Carbon Capture and Utilization (CCU) or Carbon Capture and Storage (CCS) processes presents a great opportunity. Unfortunately, converting CO₂ is not easy – due to its stability and inherently low reactivity either high energy inputs or nifty catalytic systems are required for its conversion. An electrochemical cell using a gas-diffusion electrode to convert CO₂ into formate is such a promising system. But making formate alone does not allow us to substitute many fossil carbon-fed processes. Oxalic acid on the other hand is a potential new platform chemical for material production as useful monomers such as glycolic acid can be derived from it. Fortunately, formate can be converted into oxalate (and subsequently oxalic acid) by coupling two formates in a formate to oxalate coupling reaction (FOCR). The FOCR is a reaction that has been studied for more than 175 years and has seen widespread industrial use in the past. In this work, we critically discuss the history of the FOCR, present the most recent advances and draw a perspective for its future. We provide an overview of all (side)products obtained in FOCR and examine the various reaction parameters and their ability to influence the reaction. To understand the reaction better and improve it in the future, we critically discuss the many mechanisms proposed for the various catalytic systems in the FOCR. At last, we explore the potential to introduce new catalytic and solvent systems or co-reactants to the FOCR to improve reaction performance and broaden the range of products from CO₂ derived formate.

Received 12th June 2022,
 Accepted 18th July 2022
 DOI: 10.1039/d2gc02220f
rsc.li/greenchem

1 Introduction

When John Louis Jullion first patented the coupling reaction of two formate molecules to oxalate in 1846, the industrial revolution was in full swing.¹ Today, 175 years later, we have seen the industrial use and even the formation of a world-spanning cartel around this reaction to produce oxalic acid. Yet, the advent of petrochemistry brought about alternative routes or products and made the formate coupling process obsolete. In those 175 years, we have developed into a society emitting ever-more greenhouse gases into our atmosphere causing severe environmental problems.^{2–4} Society is looking at the chemical industry to play its part in a transition to a circular economy by reducing its CO₂ footprint by utilizing it rather than emitting it.^{5–7} CO₂ can become an attractive building block for producing organic chemicals and materials, as it is an economical, abundant, and nontoxic carbon source that

can be incorporated in downstream products with high ‘atom efficiency’.^{8–14} The capturing of CO₂ and its subsequent conversion can be integrated in one process to utilize energy and heat efficiently.^{15,16} However, activation of CO₂ is still costly due to its thermodynamic stability and kinetic inertness.¹⁷

Electrochemistry is a promising way to utilize CO₂ as a resource for chemicals.^{18,19} It provides ways for sustainable electricity to be stored in chemical bonds and can contribute to solving the storage and intermittency problem of renewable energy. Compared to other pathways, hydrogen is produced rather than consumed. Out of all options for electrochemical CO₂ conversion, the production of alkali formate and CO are the most advanced and most promising because of high volume potential.^{20,21} The value of CO (syngas) in conversions such as Fischer–Tropsch processes allows the production of a broad variety of chemicals and is well known and established.^{11,22}

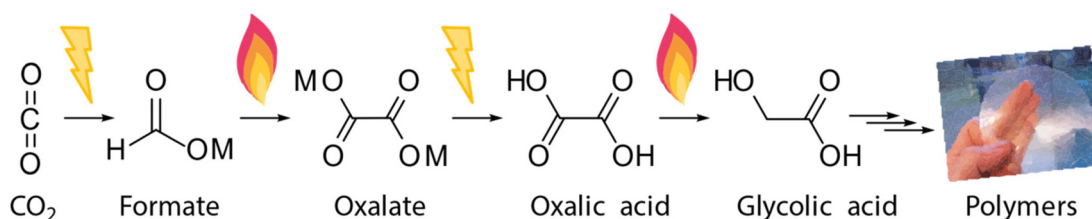
Formate is today mainly used as an anti-freezing or cooling liquid or for producing formic acid.²³ To unlock an interesting C₂ product tree, *via* the implementation of formate from CO₂ at a large scale, we require a formate to oxalate coupling process. The 175-year-old formate to oxalate coupling route fits

^aVan't Hoff Institute for Molecular Sciences, University of Amsterdam, Science Park 904, 1090 GD Amsterdam, The Netherlands. E-mail: g.j.m.gruter@uva.nl

^bDepartment of Chemical Engineering & Analytical Science, University of Manchester, Oxford Road, Manchester M13 9PL, UK

^cAvantium Chemicals BV, Zekeringstraat 29, 1014 BV Amsterdam, The Netherlands





Scheme 1 “OCEAN” process for CO₂ utilization via (i) electrochemical reduction to formate, (ii) thermal formate coupling to oxalate, (iii) electrochemical oxalate acidification, (iv) thermocatalytic reduction of oxalic acid to glycolic acid, and (v) polymer production from oxalic acid and its derivatives.

right in here and we are currently developing such a route from CO₂ to polymers in the European Horizon 2020 “OCEAN” project (Scheme 1).²⁴

In the first step, CO₂ undergoes electrochemical conversion to formate salt. Our research focuses on the electrochemical reduction of CO₂ to formate and to CO, which both do not require hydrogen and elevated temperatures.^{25,26} As formate and CO can both be obtained via a 2 electron electrochemical reduction of CO₂, the electrochemical production of formate from CO₂ aligns well with the ambition to use CO₂ as a renewable C1 feedstock.^{27,28} In a next step, formate must be removed from water for the subsequent reactions. This poses a great separation challenge due to the high solubility. Separation cost and energy consumption may represent a big share of the overall process cost and thus this step must not be overlooked in the overall process design. The formate can be effectively recovered from the solution by a combination of solvent extraction, evaporation and cooling crystallization. The combination of these three techniques allows to reduce the overall energy consumption compared to evaporation alone.²⁹ In the second step, these formates are catalytically coupled to oxalate in the formate coupling reaction (FOCR), which is the subject of this paper. Formate is then acidified to oxalic acid in the third step. The fourth step of the technology targets the derivatization of oxalic acid to esters or its conversion to produce monomers such as glycolic acid. In the fifth (and final) step, we investigate new high-performing polymers from these CO₂-based monomers.^{30–33} Polymers can be especially interesting as they allow for long term storage of sequestered CO₂ in materials.^{34,35} CO₂-Based chemicals such as oxalic acid will become new platform chemicals for a wide range of downstream products such as MEG, glycolic, and glyoxylic acid that all can be obtained from oxalic acid in various sustainable routes.^{30,36}

The formate to oxalate coupling reaction has been discussed in the scientific literature with major contributions from Freidlin, Górski, and most recently Lakkaraju and our group.^{37–56} Yet, the story concerning both crucial (industrial) reaction parameters and (scientific) mechanisms is neither clear nor complete. Many potential reaction parameters and their effect on the conversion and selectivity of the reaction have been reported in scientific publications and patents over the years but many are contradicting each other as details are tightly related to the reactor designs or reaction systems that

were used to generate the data. Many mechanisms were proposed and to date, carbonite ([CO₂]²⁻), first proposed as an intermediate by Freidlin, is accepted as the main intermediate. The activation pathways to obtain said carbonite from formate – which appear to be diverse and interconnected – are not fully understood yet. Such understanding is required to explain the many observations made by scientists and alkali oxalate producers and then optimize for the reaction further.

Given the potential importance of this reaction in electrochemical CO₂ utilization in the future, we aim to first offer a complete overview of reported observations and their relevance followed by a critical discussion of all existing and potential mechanisms. Finally, we will extrapolate improvement potentials and new opportunities even beyond the production of alkali oxalate.

2 History and factors influencing the FOCR

To understand the formate to oxalate coupling reaction (FOCR) we will first look at the research and patent history of the reaction. A brief timeline of the history is shown in Fig. 1. Investigations started already in the 19th century shortly after the discovery of oxalic acid. However, the route starting from formate was discovered by John Louis Jullion during his attempts to improve the paper-making process and he patented the process in 1852.¹ Merz and Weith were the first to describe the required process conditions in more detail in 1882.^{57,58} Goldschmidt in 1900 was the first to use a catalyst, in this case, carbonate base (CO₃²⁻), which also is a product in the reaction. It was suggested that the carbonate and formate would decompose upon heating to CO and hydrogen. Then the carbon monoxide will react with the carbonate to oxalate.⁵⁹ The reaction was performed in an iron vessel above 400 °C under the exclusion of air and the reaction required 45 minutes. Wiens *et al.* continued the optimization of oxalate production in 1902, which led to the suggestion to use oxalate as a (base) catalyst for the reaction, which avoided the separation of the carbonate after the reaction.⁶⁰ In 1912, Strauss patented a reactor design that relies on adding pure alkali formate to a pre-heated reactor. He claimed that no catalyst is required and that air is sufficient as atmosphere. However, he



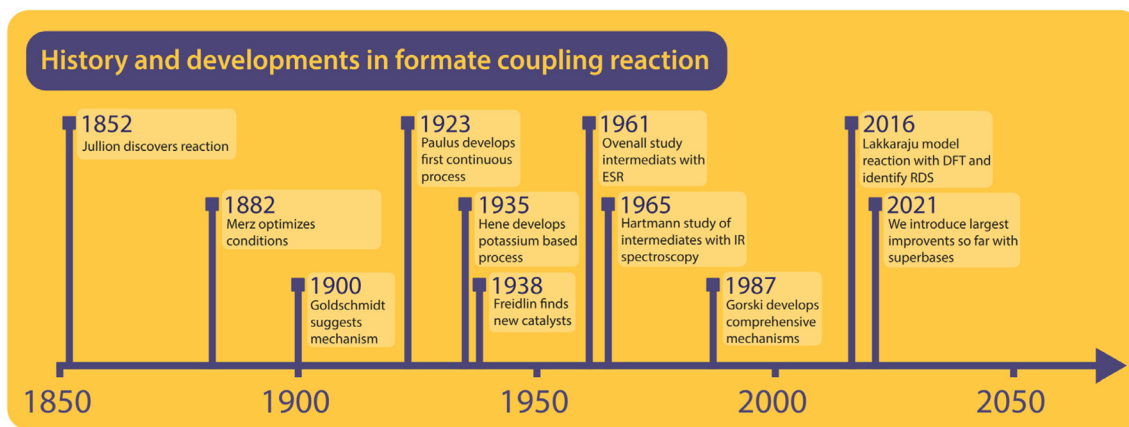


Fig. 1 Brief history with some of the most important milestones in the FO CR.

did not provide any specific examples and there are no reports of successful application of his reactor in the historic archives we visited.⁶¹ Mewburn suggested a reactor where the reaction mixture consisting of only alkali formate is pre-heated to 270 °C and then introduced to the main reactor which is pre-heated to 440 °C. According to their invention, this procedure reduced the reaction time to 5 minutes and they obtained an oxalate yield of 90%.⁶² Paulus *et al.* were the first to invent a continuous process for oxalate production from formate. This involved pre-heating of formate followed by rapid heating through spraying the molten reactant on a pre-heated rotating drum. They claimed that this resulted in a much more rapid reaction and an instantaneous conversion within 2–3 seconds without the use of any catalyst and the absence of side-product formation.⁶³ Wallace adopted the pre-heating strategy for the batch process shortly after this using a different reactor design but he didn't report reaction times.⁶⁴ In the invention of Bret *et al.* in 1927, for the first time, the use of alkali earth metal formates was reported. They converted alkali earth metals to sodium formate using sodium hydroxide. The remaining sodium hydroxide was discovered to work as an efficient FO CR catalyst for the first time.⁶⁵ Enderli and Hene for the first time directly used potassium formate as a reactant in 1935 and recognized that they were required to use active removal of gases during the reaction and hydroxide as a catalyst to obtain similar yields as in the sodium formate reaction.^{66–68} To actively remove gaseous reaction products, they exchanged the gas in the reactor by purging it with nitrogen. They optimized the reaction by varying the required flow rates of gas-removal, reaction temperatures and catalyst loadings. To our knowledge, their process was in commercial use for several decades at one of the main oxalate producers in Europe at the time.

Freidlin *et al.* have studied the formate coupling reaction intensely between 1937 and 1940 and published their findings in 14 scientific papers.^{43,45,46,69–79} They looked at various aspects from the reaction conditions to the role of reactor materials and different (gas) atmospheres both from a scientific perspective but always with process development and appli-

cation in mind. Most notably they investigated the suitability of a broad range of basic catalysts including the use of alkali metals, their amalgams, and superbases. Ovenall *et al.* studied the reaction of sodium formate incorporated in a crystal matrix and activated with high-energy γ -radiation.⁸⁰ Unlike previous studies, they claimed that formate radicals rather than ionic intermediates were formed by homolytic splitting of the C–H bond. Subsequently, oxygen radicals were obtained from the subsequent reaction of the formate radical into CO and oxygen radical. They used electron spin resonance (ESR) to analyse the structure and the electronic state of these intermediates. The only carbonate was formed as a product from the reaction of the oxygen radical with the formate radical.⁸⁰ Canning *et al.* turned their interest towards the thermal decomposition of alkaline earth formates but did not observe any oxalate formation. They were the first to establish that the nature of the cation influences the decomposition of the formates and argued that in the primary stage of the decomposition the transfer of electrons from the acid radical to the alkaline earth metal ion is required.⁵³

Hartmann *et al.* studied the decomposition of a wide range of metal formates into salt matrices by pyrolysis in 1965 and 1966 and analysed the products using IR spectroscopy.^{47,48} No oxalate formation was suggested in their studies and it was claimed that two formate molecules recombine into a transition complex which then decomposes to carbonate and a formaldehyde moiety. Meisel *et al.* studied the thermal decomposition of several alkali metal formates by a complex dynamic thermo-analytical method.⁵⁴ During this study, it was found that the FO CR with different alkali metal formates results in different oxalate yields and the atmosphere influences the ratio of the formate decomposition products. They achieved the highest yields with potassium formate followed by reactions with sodium and rubidium formate. With lithium and caesium formate, no oxalate was formed.⁵⁴ In 1976, Shishido *et al.* found that the decomposition temperature ranges for Li, Na, K, Rb, and Cs formates differ and that transition metal formates decompose at even lower temperatures but don't lead to



oxalate formation.^{52,55} Based on the findings of Ovenall *et al.*, Shishido *et al.* proposed the formation of oxalate from two CO₂ radicals and hydrogen stems from the recombination of two hydrogen radicals.⁸⁰ They also established that the formation of oxalate depends on the stability of the formed oxalate which follows the sequence of K > Na > Rb > Cs. In 1979, Baraldi *et al.* investigated the thermal behaviour of metal formates with IR spectroscopy.⁸¹ In this paper, they found that the decomposition pathways of formates could be divided into two groups concerning the metals that were used. The first group, Na, K, Ca, and barium formate, mainly decomposed into carbonate at 500 °C. Yet they reported the formation of a stable intermediate from dehydrated formate, indicating that oxalate was formed in the process. All metal formates from other main groups decomposed to metal oxides or metals and gaseous carbon compounds.

Górski *et al.* investigated the formate coupling reaction in 1987 from four different angles including the role of the atmosphere, solid reactants, intermediates, decomposition of oxalate, and the formation of organic gaseous products.^{37,38,40,82} They were the first to suggest a full mechanism with carbonite, the di-anion of CO₂, as a reactive intermediate in the FO CR as shown in Fig. 6.³⁷ The underlying mechanism suggests that the pathways depend on the nature of the metal cation-hydride bond during the formate activation. A covalent bond leads to the formation of free hydrogen and carbonite whilst an ionic bond leads to formaldehyde and metal-oxides.⁴⁰ In the first step, independent of the metal cation, formate decomposes to hydride (H⁻) and CO₂. The subsequent reaction pathway in the second step depends on the metal cations. If they form mainly strongly polarized ionic bonds such as Li, Na, or K, then the hydride abstracts a proton from formate leading to the formation of hydrogen and the active carbonite intermediate which subsequently reacts with another formate to form oxalate. If metal cations form weakly polarized bonds with a largely covalent character, then the hydride and formate form a tetrahedral [HCHO]⁻ intermediate which decomposes to formaldehyde and an oxygen dianion (O²⁻) to form a metal oxide. The formation of organic gaseous products was related to a heterogeneous reaction of the intermediate formaldehyde with metal oxides in the reaction medium. As metal oxides only form with certain formates, the formation of organic gases can be avoided by the choice of metal.⁸² For the FO CR they showed that the oxalate yield from the alkali metal formate is the highest when the same alkali metal hydroxide was used. Atmospheres also influence the reaction and whilst nitrogen, carbon monoxide, and hydrogen are inert towards the FO CR, carbon dioxide, water vapour and oxygen retard the reaction.^{38,83} Masuda studied the thermal phase transformations of lithium, sodium, and potassium formate. For these three formates, small endothermic peaks without any weight changes were observed at 230, 237, and 135 °C, respectively.⁸⁴ Li *et al.* patented various designs of continuous processes for the production of sodium oxalate.⁸⁵⁻⁸⁹

In their earliest process, they aimed to improve the oxalate yield by improving the formate dehydrogenation by quickly

heating the sodium formate from 300 °C to 420 °C with hot nitrogen at high flow velocities.⁸⁵ In their second design, they replaced nitrogen with superheated steam for rapid heating.⁸⁷ A fluidized bed reactor was patented by Cao *et al.* in 2009 for which they claimed to improve the oxalate yield by avoiding the decomposition of oxalate to carbonate.⁹⁰ Microwave-assisted dehydrogenation of formate was patented by Ep *et al.* in 2015. They only achieved 75% oxalate yield but increased the energy efficiency for the heating.⁹¹ In 2016, Lakkaraju *et al.* performed a mechanistic study of the coupling reaction and confirmed carbonite as the active intermediate with DFT calculations and Raman spectroscopy in a reaction mixture of sodium formate with sodium hydride catalyst.⁴¹ The formation of carbonite was claimed as the rate-determining step for the reaction. They could reduce the reaction time with hydride, which is a stronger base relative to NaOH but could not reduce the reaction temperature. This work was patented in 2017.⁹² Most recently, we confirmed the presence of carbonite in the FO CR catalysed when using hydrides as superbases.⁴² We were also able to reduce the reaction times from minutes to seconds and temperature by 200 °C (now 170–200 °C) for the first time.

2.1 Products obtained during attempted formate coupling

The coupling of formate to oxalate ideally only produces oxalate and hydrogen as products. However, several side reactions occur due to non-optimal conditions. The side-products can be divided into solid and gaseous and a complete overview of them is shown in Fig. 2.

Solid oxalate is the desired product; however, carbonate was often observed as a side product. With hydroxide bases, carbonate was obtained at relatively low temperatures at which the formation of oxalate does not yet occur. However, in our experiments, we never observed carbonate formation at low temperatures apparently due to the dry conditions we maintained. Additionally, carbonate can be formed by oxalate decomposition at high temperatures which is helped by the presence of hydroxide. Another decomposition product is elemental carbon which is produced from oxalate, formate, or carbonate at high temperatures. Górski *et al.* reported a pronounced carbon formation when lithium formate was used in the FO CR but only traces of carbon were formed with sodium- and potassium formate. They explained this with the preferred formation of carbonate and CO instead of oxalate for lithium formates.⁹³ The CO formed is then disproportionate to elemental carbon and CO₂. If borohydride is used as a catalyst in the FO CR with sodium and potassium formate, the formation of *meta*-borate can be observed. The formation of metals and metal oxides has been reported when strong bases were used in the reaction. Górski *et al.* suggested the disproportionation of two carbonite intermediates to oxalate and metals as a potential pathway. However, we believe that, due to the strong repulsion of the two molecules and low overall concentration, this is unlikely to occur. We never observed metal or metal oxides in our reactions with hydrides as catalysts.

In the formate coupling reaction not only oxalate is produced but also one equivalent of the valuable gas hydrogen.



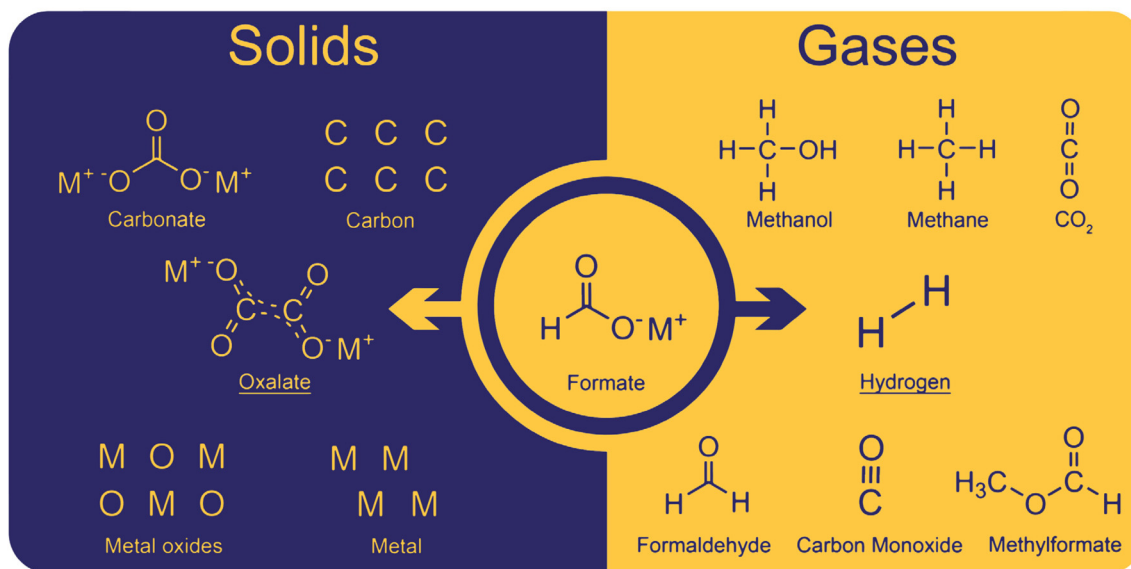


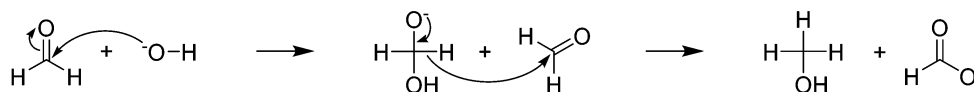
Fig. 2 Solids and gases obtained as products in the formate coupling reaction. The desired products are oxalate and hydrogen. Solid side products include carbonate and as well as carbon, metal oxides, and metals. Gaseous side products were found to be methanol, methane, CO₂, formaldehyde, carbon monoxide, and methyl formate.⁸²

Additionally, a wide range of other gases has been reported including formaldehyde, methanol, methyl formate, methane, carbon monoxide, and CO₂. Whilst these gases are products formed from formates, also water contained in the highly hygroscopic reaction mixture leaves the reactor at increased temperatures. The formation of CO and CO₂ as intermediates in the reaction pathway from formate to oxalate was suggested by Górski *et al.* The loss of these gases from the reaction was proposed as the reason for the low oxalate yields. The formation of the gaseous organic compounds such as methanol, methane, formaldehyde, and methyl formate depends on the formation of formaldehyde as an intermediate. Potential pathways for these reactions were discussed in detail by Górski *et al.*⁴⁰ They found that the formation of formaldehyde as an intermediate was mainly dependent on the metal counter ion. From formaldehyde, methanol and methyl formate can be formed in Cannizzaro or Tishchenko reactions as shown in Scheme 2.^{94,95}

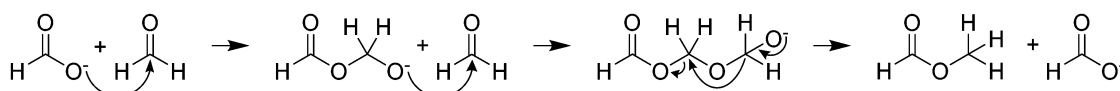
To gain more insight into gas evolution, we studied the time-resolved formation of gases during the reaction with different

catalysts including hydroxides, superbases, or titanium hydrides in non-isothermal reactions with heating rates of 10 °C per minute (Fig. 3). We employed both GC and mass spectrometry, which were directly connected to the outlets of our reactor. Independent of the catalysts used in the reaction system, hydrogen was observed as the main gaseous product in the temperature regime where oxalate was produced. CO₂ and CO were formed in the potassium hydroxide catalysed reactions when the reaction mixture was not dried sufficiently. We observed the formation of CO in trace amounts at the beginning of the reaction during the evolution of residual water when hydroxides were used as catalysts. Once the hydrogen formation increased at higher temperatures, CO was not detected anymore. In the absence of a catalyst, CO₂ and CO were formed at temperatures below 380 °C during carbonate formation. If the reaction temperature is set too high, the formation of CO₂ was also observed during oxalate decomposition. In the presence of super bases such as hydrides or amides also CO was produced during oxalate decomposition at high temperatures.

A) Cannizzaro reaction



B) Tishchenko reaction



Scheme 2 Formation of (A) methanol via Cannizzaro reaction,⁹⁴ and (B) methylformate via Tishchenko reaction.⁹⁵



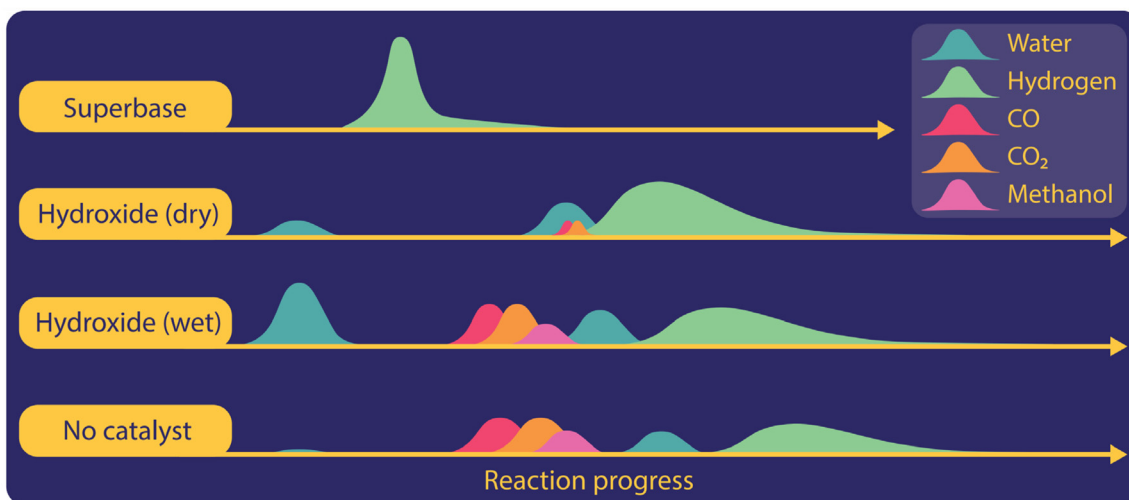


Fig. 3 Gases produced during heating of formate with various catalysts.

We also observed various organic gaseous compounds in uncatalyzed reactions or with hydroxide or titanium hydride as a catalyst. Methanol formation was only observed shortly after the appearance of carbon monoxide and carbon dioxide from pure formate or insufficiently dried hydroxide catalysed formate reactions. Methane was detected in the presence of titanium hydride as a catalyst and coincided here with the release of hydrogen stored in the titanium hydride. We did not, however, observe any formaldehyde or methyl-formate.

The evolution of water could be observed in hydroxide catalysed reactions, even if the reaction mixture was dried in a vacuum oven. The magnitude of water release increases with higher loadings of hydroxide catalyst and occurred in two stages at different temperature ranges, which became even more visible at lower heating rates. We believe that this indicates that the released water is of different origins. The first one is crystal water strongly attached to hygroscopic hydroxide. The second source is water produced to initiate the FO CR itself. For potassium hydroxide catalysed potassium formate reactions, water was released first, followed by the subsequent production of CO, CO₂, and methane. Finally, hydrogen was produced and none of the other gases appeared any longer in the effluent gas.

2.2 Parameters used in past

The production of oxalate and hydrogen, as well as the side products, is influenced by various process variables as shown in Fig. 4. We can divide the variables into six categories including the formate metal cation, heating of the reaction, the atmosphere, use and nature of catalysts, potential poisons, and the reaction time. For each category several continuous and categorical factors are tuneable, yet not all of them lead to the desired selective formation of oxalate nor have they necessarily turned out to be of influence at all. Catalysts have a special role in this list as they can drastically change the required reaction time and temperature of the FO CR.

2.2.1 Metal ion. Importantly, the choice of the formate metal ion plays a major role (Fig. 4; pillar 1). Formate salts can be formed with different metals as counter ions, from the main groups of alkaline metals, alkaline earth metals and transition metals. Transition metal and alkaline earth metal formates have historically been of interest as mediators in nuclear reactors which explains the various investigations into their decomposition behaviour.^{40,48–50,52,96–98} However, the interest of this research was never the production of oxalate. However, transition metal formates only lead to the formation of carbonate, metal oxides, metals, or carbon as solid products. The formation of oxalate from transition metal formates has never been observed. Most often, a mixture of CO and CO₂ was produced.⁵² Formates from earth alkaline metals of which the decomposition behaviour has been studied include beryllium, magnesium, calcium, strontium, and barium formates.^{47,52,53} During their decomposition mainly CO is formed, from which in some cases other carbonous solids yet no oxalate was derived.

Only alkaline metal formates produce oxalate in the decomposition process. Whilst potassium and sodium metal formates reliably allow oxalate production, this is not the case for rubidium, caesium, and lithium formates. The oxalate yield that can be obtained from formate decomposition follows the sequence of K > Na > Rb > Cs > Li.^{53–55} Shishido *et al.* reasoned that the stability of the produced oxalate is responsible for this observation.⁵⁵ The production of oxalates from lithium formate appears the most challenging as not all authors report oxalate formation but rather decomposition to elemental carbon and carbon monoxide.³⁸ Because of this absence or very limited oxalate production from Li, Cs, Rb, and transition metal formates we focus on the decomposition behaviour of potassium and sodium formate in our work. We were the first to look into mixtures of Na/K formates as these have the potential to fine-tune the reaction conditions allowing us a broader array of potential reactor designs. For the remain-



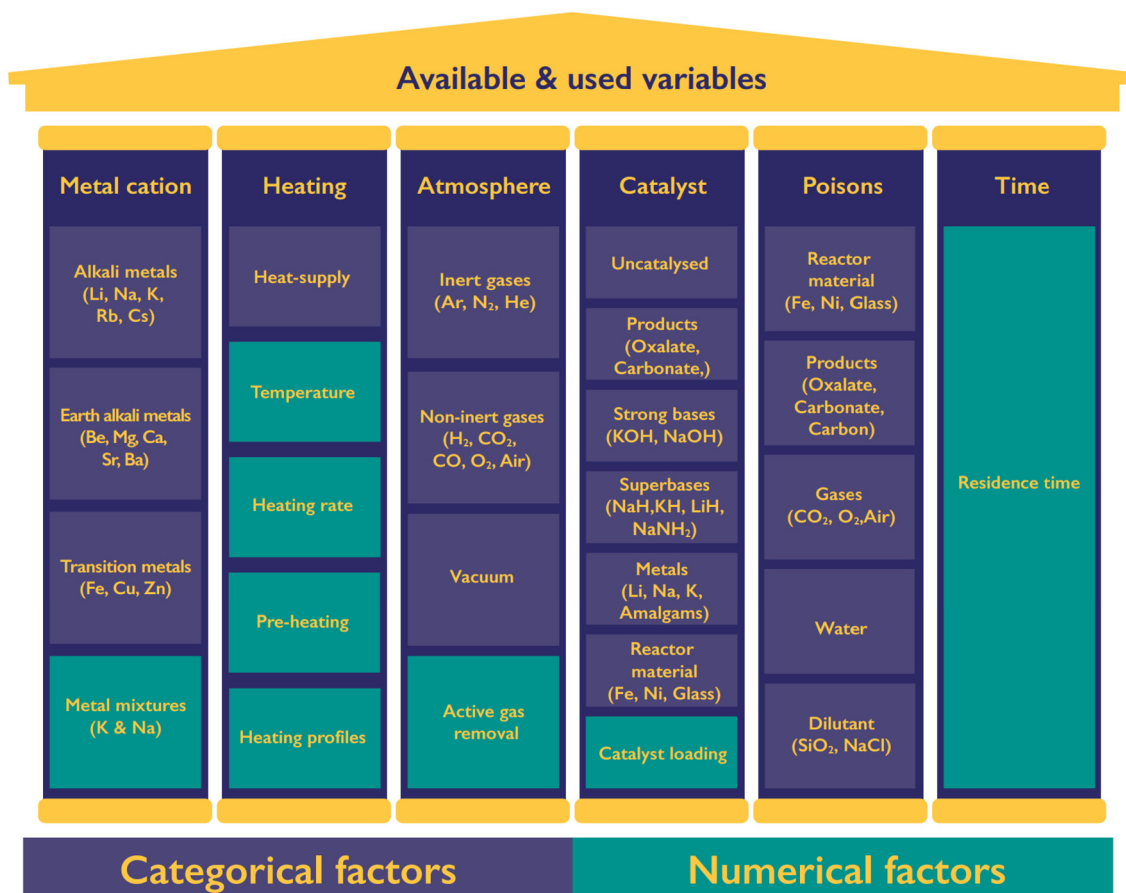


Fig. 4 The reaction parameter choices made in the past can be categorized into 6 principal pillars of formate metal ion, heating method, atmosphere, catalyst choice, presence of poisons, and reaction time. For each of these pillars, several subcategories are available which contain either categorical or numerical variables.

ing parameters, we restricted our literature research to parameters used in sodium and potassium formate reaction systems.⁹⁹ If the FOCR is part of a CO₂ to chemicals process starting with the electrochemical reduction of CO₂ to formate, then potassium is the most desirable metal anion as it promises the highest CO₂ conversion efficiencies and yields.^{33,100}

2.2.2 Catalysts. The slow reaction rates and high temperatures of the FOCR make it attractive to use catalysts (Fig. 4, pillar 4). In the early days of its commercial use, bases were found to improve yields and decrease reaction temperatures.^{43,44,59,77,101} We can categorize the bases into three groups: weak bases such as the produced carbonate or oxalate, strong bases such as hydroxides and sodium borohydrides, and superbases such as hydrides or amides which are unstable in the presence of water.

The weak base alkali carbonate was the first suggested catalyst for FOCR by Goldschmidt in 1900.⁵⁹ Later Górski *et al.* found that adding equimolar amounts of a base harms the reaction.³⁷ We investigated various carbonates as catalysts encouraged by the activity of caesium carbonate, a stronger base that was active in similar reactions.¹⁰² Unfortunately, none of the tested carbonates had any visible effect on the

reaction in our tests.⁴² Also, oxalate, the main product of the reaction, was used as a catalyst in the process developed by Wiens, yet we could not observe any catalytic activity when adding oxalates to the reaction mixture.⁶⁰ This suggests that a stronger base is required to drive the reaction.

Alkali hydroxides have been most popular and still are the only ones used in commercial processes. With hydroxide, the reaction start-temperature, and optimal reaction temperature at which the reaction proceeds at its highest rate could be lowered on average by 40 °C. More importantly, the reaction completes in a matter of minutes rather than hours. Unfortunately, hydroxides do not only function as a catalyst but also as stoichiometric reactants with both formates and oxalates leading to the formation of carbonate and CO₂. Hence an optimal amount of catalyst loading exists which strikes the balance between accelerating the FOCR without causing too much carbonate formation. The optimal amount of hydroxide was reported within a range of 1–10 wt%. Hydroxide has the advantage of being relatively cheap and it's recoverable from the products after the reaction.

Sodium borohydride is an even stronger base that is stable in the presence of water. It was used in the formate coupling



reaction and reduced the reaction temperature by up to 100 °C. Although high oxalate yields can be achieved, 5 wt% catalyst loading is still required. Also, metaborate is formed leading to difficulties to recover the catalyst and the higher initial cost prevented commercial application.⁴⁰

Given that the reaction appears to improve with increasingly basic catalysts superbases are interesting. Already Freidlin *et al.* had made use of them and tested hydrides, amides as well as alkali metals as catalysts.^{103–105} They showed that amides could lower the reaction temperature by 150 °C and alkali metals were performing even better. Alkali metals, however, are difficult to handle and their recovery poses a major challenge. Freidlin solved this by using amalgams of alkali metals which were high-density non-miscible liquids at the applied reaction conditions.¹⁰⁵ Due to their toxicity, this is not a sustainable option in large-scale operations today. Hydrides have been the most investigated superbases and were used by Freidlin, Górski, and Lakkaraju. While they all reported strong improvements in reaction rates, only a small decrease in reaction temperatures was observed compared with hydroxides.^{41,43} We, however, showed most recently that these superbases can facilitate the reaction at much lower temperatures and that reactions are limited by the availability of formate once the reaction mixture melts.⁴² The reaction rates are greatly increased and no side products are produced under optimized conditions. This however requires an absolute absence of moisture. The recovery of the more expensive superbases catalysts is still very challenging, but only 0.5–1% of the catalyst is required which outweighs the cost of their loss as our calculations show.⁴² Whilst reactor materials including glass, iron, and nickel were also reported as potential catalysts, we recently showed that they influence the reaction as poisons and not as catalysts.⁸³

2.2.3 Heating. The formation of oxalate from formate requires elevated temperatures and therefore the reaction mixtures must be heated. Several parameters within heating influence the achievable oxalate yield and these include first and foremost the reaction temperature but also the heating rate, heating profiles, and pre-heating of the reaction mixtures (Fig. 4; pillar 2). The only commercial set up to our knowledge was operated in batch mode where the several hundreds of kilos of formate were heated conventionally by a gas flame in big metal reactors. The large bulk of reactant in the container

requires a relatively long time to reach reaction temperature and therefore total reaction times of up to six hours were common.^{62,64,66–68,101,106–109} Subsequently, the solids formed have to be removed from the reactor before the next batch can be processed. Alternatively, the heat can be provided by conductive heat transfer on hot surfaces or heated gases as well as inductive heating using microwave technology. Various reactor designs that allow for continuous operation have been patented.^{86,106,110–114} They all rely on rapid heating of the reaction mixture by either thinly spreading the molten salt on rotating drums, spraying it into heated gas chambers, or using rapid microwave heating. These designs promise a higher grade of automation, throughput, and higher yields as decomposition of oxalates are partially prevented by shorter residence times.

The ideal reaction temperature differs depending on the formate metal ion, catalyst used, the atmosphere, water content in the reaction mixture, reaction time, and reactor design. Hence, the reported ideal reaction temperature differs across the literature.

In Fig. 5 we illustrate the different processes happening when potassium formate is used as a reactant. We found that formate does not react in its solid form. In the presence of a superbase catalyst, oxalate is formed rapidly once the formate melts (at 170 °C and 248 °C for K- and Na-formate, respectively).⁴² In the absence of superbases, catalyst-free decomposition of formate to carbonate dominates from melting up to about 360 °C. We, however, found that this decomposition does not occur in the absence of moisture.⁸³ With hydroxide as a catalyst, oxalate formation can already be achieved at 320 °C and the ideal reaction temperature window is lowered to 410–430 °C.⁴² Without a catalyst, oxalate formation starts at 360 °C and the reaction rate towards oxalate increases up to 440 °C. Above 440 °C the decomposition of oxalate towards carbonates, volatiles and elemental carbon occurs primarily. The initial decomposition temperature of oxalate depends mainly on the atmosphere, metal ions and can be lowered when catalysts are used. Especially the use of CO₂ in the atmosphere can lower the oxalate decomposition temperature.³⁸ Hence the ideal temperature window for oxalate production historically was between 360 and 440 °C. We found that without catalyst, the required reaction temperature was higher and optimally between 420–440 °C.⁴²



Fig. 5 Reactions occurring during formate to oxalate coupling at different temperatures.



Rapid heating of the formate was proposed in order to avoid the side reaction to carbonate in the low-temperature region.⁹⁰ In our experiments, however, we found no noticeable impact of slow heating rates on the oxalate yields in our system. Conversely, fast heating causes strong foaming of the reactant caused by very rapid gas formation. This harms heat transfer and increases the reaction temperatures or the reaction times to achieve oxalate yields like reactions with slower heating rates. We furthermore observed uncomplete reactions with strong foaming. To overcome these problems, Hene proposed two-stage heating and showed that a longer first reaction stage at a lower temperature followed by a short second reaction stage could improve oxalate yields significantly.⁶⁷ While this was carried out in one reaction vessel, other two-stage heating processes rely on pre-heating the reaction mixture in a separate vessel to decrease the required heating towards the desired reaction temperature. Mewburn showed earlier that pre-heating formate to 270 °C in a separate heater before rising it quickly to the desired reaction temperature can reduce the reaction times significantly and improve the yield.⁶² This concept was adapted in many continuous process designs as they require the reaction mixture in a liquid state.

2.2.4 Atmosphere. Various gases have been used in catalysed and uncatalysed FOCR as atmospheres throughout history and the influence of the added gases depends on the catalytic system in use (Fig. 4; pillar 3). The reaction atmosphere is determined by the gas added to the reaction and whether gases are produced during the reaction itself. The latter can furthermore be removed actively by purging. They include air, inert gases such as argon, helium, and nitrogen, and gases potentially produced during the reaction such as hydrogen, carbon monoxide, and carbon dioxide. Air, which allows for the easiest operation, has been used as an atmosphere in uncatalysed reactions only.^{38,47,48,54,55,81,115} Shishido *et al.*, Meisel *et al.* and Sabbah *et al.* showed a strong decrease in oxalate yield for uncatalysed reactions with all alkali metal formates.^{54,55,115} Górski *et al.* attributed the detrimental effect on the oxygen contained in the air and referred to the work of Dollimore *et al.* who showed that oxygen favours the decomposition of oxalate to carbonates.^{39,116} Our tests have shown no or only minor inhibition of the reaction when dry air is used in conjunction with hydroxide as catalyst.⁸³ Especially at the operation temperature of the hydroxide, catalysed FOCR (380 °C), the oxalate decomposition towards carbonate is not occurring yet and therefore not accelerated by the presence of oxygen. However, the production of hydrogen and the potential formation of explosive mixtures in the presence of air makes its use unsuitable for an industrial process.

The second most common atmosphere used in FOCR is nitrogen which showed a higher conversion towards oxalate compared to air.^{38,41,42,54,55,67,68,81,85,92} Nitrogen has been used with all available catalysts and the reaction performs similarly in the inert atmospheres of argon or helium which indicates that nitrogen is inert, too.⁹³

If the FOCR involves equilibrium reactions, the produced gases should affect the achievable yields or reaction times. In

the FOCR mainly hydrogen is formed, and water is released from the hygroscopic reaction mixture. Additionally, CO and CO₂ can be produced in undesired side reactions. A potential influence of these gases on the course of the reaction was investigated by Górski *et al.* who performed the uncatalysed FOCR in CO and CO₂ atmospheres.³⁷ They did not observe any detrimental effect of CO and, therefore, concluded it to be an inert gas. In our investigations with hydroxide catalysed reactions, however, we found that carbon monoxide reduces the conversion but has no effect on selectivity towards oxalate.⁸³ The story for CO₂ is, however, different and Górski *et al.* found that carbon dioxide did not affect required reaction temperatures but observed that high CO₂ concentrations reduced the conversion significantly. They argued that the concentration of CO₂ during the uncatalysed reaction needs to be well balanced. In their proposed mechanism, CO₂ is a reaction intermediate that is first formed in the decomposition of formate to form active hydride species and later reacts with the active carbonite intermediate as shown in Fig. 6. They assumed that too much CO₂ prevents the activation which is an equilibrium reaction. CO₂ also prevented the decomposition reaction of the formed oxalate to carbonate and CO₂ as this reaction is an equilibrium reaction and the presence of CO₂ shifts the equilibrium to the oxalate side.³⁷ In a hydroxide catalysed FOCR, we, however, found that CO₂ inhibits the reaction and blocks the formation of oxalate in favour of carbonate formation.⁸³ We could recently show that CO₂ reacts with both hydride and carbonite, the two highly reactive species in the reaction system.¹¹⁷ Hydride and CO₂ react towards formate. Carbonite and CO₂ react towards oxalate. In both reactions, no new reactive species are formed. Therefore, the presence of CO₂ removes the active species and inhibits the reaction.

Hydrogen is the main gaseous product of the FOCR and a valuable feedstock with ever-increasing interest. As it is most favourable to capture it undiluted in commercial applications, hydrogen is the most interesting atmosphere. Fortunately, Górski *et al.* have shown that nitrogen behaves as an inert gas in the sodium formate coupling reaction.⁴⁰ During the development of a commercial hydroxide catalysed potassium formate coupling process, however, Enderli *et al.* observed that hydrogen has an inhibiting effect above a certain partial pressure.⁶⁸ Our results, however, do not show inhibition by hydrogen on the hydroxide catalysed FOCR. Conversely, hydrogen appears to be the most suitable atmosphere.⁸³ We suggest that not the removal of hydrogen as suggested by Enderli *et al.*, but rather the removal of water which is released from the reaction mixture improves the oxalate yields. In particular, we could observe the negative effect of water when steam was used as an atmosphere. The active removal of water is therefore critical in potassium-based systems but also beneficial in sodium-based systems. The removal can be achieved by either flowing an inert gas, ideally hydrogen, over or through the reaction mixture or by applying a vacuum.^{67,115}

2.2.5 Poisons. Poisons for the FOCR can be summarized into five groups including reactor materials, reaction products, gases, dilutants, and water (Fig. 4; pillar 5). The latter is the



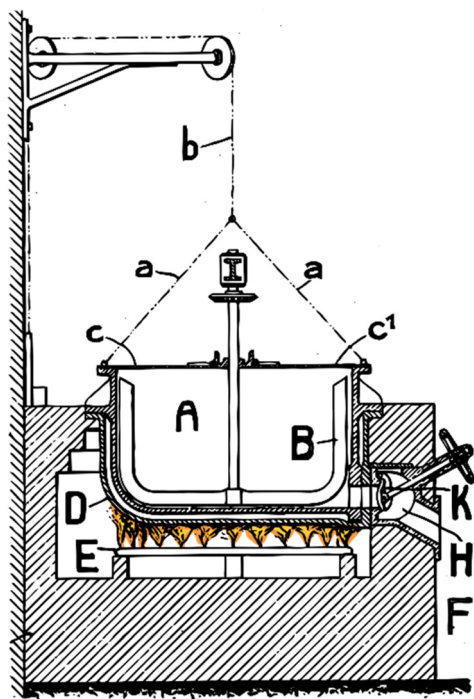


Fig. 6 Reactor apparatus used for formate coupling reaction 100 years ago. A device with two pivoted lids *c*, *c'* which are connected by chains *a*, *a*, *b* with a weight *C* tending to hold the lids in their position when opened. Pan is surrounded by a receptacle *D* confining an air bath between itself and pan *A* and disposed above a series of gas burners *E*. The said receptacle *D* and the gas burners *E* is contained in the interior of a masonry mass *F* provided with the necessary flue for the combustion gases. Pan *A* is provided with a tube *E* for the evacuation of the steam and gases resulting from the reaction in pan *A*. The socket *H* on the bottom of pan *A* and normally closed by a valve *K* allows removing from pan *A* the oxalate produced at the end of the operation. The formate is fed via the lid *c* and stirred via the stirring device *B*. Ideally 150–200 kg of formate are heated per m² of heating area. The ideal temperature for the burner is between 500 to 570 °C, the temperature in the molten formate is above 400 °C.⁶¹

most well-known poison to the reaction as it suppresses the formation of the reactive intermediates and in the case of superbases causes their degradation. Baraldi *et al.* established that the reaction of formate always only starts above the dehydration temperature of formate.⁸¹ We have found that the use of wet reactants suppresses the reaction and the reaction can be improved by pre-drying the reactants in vacuum ovens and preparing reaction mixtures in water-free environments such as glove-boxes.⁴² The active removal of water vapour formed in the reactor when using hydroxides benefits yields and reaction rates.⁹⁹ In particular with superbase catalysts, a water-free environment is most important to avoid degradation of the catalyst.⁴²

Reactors for the FOCR have traditionally been made from metals, most commonly steel. This, however, may lead to the formation of iron oxalates which are difficult to remove and cause a reduction in oxalate yields.⁷¹ Especially in a process where the FOCR is paired with electrochemical cells, the intro-

duction of iron ions is undesirable. In these processes, the electrolytes used for downstream acidification of oxalate to oxalic acid and the upstream CO₂-to-formate reaction are mixed. Iron is a known poison to the upstream electrochemical CO₂-to-formate reaction.³⁶ The use of nickel or glass as reactor materials has shown to be inert towards the reaction and therefore provide alternatives to iron.⁷¹ Oxalate and carbonate are both produced in the FOCR and have been suggested as potential catalysts in the reaction.^{60,118} Other reports however suggest that especially carbonate, if present in larger quantities, reduces the achievable oxalate yield by up to 23%.⁴⁰ We found that only carbonate if added in equimolar amounts harms the oxalate formation. Gases such as CO₂, oxygen, and steam can also negatively affect the FOCR, as discussed above. Dilutants are technically not necessarily poisoning the formate coupling reaction itself. However, as the reaction is relying on mass and heat transfer in the molten salt, the introduction of dilutants such as silica or carbon powders can reduce the obtainable oxalate yield. We have seen this especially with low-density materials such as silica aerogels.⁸³

2.2.6 Reaction time. The reaction time is the last pillar to a successful FOCR and depends on the reaction rate, the heat conductivity, and the mass transfer within the reaction mixture melt (Fig. 4; pillar 6). Consequently, the combination of all the previously discussed pillars determines the required reaction time.

Whilst most patents suggest reaction times from 15 minutes to 1.5 hours, it can require up to 8 hours to reach completion.^{59–62,64,66–68,106–109,119–123} The slowest reaction times were reported for large-scale drum reactors which were operated in batch mode with hydroxide as catalysts (Fig. 6). The latter limits the reaction rate and convectional heating in a high volume-to-surface ratio reduces the heating rate, increasing the overall residence time of the reactants in the reactor. With increasing reaction times, oxalate can decompose to carbonate or elemental carbon. Hence, Paulus proposed a different reactor design that should allow for more rapid heating and claims an instant conversion in his patent, yet he does not back this claim with any evidence.¹⁰⁷ On the other end of the scale of the required reaction, times are superbase catalysed systems in which the reaction reaches completion as quickly as 30 seconds. The reaction rate with superbases is increased by several orders of magnitude and the lower reaction temperature reduces the time required to heat the reaction mixture.

3 Mechanistic pathways

The history of the FOCR literature is rich in proposed mechanisms.^{37–42,47–50,52,53,55,56,81,118,124–130}

Interestingly, these pathways differ not only depending on the study but also depending on the catalyst used in the FOCR. In many cases such as in the use of the commercial hydroxide “catalyst,” the so-called catalyst is a catalyst precursor. The active catalyst during the reaction is produced *in situ*. The first suggestion



known to us is by Goldschmidt, involving decomposition of carbonate and formate upon heating to carbon monoxide and hydrogen which then react with the carbonate to oxalate.⁵⁹ Takagi and Freidlin *et al.* were the first to systematically study the FO CR to unveil its mechanism.^{46,126} Hartmann *et al.* studied the decomposition of metal formate into salt matrices by pyrolysis in 1965–1966.^{47,48} In the 1960s radical formations were proposed and studied by Brivati, Ovenall, Atkins, Whiffen, and Bellis.^{124,129–131} Based on the work of Ovenall *et al.*, Shishido and Masuda proposed the formation of oxalate from two CO₂-radicals and the recombination of two hydrogen radicals to hydrogen.^{52,80} Yet, Górski *et al.* suggested a multi-step reaction cycle involving carbonite as a reactive intermediate. Górski *et al.* themselves were not able to directly prove the presence of carbonite but Lakkaraju later showed spectroscopic evidence.⁴¹ We added further proof recently with D₂O quenching studies.⁴² Most recently, we showed the role of CO₂ as a reaction partner or poison of the reaction, depending on the presence and quantity of base catalysts.¹¹⁷ In another publication, we address the role of the metal counterion and gas-removal in hydroxide catalysed reactions.⁹⁹

Overall, the FO CR proceeds through various stages illustrated in Fig. 7. All reactions start with the activation of formate by proton abstraction, followed by oxalate formation *via* carbon–carbon coupling (carbanion attack on electrophilic carbonyl of another formate) and – although undesired –

decomposition of oxalate. In parallel, the decomposition of formate to other organic compounds presents further undesired side reactions.

3.1 Carbon–carbon coupling

Although only the second step in the reaction, we find it helpful to first discuss potential pathways to couple two carbons starting from formate. All proposed mechanisms, presented in Fig. 8, are depending on the presence of a curious reactive species called carbonite. Carbonites are very short-lived due to their high reactivity. A comprehensive review of carbonites was recently published by Paparo *et al.*¹²⁸ Freidlin *et al.* were the first to suggest the presence of carbonite in the FO CR but it was Górski *et al.* who based all of their pathways on the presence of carbonite.³⁸ They suggested the reaction of carbonite with CO₂ as the main pathway as shown in Fig. 8B. The electrons are located on the carbonite's carbon which hence acts as a carbanion nucleophile to attack CO₂ molecule. Alternatively, Górski *et al.* proposed that two carbonite molecules could disproportionate and fuse to form oxalate and alkali metal following Fig. 8C. Due to the low apparent concentration of carbonite, this reaction appears rather unlikely. If borohydride is used as a catalyst, the carbonite is stabilized as borocarbonite. In the reaction with formate, the formate proton is exchanged for the carboxyl group (Fig. 8D). Górski *et al.* do not provide any detailed reaction mechanisms or com-

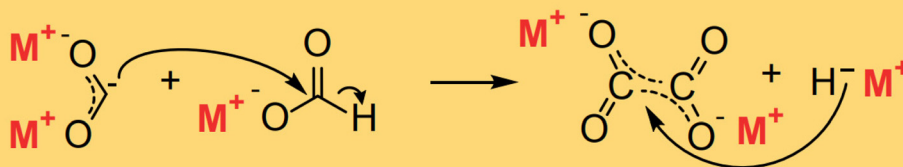


Fig. 7 The FO CR can be divided into three stages including formate activation, carbon–carbon coupling, and at last decomposition reactions. Various mechanisms were proposed for each of the stages which differ for catalysts or reaction principles.

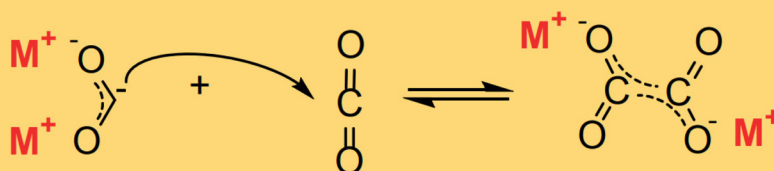


Carbon - Carbon coupling

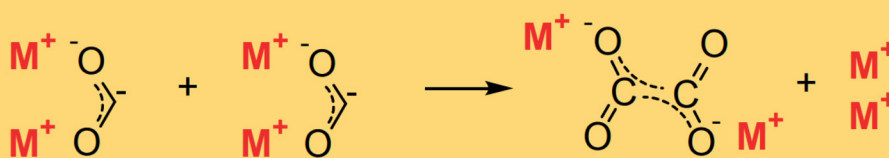
A) Carbonite attacks formate (Lakkaraju, 2016)



B) Carbonite attacks CO₂ (Gorski, 1987)



C) Carbonites fuse (Gorski, 1987)



D) Borohydride coupling (Gorski, 1987)

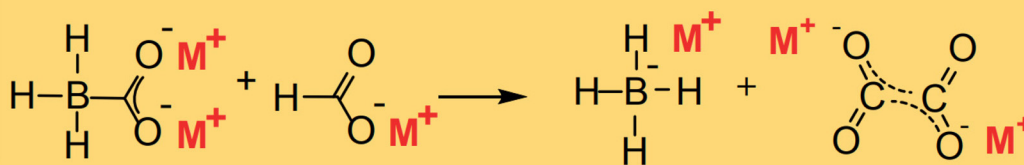


Fig. 8 Four pathways were suggested for the carbon–carbon coupling reaction in the FOCR in literature.⁴¹ (A) The attack of the active carbonite intermediate on formate to form oxalate and hydride. (B) Carbonite attacking a CO₂ molecule to form oxalate by no hydride.³⁸ (C) The disproportionation of two carbonite intermediates to fuse towards oxalate and metal.³⁸ (D) Attack of borohydride stabilized carbonite on formate with the formation of metal borohydride. The coupling of borocarbonite is restricted to the use of borohydrides as a catalyst.³⁸

putational proof for their suggested mechanisms but only rely on observations during thermogravimetric experiments and product analysis. Although they argue that superbases such as hydrides or amides should favour oxalate formation a dedicated carbon–carbon coupling mechanism was not discussed.

Lakkaraju *et al.* for the first time suggested a detailed mechanism involving intermediate states and the DFT calcu-

lations for both potassium and sodium systems. They suggest a direct attack of the active carbonite on surrounding formate followed by the release of a new hydride which can function as a catalyst again (Fig. 8A). It is, however, not the C–C coupling step in their mechanism which was found to be rate determining but the generation of the reactive carbonite species in the first place. In conclusion, it is imperative to produce carbonite



from formate to produce carbonate. The differences in required reaction conditions, rates, and reaction orders suggest that several different mechanisms exist for different catalysts or catalyst precursors which are all converted to the active catalyst *in situ*. We showed that both coupling options of carbonite with either formate or CO₂ are possible and the strong poisoning behaviour of CO₂ suggests that the reaction of carbonite with CO₂ might be preferred over the reaction of carbonite with formate.¹¹⁷ DFT calculations of Lakkaraju *et al.* indicate a strong exothermicity for this reaction.⁴¹ The strong poisonous character of CO₂ we have seen in the FOCR when a base is added in catalytic amounts underlines this.⁸³

3.2 Uncatalyzed formate activation

The first step is the activation of formate by breakage of the carbon–hydrogen bond to form carbonite, for which several options exist as shown in Fig. 9.¹³² The reaction mechanisms might differ depending on the presence and type of a catalyst, which we discuss individually.

A first mechanism for the uncatalyzed reaction, shown in Fig. 9A, was proposed by Freidlin *et al.* and involves the concerted coupling of two formate molecules to form a glyoxylate intermediate. Subsequently, oxalate is formed *via* the release of hydrogen.⁷⁸ The driver for the reaction suggested by Freidlin is unclear and we deem such a multistep concerted reaction unlikely. Later Brivati, Ovenall, Atkins, Whiffen and Hartman studied the decomposition of formates in the presence of γ -radiation. They however aimed to study the decomposition behaviour of organic mediator substances in nuclear reactors rather than the production of oxalate.^{124,129–134} Ovenall *et al.* established that a CO₂ radical anion is formed by homolytic cleavage of the C–H bond in formate at elevated temperatures after irradiation.¹³⁵ They studied sodium formate incorporated in crystal matrix with high-energy γ -radiation and used electron spin resonance (ESR) to determine the electronic state of the CO₂ free-radical.

If two calcium formate molecules were used, they recombined into a transition complex and then decomposed to carbonate and formaldehyde. Shishido *et al.* translated the radical mechanism to the formation of oxalate from two CO₂ radicals and the recombination of two hydrogen radicals to hydrogen as shown in Fig. 9B.⁵² Yet, Górski *et al.* showed by ESR studies that these radicals were only observed if the samples were irradiated with γ -radiation before the measurement and not during thermal decomposition alone.^{37,124,129} As an alternative they introduced carbonite, a di-valent carbon, as the reactive intermediate.

Already Freidlin *et al.* had considered a second route involving the formation of carbonite when using metals as a catalyst but rejected this intermediate as they thought the formation of a two-valent enol-like species was highly unlikely.⁷⁸ Górski *et al.* used thermogravimetric analysis to study the FOCR and showed that synthesis gas was not the precursor to organic species formed during the formate decomposition.⁹³ In their two-step activation, shown in Fig. 9C, Górski *et al.* hence took the influence of the metal into account. In the first step,

formate decomposes to hydride and CO₂, which is the reverse reaction of formate formation from CO₂ and hydrides. They observed CO₂ amongst the products for all uncatalyzed reactions independent of the formate metal cation used. Therefore, they concluded this reaction to be independent of the formate metal cation and non-reversible as the hydride rapidly reacts with another formate anion. Hence, this step is also not influenced by the presence of CO₂. Whilst this first step was proposed to be independent, the second step depended on the metal cation. Already Meisel *et al.* studied the influence of the metal ion on the FOCR with thermogravimetric analysis and concluded that the increasingly covalent character of the metal–carboxyl bond with increasing radii of the metal ion hinders oxalate formation.⁵⁴ They suggested various decomposition paths, but without any detail on the actual mechanism. Górski *et al.* incorporated this in their proposition for the second step reaction step. Here the degree of covalence of the metal–hydride bond determines the further reaction path. Metal cations with low electron affinity such as sodium, potassium, or rubidium form strongly polarized bonds with the hydride anion resulting in an ionic character. The hydride acts as a strong Lewis base and abstracts a proton to form molecular hydrogen and reactive carbonite. This reaction was thought to be favourable due to the increased bond strength of the newly formed H–H bond compared to the original C–H bond. For metal cations that form weaker polarized bonds, the hydride–metal interaction is largely covalent. Consequently, the hydride acted as a nucleophile leading to the formation of the tetrahedral methanobisolate which decomposed subsequently to formaldehyde and metal oxides. Gaseous organic products observed in the decomposition of most metal formates stemmed from the formation of formaldehyde and its subsequent decomposition helped by the metal oxides. Methanol was proposed to form in a Cannizzaro reaction on metal oxides with strong basicity, whilst weakly basic metal oxides favour the Tishchenko reaction towards methyl formate.^{136,137} All of Górski *et al.*'s suggestions were based on thermogravimetric studies with analysis of the obtained gases but no spectroscopic or computational evidence was provided. Hence, they were not able to directly prove the presence of the reactive carbonite. Lakkaraju *et al.* showed spectroscopic evidence recently, however only for hydride catalysed reactions.⁴¹ We added further experimental proof to the presence of carbonite recently with D₂O quenching studies.⁴² Lakkaraju *et al.* however disagree with the *in situ* formation of hydride and CO₂ from a formate, as their calculations show a very high energy barrier for this reaction.⁴¹ They propose the *in situ* formation of hydroxide and carbon monoxide as shown in Fig. 9E instead. After this initial *in situ* formation of hydroxide, the reaction proceeds like hydroxide catalysed reactions as introduced below.

Finally, it has been proposed to include a new potential pathway in which the formate itself acts as a proton abstracting base. This would lead to the formation of formic acid and carbonite as intermediates. We include this pathway for mainly two reasons: it is in line with the carbonite formation



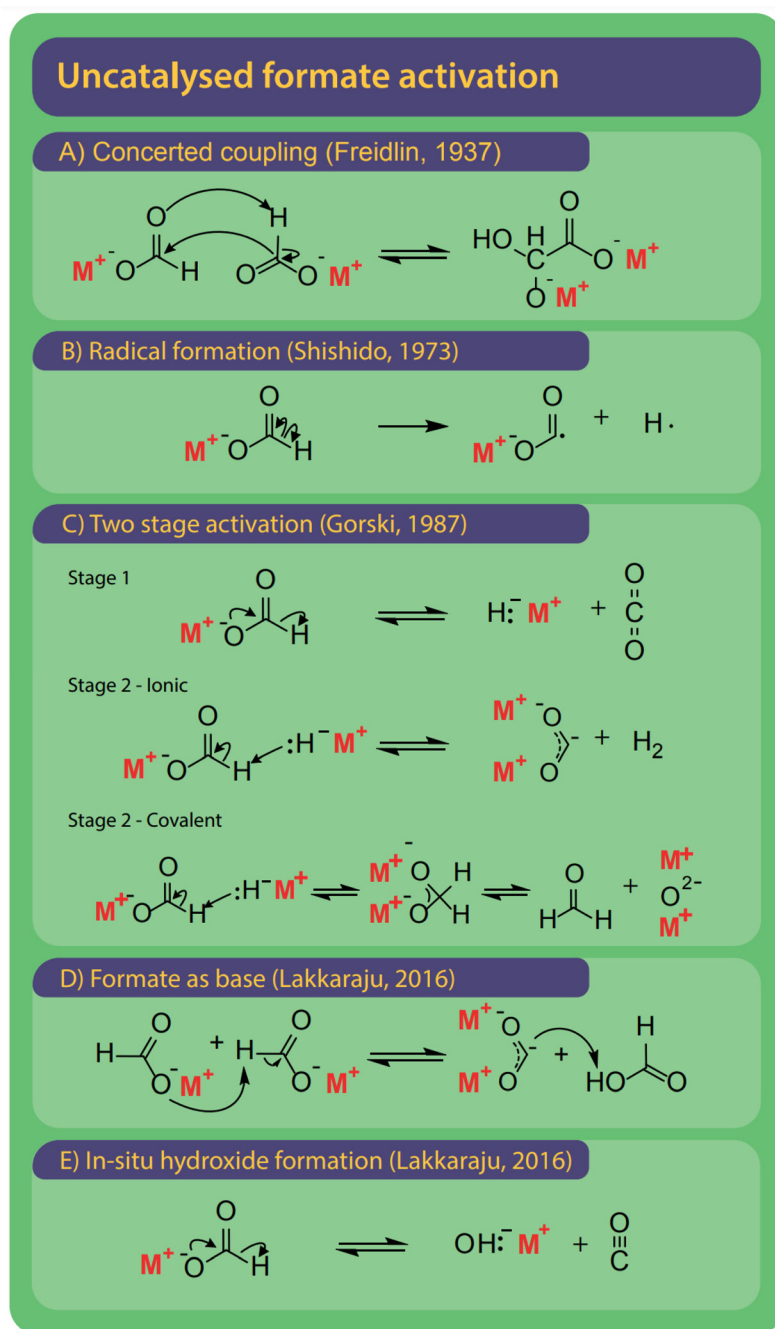


Fig. 9 The FOCR can be performed without the presence of an additional catalyst. Overall, five different mechanisms for the activation of formate were suggested historically. (A) Oxalate is formed in a concerted coupling of formate, strictly this combines activation and coupling in one step.⁷⁸ (B) Homolytic cleavage of the C–H bond to form formate and hydrogen radical.⁷⁸ (C) Two-step activation starting with the decomposition of formate to hydride and CO₂. Step 2 is depending on the metal–hydrogen (M–H) bond of hydride formed in step 1. If the M–H bond has an ionic character, then carbonite and hydrogen are formed. If the M–H bond has a covalent character, then formaldehyde and metal oxide are formed.³⁷ (D) Formate acts as a strong base itself to form formic acid and carbonite.⁴¹ (E) Formate decomposes to hydroxide and CO to *in situ* form hydroxide catalyst precursor.

via base abstraction mechanisms suggested for other catalysts and secondly, we did observe this transition during our molecular dynamic calculations, although as a rare event with a very high activation barrier. The rarity and high activation barrier make it difficult to simulate this reaction as it requires

computing the behaviour of the system over a relatively long time. Additionally, the high energies caused by the high reaction temperature make other side reactions difficult to control. Lakkaraju *et al.* argue that the proton abstraction by formate itself has a too high energy barrier and deem the *in situ* for-



mation of hydroxide *via* formate decomposition to hydroxide and CO is more likely to occur.⁴¹ Interestingly, other than in catalysed reactions we don't see any indication for autocatalytic behaviour with an acceleration of the reaction rate once an active catalyst is formed. In a purely carbonite-based mechanism, this should be induced as once carbonite is formed, the reactive hydride is liberated in the C–C coupling process and subsequently available as a potent catalyst. Given the high temperatures required for the uncatalyzed reaction, it may also be possible that several pathways occur.

To date, it is not yet clear which mechanism the uncatalyzed FO CR follows. Experimental evidence of intermediates or dedicated computational models is not yet available. We know from ESR studies, that radicals as intermediates can be ruled out, yet the formation of carbonites could not be proven as their lifetime and especially concentration in uncatalyzed systems is expected to be very low. In our recent publication, we could show that the activation energies are much higher for uncatalyzed systems compared to catalysed ones and may rely upon multiple activation pathways.⁴² Due to the low chance of success for spectroscopic evidence, we suggest exploring the reaction mechanism with dynamic computational models in a form we have used for the hydroxide catalysed reaction recently.⁹⁹

3.3 Base catalysed formate activation

Bases are ideal catalysts for the FO CR and their effectiveness increases with basicity.⁴² Varying mechanisms specific to hydroxide, borohydride, and superbases have been suggested as shown in Fig. 10. Formate activation with superbases is of the most simple nature as the superbases which include metal hydrides, amides or methoxides act as a proton abstractor to form hydrogen, ammonia, or methanol, respectively and the active carbonite species.^{38,41,42}

The reaction of hydrides or other superbases with formate was first described by Freidlin *et al.* yet no mechanism was proposed.¹⁰³ Górski *et al.* were the first to include hydrides in their reaction mechanism as described above and shown in Fig. 9C.³⁷ Lakkaraju *et al.* were the first to use a combination of experimental and computational methods in the form of DFT calculations to develop and prove a reaction mechanism for base catalysed formate coupling.⁴¹ They calculated the respective energies of possible intermediates at different temperatures and proposed the formation of the active carbonite intermediate by deprotonation of formate with a base as the rate-determining step (RDS) with a 41 kcal mol⁻¹ energy gap.⁴¹ The importance of the proton abstraction as the elementary step suggests that the basicity of the catalyst plays a major role in the reaction. The stronger the base the higher its capability to abstract the proton from the formate molecule. Lakkaraju *et al.* also proved the presence of carbonite by Raman spectroscopy when using sodium formate with hydride catalysts in the presence of high catalyst loadings. Despite many attempts, we were not able to reproduce this spectroscopic work with either sodium or potassium formate and their respective hydrides as catalysts. Hence, we looked for other potential

proof and recently could show this with the use of D₂O quenching experiments in which we produce deuterated formate [D₂COO]⁻ from carbonite after reaction of potassium formate with stoichiometric amounts of sodium- or potassium hydride.⁴²

Borohydride is a well-known hydride donor and is frequently used in organic synthesis or as a reducing agent.^{138,139} It is easy to handle compared to other hydrides which make it an interesting catalyst for the FO CR. Górski *et al.* showed in their thermogravimetric studies that the reaction between sodium formate and sodium borohydride occurs at a lower temperature of 278 °C compared to 380 °C with weaker bases. For the activation of formate with borohydride, they suggested the formation of a carbonite dianion facilitated by the proton abstraction from formate by the hydride as shown in Fig. 10D. The carbonite can be stabilized by forming an adduct with the boron cation. Our group also investigated the reaction and observed similar behaviour when using borohydride as a catalyst for formate coupling with potassium formate.⁴² Our kinetic studies showed a strong improvement in reaction rates compared to reactions with weaker bases.

Hydroxides are the most used and only commercial catalyst for the FO CR, yet the reaction mechanisms are still unclear. Górski *et al.* proposed a mechanism that differs from the hydride and uncatalyzed reaction. Fig. 10A shows their suggested reaction which starts with a non-reversible decomposition of formate and hydroxide to form hydrogen, CO₂, and metal-oxide. In a second step, the metal-oxide reacts with another formate molecule to form the reactive carbonite and hydroxide. This second reaction was suggested to be reversible due to its similarity with the oxalate decomposition reaction, but no further explanation was given. They concluded that the reaction's equilibrium position depends on the binding strength of the O–H bond in the hydroxide. For the FO CR with lithium hydroxide, this dependency on the O–H bond strength explains the formation of carbonate rather than oxalate. With lithium hydroxide, the equilibrium is on the left causing an increased apparent concentration of metal oxide in the system which facilitates the carbonate formation. Whether this reaction mechanism is possible is still not clear.

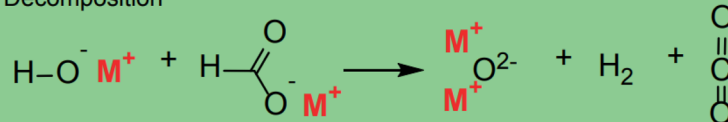
In our recent publication, we investigated the hydroxide catalysed reaction with a focus on the roles of metal ions and purging in the reaction.⁹⁹ The strong influence of the metal ions on the reaction in the molten salt motivated us to develop a computational model. We investigated the course of the reaction and the likeliness of intermediates formation in a realistic molecular dynamic system. All molecules and neighbouring atoms were freely available for reactions with all species in the system and were allowed to form intermediates without pre-termination.⁹⁹ We accompanied this computational work with high-resolution kinetics and *operando* spectroscopy. In our own path-independent molecular dynamic calculations we did not observe the formation of metal oxide species or decomposition of formate to CO₂ as suggested by Górski *et al.* During our Raman studies we have not observed the formation of metal-oxides either.



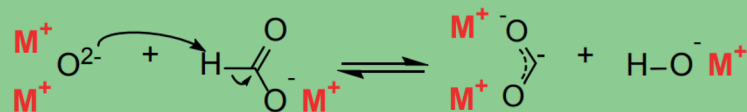
Base catalysed formate activation

A) Two-step hydroxide activation (Gorski, 1987)

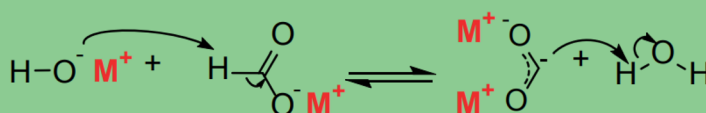
Decomposition



Deprotonation

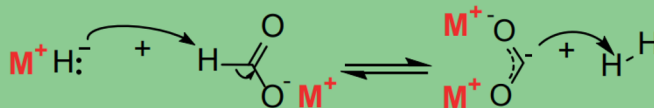


B) Hydroxide deprotonation



Hydride - Hydroxide equilibrium

C) Hydride deprotonation (Gorski, 1987)



D) Borohydride deprotonation (Gorski, 1987)

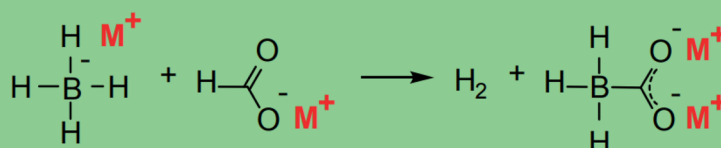


Fig. 10 Bases are the most common catalysts for the FOCR and four different mechanisms were proposed. (A) With hydroxide catalysts Górski *et al.* suggested a two-step activation involving the formation of a metal-oxide which ultimately leads to the formation of carbonite with another formate.³⁸ (B) Lakkaraju *et al.* suggest direct deprotonation of formate by hydroxide. We include the potential presence of equilibrium in this reaction.^{41,99} (C) Hydrides and superbases are the most active catalysts and activate the formate by direct deprotonation to form the active carbonite.^{37,41,42,99} (D) Borohydride activates formate similarly but benefits from the formation of a stabilized boro-carbonite species.³⁸

In our experience potassium formate and sodium formate in FOCR catalysed by their respective hydroxides showed very different reaction rates and conversion efficiencies. For potassium formate FOCR with potassium hydroxide, we noticed that reaction rates were two degrees of magnitude lower than for sodium-based systems. We found that the low oxalate yields obtained without purging were caused by low formate conver-

sion rather than the production of carbonate. Interestingly, we could improve the reaction rates by an order of magnitude by active gas removal from the reaction. We could show for sodium-based systems, that rates closer to the hydride systems are possible in moisture-free conditions even without active removal of gases. When we analysed the off-gases, we could show that water is removed initially before the reaction rate



increases (resulting from formate proton abstraction by hydroxide). The water content in the purging stream then decreased and only hydrogen was produced (after one catalytic cycle, the base is hydride). Additionally, we investigated the influence of using mixtures of sodium and potassium formates and hydroxides in various ratios.⁹⁹ We could see that already adding a small amount of 1–10% sodium was sufficient to negate the effect of gas removal. Purging also had a positive effect on the sodium-based systems and allowed them to reach higher yields, however, the effect was much less pronounced. Already Hene *et al.* found that with potassium formate active purging of the reaction mixture is imperative to achieve high yields and reduce required reaction times.⁶⁷ Surprisingly, this was never reported or mentioned in any scientific literature. Górski *et al.* also did not address the effect of active gas removal in their mechanism.

We studied this reaction and recently proposed a new mechanism for the hydroxide catalysed FOGR, a combination of Fig. 10B and C connected by an equilibrium reaction.⁹⁹ We found that the direct proton abstraction from formate by the hydroxide to form the active carbonite species has a much high energy barrier of 40 kcal mol⁻¹. Interestingly, our calculations show that the *in situ* formation of hydride and water in an equilibrium reaction with hydroxide and hydrogen is much more likely in molten formate melt and only require 30 kcal mol⁻¹. The formed hydride species can then abstract a proton from formate to form the reactive carbonite species identical to the formate activation with superbases described above. The active removal of water can shift this equilibrium towards the hydride side as it prevents the back-reaction of newly formed hydrides to less-active hydroxide. As this reaction requires hydrogen, the catalytic cycle still needs to be induced by the less likely proton abstraction by hydroxide. Yet, this event is followed by an exponential increase in the hydride, limited only by the available hydroxide concentration, *via* the equilibrium reaction, which we observe in our reactions as the reaction rate increases exponentially after an induction period and even reaction rates comparable to hydride catalysed systems could be achieved. In the presence of higher amounts of water, we do not observe this acceleration as the hydride coming off the carbon–carbon coupling is converted back to hydroxide. The *in situ* hydride formation also explains the difference between potassium and sodium-based systems in the FOGR. Smaller metal anions such as sodium can stabilize the formed hydride better compared to their bulky potassium counterparts. This helps in the initial hydride formation and makes a quick back-reaction towards hydroxide and hydrogen less likely.

3.4 Metal catalysed formate activation

Freidlin *et al.* were the first to employ and test (alkali) metals as catalysts and even suggested alternative systems to solve the issue of catalyst recovery by using amalgams of the active metals.⁴³ Freidlin *et al.* suggested two different mechanisms shown in Fig. 12A and B.⁴⁶ The first mechanism (Fig. 11A) involves the formation of a metal complex by adding two metal atoms to the formate. The carbon atom becomes a much stron-

ger nucleophile and can attack another formate after which the metals and hydrogen are released. The second mechanism (Fig. 11B) functions *via* the transfer of electrons from the metal to the formate and the formation of a di-valent carbon intermediate, later known as carbonite. This second mechanism was rejected by Freidlin *et al.* as they perceived the formation of two valent enol-like species as highly unlikely.⁷⁸ Górski, however, have suggested various mechanisms involving carbonite, suggested this mechanism once again.³⁸ However, it is yet unclear *via* which pathway the hydrogen is released.

Alternatively, Górski *et al.* proposed that the hydride from formate can be released as a metal hydride with the formation of a single-valent carbon dioxide anion. The formed hydride is then available to also activate further formate molecules. The stability and further reactions of the single-valent carbon dioxide anion remain a mystery though. A third option considered by Górski *et al.* was the direct reduction of CO₂ by the metals as shown in Fig. 11C. This was inspired by their earlier suggestion of the decomposition of formate to hydride and CO₂ as the first step in their uncatalyzed two-step activation. Whatever the true mechanism for this reaction is, the presence of alkali metals, metallic sodium and potassium would increase the concentration of carbonite or hydride anions.

3.5 Decomposition reactions

Both formate and oxalate decompose at elevated temperatures and form elemental carbon, CO₂, CO, and carbonate and various reaction pathways were proposed. Hydroxide was found to facilitate decomposition reactions.

The formation of carbonate from formate is the most widely observed side reaction and appears in the absence of catalysts or when hydroxide is used as a catalyst. Górski *et al.* proposed an acid–base reaction mechanism for the uncatalyzed carbonate formation which is a variation of the oxalate formation pathway and shown in Fig. 12A. It starts with the activation of formate where hydride and CO₂ are formed. Subsequently, carbonite and hydrogen are formed when the hydride reacts with another formate.³⁸ To facilitate the formation of carbonate, the carbonite was suggested to intermediately decompose to a metal oxide and carbon monoxide in the absence of CO₂. To form carbonate, however, the metal oxide reacts with a CO₂ molecule. Hence this proposed mechanism requires both the absence and presence of CO₂. The disappearance and reappearance of CO₂ lead us to question this mechanism. The proposed mechanism for carbonate formation from formate in the presence of hydroxide, shown in Fig. 12B, avoids such contradictions. Górski *et al.* suggested that it proceeds *via* the direct concerted decomposition of formate and hydroxide to hydrogen, metal oxide, and CO₂. This in effect is the same reaction that takes place in the hydroxide activation proposed by Górski *et al.* to form oxalate. Instead of the metal oxide reacting with another formate, carbonate is then formed in a second step due to the recombination of metal oxide and CO₂. In our experiments, at temperatures lower than required for the FOGR, we did not observe





Fig. 11 Three reaction activation pathways were suggested for alkali metals as catalysts which are very active catalysts in the FOCR and three reaction pathways have been suggested. (A) Freidlin *et al.* suggested activation *via* the formation of a highly active metal complex.⁴⁶ (B) Although initially rejected by Freidlin *et al.*, Górski *et al.* argued that the reductive potential *via* the free metal electrons drives reaction and can lead to the formation of carbonite or a carbon dioxide anion and active hydride. (C) As a second option, Górski *et al.* proposed the two-stage reduction of CO₂ obtained from formate decomposition to carbonate was suggested.

any carbonate formation. We observed the formation of carbonate only at high temperatures after oxalate formation. Oxalate, unfortunately, also decomposes further to form mainly carbonate and CO₂ but also elemental carbon, metals, and carbon monoxide was observed. Also, the decomposition of oxalate to formate and CO₂ has been reported recently by our group.

As shown in Fig. 13A, Górski *et al.* proposed an acid–base reaction cascade of a total of four reactions starting with the decarboxylation of oxalate to form CO₂ and the active carbonite.³⁷ This reaction is the reverse reaction of their proposed pathway for initial oxalate formation in the FOCR. They proposed that, after decarboxylation, the carbonite readily decomposes to form a metal oxide and carbon monoxide. This step must occur in the absence of CO₂ to prevent the reverse reaction, oxalate formation. Górski showed that the decomposition temperature increases by 50 °C in CO₂ atmospheres for sodium (466 to 503 °C), barium (396 to 463 °C), calcium (369 to 423 °C), and lithium (450 to 495 °C) oxalates. In a third step, carbonate is formed in the reaction of CO₂ with the metal oxide. At last, the carbon monoxide, if present in sufficient amounts, can disproportionate to form CO₂ and elemental carbon in the Boudouard reaction. Like Górski *et al.* proposed for the formate decomposition, the alternating absence and presence of CO₂ lead us to question this mechanism. Alternatively, Górski *et al.* suggested that oxalate can decom-

pose towards metal and CO₂ as shown in Fig. 13B. Again, the oxalate formation is reversed, and carbonite and CO₂ are formed. Two carbonites can now recombine to form oxalate and metallic species. The newly formed oxalate can then decompose again to build up more metal. Notably, the absence or removal of CO₂ is consistent in this mechanism.

Oxalate can be split to form carbonate and formate in the presence of hydroxide. A detailed reaction mechanism was not proposed for this reaction. In Fig. 13C we propose that it most likely proceeds *via* the attack of the negatively charged oxygen of the hydroxide on one of the two oxalate carbons and the subsequent splitting of the carbon–carbon bond to form carbonite and carbonate. The carbonite could abstract the proton, once belonging to the hydroxide, and form formate. In our recent work, we found that the formation of carbonate in potassium-based systems is independent of hydroxide content and therefore the decomposition of oxalate without the involvement of hydroxide appears to be preferred.⁸³ In the decomposition of formate, however, hydroxide is consumed as a reactant and not recovered as when oxalate is formed. Hence, the potential for decomposition towards carbonate is limited by the added amount of catalyst. At the same time, the catalyst is consumed. In conclusion, it is desirable to choose reaction conditions such that the oxalate formation is favoured. Temperature, reaction times, and CO₂ availability are





Fig. 12 Formate can decompose mainly to carbonate and carbonous gases CO and CO₂. (A) In the absence of catalyst Górski *et al.* propose the reaction to follow an acid–base reaction with a total of four reaction steps. In the first step formate spontaneously decomposes to hydride and CO₂. The formed hydride abstracts a proton from formate in the absence of CO₂ to form hydrogen and carbonite. In a third step, the unstable carbonite decomposes to metal oxide and carbon monoxide. At last, carbonate is formed in the reaction of metal oxide and CO₂.³⁸ (B) In the presence of hydroxide, formate is first decomposed in a concerted reaction to form a metal oxide, hydrogen, and CO₂. The metal–oxide and CO₂ form carbonate in a second step.

crucial here. If too much CO₂ is present, the catalyst is consumed as a reactant in the carbonate forming reaction. We recently found that in absence of CO₂ and by active removal of gaseous reaction products, the formation of carbonate is independent of the amount of hydroxide added. Only longer residence times at higher temperatures increased carbonate formation.⁸³ Yet we could not distinguish whether the formed carbonate originated from formate or oxalate decomposition. Carbonate yields increase at high temperatures and reaction times whilst oxalate yields are higher at lower temperatures and shorter reaction times. This indicates an increased likelihood of oxalate decomposition as the origin of carbonate formation.

In the presence of hydride, we never observed the formation of carbonate or other decomposition products from potassium formate due to the relatively low reaction temperatures.⁴² Hartmann and Hisatsune studied the decomposition of metal formate into salt matrices by pyrolysis in 1965–1966.^{47,48} They claimed that two calcium formate molecules recombine into a transition complex and then decomposes to carbonate and formaldehyde. The absence of formaldehyde formation for alkali metal formates indicates the absence of this mechanism for these formates.

For none of the decomposition reactions of both formate and oxalate are any computational models nor spectroscopic evidence available. In the interest of understanding the full



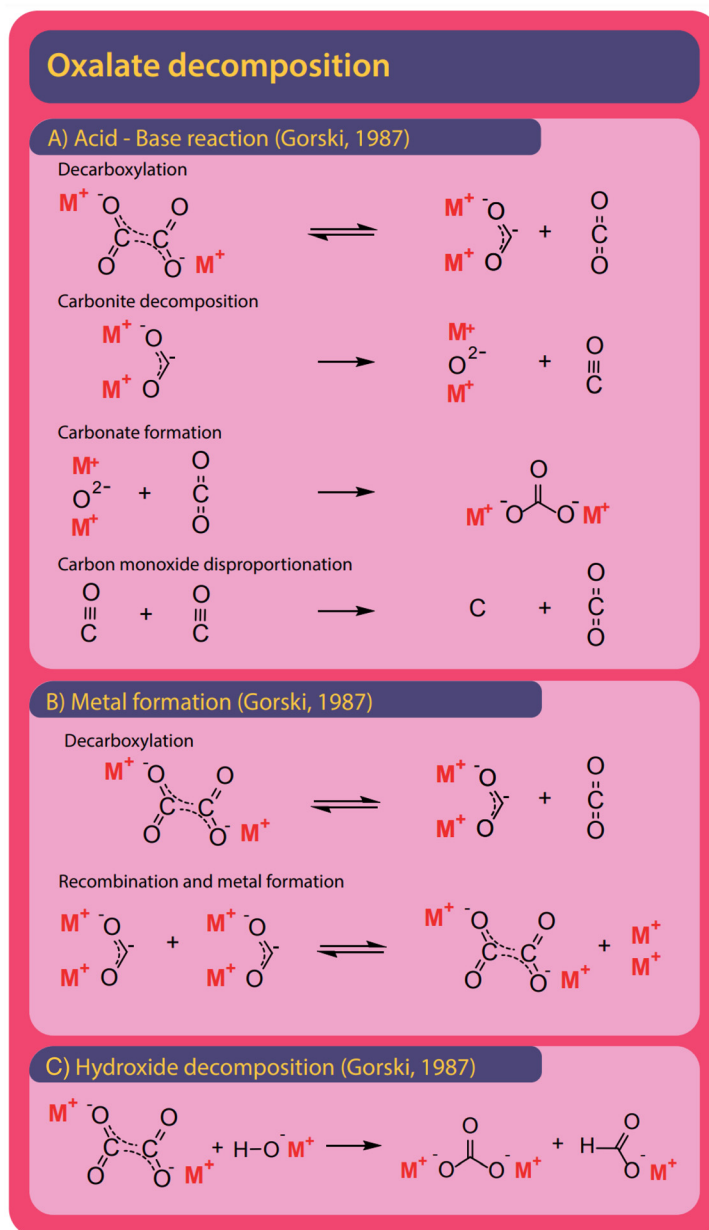


Fig. 13 The decomposition of oxalate can proceed *via* three routes, all suggested by Górski *et al.* (A) In a four step acid-base reaction suggested by Górski, oxalate first decarboxylates to form carbonite and CO_2 . In a second step, carbonite decomposes to metal-oxide and CO. The Metal-oxide and CO_2 (formed in step 1) react in the third step to form metal carbonate. The CO formed in the third step disproportionates to elemental carbon and CO_2 in the fourth step. (B) (Alkali)metal-formation also starts with the decarboxylation of oxalate to carbonite and CO_2 . In a subsequent step, two carbonites recombine to form oxalate and (alkali)metal. (C) The presence of hydroxide can stimulate the decomposition of oxalate to form carbonate and formate.

reaction, we encourage the study of these processes to fully understand the reactions and to be able to avoid carbonate formation.

4 Future of formate coupling

Although formate has been coupled to oxalate industrially for over a century now, there are still new opportunities lying ahead. We aim to provide an insight into potential gains from

performing the reaction in solution and attempts to harness the reactivity of the active carbonite intermediate to couple formate with alternative molecules.

4.1 The FOCCR in solution

We have shown that the FOCCR starts with the formation of carbonite. If superbases are used for this reaction, the reaction start is determined by the melting point of the used formate, *i.e.*, 168 °C for potassium formate and 251 °C for sodium



formate. The fast reaction and independence from the basicity of superbases indicate that this reaction temperature could be lowered even further. We propose that the formation of a solution or salt melt is required to dissolve hydride and formate and make the two reaction partners available for a reaction. Therefore, performing the reaction in solution allows lower reaction temperature and introduction of alternative reaction partners. Additionally, the FO CR in solution would allow to perform more *in situ* kinetic studies with superbase catalysts. We first tested various solvents for this reaction. The combination of requiring a polar solvent to dissolve the hydride and formate, whilst being aprotic and stable towards contact with superbases is a great challenge. To our knowledge, we are the first to report the FO CR in solvents. Overall, we chose to test nine different solvents with high thermal stability which are shown in Table 1. Unfortunately, we did not succeed in making oxalate in these systems as they either suffered from low solvation of formates or a visible reaction of the solvent with the superbase.

In search of a suitable solvent for the FO CR, we then turned to ionic liquids (ILs). They consist of large anions and cations which are sterically hindered and exhibit a delocalized charge. These attributes prevent efficient packing and lead to those salts being liquid even at temperatures below 100 °C but can have high thermal stability with their structure determining their hydrophilicity. Overall, those molten salts are not dissimilar to the formate melt which facilitates the formate to oxalate reaction. Conveniently some ILs have been used with superbases before and were stable.^{140–145} In Fig. 14 we show eight ILs we purchased or synthesised as combinations with three different cations and six different anions. We focused on

combinations that promised to be inert towards superbases at higher temperatures due to their absence of acidic protons. Initially, we tested the solubility of formates in the ILs. In a glovebox, we transferred 750 mg of each IL into a 2 ml glass vial equipped with a stirring bar. To the ILs we added 25 mg of potassium formate and 20 mg of sodium hydride. Formate and hydride only dissolved in [P_{6,6,6,14}][DCA], [C₄mim][DCA], and [C₂mim][NTf₂] in a mass ratio of 375 : 1 IL to formate. The high molar mass ILs appears to be limiting the solvation due to the relatively low ion-to-mass ratio compared with formate. To observe the suitability of the systems for the FO CR we subsequently heated the mixtures to 175 °C and analysed them using ¹H-NMR, ¹³C-NMR, and ³¹P-NMR. We observe that the ILs stayed intact even upon contact with hydride at elevated temperatures. We visibly observed a reaction in all systems which caused the formation of gas and a colour change. Unfortunately, also formate appears to have stayed intact and the formation of oxalate could not be observed even after extended reaction times of up to 3 hours. We could not identify which reaction occurred chemically. We conclude that whilst the search for a suitable solvent system promises further reductions in reaction temperature in the FO CR and allow for more insights into the reaction mechanism, this proves a difficult task and requires more work in the future.

4.2 Opportunities of the active carbonite intermediate in formate coupling

Formate made from CO₂ is arguably an expensive reactant as it requires the investment of two electrons. To make oxalate in the FO CR, two formates and thus the investment of four elec-

Table 1 Solvents tested for the FO CR to reduce the reaction temperature

Solvent	Chemical structure
Glycerol	
Hexadecane	
1-Decene	
N-Methyl-2-pyrrolidone	
Di(propylene glycol) methyl ether	
Phenoxyethanol	
Benzaldehyde	
Cinnamaldehyde	
Sulfolane	



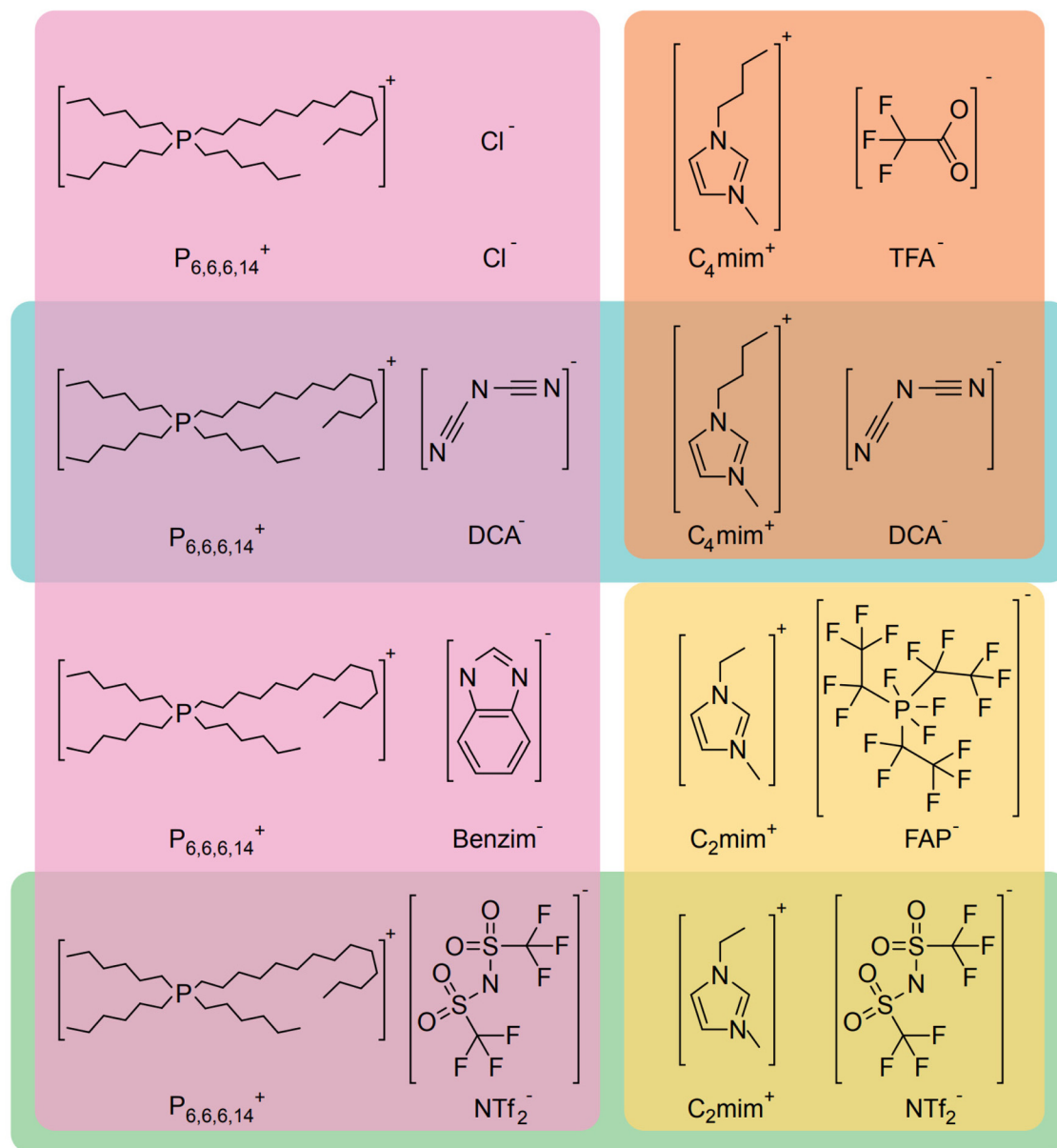


Fig. 14 Structures of the eight ionic liquids used to facilitate the formate to oxalate coupling reaction.

trons are required. Hence, we think it is interesting to see if it is possible to use the carbonite intermediate to create other valuable products by coupling it with alternative reaction partners. As the carbonite intermediate is very reactive due to its high negative charge density, it can react as a Lewis base towards a nucleophilic attack of an electrophile. The reactive intermediate of the FOCR, carbonite, is a reactive carbanion nucleophile not dissimilar to well-known organometallic carbanions such as organolithium or organomagnesium reagents.

Like the carbonite dianion, these organometallic compounds exhibit the presence of a free electron pair on a carbon atom. In consequence, the carbon-atom becomes a nucleophile and turns those reagents into extremely reactive com-

pounds and even have been used to capture CO_2 .¹⁴⁶ Other than carbonites, however, organomagnesium or organolithium compounds can be stored in solutions (such as apolar solvents). This makes them attractive as reagents in organic synthesis. They are broadly used in nucleophilic addition reactions to form new carbon-carbon bonds. The most common examples are the alkylation of aldehydes and ketones in the Grignard reaction, worth a Nobel Prize in 1912, the alkylation of metals and metalloids or the coupling with organic halides.¹⁴⁷ Due to the similarity between carbonite and those organometallic compounds, we expect carbonite to also react with a broad variety of molecules.¹²⁸ The carbonite shares the two surplus electrons to form a new covalent bond between its carbon atom and the targeted species. In Fig. 15 we summar-



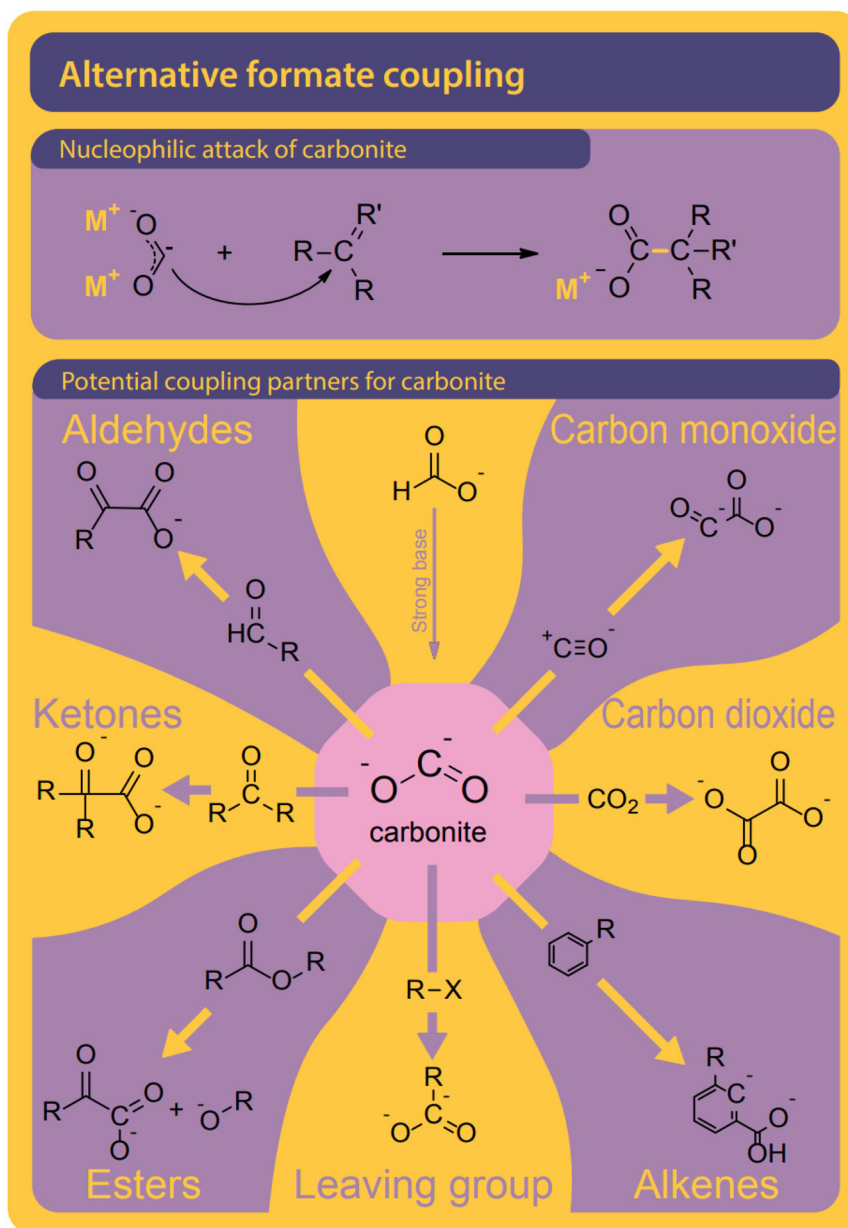


Fig. 15 The top shows the proposed general mechanism for a potential reaction of carbonite as an electrophile. At the bottom, the various potential routes of alternative reactants and the resulting products are shown.

ize the potential alternative reactant groups with electrophilic carbonyl groups we base on proven reactants for organomagnesium and organolithium compounds which include aldehydes, ketones, esters, and alkenes as well as molecules with good leaving groups.

Due to its instability, the carbonite must be provided *in situ* by the abstraction of a proton from formate with a superbase. The greatest challenge is providing the active carbonite whilst avoiding side reactions between the alternative reactant and the superbase. Due to the current unavailability of a suitable solvent, it is necessary to perform the reaction in a formate melt and therefore a temperature of at least 170 °C is required.

A potential reaction partner must not decompose in these conditions. If the use of stoichiometric amounts of superbase wants to be avoided, the reaction partner should release a hydride or other superbases after the coupling to allow the formation of another carbonite in a catalytic cycle.

Potential side reactions of the alternative reactants with the superbase include the attack of the superbase as a reducing agent on the carbonyl carbon by nucleophilic addition.¹⁴⁸ Some carbonyl compounds also undergo enolization if treated with strong bases or with molecules with higher proton acidity than formate. If aldehydes are used, the enolate can further react at the α -carbon with the carbonyl of another aldehyde



molecule to obtain β -hydroxy aldehyde. Hence molecules with lower proton acidity than formate (exclusion of *e.g.* $-\text{OH}$; $-\text{COOH}$, $-\text{NH}_4$) and not prone to form enols for α -hydrogen abstraction are most likely more suitable to avoid condensation reactions with reagents and products. Physical properties, especially the phase of the reactant, influence the reactant introduction and product separation and determine the required reactor design. Using a liquid is preferable as it eases its introduction, and it could act as a solvent/dispersant for formate and hydride. Gaseous reaction partners need to be provided in large excess in a pressurized reactor or bubbled through the molten formate. We evaluated a variety of poten-

tial compounds shown in Table 2 and chose CO_2 , paraformaldehyde, benzaldehyde and cinnamaldehyde for proof-of-principle experiments.

4.2.1 Alternative coupling with CO_2 . We showed earlier that CO_2 if supplied as a gas, is the strongest poison to the coupling reaction which indicates its involvement in the FO CR.⁸³ Initially, we tried to couple CO_2 and formate and could show the successful incorporation of CO_2 and formation of oxalate from CO_2 in a pressurized reactor.¹¹⁷ Overall, oxalate can be formed *via* four routes shown in Fig. 16. These include the FO CR without the involvement of CO_2 (Fig. 16A); the formation of two formate molecules from CO_2 and hydrides and

Table 2 Physical properties and reactivity towards proton abstraction by alkali hydrides of evaluated reactants which are commercially broadly available for coupling with formate

	Reactant	Reactivity with alkali hydride ^a	Phase at formate activation	Melting point (°C)	Boiling point (°C)	
Aldehydes	Paraformaldehyde	Low	Gas	120–170		
	Acetaldehyde	High	Gas		21	
	Propionaldehyde	High	Gas	–80	49	
	Butyraldehyde	High	Gas		76	
	Acrolein	Low	Gas		53	
	Crotonaldehyde	Low	Gas		104	
	Formylcyclohexane	Medium	Gas/liquid		161	
	Benzaldehyde	Low	Liquid	–26	178	
	Glucose	High	Liquid	150		
	Furfural	Low	Gas/liquid	–37	162	
	Methylbenzaldehyde	Low	Liquid		200	
	Cinnamaldehyde	Low	Liquid		248	
	Glutaraldehyde	High	Liquid	–14	187	
	Phthalaldehyde	Low	Liquid	56	266	
	Esters	Dimethyl terephthalate	Low	Gas/liquid	142	288
Methyl butyrate		High	Gas	–85	102	
Ethyl butyrate		High	Gas	–101	121	
Pentyl acetate		High	Gas/liquid	–71	148	
Isopentyl acetate		High	Gas/liquid	–79	142	
Benzyl acetate		High	Liquid	–51	215	
Pentyl butyrate		High	Liquid	–73	185	
Octyl acetate		High	Liquid	–39	210	
Methyl benzoate		Low	Liquid	–12.5	199	
Methyl cinnamate		Low	Liquid	35	261	
Ketones		Acetone	High	Gas	–95	56
		Ethyl methyl ketone	High	Gas	–86	80
	Diethyl ketone	High	Gas	–40	102	
	Cyclohexanone	High	Gas/liquid	–31	155	
	Methyl phenyl ketone	High	Liquid	20	202	
	Acetic acid anhydride	High	Liquid	–73	140	
Alkenes	5-Decene	Medium	Gas	–73/–112	170	
	2-Heptene	Medium	Gas	—	99	
	Toluene	Medium	Gas	–95	110	
	Xylene	Medium	Gas/liquid	–10	140	
Leaving group	Chlorobenzene	Low	Gas	–45	132	
	Chloronaphthalene	Low	Liquid	—	256	
	Bromobenzene	Low	Gas	–30	156	
	Bromonaphthalene	Low	Gas	2	145	
	1-Chlorohexane	Medium	Gas	–94	135	
	1-Bromohexane	Low	Gas	–84	155	
CO	Carbon monoxide	Low	Gas	–205	–191	
CO ₂	Carbon dioxide	Low	Gas	–78	–78	

^a In the evaluation process the reactivity of the reactants with alkali hydride driven proton abstraction was ranked in the categories low, medium, high. We did not consider reduction of aldehydes or esters. Low reactivity includes molecules with protons with lower acidity than formate and not prone to form enols for α -hydrogen abstraction. Medium reactivity includes molecules with protons with similar acidity than formate and/or prone to form enol for α -hydrogen abstraction. High reactivity includes molecules with protons with higher acidity than formate (*e.g.* $-\text{OH}$; $-\text{COOH}$, $-\text{NH}_4$) and/or highly prone to form enol for α -hydrogen abstraction. The hydride ion could attack the carbonyl carbon by nucleophilic addition, acting as a reducing agent. This might happen according to the basic strength of the metal hydride and the reactivity of the carbonyl compound.¹⁴⁸



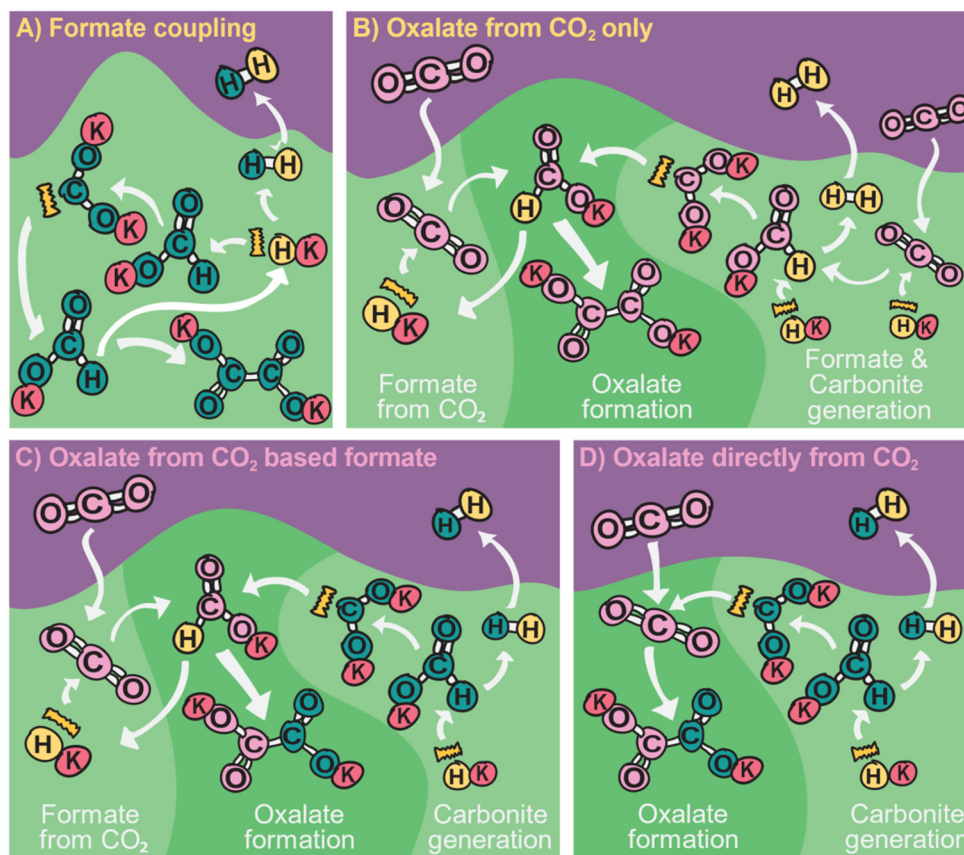


Fig. 16 Three fundamental pathways for oxalate production are consisting of either (A) classic FOCC without the involvement of CO_2 , or (B–D) with the involvement of CO_2 . (A) Oxalate and hydrogen can be formed by traditional formate to oxalate coupling (FOCC) from two formates catalysed by hydride via the carbonite intermediate in the formate melt. CO_2 can dissolve in the formate melt and react towards oxalate in two ways. (B) Two formates can be formed from CO_2 in a reaction between CO_2 and hydride. One of these two formates is activated to carbonite and react with the other formate to oxalate in a FOCC reaction as in (A). (C) It can react with hydride to form formate which can subsequently react towards oxalate in a FOCC reaction. (D) Alternatively, CO_2 can be attacked by the reactive carbonite intermediate formed from the reaction of formate with hydride to form oxalate directly in a stoichiometric reaction.

their reaction in FOCC (Fig. 16B); formation of formate from CO_2 and a hydride and its reaction with a carbonite from formate (Fig. 16C); formation of carbonite from formate and direct coupling with CO_2 (Fig. 16D). With isotope labelling studies we could indeed see that all three reactions occur simultaneously. Most oxalate (72%) was formed from formate in the FOCC (Fig. 16A) and 27.5% from carbonite reacting with CO_2 (Fig. 16D) and 0.5% from FOCC of formate with CO_2 derived formate (Fig. 16B). Unfortunately, the presence of large amounts of hydride and an excess of supercritical CO_2 appeared to also stimulate the formation of carbonate from CO_2 and formate in a yet not understood pathway.

4.2.2 Alternative formate coupling with aldehydes.

Inspired by this initial success, we moved on to explore the coupling of carbonite with formaldehyde, cinnamaldehyde and benzaldehyde. The coupling of formate and formaldehyde is very interesting, as it opens a direct pathway for glyoxylic acid production from CO_2 and formaldehyde (which can be produced from CO_2 directly or via CO_2 derived CO or methanol).^{149–151} Today, glyoxylic acid is an important com-

ponent in fine organic synthesis and is widely in the pharmaceutical, food, cosmetic industry and used in the synthesis of vanillin and allantoin.^{152,153} A reaction of formate with benzaldehyde would lead to phenyl glyoxylic acid, currently an intermediate for the synthesis of pharmaceuticals and an interesting monomer for new poly(α -esters).^{154,155} The reaction of carbonite with cinnamaldehyde would lead to benzylidene pyruvic acid, an interesting precursor, in organic synthesis.¹⁵⁶

Whilst the stability of formaldehyde in the required reaction conditions is unlikely, cinnamaldehyde and benzaldehyde promise to be stable in the reaction conditions. They have low enolization potential and exhibit a high thermal stability, and boiling point. Formaldehyde can be introduced to the reaction in solid *para*-benzaldehyde form. Benzaldehyde and cinnamaldehyde are even easier to introduce as they are liquids and lead to desirable products which could be used e.g., in polymer applications.

Other than in the alternative reaction with CO_2 , for the aldehyde reactions, no pressurised reactor was required. We used inert conditions with a constant nitrogen flow in a



Schlenk line to prevent the intrusion of water. This setup allowed us to introduce the reactants in different orders and at different times. We analysed the reaction products using IR, NMR and GC-MS techniques to detect the formation of the desired reaction products or known potential side-products such as benzyl benzoate. During this work, we faced several hurdles and could not obtain any coupling of formate and aldehydes. Therefore, we did not observe the anticipated coupling products. Initially, we mixed all reaction partners and heated them together but did not show any formation of the desired product. In the reaction of paraformaldehyde with formate, we observed the complete evaporation or decomposition of formaldehyde during heating. When heating benzaldehyde and cinnamaldehyde together with formate we surprisingly saw the formation of a thick suspension and no reaction. Even the addition of equimolar amounts of hydride did not lead to any reaction in the suspension. In the end, a liquid mixture could only be obtained when benzaldehyde or cinnamaldehyde was first heated under reflux, and formate was added in small amounts up to 5 mol%. Even with the addition of hydride, no reaction occurred. Subsequently, we introduced sulfolane as a solvent or diluent but could not increase the amount of formate that could be added before the formation of a suspension. Interestingly, the addition of hydride to the mix of formate and benzaldehyde in sulfolane did cause a reaction, yet not the formation of desired product but benzyl benzoate. A similar reaction of benzaldehyde and hydride in toluene was reported before.¹⁵⁷

In conclusion, the attempt to couple formate with aldehydes led to the formation of a thick unreactive suspension when the reactants were mixed in equimolar amounts. The addition of hydride to benzaldehyde dissolved in sulfolane lead to the formation of benzyl benzoate and not the desired phenyl glyoxylic acid. Cinnamaldehyde dissolved in sulfolane did not appear to react with hydride. None of these experiments yielded the desired coupling of K-formate and benzaldehyde or cinnamaldehyde.

5 Conclusions and outlook

Many parameters are available to reduce the residence times of the reaction mixture in the reactor, increasing yield and reactor cost. It becomes apparent that the plethora of different factors is likely to be related to or affect each other. Through the publication history on the FOCR contradicting reports are present. The best example is water, which is considered the most common and potent poison, and yet reactor designs in which the reaction is performed using an aqueous solution have been patented. Overall, this makes it difficult to optimize the reaction and avoid faults in reactor designs beforehand. We provide a complete overview and systematically assess the effect of all reported reaction parameters which we divided into six sub-categories. This provides a starting point to uncover intercorrelations and the relative impact of each parameter. Recently, we used this overview to evaluate the influ-

ence and importance of reaction parameters in hydroxide catalysed FOCR systems given their high relevance when coupled with electrochemical CO₂ reduction to formates.^{20,83,100} Within this realm, the absence of water and choice of temperature were found most important. The former can be achieved through drying of the reactant prior and its active removal once released as a gas. We found, that the required temperature is dependent on catalyst choice but dictates the required residence time and formation of side products. With new superbase catalysts, the reaction temperature and time could be lowered drastically for the first time.⁴²

Independent of the catalyst, we show, that carbonite today is established as the reactive intermediate in the FOCR. Its presence is proven spectroscopically as well as by D₂O quenching.^{41,42} We recently contributed new insights into the role of counter-ions and the presence of equilibrium reactions in the hydroxide-based system.⁹⁹ Whilst we shine a light on the reaction towards oxalate in hydroxide catalysed or uncatalysed systems, the decomposition reactions towards carbonate and gaseous or elemental carbon compounds are still not fully understood. Further work is needed to understand the decomposition reactions especially the formation of carbonate in hydroxide-catalysed systems, as the avoidance of this side reaction allows for major improvements of the process.

The use of carbonite as a reactant to form interesting products with the introduction of alternative reaction partners opens new possibilities. We assessed over 30 potential alternative coupling partners for coupling with active carbonite intermediate and especially their reactivity of the hydride catalyst poses a major challenge. We performed proof-of-principle reactions with CO₂, formaldehyde, benzaldehyde and cinnamaldehyde but failed in the coupling of carbonites with aldehydes due to competing reactions. For CO₂ we could show the successful coupling with carbonite using isotope labelling. Unfortunately, also the production of carbonate was increased in high hydride concentrations and the presence of excess amounts of supercritical CO₂. As equimolar amounts of hydride are required for the coupling of CO₂ and formate, and the carbonate formation occurs it is questionable if this presents a viable alternative to the FOCR.¹¹⁷

The development of commercial FOCR processes in conjunction with electrochemical CO₂ reduction to formate is required to close the gap between CO₂ reduction and the production of valuable chemicals starting from oxalic acid. Many reactor designs were proposed in the past but the knowledge on how to build and operate them has been lost over time. The next step to bring FOCR back to life, require the assessment and testing of various reactor types which conform with the knowledge about the influence of reaction parameters on the FOCR. For the newly discovered superbase catalysed FOCR, suitable large-scale reactors must be developed. A further reduction in reaction temperature or harnessing the reactivity of the carbonite intermediate in alternative reactions is an interesting scientific challenge that requires more work in the future but is at this point far from industrial relevance.



Conflicts of interest

There are no conflicts to declare.

Acknowledgements

This project has received funding from the European Union's Horizon 2020 research and innovation program under grant agreement no. 767798.

References

- C. Jullion and R. MacDougall, Ueber die Fabrication von Kleesäure, *Polytech. J.*, 1852, **124**, 175–181 <https://dingler.culture.hu-berlin.de/article/pj124/ar124042>, (accessed October 24, 2019).
- P. Friedlingstein, M. O'Sullivan, M. W. Jones, R. M. Andrew, J. Hauck, A. Olsen, G. P. Peters, W. Peters, J. Pongratz, S. Sitch, C. Le Quéré, J. G. Canadell, P. Ciais, R. B. Jackson, S. Alin, L. E. O. C. Aragão, A. Arneeth, V. Arora, N. R. Bates, M. Becker, A. Benoit-Cattin, H. C. Bittig, L. Bopp, S. Bultan, N. Chandra, F. Chevallier, L. P. Chini, W. Evans, L. Florentie, P. M. Forster, T. Gasser, M. Gehlen, D. Gilfillan, T. Gkritzalis, L. Gregor, N. Gruber, I. Harris, K. Hartung, V. Haverd, R. A. Houghton, T. Ilyina, A. K. Jain, E. Joetzer, K. Kadono, E. Kato, V. Kitidis, J. I. Korsbakken, P. Landschützer, N. Lefèvre, A. Lenton, S. Lienert, Z. Liu, D. Lombardozzi, G. Marland, N. Metzl, D. R. Munro, J. E. M. S. Nabel, S. I. Nakaoka, Y. Niwa, K. O'Brien, T. Ono, P. I. Palmer, D. Pierrot, B. Poulter, L. Resplandy, E. Robertson, C. Rödenbeck, J. Schwinger, R. Séférian, I. Skjelvan, A. J. P. Smith, A. J. Sutton, T. Tanhua, P. P. Tans, H. Tian, B. Tilbrook, G. Van Der Werf, N. Vuichard, A. P. Walker, R. Wanninkhof, A. J. Watson, D. Willis, A. J. Wiltshire, W. Yuan, X. Yue and S. Zaehle, Global Carbon Budget 2020, *Earth Syst. Sci. Data*, 2020, **12**, 3269–3340, DOI: [10.5194/essd-12-3269-2020](https://doi.org/10.5194/essd-12-3269-2020).
- W. Steffen, K. Richardson, J. Rockström, S. E. Cornell, I. Fetzer, E. M. Bennett, R. Biggs, S. R. Carpenter, W. de Vries, C. A. de Wit, C. Folke, D. Gerten, J. Heinke, G. M. Mace, L. M. Persson, V. Ramanathan, B. Reyers and S. Sörlin, Planetary boundaries: Guiding human development on a changing planet, *Science*, 2015, **347**, 1259855, DOI: [10.1126/science.1259855](https://doi.org/10.1126/science.1259855).
- Global warming of 1.5 °C. An IPCC Special Report on the impacts of global warming of 1.5 °C above pre-industrial levels and related global greenhouse gas emission pathways, in the context of strengthening the global response to the threat of climate change, 2018.
- M. Mikkelsen, M. Jørgensen and F. C. Krebs, The teraton challenge. A review of fixation and transformation of carbon dioxide, *Energy Environ. Sci.*, 2010, **3**, 43–81, DOI: [10.1039/b912904a](https://doi.org/10.1039/b912904a).
- A. J. Hunt, E. H. K. Sin, R. Marriott and J. H. Clark, Generation, Capture, and Utilization of Industrial Carbon Dioxide, *ChemSusChem*, 2010, **3**, 306–322, DOI: [10.1002/cssc.200900169](https://doi.org/10.1002/cssc.200900169).
- A. Otto, T. Grube, S. Schiebahn and D. Stolten, Closing the loop: Captured CO₂ as a feedstock in the chemical industry, *Energy Environ. Sci.*, 2015, **8**, 3283–3297, DOI: [10.1039/c5ee02591e](https://doi.org/10.1039/c5ee02591e).
- C. Song, Global challenges and strategies for control, conversion and utilization of CO₂ for sustainable development involving energy, catalysis, adsorption and chemical processing, *Catal. Today*, 2006, **115**, 2–32, DOI: [10.1016/j.cattod.2006.02.029](https://doi.org/10.1016/j.cattod.2006.02.029).
- M. Aresta and A. Dibenedetto, Utilisation of CO₂ as a chemical feedstock: opportunities and challenges, *Dalton Trans.*, 2007, 2975, DOI: [10.1039/b700658f](https://doi.org/10.1039/b700658f).
- C. Ampelli, S. Perathoner and G. Centi, CO₂ utilization: an enabling element to move to a resource- and energy-efficient chemical and fuel production, *Philos. Trans. R. Soc., A*, 2015, **373**, 20140177, DOI: [10.1098/rsta.2014.0177](https://doi.org/10.1098/rsta.2014.0177).
- G. Centi, E. A. Quadrelli and S. Perathoner, Catalysis for CO₂ conversion: a key technology for rapid introduction of renewable energy in the value chain of chemical industries, *Energy Environ. Sci.*, 2013, **6**, 1711, DOI: [10.1039/c3ee00056g](https://doi.org/10.1039/c3ee00056g).
- T. Sakakura, J. C. Choi and H. Yasuda, Transformation of carbon dioxide, *Chem. Rev.*, 2007, **107**, 2365–2387, DOI: [10.1021/cr068357u](https://doi.org/10.1021/cr068357u).
- C. Maeda, Y. Miyazaki and T. Ema, Recent progress in catalytic conversions of carbon dioxide, *Catal. Sci. Technol.*, 2014, **4**, 1482–1497, DOI: [10.1039/c3cy00993a](https://doi.org/10.1039/c3cy00993a).
- M. N. Anwar, A. Fayyaz, N. F. Sohail, M. F. Khokhar, M. Baqar, A. Yasar, K. Rasool, A. Nazir, M. U. F. Raja, M. Rehan, M. Aghbashlo, M. Tabatabaei and A. S. Nizami, CO₂ utilization: Turning greenhouse gas into fuels and valuable products, *J. Environ. Manage.*, 2020, **260**, 110059, DOI: [10.1016/j.jenvman.2019.110059](https://doi.org/10.1016/j.jenvman.2019.110059).
- S. Kar, A. Goepfert and G. K. S. Prakash, Integrated CO₂ Capture and Conversion to Formate and Methanol: Connecting Two Threads, *Acc. Chem. Res.*, 2019, **52**, 2892–2903, DOI: [10.1021/ACS.ACCOUNTS.9B00324/ASSET/IMAGES/LARGE/AR9B00324_0011.JPEG](https://doi.org/10.1021/ACS.ACCOUNTS.9B00324/ASSET/IMAGES/LARGE/AR9B00324_0011.JPEG).
- Z.-Z. Yang, L.-N. He, Y.-N. Zhao, B. Li and B. Yu, CO₂ capture and activation by superbase/polyethylene glycol and its subsequent conversion, *Energy Environ. Sci.*, 2011, **4**, 3971, DOI: [10.1039/c1ee02156g](https://doi.org/10.1039/c1ee02156g).
- P. Styring, E. A. Quadrelli and K. Armstrong, *Carbon Dioxide Utilisation: Closing the Carbon Cycle: First Edition*, Elsevier Inc., 2014. DOI: [10.1016/C2012-0-02814-1](https://doi.org/10.1016/C2012-0-02814-1).
- M. Aresta, *Carbon Dioxide as Chemical Feedstock*, Wiley, 2010. DOI: [10.1002/9783527629916](https://doi.org/10.1002/9783527629916).
- P. De Luna, C. Hahn, D. Higgins, S. A. Jaffer, T. F. Jaramillo and E. H. Sargent, What would it take for renewably powered electrosynthesis to displace petrochemical processes?, *Science*, 2019, **364**, eaav3506, DOI: [10.1126/science.aav3506](https://doi.org/10.1126/science.aav3506).



- 20 M. F. Philips, G. J. M. Gruter, M. T. M. Koper and K. J. P. Schouten, Optimizing the Electrochemical Reduction of CO₂ to Formate: A State-of-the-Art Analysis, *ACS Sustainable Chem. Eng.*, 2020, **8**, 15430–15444, DOI: [10.1021/acssuschemeng.0c05215](https://doi.org/10.1021/acssuschemeng.0c05215).
- 21 A. Álvarez, A. Bansode, A. Urakawa, A. V. Bavykina, T. A. Wezendonk, M. Makkee, J. Gascon and F. Kapteijn, Challenges in the Greener Production of Formates/Formic Acid, Methanol, and DME by Heterogeneously Catalyzed CO₂ Hydrogenation Processes, *Chem. Rev.*, 2017, **117**, 9804–9838, DOI: [10.1021/acs.chemrev.6b00816](https://doi.org/10.1021/acs.chemrev.6b00816).
- 22 M. Ronda-Lloret, G. Rothenberg and N. R. Shiju, A Critical Look at Direct Catalytic Hydrogenation of Carbon Dioxide to Olefins, *ChemSusChem*, 2019, **12**, 3896–3914, DOI: [10.1002/cssc.201900915](https://doi.org/10.1002/cssc.201900915).
- 23 J. Hietala, A. Vuori, P. Johnsson, I. I. Pollari, W. Reutemann and H. Kieczka, Formic acid, *Ullmann's Encycl. Ind. Chem*, Wiley-VCH Verlag GmbH & Co. KGaA, Weinheim, 2016, pp. 335–340. DOI: [10.1002/14356007.a12](https://doi.org/10.1002/14356007.a12).
- 24 Oxalic acid from CO₂ using Electrochemistry At demonstration scale|OCEAN Project|H2020|CORDIS|European Commission, 2020, <https://cordis.europa.eu/project/id/767798>, (accessed February 4, 2020).
- 25 F. Jin, Y. Gao, Y. Jin, Y. Zhang, J. Cao, Z. Wei and R. L. Smith, High-yield reduction of carbon dioxide into formic acid by zero-valent metal/metal oxide redox cycles, *Energy Environ. Sci.*, 2011, **4**, 881–884, DOI: [10.1039/c0ee00661k](https://doi.org/10.1039/c0ee00661k).
- 26 H. Zhong, L. Wang, Y. Yang, R. He, Z. Jing and F. Jin, Ni and Zn/ZnO Synergistically Catalyzed Reduction of Bicarbonate into Formate with Water Splitting, *ACS Appl. Mater. Interfaces*, 2019, **11**, 42149–42155, DOI: [10.1021/acsami.9b14039](https://doi.org/10.1021/acsami.9b14039).
- 27 M. Jouny, W. Luc and F. Jiao, General Techno-Economic Analysis of CO₂ Electrolysis Systems, *Ind. Eng. Chem. Res.*, 2018, **57**, 2165–2177, DOI: [10.1021/acs.iecr.7b03514](https://doi.org/10.1021/acs.iecr.7b03514).
- 28 R. Aldaco, I. Butnar, M. Margallo, J. Laso, M. Rumayor, A. Dominguez-Ramos, A. Irabien and P. E. Dodds, Bringing value to the chemical industry from capture, storage and use of CO₂: A dynamic LCA of formic acid production, *Sci. Total Environ.*, 2019, **663**, 738–753, DOI: [10.1016/j.scitotenv.2019.01.395](https://doi.org/10.1016/j.scitotenv.2019.01.395).
- 29 A. T. Laitinen, V. M. Parsana, O. Jauhiainen, M. Huotari, L. J. P. Van Den Broeke, W. De Jong, T. J. H. Vlugt and M. Ramdin, Liquid-Liquid Extraction of Formic Acid with 2-Methyltetrahydrofuran: Experiments, Process Modeling, and Economics, *Ind. Eng. Chem. Res.*, 2021, **60**, 5588–5599, DOI: [10.1021/ACS.IECR.1C00159/ASSET/IMAGES/LARGE/IE1C00159_0010.JPEG](https://doi.org/10.1021/ACS.IECR.1C00159/ASSET/IMAGES/LARGE/IE1C00159_0010.JPEG).
- 30 M. A. Murcia Valderrama, R.-J. van Putten and G.-J. M. Gruter, The potential of oxalic – and glycolic acid based polyesters (review). Towards CO₂ as a feedstock (Carbon Capture and Utilization – CCU), *Eur. Polym. J.*, 2019, **119**, 445–468, DOI: [10.1016/j.eurpolymj.2019.07.036](https://doi.org/10.1016/j.eurpolymj.2019.07.036).
- 31 M. A. Murcia Valderrama, R.-J. van Putten and G.-J. M. Gruter, PLGA Barrier Materials from CO₂. The influence of Lactide Co-monomer on Glycolic Acid Polyesters, *ACS Appl. Polym. Mater.*, 2020, **2**, 2706–2718, DOI: [10.1021/acspam.0c00315](https://doi.org/10.1021/acspam.0c00315).
- 32 B. Wang and G. J. M. Gruter, Polyester copolymer, WO2018211132A1, 2017.
- 33 B. Wang and G. J. M. Gruter, Polyester copolymer, WO2018211133A1, 2017.
- 34 F. D. Meylan, V. Moreau and S. Erkman, CO₂ utilization in the perspective of industrial ecology, an overview, *J. CO₂ Util.*, 2015, **12**, 101–108, DOI: [10.1016/j.jcou.2015.05.003](https://doi.org/10.1016/j.jcou.2015.05.003).
- 35 R. M. Cuéllar-Franca and A. Azapagic, Carbon capture, storage and utilisation technologies: A critical analysis and comparison of their life cycle environmental impacts, *J. CO₂ Util.*, 2015, **9**, 82–102, DOI: [10.1016/j.jcou.2014.12.001](https://doi.org/10.1016/j.jcou.2014.12.001).
- 36 E. Schuler, M. Demetriou, N. R. Shiju and G.-J. M. Gruter, Towards Sustainable Oxalic Acid from CO₂ and Biomass, *ChemSusChem*, 2021, **14**, 3636–3664, DOI: [10.1002/cssc.202101272](https://doi.org/10.1002/cssc.202101272).
- 37 A. Górski and A. D. Kraśnicka, The importance of the CO₂²⁻ anion in the mechanism of thermal decomposition of oxalates, *J. Therm. Anal.*, 1987, **32**, 1229–1241, DOI: [10.1007/BF01905177](https://doi.org/10.1007/BF01905177).
- 38 A. Górski and A. D. Kraśnicka, Formation of oxalates and carbonates in the thermal decompositions of alkali metal formates, *J. Therm. Anal.*, 1987, **32**, 1895–1904, DOI: [10.1007/BF01913982](https://doi.org/10.1007/BF01913982).
- 39 A. Górski and A. D. Kraśnicka, The importance of the CO₂²⁻ anion in the mechanism of thermal decomposition of oxalates, *J. Therm. Anal.*, 1987, **32**, 1229–1241, DOI: [10.1007/BF01905177](https://doi.org/10.1007/BF01905177).
- 40 A. Górski and A. D. Kraśnicka, Influence of the cation on the formation of free hydrogen and formaldehyde in the thermal decomposition of formates, *J. Therm. Anal.*, 1987, **32**, 1345–1354, DOI: [10.1007/BF01913334](https://doi.org/10.1007/BF01913334).
- 41 P. S. Lakkaraju, M. Askerka, H. Beyer, C. T. Ryan, T. Dobbins, C. Bennett, J. J. Kaczur and V. S. Batista, Formate to Oxalate: A Crucial Step for the Conversion of Carbon Dioxide into Multi-carbon Compounds, *ChemCatChem*, 2016, **8**, 3453–3457, DOI: [10.1002/cctc.201600765](https://doi.org/10.1002/cctc.201600765).
- 42 E. Schuler, P. A. Ermolich, N. R. Shiju and G.-J. M. Gruter, Monomers from CO₂: Superbases as Catalysts for Formate-to-Oxalate Coupling, *ChemSusChem*, 2021, **14**, 1517–1523, DOI: [10.1002/cssc.202002725](https://doi.org/10.1002/cssc.202002725).
- 43 L. K. Freidlin, Kinetics of potassium formate decomposition in presence of alkali metals, *Zh. Obshch. Khim.*, 1937, **7**, 1675–1683.
- 44 L. K. Freidlin, Thermal transformation of potassium and sodium formates in presence of alkali hydroxides, *Zh. Prikl. Khim. (S.-Peterburg, Russ. Fed.)*, 1937, **10**, 1086–1094.
- 45 L. K. Freidlin, Kinetics of sodium formate thermal decomposition, *Trans. All-Union Acad. Food Ind. Named after Stalin*, 1939, 145–157.



- 46 L. K. Freidlin, A. A. Balandin and A. I. Lebedeva, On the consecutive stages of the thermal conversion of formates into oxalates, *Russ. Chem. Bull. (Izvestiya Akad. Nauk SSSR)*, 1941, **2**, 275–288.
- 47 K. O. Hartman and I. C. Hisatsune, The Kinetics of Calcium Formate Pyrolysis in Potassium Bromide Matrix, *J. Phys. Chem.*, 1965, **69**, 583, DOI: [10.1021/j100886a037](https://doi.org/10.1021/j100886a037), (accessed November 27, 2017).
- 48 K. Hartman and I. C. Hisatsune, The Kinetics of Formate Ion Pyrolysis in Alkali Halide Matrices, *J. Phys. Chem.*, 1966, **583**, 1281–1287, DOI: [10.1021/j100876a051](https://doi.org/10.1021/j100876a051), (accessed November 27, 2017).
- 49 G. D. Buttress and M. A. Hughes, The Thermal Decomposition of Uranium(IV) and of Uranyl(VI) Formates, *J. Chem. Soc. A*, 1968, 1272–1277, DOI: [10.1039/J19680001272](https://doi.org/10.1039/J19680001272).
- 50 G. D. Buttress and M. A. Hughes, The Thermal Decomposition of Uranyl(VI) Oxalate, *J. Chem. Soc. A*, 1968, 1985–1989, DOI: [10.1039/J19680001985](https://doi.org/10.1039/J19680001985).
- 51 G. D. Buttress and M. A. Hughes, The thermal decomposition of uranyl(VI) oxalate, *J. Chem. Soc. A*, 1968, 1985–1989, DOI: [10.1039/J19680001985](https://doi.org/10.1039/J19680001985).
- 52 S. Shishido and Y. Masuda, The Gaseous Products formed in the Thermal Decompositions of Formates, *Nippon Kagaku Kaishi*, 1973, 185–188, DOI: [10.1246/nikkashi.1973.185](https://doi.org/10.1246/nikkashi.1973.185).
- 53 R. Canning and M. A. Hughes, The thermal decomposition of alkaline earth formates, *Thermochim. Acta*, 1973, **6**, 399–409, DOI: [10.1016/0040-6031\(73\)87006-6](https://doi.org/10.1016/0040-6031(73)87006-6).
- 54 T. Meisel, Z. Halmos, K. Seybold and E. Pungor, The thermal decomposition of alkali metal formates, *J. Therm. Anal.*, 1975, **7**, 73–80, DOI: [10.1007/BF01911627](https://doi.org/10.1007/BF01911627).
- 55 S. Shishido and Y. Masuda, Thermal Decomposition of Alkali Metal Formates, *Nippon Kagaku Kaishi*, 1976, **5**, 325–1675, DOI: [10.1246/nikkashi.1976.66](https://doi.org/10.1246/nikkashi.1976.66).
- 56 Y. Masuda, A. Yahata and H. Ogawa, Thermal Phase Transition of Cesium Formate, *Inorg. Chem.*, 1995, **34**, 3130–3133, DOI: [10.1021/ic00116a002](https://doi.org/10.1021/ic00116a002).
- 57 V. Merz and W. Weith, Ueber synthetische Oxalsäure, *Ber. Dtsch. Chem. Ges.*, 1882, **15**, 1507–1513, DOI: [10.1002/cber.18820150215](https://doi.org/10.1002/cber.18820150215).
- 58 V. Merz, Herstellung von Oxalsäure, *Polytech. J.*, 1882, **245**, 312.
- 59 M. Goldschmidt, Process of making oxalates, US659733A, 1900.
- 60 A. Wiens, Process of making oxalates, US714347A, 1902.
- 61 D. Strauss, Manufacture of oxalates, US1038985A, 1912.
- 62 E. Mewburn, Manufacture of Oxalates and Oxalic acid, GB160747, 1922.
- 63 H. W. Paulus, Method of Converting Formate into Oxalates, US1445163A, 1923.
- 64 W. Wallace, Producing oxalates from formates, US1506872A, 1924.
- 65 P. C. Bredt Otto, Treatment of formates of metals of the alkali-earth group, US1622991A, 1927.
- 66 M. Enderli, Process for the production of caustic potash and oxalic acid, US2002342A, 1935.
- 67 E. Hene, Process for making potassium oxalate, US2004867A, 1935.
- 68 M. Enderli and A. Schrodtt, Process for the preparation of potassium oxalate from potassium formate, US2033097A, 1936.
- 69 L. K. Freidlin, Volumetric Determination of Alkali Metal Carbonates and Oxalates in Mixture with Formates, *Sci. Rep. Moscow Univ.*, 1936, 152–156.
- 70 L. K. Freidlin, A. A. Balandin and A. I. Lebedeva, Thermal decomposition of tallium formate, *Bull. Acad. Sci. USSR, Cl. Sci. Math. Nat., Ser. Chim.*, 1940, **6**, 955–962.
- 71 L. K. Freidlin, On the Production of Oxalic Acid in the USSR, *Prom-st. Org. Khim.*, 1937, **3**, 681–686.
- 72 L. K. Freidlin, Selective effect of different catalysts on converting fusible formates to oxalates, *Zh. Prikl. Khim. (S.-Peterburg, Russ. Fed.)*, 1938, **11**, 975–980.
- 73 A. A. Balandin, L. K. Freidlin and D. N. Vaskevich, Kinetics of thermal decomposition of potassium formate, *Sci. Rep. Moscow State Univ.*, 1936, **6**, 321–345.
- 74 L. K. Freidlin, A. A. Balandin and A. I. Lebedeva, Thermal decomposition of lithium formate, *Russ. Chem. Bull. (Izvestiya Akad. Nauk SSSR)*, 1941, **2**, 261–267.
- 75 L. K. Freidlin and A. I. Lebedeva, Thermal transformation of potassium and sodium formates in presence of alkali hydroxides, *Zh. Prikl. Khim. (S.-Peterburg, Russ. Fed.)*, 1937, **10**, 1086–1094.
- 76 L. K. Freidlin, A. A. Balandin and A. I. Lebedeva, Thermal decomposition of caesium formate, *Russ. Chem. Bull. (Izvestiya Akad. Nauk SSSR)*, 1941, **2**, 255–262.
- 77 A. A. Balandin and L. K. Freidlin, Reaction of sodium formate with sodium hydroxide, *Zh. Obshch. Khim.*, 1935, **6**, 868–872.
- 78 L. K. Freidlin, A. A. Balandin and A. I. Lebedeva, On the capacity of metal formates to be transformed into oxalates, *Russ. Chem. Bull. (Izvestiya Akad. Nauk SSSR)*, 1941, **2**, 268–274.
- 79 L. K. Freidlin, A. A. Balandin and A. I. Lebedeva, Thermal decomposition of rubidium formate, *Russ. Chem. Bull. (Izvestiya Akad. Nauk SSSR)*, 1941, **2**, 247–256.
- 80 D. W. Ovenall and D. H. Whiffen, Electron spin resonance and structure of the co-2 radical ion, *Mol. Phys.*, 1961, **4**, 135–144, DOI: [10.1080/00268976100100181](https://doi.org/10.1080/00268976100100181).
- 81 P. Baraldi, Thermal behaviour of metal carboxylates: Metal formates, *Spectrochim. Acta, Part A*, 1979, **35**, 1003–1007, DOI: [10.1016/0584-8539\(79\)80027-6](https://doi.org/10.1016/0584-8539(79)80027-6).
- 82 A. D. Górski and A. Kraśnicka, Origin of Organic Gaseous Products Formed in the Thermal Decomposition of Formates, *J. Therm. Anal.*, 1987, **32**, 1243–1251, DOI: [10.1007/BF01905178](https://doi.org/10.1007/BF01905178).
- 83 E. Schuler, M. Stoop, N. R. Shiju and G.-J. M. Gruter, Stepping Stones in CO₂ Utilization: Optimizing the Formate to Oxalate Coupling Reaction Using Response Surface Modeling, *ACS Sustainable Chem. Eng.*, 2021, **9**, 14777–14788, DOI: [10.1021/acssuschemeng.1c04539](https://doi.org/10.1021/acssuschemeng.1c04539).
- 84 Y. Masuda, K. Hashimoto and Y. Ito, The thermal phase transformations of lithium, sodium and potassium for-



- mates, *Thermochim. Acta*, 1990, **163**, 271–278, DOI: [10.1016/0040-6031\(90\)80407-P](https://doi.org/10.1016/0040-6031(90)80407-P).
- 85 L. Li, Three-phase fluidized bed double cycle continuous dehydrogenation production of sodium oxalate process and equipment, CN1166482A, 1997.
- 86 A. Li and Y. Li, Process and equipment for manufacturing sodium oxalate by jet-mixing of overheated steam, rapid heating, and continuous dehydrogenation, CN1927805A, 2007.
- 87 A. Li and Y. Li, Method and equipment for producing sodium oxalate by spray dehydrogenation of sodium formate, CN1948260A, 2007.
- 88 A. Li and Y. Li, Technology and equipment for production of sodium oxalate by continuous dehydrogenation, CN101823950A, 2010.
- 89 Y. Yu, B. Chen, W. Qi, X. Li, Y. Shin, C. Lei and J. Liu, Enzymatic conversion of CO₂ to bicarbonate in functionalized mesoporous silica, *Microporous Mesoporous Mater.*, 2012, **153**, 166–170, DOI: [10.1016/j.micromeso.2011.12.005](https://doi.org/10.1016/j.micromeso.2011.12.005).
- 90 Z. Cao and Y. Cao, Production of oxalates, oxalic acid and dihydrogen phosphate salt by dehydrogenation of formate salts, CN101462943A, 2009.
- 91 X. Kuojun, A method for producing sodium oxalate by microwave dehydrogenation, CN1727322A, 2018.
- 92 J. J. Kaczur, P. P. Lakkaraju and R. R. Parajuli, Process for producing oxalic acid, WO2017121887A1, 2017.
- 93 A. Górski and A. Kraśnicka, Origin of organic gaseous products formed in the thermal decomposition of formates, *J. Therm. Anal.*, 1987, **32**, 1243–1251, DOI: [10.1007/BF01905178](https://doi.org/10.1007/BF01905178).
- 94 S. Cannizzaro, Ueber den der Benzoësäure entsprechenden Alkohol, *Justus Liebigs Ann. Chem.*, 1853, **88**, 129–130, DOI: [10.1002/JLAC.18530880114](https://doi.org/10.1002/JLAC.18530880114).
- 95 V. E. Tishchenko, *J. Russ. Phys. – Chem. Soc.*, 1906, **38**, 355.
- 96 F. Weigel, N. Ter Meer and H. E. mult Wiberg, Der thermische Abbau von Americium(III)-oxalat, -formiat und -carbonat Thermal Decomposition of Americium(III)-oxalate, -formiate, and -carbonate, *Z. Naturforsch.*, 1971, **26**, 504–512 https://znf.mpg.de/data/Reihe_B/26/ZNB-1971-26b-0504.pdf, (accessed November 29, 2017).
- 97 E. L. Head and C. E. Holley, The thermal decomposition of scandium formate and Oxalate, *Nucl. Chem.*, 1964, **26**, 525–530 https://ac.els-cdn.com/0022190264802840/1-s2.0-0022190264802840-main.pdf?_tid=b010381e-d511-11e7-92b6-00000aacb35f&acdnat=1511965940_3093db866e356f4b857ce226ce1883a4, (accessed November 29, 2017).
- 98 D. Shyamala, Thermal decomposition of europium formate and oxalate, *Thermochim. Acta*, 1982, **56**, 135–146 https://ac.els-cdn.com/0040603182851344/1-s2.0-0040603182851344-main.pdf?_tid=2f15ee00-d509-11e7-86b5-00000aacb35f&acdnat=1511962288_37812bd8046f8430e2111ae99b73937c, (accessed November 29, 2017).
- 99 E. Schuler, A. Perez de Alba Ortiz, B. Ensing, N. R. Shiju and G.-J. M. Gruter, Understanding a key step in CO₂ to polymers: The role of alkali hydroxides in formate coupling reactions, *J. Am. Chem. Soc.*, 2022.
- 100 M. C. O. Monteiro, F. Dattila, B. Hagedoorn, R. García-Muelas, N. López and M. T. M. Koper, Absence of CO₂ electroreduction on copper, gold and silver electrodes without metal cations in solution, *Nat. Catal.*, 2021, **4**, 654–662, DOI: [10.1038/s41929-021-00655-5](https://doi.org/10.1038/s41929-021-00655-5).
- 101 H. Oehme, Verfahren zur Gewinnung von Oxalsäure, DE414376, 1925, https://translationportal.epo.org/emtp/translate?ACTION=description-retrieval&COUNTRY=DE&ENGINE=google&FORMAT=docdb&KIND=C&LOCALE=en_EP&NUMBER=414376&OPS=ops.epo.org%2F3.2&SRCLANG=de&TRGLANG=en&apikey=TSMqTfrVAvNtryG18Qlfbzj8DnAGlqj&PDF=vGcgfViHwGj2iP3zpT, (accessed April 18, 2018).
- 102 A. Banerjee and M. W. Kanan, Carbonate-Promoted Hydrogenation of Carbon Dioxide to Multicarbon Carboxylates, *ACS Cent. Sci.*, 2018, **4**, 606–613, DOI: [10.1021/acscentsci.8b00108](https://doi.org/10.1021/acscentsci.8b00108).
- 103 L. K. Freidlin and A. I. Lebedeva, Interaction of sodium amide with formates, *Dokl. Akad. Nauk SSSR*, 1938, **19**, 701–705.
- 104 L. K. Freidlin, Selective action of the catalysts on the transformation of fusible formates to oxalates, *Zh. Prikl. Khim. (S.-Peterburg, Russ. Fed.)*, 1938, **11**, 975–980 (in French 980).
- 105 L. K. Freidlin, The kinetics of the thermal decomposition of potassium formate in the presence of alkali metals, *Zh. Obshch. Khim.*, 1937, **7**, 1675–1682.
- 106 H. W. Paulus, Method of converting formates into oxalates, US1445163A, 1923.
- 107 H. W. Paulus, Apparatus for converting formates into oxalates, US1445162A, 1923.
- 108 O. P. C. Bredt, Treatments of formates of metals of the alkali-earth group, US1622991A, 1927.
- 109 J. Wimmer, Verfahren zur Darstellung von Oxalsäure, DE588159, 1933, https://translationportal.epo.org/emtp/translate?ACTION=description-retrieval&COUNTRY=DE&ENGINE=google&FORMAT=docdb&KIND=C&LOCALE=en_EP&NUMBER=561180&OPS=ops.epo.org%2F3.2&SRCLANG=de&TRGLANG=en&apikey=TSMqTfrVAvNtryG18Qlfbzj8DnAGlqj&PDF=vGcgfViHwGj2iP3zpT, (accessed April 18, 2018).
- 110 Z. Cao and Y. Cao, Apparatus for continuous dehydrogenation of formate for combined production of oxalate, oxalic acid and dihydrogen phosphate, CN201343509Y, 2009.
- 111 Z. Xu, X. Cheng and W. Xia, Method and apparatus for production of sodium oxalate by double-fluid spraying and continuous dehydrogenation, CN102391099A, 2012.
- 112 H. Jiang, D. Li, Z. Jiang, D. Wang, Z. Ban and B. Zhang, Chemical industrial reaction system for producing oxalic acid diester and oxalic acid as main products from sodium formate, CN102659556A, 2012.
- 113 A. Li, C. Liu and Q. Li, Preparation of sodium oxalate by continuous dehydrogenation of sodium formate using dehydrogenation surplus heat, CN101077855A, 2007.
- 114 X. Yu, Preparation of sodium oxalate by liquid-spraying sodium formate dehydrogenation and equipment applied thereof, CN1502599A, 2004.



- 115 R. Sabbah, J. Haladjian and P. Bianco, Oxalate des formates de sodium et de potassium, *Bull. Soc. Chim. Fr.*, 1969, 7, 2304.
- 116 M. I. Diaz-Guemes, A. S. Bhatti and D. Dollimore, The thermal decomposition of oxalates, *Thermochim. Acta*, 1987, **111**, 275–282, DOI: [10.1016/0040-6031\(87\)88054-1](https://doi.org/10.1016/0040-6031(87)88054-1).
- 117 E. Schuler, M. Morana, N. R. Shiju and G. M. Gruter, A New way to make Oxalate from CO₂, *Sustain. Chem. Clim. Action*, 2022, **1**, 100001.
- 118 M. Goldschmidt, *Process of making oxalates*, US659733A, 1900.
- 119 H. Hoff, Caustic potash and oxalic acid, FR759216, 1934.
- 120 L. W. Andrews, Process for manufacturing oxalates, US1281117A, p. 1918.
- 121 A. Hempel, Process of making oxalates, US1070806A, p. 1913.
- 122 J. Weise, F. Rieche and A. Barth, Process of making formates, US820159A, p. 1906.
- 123 H. W. Paulus, Manufacture of Oxalate, US1420213A, p. 1922.
- 124 D. W. Ovenall and D. H. Whiffen, Electron spin resonance and structure of the CO₂ radical ion, *Mol. Phys.*, 1961, **4**, 135–144, DOI: [10.1080/00268976100100181](https://doi.org/10.1080/00268976100100181).
- 125 J. S. Jestilä, J. K. Denton, E. H. Perez, T. Khuu, E. Aprà, S. S. Xantheas, M. A. Johnson and E. Uggerud, Characterization of the alkali metal oxalates (MC₂O₄[−]) and their formation by CO₂ reduction via the alkali metal carbonites (MCO₂[−]), *Phys. Chem. Chem. Phys.*, 2020, **22**, 7460–7473, DOI: [10.1039/D0CP00547A](https://doi.org/10.1039/D0CP00547A).
- 126 S. Takagi, Study on the formation of Sodium Oxalate and Carbonate by the Pyrolysis of Sodium Formate and its Mechanism. I, *Nippon Kagaku Kaishi*, 1939, **60**, 625–631, DOI: [10.1246/nikkashi1921.60.625](https://doi.org/10.1246/nikkashi1921.60.625).
- 127 B. Andresen, Synthesis of Sodium Formate ¹³C Oxalic Acid-¹³C₂, *J. Org. Chem.*, 1977, **42**, 2790.
- 128 A. Paparo and J. Okuda, Carbonite, the dianion of carbon dioxide and its metal complexes, *J. Organomet. Chem.*, 2018, **869**, 270–274, DOI: [10.1016/j.jorganchem.2017.10.005](https://doi.org/10.1016/j.jorganchem.2017.10.005).
- 129 R. E. Bellis and S. Clough, An electron spin resonance study of a free radical reaction in crystals of sodium formate, *Mol. Phys.*, 1965, **10**, 33–39, DOI: [10.1080/00268976600100051](https://doi.org/10.1080/00268976600100051).
- 130 G. W. Chantry and D. H. Whiffen, Electronic absorption spectra of CO₂-trapped in γ-irradiated crystalline sodium formate, *Mol. Phys.*, 1962, **5**, 189–194, DOI: [10.1080/00268976200100191](https://doi.org/10.1080/00268976200100191).
- 131 P. W. Atkins, N. Keen and M. C. R. Symons, 561. Oxides and oxyions of the non-metals. Part II. CO₂? and NO₂, *J. Chem. Soc.*, 1962, 2873, DOI: [10.1039/jr9620002873](https://doi.org/10.1039/jr9620002873).
- 132 E. S. Lewis and M. C. R. Symons, Mechanisms for carbon-hydrogen bond breakage, *Q. Rev., Chem. Soc.*, 1958, **12**, 230–249, DOI: [10.1039/QR9581200230](https://doi.org/10.1039/QR9581200230).
- 133 M. C. R. Symons, 48. Unstable intermediates. Part III. Proton interaction in aliphatic free radicals, *J. Chem. Soc.*, 1959, 277, DOI: [10.1039/jr9590000277](https://doi.org/10.1039/jr9590000277).
- 134 J. A. Brivati, N. Keen and M. C. R. Symons, 44. Unstable intermediates. Part XIV. The formyl radical, *J. Chem. Soc.*, 1962, 237, DOI: [10.1039/jr9620000237](https://doi.org/10.1039/jr9620000237).
- 135 D. W. Ovenall and D. H. Whiffen, Electron spin resonance and structure of the CO₂[−] radical ion, *Mol. Phys.*, 1961, **4**, 135–144, DOI: [10.1080/00268976100100181](https://doi.org/10.1080/00268976100100181).
- 136 G. Darzens and M. Meyer, Methnaol de Cannizzaro, *C. R. Hebd. Seances Acad. Sci.*, 1953, 1496.
- 137 I. Lin and A. R. Day, A Study of the Mixed Tischtschenko Reaction, *J. Am. Chem. Soc.*, 1952, **74**, 5133–5135, DOI: [10.1021/ja01140a041](https://doi.org/10.1021/ja01140a041).
- 138 M. Paskevicius, L. H. Jepsen, P. Schouwink, R. Černý, D. B. Ravensbæk, Y. Filinchuk, M. Dornheim, F. Besenbacher and T. R. Jensen, Metal borohydrides and derivatives-synthesis, structure and properties, *Chem. Soc. Rev.*, 2017, **46**, 1565–1634, DOI: [10.1039/c6cs00705h](https://doi.org/10.1039/c6cs00705h).
- 139 H. C. Brown, E. J. Mead and B. C. S. Rao, A Study of Solvents for Sodium Borohydride and the Effect of Solvent and the Metal Ion on Borohydride Reductions, *J. Am. Chem. Soc.*, 1955, **77**, 6209–6213, DOI: [10.1021/ja01628a044](https://doi.org/10.1021/ja01628a044).
- 140 M. Paskevicius, M. B. Ley, D. A. Sheppard, T. R. Jensen and C. E. Buckley, Eutectic melting in metal borohydrides, *Phys. Chem. Chem. Phys.*, 2013, **15**, 19774–19789, DOI: [10.1039/c3cp53920b](https://doi.org/10.1039/c3cp53920b).
- 141 L. Lombardo, H. Yang and A. Züttel, Study of borohydride ionic liquids as hydrogen storage materials, *J. Energy Chem.*, 2019, **33**, 17–21, DOI: [10.1016/j.jechem.2018.08.011](https://doi.org/10.1016/j.jechem.2018.08.011).
- 142 C. W. Duan, L. X. Hu and J. L. Ma, Ionic liquids as an efficient medium for the mechanochemical synthesis of α-AlH₃ nano-composites, *J. Mater. Chem. A*, 2018, **6**, 6309–6318, DOI: [10.1039/C8TA00533H](https://doi.org/10.1039/C8TA00533H).
- 143 T. Biedroń and P. Kubisa, Imidazolium ionic liquids with short polyoxyethylene chains, *J. Polym. Sci., Part A: Polym. Chem.*, 2008, **46**, 6961–6968, DOI: [10.1002/pola.23005](https://doi.org/10.1002/pola.23005).
- 144 E. Amigues, C. Hardacre, G. Keane, M. Migaud and M. O'Neill, Ionic liquids – Media for unique phosphorus chemistry, *Chem. Commun.*, 2006, 72–74, DOI: [10.1039/b509248e](https://doi.org/10.1039/b509248e).
- 145 H. Fu, Y. Wu, J. Chen, X. Wang, J. Zheng and X. Li, Promoted hydrogen release from alkali metal borohydrides in ionic liquids, *Inorg. Chem. Front.*, 2016, **3**, 1137–1145, DOI: [10.1039/c6qi00167j](https://doi.org/10.1039/c6qi00167j).
- 146 G. R. M. Dowson, I. Dimitriou, R. E. Owen, D. G. Reed, R. W. K. Allen and P. Styring, Kinetic and economic analysis of reactive capture of dilute carbon dioxide with Grignard reagents, *Faraday Discuss.*, 2015, **183**, 47–65, DOI: [10.1039/C5FD00049A](https://doi.org/10.1039/C5FD00049A).
- 147 V. Grignard, *Sur les combinaisons organomagnésiennes mixtes*, PhD thesis, Université de Lyon, 1901.
- 148 A. S. Kiselyov and L. Streckowski, The trifluoromethyl group in organic synthesis. A review, *Org. Prep. Proced. Int.*, 1996, **283**, 289–318, DOI: [10.1080/00304949609356536](https://doi.org/10.1080/00304949609356536).
- 149 A. M. Bahmanpour, A. Hoadley, S. H. Mushrif and A. Tanksale, Hydrogenation of Carbon Monoxide into



- Formaldehyde in Liquid Media, *ACS Sustainable Chem. Eng.*, 2016, **4**, 3970–3977, DOI: [10.1021/acssuschemeng.6b00837](https://doi.org/10.1021/acssuschemeng.6b00837).
- 150 G. J. Millar and M. Collins, Industrial Production of Formaldehyde Using Polycrystalline Silver Catalyst, *Ind. Eng. Chem. Res.*, 2017, **56**, 9247–9265, DOI: [10.1021/acs.iecr.7b02388](https://doi.org/10.1021/acs.iecr.7b02388).
- 151 A. Saravanan, P. Senthil kumar, D.-V. N. Vo, S. Jeevanantham, V. Bhuvanewari, V. Anantha Narayanan, P. R. Yaashikaa, S. Swetha and B. Reshma, A comprehensive review on different approaches for CO₂ utilization and conversion pathways, *Chem. Eng. Sci.*, 2021, **236**, 116515, DOI: [10.1016/j.ces.2021.116515](https://doi.org/10.1016/j.ces.2021.116515).
- 152 A. J. L. Cooper, J. Z. Ginos and A. Meister, Synthesis and Properties of the α -Keto Acids, *Chem. Rev.*, 1983, **83**, 321–358, DOI: [10.1021/cr00055a004](https://doi.org/10.1021/cr00055a004).
- 153 Y. Song, J. Li, H. d. Shin, L. Liu, G. Du and J. Chen, Biotechnological production of alpha-keto acids: Current status and perspectives, *Bioresour. Technol.*, 2016, **219**, 716–724, DOI: [10.1016/j.biortech.2016.08.015](https://doi.org/10.1016/j.biortech.2016.08.015).
- 154 S. Kobayashi, T. Yokoyama, K. Kawabe and T. Saegusa, Deoxy-polymerization of phenylglyoxylic acid using a cyclic phosphite as deoxygenating agent a new synthesis of poly(α -ester), *Polym. Bull.*, 1980, **3**, 585–591, DOI: [10.1007/BF01135327](https://doi.org/10.1007/BF01135327).
- 155 M. T. Xiao, Y. Y. Huang, X. A. Shi and Y. H. Guo, Bioreduction of phenylglyoxylic acid to R(-)-mandelic acid by *Saccharomyces cerevisiae* FD11b, *Enzyme Microb. Technol.*, 2005, **37**, 589–596, DOI: [10.1016/j.enzmictec.2005.02.018](https://doi.org/10.1016/j.enzmictec.2005.02.018).
- 156 M. Shiri, M. M. Heravi and B. Soleymanifard, Arylidene pyruvic acids (APAs) in the synthesis of organic compounds, *Tetrahedron*, 2012, **68**, 6593–6650, DOI: [10.1016/j.tet.2012.05.009](https://doi.org/10.1016/j.tet.2012.05.009).
- 157 T. Werner and J. Koch, Sodium hydride catalyzed Tishchenko reaction, *Eur. J. Org. Chem.*, 2010, 6904–6907, DOI: [10.1002/ejoc.201001294](https://doi.org/10.1002/ejoc.201001294).

