

# Soft Matter

Accepted Manuscript



This is an *Accepted Manuscript*, which has been through the Royal Society of Chemistry peer review process and has been accepted for publication.

*Accepted Manuscripts* are published online shortly after acceptance, before technical editing, formatting and proof reading. Using this free service, authors can make their results available to the community, in citable form, before we publish the edited article. We will replace this *Accepted Manuscript* with the edited and formatted *Advance Article* as soon as it is available.

You can find more information about *Accepted Manuscripts* in the [Information for Authors](#).

Please note that technical editing may introduce minor changes to the text and/or graphics, which may alter content. The journal's standard [Terms & Conditions](#) and the [Ethical guidelines](#) still apply. In no event shall the Royal Society of Chemistry be held responsible for any errors or omissions in this *Accepted Manuscript* or any consequences arising from the use of any information it contains.

# Celebrating *Soft Matter*'s 10th Anniversary: Influencing the charge of poly(methyl methacrylate) latexes in nonpolar solvents

Gregory N. Smith,<sup>a,b</sup> James E. Hallett,<sup>c</sup> and Julian Eastoe<sup>\*a</sup>

Received Xth XXXXXXXXXXXX 20XX, Accepted Xth XXXXXXXXXXXX 20XX

First published on the web Xth XXXXXXXXXXXX 200X

DOI: 10.1039/b000000x

Sterically-stabilized poly(methyl methacrylate) (PMMA) latexes dispersed in nonpolar solvents are a classic, well-studied system in colloid science. This is because they can easily be synthesized with a narrow size distribution and because they interact essentially as hard spheres. These PMMA latexes can be charged using several methods (by adding surfactants, incorporating ionizable groups, or dispersing in autoionizable solvents), and due to the low relative permittivity of the solvents ( $\epsilon_r \approx 2$  for alkanes to  $\epsilon_r \approx 8$  for halogenated solvents), the charges have long-range interactions. The number of studies of these PMMA particles as charged species has increased over the past ten years, after few studies immediately following their discovery. A large number of variations in both the physical and chemical properties of the system (size, concentration, surfactant type, or solvent, as a few examples) have been studied by many groups. By considering the literature on these particles as a whole, it is possible to determine the variables that have an effect on the charge of particles. An understanding of the process of charge formation will add to understanding how to control charge in nonaqueous solvents as well as make it possible to develop improved technologically relevant applications for charged polymer nanoparticles.

## 1 Introduction

Ten years have passed since Hsu, Dufresne, and Weitz published the paper “Charge Stabilization in Nonpolar Solvents,” and this article helped revive interest in surfactant-induced charging of colloids in nonpolar solvents.<sup>1</sup> The results showed the importance and tunability of charge on dispersions of model colloids and suggested that this phenomenon would be useful in industrial colloid science. The formation and application of charges in nonpolar solvents generally have been discussed in several interesting reviews: by Novotny in 1987,<sup>2</sup> by Morrison in 1993,<sup>3</sup> and by Smith and Eastoe in 2013.<sup>4</sup>

The charge of many types of colloids in low dielectric media has been reported. In addition to polymer nanoparticles, carbon black,<sup>5,6</sup> mineral oxides,<sup>7,8</sup> pigments,<sup>9–11</sup> and aerosols<sup>12</sup> have all been studied. In this article, the focus is a specific system of charged colloids: polymer brush stabilized poly(methyl methacrylate) (PMMA) latexes, where typically poly(12-hydroxystearic acid) (PHSA) is used as the steric stabilizer. By studying a specific system of colloids in detail, a better understanding of charged colloids in nonpolar solvents generally can be obtained. These latexes represent an excellent model system because their synthesis results in colloids


with a very low size distribution that act essentially as hard spheres.<sup>13,14</sup> The particles are commonly dispersed in nonpolar solvents with low relative permittivities ( $\epsilon_r \approx 2$ ), such as dodecane or hexadecane. This reduces the dispersion attraction between colloids but can enhance the effect of charge. Charges are difficult to stabilize in nonpolar solvents; for example, AOT has a dissociation constant in alkanes of  $10^{-5}$ .<sup>1,15</sup> Also, interactions are long-range; this can be encapsulated by considering the Bjerrum length ( $\lambda_B = e^2/4\pi\epsilon_0\epsilon_r k_B T$ ;  $\epsilon_0$  is the vacuum permittivity and  $k_B T$  is the thermal energy),<sup>16</sup> which is the separation between two point charges where the electrostatic interaction is equal to the thermal energy. For nonpolar solvents,  $\lambda_B = 28$  nm, and for water,  $\lambda_B < 1$  nm. When species are charged, the interaction potentials can be as great as in water for charge numbers that are orders of magnitude lower.<sup>1</sup> Figure 1 shows an example of the dramatic effect of charge formation in nonpolar solvents from Hsu, Dufresne, and Weitz's 2005 paper. The addition of the anionic, double-tailed surfactant Aerosol OT (AOT) to a dispersion of PMMA latexes results in particles that are further separated and more ordered.<sup>1</sup>

Although PMMA latexes are primarily sterically stabilized, they may also possess a surface charge, as observed by several groups.<sup>17–20</sup> The number of charges on PMMA particles in alkane solvents is typically very low ( $Z \lesssim 20e$ ). While seemingly a small number of charges, due to the low relative permittivity of the solvent and weak screening, the residual charge can influence the interparticle interactions; for

<sup>a</sup> School of Chemistry, University of Bristol, Cantock's Close, Bristol, BS8 1TS, UK. E-mail: [Julian.Eastoe@bristol.ac.uk](mailto:Julian.Eastoe@bristol.ac.uk)

<sup>b</sup> Current address: Department of Chemistry, University of Sheffield, Brook Hill, Sheffield, South Yorkshire, S3 7HF, UK.

<sup>c</sup> H. H. Wills Physics Laboratory, University of Bristol, BS8 1TL, UK.

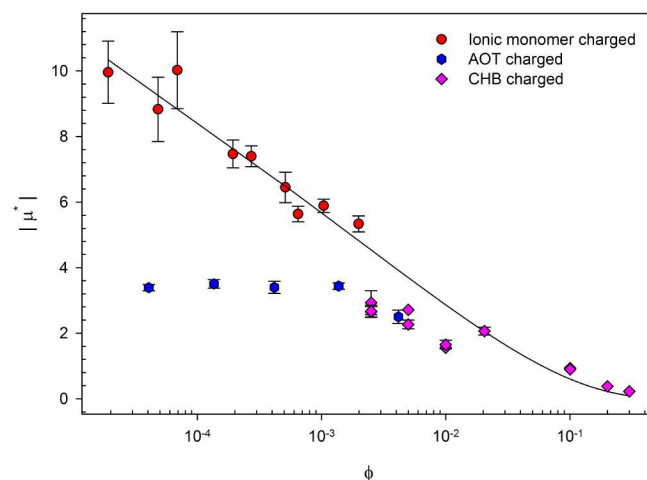


**Fig. 1** Charge stabilization of a nonpolar suspension of PMMA latexes in dodecane. The images are optical micrographs of PMMA latexes in pure dodecane (a) and a 12 mM solution of AOT in dodecane (b). The field of view is  $135 \times 108 \mu\text{m}^2$ . Reprinted with permission from Hsu *et al.*<sup>1</sup> Copyright 2005 American Chemical Society.

example, crystallization phase behavior is shifted by even one electron per sphere.<sup>17</sup> Avoiding the presence of water, known to influence the charge of inorganic colloids in non-polar solvents,<sup>21,22</sup> is crucial to understanding how to control the charge of PMMA latexes. Greater charges can be introduced using several methods. Kitahara *et al.* produced the first academic report of surfactant-charged polymer latexes in 1981, using salts of alkylammonium and dioctylsulfosuccinate surfactants to charge lauryl methacrylate-stabilized PMMA dispersions.<sup>23</sup> Despite the development of PHSA-stabilized PMMA particles in collaboration with ICI and the University of Bristol in the 1970s and 1980s,<sup>24,25</sup> there were no reports of surfactant-charged PHSA-stabilized PMMA latexes until decades later.<sup>26–28</sup> In addition to using surfactants, there are other methods of producing charged polymer colloids in non-polar solvents. Polymerizable ionic monomers or salts can be added during the particle synthesis, introducing a dissociable group into the colloids.<sup>29,30</sup> Latexes in density-matched solvent mixtures including brominated solvents can also be charged by solvent decomposition.<sup>31–34</sup>

The nature of the formation of charges is different for these three methods. The reduced mobilities ( $\mu^* = \mu/\mu_0$  where  $\mu_0 = e/6\pi\eta\lambda_B$ ;  $\eta$  is the viscosity of the fluid) for three systems of charged PMMA latexes as a function of volume fraction ( $\phi$ ) are shown in Figure 2. There are two systems containing background electrolyte. The results from these are similar; the mobility tends to a plateau at low  $\phi$ . Vissers *et al.* studied dyed latexes in a mixed solvent of *cis*-decalin and cyclohexyl bromide (CHB),<sup>35</sup> Smith *et al.* studied AOT charged latexes in dodecane.<sup>36</sup> On the other hand, the results from particles with no background electrolyte are very different. Gillespie *et al.* studied ionic monomer charged latexes in dodecane, and  $\mu^*$  continues to increase as  $\phi$  is decreased.<sup>37</sup> As can be clearly seen, the three charging methods are not equivalent.

In this review, the effects of varying either physical or



**Fig. 2** Reduced mobility ( $\mu^* = \mu/\mu_0$ ) for three systems of charged PMMA latexes as a function of volume fraction ( $\phi$ ). Gillespie *et al.* studied ionic monomer charged latexes,<sup>37</sup> Smith *et al.* studied surfactant (AOT) charged latexes,<sup>36</sup> and Vissers *et al.* studied solvent (cyclohexyl bromide, CHB) charged latexes.<sup>35</sup> The line is Ohshima's prediction of the electrophoretic mobility in a salt-free medium.<sup>38</sup> The results show that the mobility of latexes depends on the method used to charge the particles.

chemical properties on the electrophoretic mobility and surface potential of charged, sterically-stabilized PMMA latexes are considered. Physical variations include volume fraction, size, and ion screening; chemical variations include solvent, surfactant type, and fluorescent dye, as a few examples. The effect of varying parameters (such as adding surfactant and changing the charging method) can clearly be seen in Figures 1 and 2. Many groups have studied these particles using different methods and charging agents, and therefore, it is only possible to determine the correlations between variables and particle charge by considering the literature as a whole. By analyzing all the variations studied so far in the literature, those that do or do not have an influence on the charge of particles can be identified.

## 2 Physical variations

Physical variations involve changes that control the interactions between particles. These include the concentration of particles, their size, and the amount of ion screening (controlled by the concentration of surfactants or other salts). The effects of varying these will be discussed in relation to charged colloids in water, to show the differences between these extreme solvents. Due to the much lower relative permittivity of nonpolar solvents compared to water, the double layers will be

thicker and charge interactions will be more long ranged.

## 2.1 Particle volume fraction

In most dilute suspensions of colloids in water, the electrophoretic mobility and  $\zeta$  potential are usually independent of particle concentration, although unusual volume fraction-dependent electrophoretic mobilities of sulfate-terminated polystyrene particles have been observed in highly deionized aqueous suspensions.<sup>39–42</sup> The large relative permittivity ( $\epsilon_r = 80.1$  at 293 K)<sup>43</sup> and high solubility of many electrolytes results in a very short screening length,<sup>44</sup> typically a few nanometers. For micrometer-sized particles, this typically results in a  $\kappa a \gg 1$ ; the same particles in nonpolar solvents usually have a  $\kappa a \leq 1$ . For large  $\kappa a$ , all particles and their associated double layers essentially do not interact with each other except at very high volume fractions, so the charge contributions are essentially the same at all volume fractions. Ohshima determined a general expression for how the electrophoretic mobility varies as a function of both  $\kappa a$  and  $\phi$ .<sup>45</sup> For lower values of  $\kappa a$ , the mobility deviates from infinite dilution at much lower volume fractions than for higher values. The reduced mobilities for three systems of charged colloids in nonpolar solvents are shown in Figure 2. At low volume fractions, the two systems containing electrolyte (AOT and CHB charged latexes) approach a  $\phi$ -independent mobility.

There are several mechanisms that can result in a decrease in electrophoretic mobility at high volume fraction. These can be divided into entropic, hydrodynamic and electrostatic. The entropic argument can simply be reduced to, as the volume fraction increases, the charging equilibrium is different. For example, the adsorption of the charging agent, such as AOT, per particle reaches a plateau value at large charging agent concentrations.<sup>46</sup> At high volume fractions there are fewer charge additives per particle and eventually each particle is no longer saturated with charge additive.<sup>15,47</sup> Another entropic charging argument is that, if the dissociation of surface groups is at equilibrium with the solvent ion content, then an increase in volume fraction will favor association of some of these surface groups to maintain the counterion concentration.<sup>48</sup>

Different theoretical descriptions have been put forward to consider these surface charge equilibria and how they relate to the surface potential and particle charge. For example, it is often assumed that particle surface charge density is constant, which would yield a particle charge that increases with the square of the particle radius. However, instead a linear relationship is often observed. Strubbe *et al.* studied the charging mechanism in a system with an excess of chargeable sites, a charge neutral particle placed in a solvent where an electrolyte ion has a greater affinity for the particle surface or where a charged surface group has a higher solubility in the solvent. By considering the preferential dissociation or adsorption of

electrolyte or surface ions, a linear relationship between particle size and particle charge could be obtained.<sup>49</sup> The surface potential was found to increase with the number of surface charging sites and ion concentration up to a saturation point. Furthermore, this model resulted in a surface potential independent of particle size, provided the particle had a sufficiently large number of chargeable sites. Roberts *et al.* found a form of this model to be a good description for the electrophoretic charge (measured through  $\zeta$  potential and conductivity measurements) of PMMA charged with different surfactants as a function of surfactant concentration.<sup>15</sup>

Hydrodynamic arguments are related to the physical interactions between particles and the resulting flow as they become more crowded,<sup>50</sup> or through Poiseuille flow, where flow of the solvent alters the particle mobility across a cell.<sup>35</sup> However, provided these hydrodynamic contributions are accounted for by considering relative velocity or a change in viscosity, the reduced electrophoretic mobility should be unchanged from the static case. Finally, the electrostatic mechanism for electrophoretic mobility reduction is related to the interactions between particle double layers and the changing electrolyte content. The Holm group showed through both experiments and simulations that increasing the volume fraction is analogous to increasing the salt concentration (alternatively, increasing  $\kappa_{\text{eff}} a$  of the system), as a constant number of dissociated surface counterions must occupy a smaller volume available for each particle.<sup>42,51</sup> Increasing  $\kappa_{\text{eff}} a$  (for  $\kappa a < 3$ , typical for nonpolar solvents) at a fixed surface potential results in a decrease in electrophoretic mobility in the O'Brien and White description (who derived full numerical solutions to the linearized Poisson–Boltzmann and Navier–Stokes equations to produce accurate *dilute*  $\zeta$  potential values up to 250 mV as a function of  $\kappa a$ );<sup>52</sup> the effect may be less pronounced if the number of charges on the particle also decreases with increased volume fraction. In an infinitely dilute system, the counterion charge density (and so, the electrical potential) tends toward zero at long distances. In a dilute system, this is essentially the case for all particles. However, as the particle volume fraction increases beyond a critical value, neighboring potential tails begin to overlap, increasing the mid-plane potential. There are various potential arguments used in the literature (encapsulated by the boundary conditions at the particle surface and at long distances<sup>53</sup>), but in essence the effective potential distribution around the particle is modified by the overlapping potential from neighboring particles, which manifests in a change in electrophoretic mobility.<sup>41,54,55</sup> There is a considerable body of work devoted to consolidating the effective interactions or mobilities measured in non-dilute systems with quite diverse theoretical descriptions.<sup>56–61</sup> As previously mentioned, Roberts *et al.* used a variation of the model proposed by Strubbe *et al.* and applied it specifically to the problem of AOT particle charge.<sup>15,49</sup> Cao

*et al.* used a modified form of the model proposed by Roberts *et al.* (intended to describe the charge of the AOT-PMMA system in dodecane), specifically including the contribution of volume fraction and radius, to describe the influence of AOT on the charge of colloidal titania and polystyrene in dodecane with a more comprehensive sweep of parameters.<sup>47</sup> Their data broadly reproduced trends predicted by the model (although not for a PMMA system): that surface potential would increase with the number of micelles per particle until a saturation point, at which point it would gradually decay (for a fixed volume fraction) and that surface potential would display a constant value below a critical volume fraction and radius, that increased with a higher number of micelles per particle, above which it would decrease. Kanai *et al.* studied the structure of the AOT-charged PMMA particles at high volume fractions in a density and refractive-index matched mixture of *cis*-decalin and tetrachloroethylene.<sup>48</sup> At low concentrations (1 mM), confocal microscopy measurements of the radial distribution function were consistent with a charge-stabilized fluid. At higher AOT concentrations, they observed the formation of charge-stabilized Wigner crystals, with the formation of a body-centered cubic (BCC) phase. At even higher AOT concentrations a face-centered cubic (FCC) structure was present. At the highest AOT concentrations ( $\sim 200$  mM), they observed reentrant melting to a fluid phase as the screening length was significantly reduced, and the radial distribution function was essentially the same as at 1 mM AOT. The positions of the phase boundaries showed some dependence on PMMA particle size. To explain this unusual behavior, they constructed a Poisson–Boltzmann (PB) cell model where they define the surface charge as a function of the ratio of chargeable surface sites and surface and bulk micellar equilibrium constants. By solving the PB equation in a spherical Wigner-cell,<sup>57</sup> they obtained values for the surface charge and potential, Donnan potential, and far field background charge density. They used this information to map the colloidal dispersion onto a one-component plasma (OCP) of  $n$  point particles of charge  $Z_{\text{OCP}}$ , maintaining electroneutrality with the background charge density. The OCP crystallizes for Coulombic coupling parameter  $\Gamma > 106$ ; therefore, the phase boundary for crystallization and reentrant melting was determined to be at this point. By solving the PB equation for the different volume fractions and AOT concentrations used experimentally, the OCP  $\Gamma$  could be determined for each state point. Remarkably, the phase boundaries measured experimentally for both crystallization and reentrant melting were in close agreement with the model description, despite its simplicity (although the BCC-FCC transition was not predicted). In aqueous systems, Makino and Ohshima<sup>62</sup> analyzed data by Agnihotri *et al.*<sup>63</sup> of the  $\zeta$  potential of gold nanoparticles of different sizes. Based on the observation that  $\zeta$  potential changes with electrolyte concentration, so is an ill-defined parameter

to describe a colloidal system, they developed an analytical method to relate electrophoretic mobility to particle surface charge density. They found that although the  $\zeta$  potential of the different gold systems changed with electrolyte concentration, the surface charge density was reasonably constant and variations were attributed to electrolyte ion adsorption.

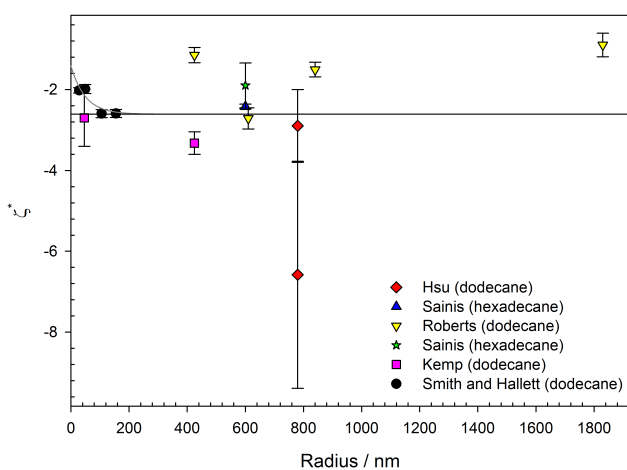
For ionic monomer charged particles, which do not contain any electrolyte, the mobility continues to increase as the volume fraction is decreased ( $\mu^* \propto \ln(1/\phi)$ ).<sup>38,64</sup> Gillespie *et al.* attributed this volume fraction dependence to counterion condensation at higher volume fractions, due to the balance of configurational entropy of the counterions and the electrostatic interactions.<sup>37</sup> At even lower volume fractions, a limit should be reached where the potential and mobility depend solely on the bare surface charge rather than the effective surface charge (reduced due to counterion condensation).<sup>38,64,65</sup> In these ionic monomer charged latexes in nonpolar solvents, the bare charged limit has yet to be reached.

## 2.2 Particle size

In water (particularly aqueous electrolyte solutions), changing the size of colloids will not influence the magnitude of the  $\zeta$  potential, as long as the particles have homogenous charge densities. For extreme  $\kappa a$ , there are approximations to determine the  $\zeta$  potential from measurements of the electrophoretic mobility. For  $\kappa a \gg 1$  (thin double layers), the Helmholtz–Smoluchowski equation is applicable, and this is generally the case in aqueous electrolyte solutions. For  $\kappa a < 1$  (thick double layers), the Hückel–Onsager equation is applicable.<sup>66</sup> In either of these extremes, the  $\zeta$  potential should be independent of size. However, for PMMA latexes charged by AOT, for example,  $\kappa a \approx 1$ ,<sup>1,19,46,67</sup> and neither of these approximations is appropriate. Therefore, the size of the particles needs to be considered.

It is not immediately obvious why changing the size of PMMA particles charged by AOT should result in different surface potentials. For particle diameters in excess of 300 nm, the surface potential is apparently the same regardless of particle size, shown in Figure 3. There is some variation in the magnitude of the surface potential as a function of size, ranging from  $\zeta^* \approx -1$  to  $-6$ , but this is not systematic. ( $\zeta^*$  is the reduced  $\zeta$  potential,  $e\zeta/k_B T$ .) The average surface potential shown in Figure 3 taken from the literature is  $\zeta^* = -2.6$ . Although there is no apparent correlation between particle size and potential, some recent measurements on small particles suggest that for particles smaller than 300 nm, the surface potential is lower (Figure 3). Although the parameter  $\kappa a$  is taken into account when calculating the particle charge from electrophoretic mobility or interaction measurements, differently sized PMMA are not strictly chemically identical. The main difference is that there are differences in composition

between differently sized PMMA latexes; there is more stabilizer in smaller particles. Approximately 25% of total reaction weight for particles of diameter smaller than 100 nm is stabilizer, compared to 5% for larger particles, due to the larger total surface area of the synthesized particles. Whether AOT has an affinity for particular groups within the PMMA core or on the particle surface is an open question. Recent work indicates that AOT percolates homogeneously through the whole of the latex.<sup>68</sup> It may be that AOT preferentially adsorbs or dissociates in regions of “pure” PMMA, rather than close to the surface, either in the stabilizer layer or where the stabilizer backbone is bonded to the PMMA matrix. This contribution would be negligible for large particles but would become increasingly significant for small particle sizes as, for example, a higher ratio of the methacrylic acid monomer would be chemically locked to the stabilizer backbone,<sup>25</sup> or a higher percentage of the particle volume would consist of stabilizer.



**Fig. 3** Reduced surface potential ( $\zeta^* = e\zeta/k_B T$ ) for AOT charged PMMA latexes in either dodecane or hexadecane. Lines are guides to the eye. Data were obtained using either electrophoresis (phase-analysis light scattering and optical tweezer microelectrophoresis) or interaction measurements (microscopy and blinking optical tweezers). The largest surfactant concentration for a given particle size from each study is taken ( $3.5 < [AOT] < 200$  mM), all above the inverse micelle CMC.<sup>69,70</sup> There is scatter but no systematic variation in the surface potential for particles larger than 300 nm (average  $\zeta^* = -2.6$ ), shown by the solid black line. For smaller particles, the surface potential appears to decrease in magnitude, shown by the solid grey line. Data were taken from the literature: red diamonds (electrophoresis and interaction), Hsu *et al.*<sup>1</sup>; blue upward triangle (interaction), Sainis *et al.*<sup>67</sup>; yellow downward triangles (electrophoresis), Roberts *et al.*<sup>15</sup>; green star (interaction), Sainis *et al.*<sup>19</sup>; pink squares (electrophoresis), Kemp *et al.*<sup>46</sup>; and black circles (electrophoresis), this study.

For CHB charged latexes, the charge of particles does not seem to depend on the size of the particles. Both the surface potential ( $\zeta^* \approx 5$ ) and surface charge density ( $\sim 50 e \mu\text{m}^{-2}$ ) are constant for latexes from  $0.5 \lesssim a \lesssim 2 \mu\text{m}$ .<sup>71</sup> Without investigating smaller latexes, however, it is not possible to know whether or not there would be a reduction in surface potential for smaller particles or not as is the case for AOT charged particles.

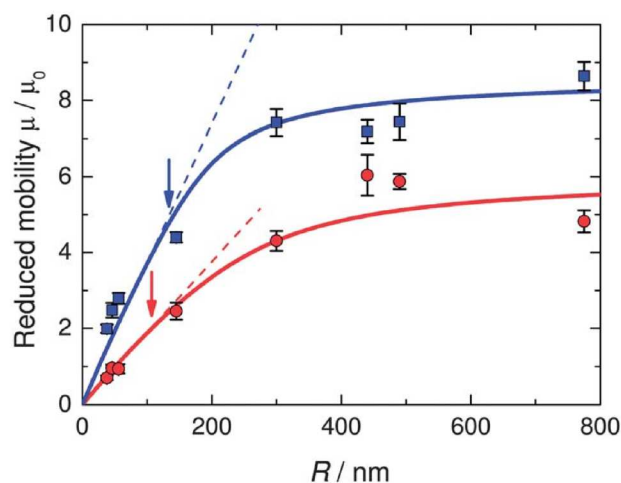
The situation is different for ionic monomer charged particles, as they are in a salt-free medium. Ramanathan showed that for highly charged particles there is a critical radius for counterion condensation to occur.<sup>72</sup> Gillespie *et al.* experimentally demonstrated this by measuring the reduced mobility of ionic monomer particles of different sizes at fixed volume fractions ( $\mu^* \propto \ln(1/\phi)$ ), and their results are shown in Figure 4. The mobility of small particles ( $a \lesssim 300$  nm) is much lower than the asymptote at large  $a$ . This demonstrates that the surface charge density is fixed and that counterion condensation is absent for small particles. The data shown in Figure 4 is well reproduced by a two-state variational model. Manning showed that the fraction of condensed ions in a salt free system can be determined by considering the two different populations of ions present: condensed and free.<sup>73,74</sup> The fraction of condensed ions can be determined by minimizing the free energy of the system through reduction of the electrostatic energy and increase of the configurational entropy of the ions. Free energy minimization with respect to the condensed fraction  $\alpha$  yields the expression.

$$2\lambda(1 - \alpha) = \ln\left(\frac{\alpha}{1 - \alpha}\right) + \ln\left(\frac{\lambda}{3\phi}\right) \quad (1)$$

In this expression,  $\lambda$  is the Manning radius (the particle radius divided by the Gouy–Chapman length, the distance at which the electrostatic interaction between an ion and a wall of constant charge density is equal to  $k_B T$ ) and  $\phi$  is the volume fraction. Figure 4 shows that at fixed volume fraction and charge densities (therefore, Gouy–Chapman lengths), the fraction of condensed ions increases with particle radius as  $\lambda$  increases. By determining  $\alpha$  for a given particle size, charge density, and volume fraction, an effective charge and, thus, electrophoretic mobility can be determined.

### 2.3 Ion screening

In water, the addition of ionic surfactants can lead to flocculation of charge stabilized colloids; this is due to two consequences of adding the surfactants. As salts, they screen the Coulombic repulsion between the colloids, resulting in a secondary attractive minimum in the interparticle interactions.<sup>75</sup> Also, surfactants with the opposite charge to the surface adsorb onto the particles, neutralizing the charge.<sup>76</sup> In nonpolar solvents, PMMA latexes are sterically-stabilized rather than

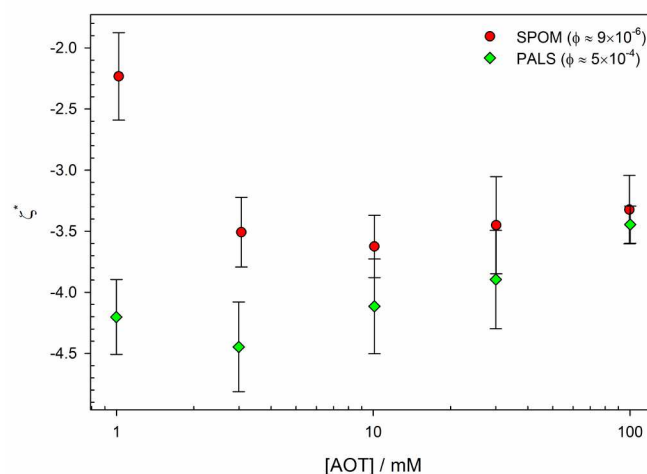


**Fig. 4** Reduced mobility ( $\mu^* = \mu/\mu_0$ ) of ionic monomer charged latexes at fixed volume fractions (blue squares,  $\phi = 10^{-4}$ ; red circles,  $\phi = 10^{-3}$ ). The solid curves represent fits to the data using the Poisson–Boltzmann equation and Ohshima’s expressions for the electrophoretic mobility in salt-free dispersions.<sup>38,64</sup> The dashed lines represent linear fits to the data at small radius. The arrows mark the critical radius for counterion condensation. Reproduced from Gillespie *et al.*<sup>37</sup> with permission of The Royal Society of Chemistry.

charge stabilized, so adding surfactant increases the charge of the particles. Also, no secondary minimum is reached, because van der Waals attraction is weak and double layers are thicker. In water, surfactants form ions through salt dissociation; in nonpolar solvents, surfactants form ions through a disproportionation mechanism in the same way as water-in-oil microemulsions.<sup>77</sup>

As the surfactant concentration is increased, two things vary. The amount of ion screening increases, due to a larger number of background ions; this has been observed as an increase in solution conductivity.<sup>1,19,46,78</sup> Also, the amount of surfactant incorporated into the particles increases; this has been measured using small-angle neutron scattering.<sup>68</sup>

Neither of these variations has a significant effect on the surface potential of the PMMA latexes.<sup>1,19,46</sup> Reduced  $\zeta$  potentials ( $\zeta^* = e\zeta/k_B T$ ) are shown in Figure 5. The two sets of data are measured using electrophoresis: single-particle optical microelectrophoresis or SPOM, which requires low volume fractions of  $\phi \approx 10^{-5}$ , and phase-analysis light scattering or PALS, which requires higher volume fractions of  $\phi \approx 10^{-4}$ . That the measurements are very similar at volume fractions that differ by 50 times shows that it is the concentration of surfactant that determines the particle charge. Only surfactant concentrations above  $\sim 0.1$  mM, the CMC for inverse micelle formation, are considered.<sup>69,70</sup> Below this concentration, the potential decreases to 0.



**Fig. 5** Reduced  $\zeta$  potential ( $\zeta^* = e\zeta/k_B T$ ) as a function of AOT concentration for 425 nm radius PMMA latexes in dodecane. Two techniques are used, optical tweezer single-particle microelectrophoresis (SPOM) and phase-analysis light scattering (PALS). The two methods use very different particle concentrations (shown in the legend), and this shows that it is the surfactant concentration that determines  $\zeta^*$ . The magnitude of  $\zeta^*$  is also independent of concentration, as has been found by others.<sup>1,19,46</sup> Data is reproduced from Kemp.<sup>79</sup>

The constant potential as a function of surfactant concentration suggests that the charging of particles by AOT surfactant is due to the preferential adsorption of charged species. More surfactant may be adsorbed at 100 mM than 1 mM,<sup>68</sup> but the number of dissociated surfactant molecules is the same.

For other methods used to generate charged particles, the amount of ion screening is fixed, and the method used to charge the particles does not modify it. For ionic monomer charged particles, there is no background electrolyte, and the suspensions are salt-free.<sup>37</sup> For CHB charged particles, there is a constant amount of screening, as the bromide ions arising from solvent decomposition determine the ionic background, and the surface potential of the particles is constant regardless of changes in particle concentration or size.<sup>35,71</sup>

### 3 Chemical variations

Chemical variations involve changes to the chemical composition for systems with the same charging method. These include properties of the charging agents (their ionicity, constituent ions, or hydrophobicity), the particles (their stabilizer or component chemicals), and of the entire system (the solvent or presence of water). As many of these are specific to charged species in nonpolar solvents, rather than comparing the varia-

tions to colloids dispersed in water, they will be compared to other systems of charged colloids in nonpolar solvents, where appropriate.

### 3.1 Charging agent

As introduced in Section 1, there are three main ways of charging polymer particles in nonpolar solvents.

PMMA latexes can be charged by the addition of surfactants, which form inverse micelles, to the solvent. In the Hsu, Dufresne, and Weitz paper of 2005, AOT was used,<sup>1</sup> and this surfactant has frequently been used as a charge control additive. Polymerizable ionic monomers and other ionizable small molecules can be added during the synthesis of the latexes, and these particles can be charged without the addition of a surfactant.<sup>29,30</sup> Latexes can also be charged in density-matched solvents containing halogenated solvents due to the autoionization of the solvent into free halide ions.<sup>31–34</sup>

Of the proposed mechanisms for particle charging in non-aqueous solvents,<sup>3</sup> acid-base interactions are unlikely to be the origin of charge for these particles given the lack of dissociable protons on the PMMA latexes. Therefore, preferential adsorption seems like the most likely explanation for the charging of latexes by surfactants or halogenated solvents.<sup>4</sup> In the case of ionic monomer or salt containing particles, the origin of charge is a preferential dissociation of one component.

### 3.2 Surfactant ionicity

From the reports in the literature, ionic surfactants are required to charge PHSA-stabilized PMMA latexes. Two non-ionic charging agents have been tested. Sainis *et al.* used polyisobutylene succinimide surfactant,<sup>67</sup> and Roberts *et al.* used the PMMA-*graft*-PHSA stabilizer copolymer.<sup>15</sup> Both can act as electrolytes, but they do not charge PMMA latexes. As a contrast to sterically-stabilized PMMA, aqueous dispersible PMMA is charged positively in hexane by nonionic sorbitan oleate surfactants.<sup>80</sup> The mechanism of charging will be different for these two types of PMMA, presumably acid-base interactions for aqueous dispersible PMMA and preferential adsorption for sterically-stabilized PMMA latexes.<sup>3,4</sup>

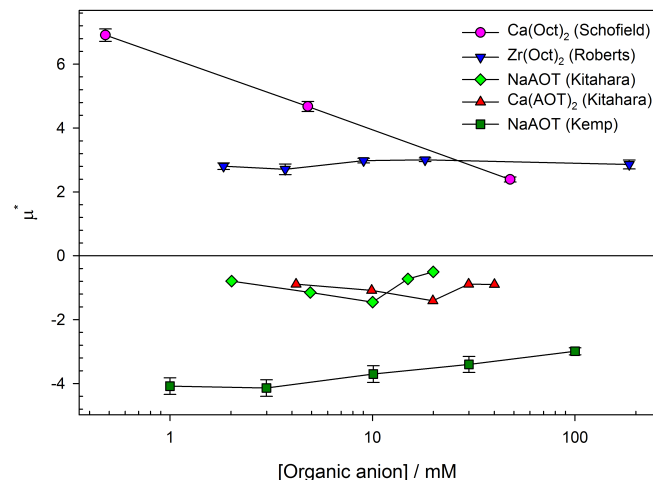
Of the ionic surfactants studied, the vast majority are anionic. Aerosol OT (AOT) is the primary anionic surfactant used, and it charges particles negatively.<sup>1,15,18,23,46,68,81,82</sup> AOT is frequently used as a charging agent, but there is nothing particularly special about the 2-ethylhexyl tailgroup.<sup>83,84</sup> Other sodium dialkylsulfosuccinate surfactants have been found to be similarly effective to AOT as charging agents.<sup>36</sup> Counterion-exchanged AOT surfactants also charge particles negatively, except for manganese AOT, which charged particles positively.<sup>23</sup> Octanoate surfactants with divalent metals (zirconium or calcium) charge particles positively.<sup>15,18,27</sup> The

difference between AOT and octanoate surfactants is likely due to the complexation between the metal cation, a single surfactant, and carbonyl groups on the particles; this results in a net positive charge.

Kitahara *et al.* are the only group to report the charging of PMMA latexes by cationic surfactants (carboxylic acid anions and alkylamine cations), and they found that the particles were positively charged.<sup>23</sup>

### 3.3 Surfactant counterion

The surfactant counterion has been varied for two surfactants: the AOT series and the octanoate/2-ethylhexanoate series. The polarity of the charge will be discussed in this section rather than the magnitude. The reduced mobilities ( $\mu^* = \mu/\mu_0$ ) of PMMA latexes charged by four different surfactants (sodium AOT, calcium AOT, calcium octanoate, and zirconyl 2-ethylhexanoate) as a function of surfactant concentration are shown in Figure 6. Only data above the CMC for inverse micelle formation ( $\sim 0.1$  mM) are shown so that the counterions will be inverse micelles rather than monomers.<sup>69,70</sup>



**Fig. 6** Reduced mobility ( $\mu^* = \mu/\mu_0$ ) for PMMA latexes charged by four surfactants, shown in the legend. The organic anion of the surfactant (dioctylsulfosuccinate or octanoate/2-ethylhexanoate) seems to dictate the polarity of the particle charge rather than the inorganic cation. Dioctylsulfosuccinate (AOT) surfactants charge particles negatively, and *iso*-octanoate/2-ethylhexanoate (Oct) surfactants charge particles positively. The data are measured using electrophoresis equipment (either light scattering or optical tweezers) and are from several sources (Ca(Oct)<sub>2</sub> from Schofield,<sup>28</sup> Zr(Oct)<sub>2</sub> from Roberts,<sup>85</sup> NaAOT and Ca(AOT)<sub>2</sub> from Kitahara *et al.*,<sup>23</sup> and NaAOT from Kemp<sup>79</sup>).

In the first study of AOT charging of PMMA latexes by Kitahara *et al.*, they studied salts of AOT with four different



counterions ( $\text{Na}^+$ ,  $\text{Mn}^{2+}$ ,  $\text{Co}^{2+}$ , and  $\text{Ca}^{2+}$ ). They found that NaAOT,  $\text{Co}(\text{AOT})_2$ , and  $\text{Ca}(\text{AOT})_2$  surfactants charged particles negatively but that  $\text{Mn}(\text{AOT})_2$  surfactant charged particles positively. They were unable to explain why  $\text{Mn}(\text{AOT})_2$  behaved differently to the other surfactants.<sup>23</sup> Other than the study by Kitahara *et al.*, the inorganic cation does not seem to dictate the charge of PMMA latexes. Aside from  $\text{Mn}(\text{AOT})_2$ , all AOT salts seem to charge particles negatively.

The inorganic counterion of octanoate (either *iso*-octanoate or 2-ethylhexanoate) surfactants does not dictate the charge of PMMA latexes either. Two counterions have been studied, calcium<sup>27,28</sup> and zirconium.<sup>15,18,85</sup> Both surfactants charge particles positively.

### 3.4 Surfactant organic ion

For ionic surfactants, either the counterion or surfactant ion can be varied. As discussed in Section 3.3, the counterion was found to have limited effect on the polarity of the particle charge. Of all the surfactants studied in the literature, calcium surfactants are an interesting case, as they have been studied with different organic anions (shown in Figure 6). Schofield used calcium octanoate as a charging agent and found that it charged particles positively.<sup>27,28</sup> Kitahara *et al.* used calcium AOT as a charging agent and found that it charged particles negatively.<sup>23</sup>

The dissociation of the two surfactants should be identical; they will both form singly charged  $\text{CaX}^+$  and  $\text{X}^-$  groups, where X is the organic ion. The charge of the particle will then depend on whether the  $\text{CaX}^+$  or the  $\text{X}^-$  group preferentially adsorbs. The reason that a different ion would preferentially adsorb between the two surfactants is not clear. Both groups assign the  $\text{X}^-$  moiety as more hydrophobic (equivalently solvophilic). Schofield and Ottewill assert that the  $\text{Ca}^{2+}$  containing salt will complex with esters in the latexes,<sup>27</sup> but Kitahara *et al.* state that the more hydrophobic ion will adsorb onto the particles.<sup>23</sup> These two explanations are inconsistent. The origin of the difference in the polarity of the charge arising from these two calcium surfactants is unclear, but it is clear that the organic ion determines the charge of the particles.

### 3.5 Incorporated charging agent

Bartlett *et al.* developed a method to produce charged PMMA latexes through the incorporation of charging additives rather than through the addition of surfactants. They have primarily used a polymerizable ionic monomer, consisting of a tetraalkylammonium cation that is bound to the particles and a fluorinated tetraphenylborate anion that can dissociate, but they have also added non-polymerizable hydrophobic salts to the particle synthesis. The non-polymerizable salts produced particles that are negatively charged, and the polymerizable

ionic monomer produced particles that are positively charged (as expected) with a larger surface potential.<sup>29</sup> The charge of the ionic monomer particles did not depend on the chemical properties of the monomer (spacer or alkylammonium chain length). The particles are in a counterion-dominated regime where their electrophoretic mobility and surface potential are determined by counterion condensation and are less than the bare charge.<sup>64,65</sup> In the bare charge limit (at very low  $\phi$ ), the properties of the alkylammonium cation may influence the charge, but at higher volume fractions, the effective mobility is restricted by the requirements of counterion condensation, obscuring any difference between different charging species. The dependence of the charge on ionic monomer concentration is unclear. Some studies showed a dependence,<sup>86</sup> and some did not.<sup>37</sup> There were differences in the solvent conditions as well as amount of centrifugation used to clean the particles, which may explain the discrepancy.

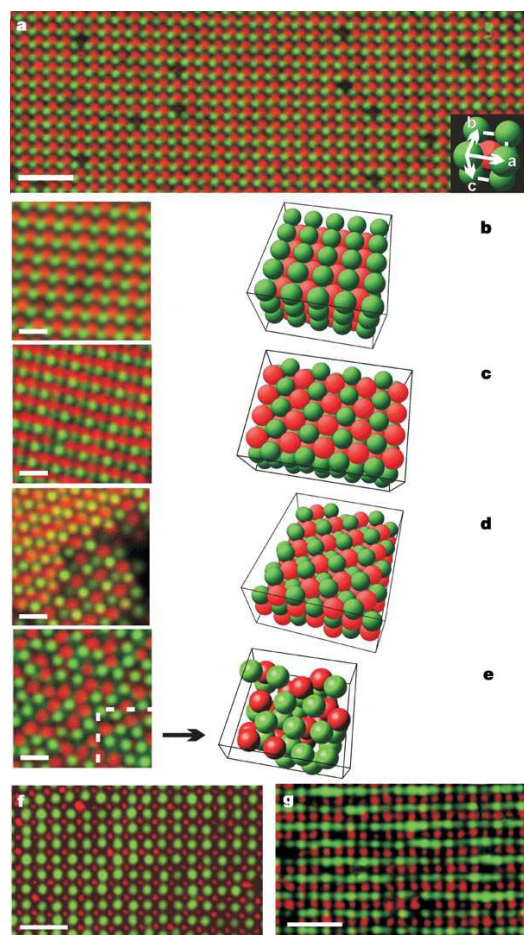
### 3.6 Charging dyed particles

Royall *et al.* showed that fluorescently labeled PMMA latexes can be charged by adding halide anions into the system; they used tetrabutylammonium chloride (TBAC). Particles with different fluorescent dyes were both positively charged, although with different magnitudes, but the addition of 40  $\mu\text{M}$  TBAC inverted the charge of the particles.<sup>87</sup>

An interesting application of inverting particle charge is that oppositely charged latexes can be produced. Both Leunissen *et al.* and Bartlett and Campbell reported colloidal crystals of oppositely charged particles in 2005;<sup>33,34</sup> an example is shown in Figure 7. Vissers *et al.* also reported the formation of lanes when oppositely charged particles were driven by electric fields.<sup>88</sup> The presence of halide anions is required to modify the charge of the particles. Leunissen *et al.* and Vissers *et al.* introduced bromide ions through the tetrabutylammonium bromide salt,<sup>33,88</sup> and Bartlett and Campbell introduced bromide ions by adding a ferromagnetic wire to catalyze the autoionization of the CHB solvent.<sup>34</sup>

### 3.7 Surfactant hydrophobicity

There has been little work in systematically varying the hydrophobicity (equivalently solvophilicity) of surfactants and determining the effect on charging PMMA latexes. This could, however, partly explain the differences in charging for different organic ions, discussed in Section 3.4. Differences have been observed for other colloids in nonpolar solvents. For example, Gacek and Berg recently found differences in how surfactants with different hydrophobic-lipophilic balances charged mineral oxide particles.<sup>89</sup> Similar results have been found for PMMA latexes. The triple-chain analogue of AOT, which is more hydrophobic than AOT itself, is



**Fig. 7** CsCl-type binary crystals formed from oppositely charged colloids. All particles were dispersed in salt-containing CHB-decalin solutions. In subfigures a–e, red particles are positive PMMA latexes and green particles are negative PMMA latexes; in subfigures f–g, green particles are positive PMMA latexes and red particles are negative silica. Reprinted by permission from Macmillan Publishers Ltd: *Nature*, Leunissen *et al.*, 2005.<sup>33</sup>

a more effective charging agent than AOT at equimolar concentrations.<sup>36</sup>

### 3.8 Particle stabilizer

Poly(12-hydroxystearic acid) (PHSA) has by far been the most common steric stabilizer used for producing PMMA latexes in nonpolar solvents, since their development in the 1970s and 1980s.<sup>24,25</sup> PHSA is incorporated into the latex using a brush copolymer consisting of PHSA brushes and a backbone of methyl methacrylate and glycidyl methacrylate.<sup>90</sup> There are other possible stabilizers that can be used; the primary requirements for good steric stabilizers are that there is a high surface coverage and that the solvent is good for the stabi-

lizing chains. In addition to PHSA, poly(dimethylsiloxane) (PDMS), polyethylene, polypropylene, polyisobutylene, and poly(alkyl acrylate) stabilizers have been used to generate PMMA latexes in alkane solvents.<sup>91</sup> Several groups have recently prepared latexes for electrophoretic display applications using PHSA alternatives. Richez *et al.* prepared PDMS-stabilized latexes,<sup>92</sup> and Farrand *et al.* prepared poly(octadecyl acrylate) and poly(2-ethylhexyl acrylate) stabilized latexes.<sup>93</sup>

None of these studies produced charged particles though. PHSA-stabilized PMMA latexes have been used to produce all surfactant, ionic monomer, and solvent or dye charged particles discussed so far, with the exception of Kitahara *et al.* They produced latexes that were stabilized by copolymers of butyl or lauryl methacrylate. They found that the particles were negatively charged by AOT, but they did not discuss particle size or concentration, making it difficult to directly compare to other experimental results.<sup>23</sup> Several surprising results have been found for PDMS-stabilized latexes. Sánchez found that AOT does not charge particles in decalin and destabilizes particles in dodecane.<sup>94</sup> Lin *et al.* found that AOT charges particles in decalin to a similar degree as PHSA-stabilized ones ( $\mu^* \approx 4$ ), although the particles decelerated as they moved electrophoretically across a microfluidic cell. Additionally, the PDMS-stabilized particles without any charging additive were highly charged, with 170e per particle.<sup>95</sup>

These are the only studies of charged latexes stabilized by non-PHSA polymers, despite additional stabilizers being identified in recent decades. This is a parameter that is worth exploring further.

### 3.9 Particle synthesis

Recently, there has been some work into the effect of locking the PHSA stabilizer to the surface. A catalyst, such as diethanolamine, is added to enable the reaction between epoxide groups on the stabilizer and methacrylic acid groups on the latex. This covalently links the PHSA brush copolymer stabilizer to the particle surface, which is only entangled after the first step.<sup>25</sup>

This step does not need to be performed to produce stable latexes, as has been shown for ionic monomer charged latexes.<sup>30</sup> Gillespie *et al.* measured  $\mu^*$  for ionic monomer charged particles, some of which had been locked and some of which had not, and they found that the electrophoretic mobilities for different particles were effectively the same.<sup>37</sup>

This is not the case for particles charged by CHB solvent decomposition. van der Linden *et al.* measured the electrophoretic mobility of dyed PMMA latexes using confocal microscopy, and they found that latexes that had been locked were more highly charged than those that had not. They attributed this to complexation between free protons

**Table 1** Reduced mobilities of PMMA latexes in alkanes with [AOT] = 100 mM (from Smith *et al.*<sup>82</sup>)

Solvent	$\mu^*$
Octane	$-3.8 \pm 0.6$
Dodecane	$-3.9 \pm 0.6$
Hexadecane	$-4.1 \pm 0.8$

and the 2-(dimethylamino)ethanol (DMAE) catalyst. By systematically varying the conditions relating to the locking stage (temperature, catalyst, and concentration), they determined that the DMAE catalyst is chemically incorporated into the latexes, and therefore that locked latexes include groups that can complex with  $H^+$  ions and increase their positive charge.<sup>71</sup> The choice of locking catalyst can dictate whether or not protons can be complexed. Basic amines, such as diethanolamine or DMAE, can lead to positively charged particles,<sup>24,25,71</sup> and alkyl amines, such as triethylamine or *N,N*-dimethyldodecylamine, can reduce particle charging.<sup>71,96</sup> This is particularly relevant to particles charged by CHB solvent decomposition, but it is a variable that should be considered further for all charging methods to understand how to control the charge of PMMA latexes.

### 3.10 Solvent type

The effect of varying solvent depends on the method that is used to charge particles. The charge of latexes where charging agents are added (such as surfactants in alkanes) does not depend on the solvent. On the other hand, the charge of latexes where the charging agents are a component of the particle or the solvent (such as ionic monomers or CHB) can depend on the solvent. The relative permittivity of the solvent is important for determining the magnitude of charge dissociation; the conductivities of tetraalkylammonium salts and AOT surfactant are known to vary in different solvents.<sup>97,98</sup> This ability to study solvent effects requires that varying the solvent does not change the stability of the particles. While generally not an issue, differences in stability have been reported in the literature. For example, PHSA-stabilized latexes are stable in hexadecane,<sup>19,67,99–101</sup> but PDMS-stabilized latexes are not.<sup>102</sup>

For surfactant-charged particles in alkanes, varying the solvent has no influence on the electrophoretic mobility other than through the change in viscosity. For example, the reduced mobilities ( $\mu^* = \mu/\mu_0$ ) of AOT-charged latexes at the same volume fraction and the same surfactant concentration are identical (Table 1), as  $\mu_0$  normalizes for the solution viscosity.<sup>82</sup>

For ionic monomer charged latexes, the charge of particles depends on the polarity of the solvent. This is because the charge arises from the dissociation of an ion from the surface, and the solubility of the ion will dictate the particle

charge. Sánchez and Bartlett measured the charge of latexes including an ionic monomer in mixtures of dodecane and pentanol ( $2.0 \leq \epsilon_r \leq 15.1$ ), and found that the particle charge decreased as the amount of pentanol, and consequently  $\epsilon_r$ , was increased.<sup>29</sup>

For dyed particles dispersed in density-matched solvents, the charge was attributed to the self-ionization of the cyclohexyl bromide (CHB) solvent used for density and refractive index matching.<sup>87</sup> The weak charge of dyed colloids was originally attributed to the dye incorporated for fluorescence microscopy.<sup>31</sup> However, later work showed that neither removing water from the solvent nor producing particles without dye resulted in uncharged particles.<sup>32,103</sup> Therefore, it appears that the solvent itself is responsible for the particle charge.

Thermotropic liquid crystals (LCs) are another “solvent” often used with PMMA particles. However, this solvent system is not used to investigate charge but rather to study the formation of defect-induced soft solid materials. The PHSA stabilizer on the PMMA surface strongly orients liquid crystal molecules in a radial configuration, distorting the local liquid crystal director. A nematic liquid crystal acts to minimize distortion by bringing these defects together, and at sufficiently high particle loadings can form percolating gel-like structures, capable of supporting their own weight.<sup>104</sup> Furthermore, PMMA particles dispersed in isotropic 5CB that are then cooled into the nematic phase form a similar free-standing structure, induced by highly localized aggregation of particles at the boundaries of nucleating nematic regions, forming a so-called soft solid.<sup>105–107</sup> The dielectric environment is more complicated in these systems due to their birefringence, and although many liquid crystal mixtures possess low dielectric constants in both parallel and perpendicular orientation ( $3 < \epsilon_{\parallel}, \epsilon_{\perp} < 8$ ),<sup>108,109</sup> the majority of studies on PMMA-LC composites use 4-cyano-4'-pentybiphenyl, more commonly known as 5CB. It possesses an intermediate dielectric constant of 11.4 in the isotropic phase (when heated above the clearing point at 35.6°C), and  $\epsilon_{\parallel} = 19.7$  and  $\epsilon_{\perp} = 6.6$  in the nematic phase.<sup>110</sup>

The charge of ionic monomer-charged and unmodified PMMA latexes has been measured in both isotropic and nematic 5CB. While the unmodified particle system showed no noticeable charge, the results for the ionic liquid-modified system were qualitatively the same as Lavrentovich *et al.*<sup>111</sup> for hydrophobically-coated silica spheres: the electrophoretic velocity was directly proportional to field strength in isotropic 5CB but was field dependent for nematic 5CB.<sup>112</sup> Directly comparing these results to conventional solvents, due to the difficulties in defining the dielectric constant and viscosity, is challenging. The ability to produce charged particles in nematic liquid crystals is very interesting, however, due to the development of technologies such as electrophoretic liquid crystal displays.<sup>113</sup>

### 3.11 Presence of water

The presence of water in nonpolar solvents is known to influence properties of the system. For example, Eicke and Christen showed that the CMC of AOT in nonpolar solvents depends on the amount of water,<sup>114</sup> and both Tetley and Lee and Gacek *et al.* showed that trace amounts of moisture can influence the charge of silica particles in nonpolar solvents.<sup>21,22</sup> The effect of added water has differing effects on the charge of PMMA latexes, depending on the method used to charge the particles.

For particles charged by CHB decomposition, water does not seem to dictate the charge of the particles, as drying and distilling the CHB do not influence the interparticle interactions.<sup>32,87</sup> Instead, water can be used as a bulk ion reservoir to remove ions from the CHB.<sup>115,116</sup>

Water has profound, well-known effects on solutions of surfactants in nonpolar solvents. The conductivity of water-containing microemulsion droplets is different than surfactant inverse micelles due to charge fluctuation.<sup>77</sup> For particles charged by AOT surfactant, water has a clear influence on their charge. Wood *et al.* exposed AOT charged PMMA latexes in dry dodecane to moisture, and they found that charge of the particles reversed from  $-10e$  to  $+10e$  after 30 min exposure to water.<sup>81</sup> The electrokinetic properties of PMMA latexes have been measured to determine the electrophoretic mobility and charge of small particles with a  $w$  ratio ( $w = [\text{H}_2\text{O}]/[\text{AOT}]$ ) of 41. The  $\zeta$  potential determined from optical tweezer microelectrophoresis of 425 nm latexes was found to decrease for microemulsions ( $\zeta^* = -3.5$  for AOT inverse micelles and  $\zeta^* = -1.7$  for AOT microemulsions). However, the dimensionless charge ( $Z\lambda_B/a$ ) determined from conductivity for two different PMMA latexes was found to be approximately the same (2.6 for AOT inverse micelle charged 610 nm latexes and 2.8 for microemulsion charged 42 nm latexes).<sup>15,46</sup>

## 4 Conclusions

By considering the literature of charged PMMA latexes as a whole, it is possible to determine the variables that can be used to control the particle charge. Some groups have studied systematic variations, but by comparing different methods of charging particles and different techniques, the relationship between the variable and the charge becomes clearer. This contributes to understanding how to control the charge of these latexes and can be applied to charged colloids in low dielectric fluids more generally. For example, the effect of varying particle size and surface charge density has been studied for AOT charged latexes,<sup>15</sup> ionic monomer charged latexes,<sup>37</sup> and CHB charged latexes.<sup>71</sup> The surface potential of AOT charged latexes and CHB charged latexes appears to be independent of particle size, and the surface charge density of ionic monomer

latexes is also constant. However, the electrophoretic mobility of ionic monomer charged latexes shows some dependence on particle size, as there is a critical radius beyond which counterion condensation becomes significant. This is a consequence of how the particles are charged, so by considering the studies together, it is possible to see the effect of varying the charging method. The advantage of considering PMMA latexes is that there are several methods to charge them, and this reveals the detail of changing properties of both the charging agent and the dispersant.

Of the physical variations studied, changing the volume fraction seems to have the largest effect on the particles, particularly at higher volume fractions. The particle size and double layer thickness (controlled by the surfactant or salt concentration) have less of an effect, only showing deviations at very small particle sizes or surfactant concentrations below the CMC. In general, the electrophoretic mobility can be controlled by varying volume fraction, size, or surfactant concentration, but the electrokinetic potential is constant. This is due to the relationship between electrophoretic mobility and  $\zeta$  potential, which is different in nonpolar solvents than in water due to the thick double layer.<sup>45,52,66</sup>

Of the chemical variations studied, the charging method used has a large effect on the particle charge. This is because the location of the charging agent is different for the three methods, either chemically bound to the particle, added as an external species, or a byproduct of solvent decomposition. For surfactant charged PMMA particles, the ionicity of the surfactant is important; nonionic species do not charge particles whereas ionic surfactants do. This is in contrast to other colloids dispersed in nonpolar media, where nonionic surfactants can act as charging agents due to acid-base interactions.<sup>117</sup> Changing the solvent does not vary the electrophoretic mobility of AOT charged particles in alkane solvents, beyond increasing the viscosity, as expected from the definition of  $\mu_0$ . For CHB charged particles, changing the dye or drying the solvent does not modify the charge of the particles; it is determined by the concentration of bromide ions in the solvent. For ionic monomer charged particles, changing the size of the bound cation does not modify the charge of the particles; the counterion controls the ion dissociation. These observations are particular to PMMA latexes, as such charging methods cannot be used for other types of colloids, but this shows that it is crucial to consider the interactions of the charging agent with the particle and the solvent to fully understand the formation of charge.

By choosing a well-studied model colloidal system, it is possible to determine how to influence the charge of colloids in nonpolar solvents. Physical electrokinetic models can be applied to understand the electrophoresis of colloids in nonpolar solvents, but the results may initially seem counterintuitive when compared to water. By considering the reduction in

relative permittivity and subsequent increase in the thickness of the double layer, the results are generally as expected. The interaction of the charging agent, whether a surfactant, salt, or dissociated surface species, with the solvent and the particle surface is key to understanding the charge of the colloid. Interfacial interactions are particularly important.

Gaining an understanding of how to control the charge of polymer particles will be important for guiding the application of charged species in nonpolar solvents. Charged particles in nonaqueous media are already widely used in applications, such as in electrophoretic electronic paper displays,<sup>118</sup> and will be equally important in the future. Many of the possible technologies that have been proposed for next-generation electronic paper devices require control of charged species.<sup>113,119</sup> Research by many groups, particularly over the past 10 years, has shown that producing charge on particles in nonpolar solvents continues to provide surprising, technologically-relevant results, with a rich variety of properties achievable through careful tuning of the colloidal system. Technological requirements may demand deviations from the simple case of AOT as the charging agent, at an intermediate surfactant concentration, and at a low latex volume fraction. When this is the case, it is clearly not a perfect model system. By establishing the variables that influence the charging of latexes in nonpolar solvents, this review provides guidance to predicting how these deviations will control their electrophoretic mobility and interparticle interactions.

## Acknowledgements

GNS acknowledges Merck Chemicals Ltd. UK, an affiliate of Merck KGaA, Darmstadt, Germany, and the UK Engineering and Physical Sciences Research Council (EPSRC) for the provision of a CASE PhD studentship. JEH is supported by EPSRC CDT grant EP/G036780/1.

## References

- 1 M. F. Hsu, E. R. Dufresne and D. A. Weitz, *Langmuir*, 2005, **21**, 4881–4887.
- 2 V. Novotny, *Colloids Surf.*, 1987, **24**, 361–375.
- 3 I. D. Morrison, *Colloids Surf. A: Physicochem. Eng. Aspects*, 1993, **71**, 1–37.
- 4 G. N. Smith and J. Eastoe, *Phys. Chem. Chem. Phys.*, 2013, **15**, 424–439.
- 5 J. L. van der Minne and P. H. J. Hermanie, *J. Colloid Sci.*, 1952, **7**, 600–615.
- 6 J. L. van der Minne and P. H. J. Hermanie, *J. Colloid Sci.*, 1953, **8**, 38–52.
- 7 R. I. Keir, Suparno and J. C. Thomas, *Langmuir*, 2002, **18**, 1463–1465.
- 8 M. Gacek, G. Brooks and J. C. Berg, *Langmuir*, 2012, **28**, 3032–3036.
- 9 P. Jenkins, S. Basu, R. I. Keir, J. Ralston, J. C. Thomas and B. M. Wolfenbittel, *J. Colloid Interface Sci.*, 1999, **211**, 252–263.
- 10 M. E. Parent, J. Yang, Y. Jeon, M. F. Toney, Z.-L. Zhou and D. Henze, *Langmuir*, 2011, **27**, 11845–11851.
- 11 M. M. Gacek and J. C. Berg, *ELECTROPHORESIS*, 2014, **35**, 1766–1772.
- 12 R. C. Flagan, *Aerosol Sci. Tech.*, 1998, **28**, 301–380.
- 13 P. N. Pusey and W. van Megen, *Nature*, 1986, **320**, 340–342.
- 14 C. P. Royall, W. C. K. Poon and E. R. Weeks, *Soft Matter*, 2013, **9**, 17–27.
- 15 G. S. Roberts, R. Sanchez, R. Kemp, T. Wood and P. Bartlett, *Langmuir*, 2008, **24**, 6530–6541.
- 16 N. Bjerrum, *Kgl. Danske Vidensk. Selsk., Mat.-fys. Medd.*, 1926, **7**, 1–48.
- 17 S. Auer, W. C. K. Poon and D. Frenkel, *Phys. Rev. E*, 2003, **67**, 020401.
- 18 G. S. Roberts, T. A. Wood, W. J. Frith and P. Bartlett, *J. Chem. Phys.*, 2007, **126**, 194503.
- 19 S. K. Sainis, J. W. Merrill and E. R. Dufresne, *Langmuir*, 2008, **24**, 13334–13337.
- 20 F. Beunis, F. Strubbe, K. Neyts and D. Petrov, *Phys. Rev. Lett.*, 2012, **108**, 016101.
- 21 M. Gacek, D. Bergsman, E. Michor and J. C. Berg, *Langmuir*, 2012, **28**, 11633–11638.
- 22 K. E. Tetey and D. Lee, *Soft Matter*, 2013, **9**, 7242–7250.
- 23 A. Kitahara, T. Satoh, S. Kawasaki and K. Kon-No, *J. Colloid Interface Sci.*, 1982, **86**, 105–110.
- 24 R. J. R. Cairns, R. H. Ottewill, D. W. J. Osmond and I. Wagstraff, *J. Colloid Interface Sci.*, 1976, **54**, 45–51.
- 25 L. Antl, J. W. Goodwin, R. D. Hill, R. H. Ottewill, S. M. Owens, S. Papworth and J. A. Waters, *Colloids Surf.*, 1986, **17**, 67–78.
- 26 P. M. Adriani and A. P. Gast, *Faraday Discuss. Chem. Soc.*, 1990, **90**, 17–29.
- 27 R. H. Ottewill, A. R. Rennie and A. Schofield, *Trends in Colloid and Interface Science IV*, Steinkopff, 1990, vol. 81, pp. 1–5.
- 28 A. B. Schofield, *PhD thesis*, University of Bristol, 1993.
- 29 R. Sánchez and P. Bartlett, *Soft Matter*, 2011, **7**, 887–890.
- 30 N. Greinert, M. Uerdingen, L. Beylage, N. Ignatyev, J. H. Wilson, M. J. Goulding, R. Kemp, A. N. Smith, P. Bartlett, P. Barthen, W. Frank and R. S. Garcia, *Particles for Electrophoretic Displays*, Patent WO 2012/072218 A1, 2012.
- 31 U. Gasser, E. R. Weeks, A. Schofield, P. N. Pusey and D. A. Weitz, *Science*, 2001, **292**, 258–262.
- 32 A. Yethiraj and A. van Blaaderen, *Nature*, 2003, **421**, 513–517.
- 33 M. E. Leunissen, C. G. Christova, A.-P. Hynninen, C. P. Royall, A. I. Campbell, A. Imhof, M. Dijkstra, R. van Roij and A. van Blaaderen, *Nature*, 2005, **437**, 235–240.
- 34 P. Bartlett and A. I. Campbell, *Phys. Rev. Lett.*, 2005, **95**, 128302.
- 35 T. Vissers, A. Imhof, F. Carrique, A. V. Delgado and A. van Blaaderen, *J. Colloid Interface Sci.*, 2011, **361**, 443–455.
- 36 G. N. Smith and J. Eastoe, In preparation.
- 37 D. A. J. Gillespie, J. E. Hallett, O. Elujoba, A. F. Che Hamzah, R. M. Richardson and P. Bartlett, *Soft Matter*, 2014, **10**, 566–577.
- 38 H. Ohshima, *J. Colloid Interface Sci.*, 2003, **262**, 294–297.
- 39 M. Evers, N. Garbow, D. Hessinger and T. Palberg, *Phys. Rev. E*, 1998, **57**, 6774–6784.
- 40 M. Medebach and T. Palberg, *J. Phys.: Condens. Matter*, 2004, **16**, 5653–5658.
- 41 T. Palberg, M. Medebach, N. Garbow, M. Evers, A. B. Fontecha, H. Reiber and E. Bartsch, *J. Phys.: Condens. Matter*, 2004, **16**, S4039.
- 42 V. Lobaskin, B. Dünweg, M. Medebach, T. Palberg and C. Holm, *Phys. Rev. Lett.*, 2007, **98**, 176105.
- 43 C. Wohlfarth, *CRC Handbook of Chemistry and Physics*, CRC Press, 95th edn, 2014–2015 (Internet Version).
- 44 D. Fermin and J. Riley, in *Colloid Science: Principles, methods, and applications*, ed. T. Cosgrove, Wiley, Chichester, 2nd edn, 2010, ch. Charge in Colloidal Systems, pp. 23–43.
- 45 H. Ohshima, *J. Colloid Interface Sci.*, 1997, **188**, 481–485.

- 46 R. Kemp, R. Sanchez, K. J. Mutch and P. Bartlett, *Langmuir*, 2010, **26**, 6967–6976.
- 47 H. Cao, N. Lu, B. Ding and M. Qi, *Phys. Chem. Chem. Phys.*, 2013, **15**, 12227–12234.
- 48 T. Kanai, N. Boon, P. J. Lu, E. Sloutskin, A. B. Schofield, F. Smallenburg, R. van Roij, M. Dijkstra and D. A. Weitz, *Phys. Rev. E*, 2015, **91**, 030301.
- 49 F. Strubbe, F. Beunis, M. Marescaux and K. Neyts, *Phys. Rev. E*, 2007, **75**, 031405.
- 50 A. Wysocki, C. P. Royall, R. G. Winkler, G. Gompper, H. Tanaka, A. van Blaaderen and H. Löwen, *Soft Matter*, 2009, **5**, 1340–1344.
- 51 B. Dünweg, V. Lobaskin, K. Seethalakshmy-Hariharan and C. Holm, *J. Phys.: Condens. Matter*, 2008, **20**, 404214.
- 52 R. W. O'Brien and L. R. White, *J. Chem. Soc., Faraday Trans. 2*, 1978, **74**, 1607–1626.
- 53 F. Carrique, J. Cuquejo, F. J. Arroyo, M. L. Jiménez and A. V. Delgado, *Adv. Colloid Interface Sci.*, 2005, **118**, 43–50.
- 54 K. Kim, Y. Nakayama and R. Yamamoto, *Phys. Rev. Lett.*, 2006, **96**, 208302.
- 55 F. Carrique, F. J. Arroyo, M. L. Jiménez and A. V. Delgado, *J. Phys. Chem. B*, 2003, **107**, 3199–3206.
- 56 E. K. Zholkovskij, S. S. Dukhin, N. A. Mishchuk, J. H. Masliyah and J. Czarnecki, *Colloids Surf. A: Physicochem. Eng. Aspects*, 2001, **192**, 235–251.
- 57 E. Trizac, L. Bocquet, M. Aubouy and H. H. von Grünberg, *Langmuir*, 2003, **19**, 4027–4033.
- 58 C. Haro-Pérez, M. Quesada-Pérez, J. Callejas-Fernández, P. Schurtenberger and R. Hidalgo-Álvarez, *J. Phys.: Condens. Matter*, 2006, **18**, L363–L369.
- 59 F. Carrique, E. Ruiz-Reina, F. J. Arroyo and A. V. Delgado, *J. Phys. Chem. B*, 2006, **110**, 18313–18323.
- 60 F. Carrique, E. Ruiz-Reina, F. J. Arroyo, M. L. Jiménez and A. V. Delgado, *Langmuir*, 2008, **24**, 2395–2406.
- 61 T. E. Colla, Y. Levin and E. Trizac, *J. Chem. Phys.*, 2009, **131**, 074115.
- 62 K. Makino and H. Ohshima, *Langmuir*, 2010, **26**, 18016–18019.
- 63 S. M. Agnihotri, H. Ohshima, H. Terada, K. Tomoda and K. Makino, *Langmuir*, 2009, **25**, 4804–4807.
- 64 H. Ohshima, *J. Colloid Interface Sci.*, 2002, **248**, 499–503.
- 65 H. Ohshima, *J. Colloid Interface Sci.*, 2002, **247**, 18–23.
- 66 A. V. Delgado, F. González-Caballero, R. J. Hunter, L. K. Koopal and J. Lyklema, *Pure Appl. Chem.*, 2005, **77**, 1753–1805.
- 67 S. K. Sainis, V. Germain, C. O. Mejean and E. R. Dufresne, *Langmuir*, 2008, **24**, 1160–1164.
- 68 G. N. Smith, S. Alexander, P. Brown, D. A. J. Gillespie, I. Grillo, R. K. Heenan, C. James, R. Kemp, S. E. Rogers and J. Eastoe, *Langmuir*, 2014, **30**, 3422–3431.
- 69 M. Kotlarchyk, J. S. Huang and S.-H. Chen, *J. Phys. Chem.*, 1985, **89**, 4382–4386.
- 70 G. N. Smith, P. Brown, S. E. Rogers and J. Eastoe, *Langmuir*, 2013, **29**, 3252–3258.
- 71 M. N. van der Linden, J. C. P. Stiefelwagen, G. Heessels-Gürboğa, J. E. S. van der Hoeven, N. A. Elbers, M. Dijkstra and A. van Blaaderen, *Langmuir*, 2015, **31**, 65–75.
- 72 G. V. Ramanathan, *J. Chem. Phys.*, 1988, **88**, 3887–3892.
- 73 I. Borukhov, *J. Polym. Sci. B: Polym. Phys.*, 2004, **42**, 3598–3615.
- 74 G. S. Manning, *J. Phys. Chem. B*, 2007, **111**, 8554–8559.
- 75 J. Eastman, in *Colloid Science: Principles, methods, and applications*, ed. T. Cosgrove, Wiley, Chichester, 2nd edn, 2010, ch. 2, pp. 45–59.
- 76 B. Dobiáš, in *Coagulation and Flocculation*, ed. H. Stechemesser and B. Dobiáš, Taylor & Francis, London, 2nd edn, 2005, ch. 10, pp. 663–765.
- 77 H. F. Eicke, M. Borkovec and B. Das-Gupta, *J. Phys. Chem.*, 1989, **93**, 314–317.
- 78 J. Schmidt, R. Prignitz, D. Peschka, A. Münch, B. Wagner, E. Bänsch and W. Peukert, *J. Colloid Interface Sci.*, 2012, **386**, 240–251.
- 79 R. Kemp, *PhD thesis*, University of Bristol, 2009.
- 80 C. E. Espinosa, Q. Guo, V. Singh and S. H. Behrens, *Langmuir*, 2010, **26**, 16941–16948.
- 81 T. A. Wood, G. S. Roberts, S. Eaimkhong and P. Bartlett, *Faraday Discuss.*, 2008, **137**, 319–333.
- 82 G. N. Smith, I. Grillo, S. E. Rogers and J. Eastoe, *J. Colloid Interface Sci.*, 2015, **449**, 205–214.
- 83 S. Nave, J. Eastoe and J. Penfold, *Langmuir*, 2000, **16**, 8733–8740.
- 84 S. Nave, J. Eastoe, R. K. Heenan, D. Steytler and I. Grillo, *Langmuir*, 2000, **16**, 8741–8748.
- 85 G. S. Roberts, *PhD thesis*, University of Bristol, 2007.
- 86 G. Hussain, A. Robinson and P. Bartlett, *Langmuir*, 2013, **29**, 4204–4213.
- 87 C. P. Royall, M. E. Leunissen and A. van Blaaderen, *J. Phys.: Condens. Matter*, 2003, **15**, S3581–S3596.
- 88 T. Vissers, A. Wysocki, M. Rex, H. Lowen, C. P. Royall, A. Imhof and A. van Blaaderen, *Soft Matter*, 2011, **7**, 2352–2356.
- 89 M. M. Gacek and J. C. Berg, *J. Colloid Interface Sci.*, 2015, **449**, 192–197.
- 90 M. T. Elsesser and A. D. Hollingsworth, *Langmuir*, 2010, **26**, 17989–17996.
- 91 A. P. Richez, H. N. Yow, S. Biggs and O. J. Cayre, *Prog. Polym. Sci.*, 2013, **38**, 897–931.
- 92 A. P. Richez, L. Farrand, M. Goulding, J. H. Wilson, S. Lawson, S. Biggs and O. J. Cayre, *Langmuir*, 2014, **30**, 1220–1228.
- 93 L. D. Farrand, C. Topping, K. Belsey and S. Holder, *Particles for Electrophoretic Displays*, Patent WO 2014/166583 A1, 2014.
- 94 R. Sánchez, *arXiv e-prints*, 2012, 1211.3155.
- 95 T. Lin, T. E. Kodger and D. A. Weitz, *Soft Matter*, 2013, **9**, 5173–5177.
- 96 M. K. Klein, A. Zumbusch and P. Pfeleiderer, *J. Mater. Chem. C*, 2013, **1**, 7228–7236.
- 97 A. P. Abbott and D. J. Schiffrin, *J. Chem. Soc., Faraday Trans.*, 1990, **86**, 1453–1459.
- 98 E. L. Michor and J. C. Berg, *Langmuir*, 2014, **30**, 12520–12524.
- 99 S. K. Sainis, V. Germain and E. R. Dufresne, *Phys. Rev. Lett.*, 2007, **99**, 018303.
- 100 J. W. Merrill, S. K. Sainis and E. R. Dufresne, *Phys. Rev. Lett.*, 2009, **103**, 138301.
- 101 J. W. Merrill, S. K. Sainis, J. Blawzdziejewicz and E. R. Dufresne, *Soft Matter*, 2010, **6**, 2187–2192.
- 102 S. M. Klein, V. N. Manoharan, D. J. Pine and F. F. Lange, *Colloid Polym. Sci.*, 2003, **282**, 7–13.
- 103 G. Bosma, C. Pathmamanoharan, E. H. A. de Hoog, W. K. Kegel, A. van Blaaderen and H. N. W. Lekkerkerker, *J. Colloid Interface Sci.*, 2002, **245**, 292–300.
- 104 T. A. Wood, J. S. Lintuvuori, A. B. Schofield, D. Marenduzzo and W. C. K. Poon, *Science*, 2011, **334**, 79–83.
- 105 S. P. Meeker, W. C. K. Poon, J. Crain and E. M. Terentjev, *Phys. Rev. E*, 2000, **61**, R6083–R6086.
- 106 D. Vollmer, G. Hinze, W. C. K. Poon, J. Cleaver and M. E. Cates, *J. Phys.: Condens. Matter*, 2004, **16**, L227.
- 107 J. Cleaver, D. Vollmer, J. Crain and W. Poon, *Mol. Cryst. Liq. Cryst.*, 2004, **409**, 59–68.
- 108 L. Wei, L. Eskildsen, J. Weirich, L. Scolari, T. T. Alkeskjold and A. Bjarklev, *Appl. Opt.*, 2009, **48**, 497–503.
- 109 N. Podoliak, O. Buchnev, M. Herrington, E. Mavrona, M. Kaczmarek, A. G. Kanaras, E. Stratakis, J.-F. Blach, J.-F. Henninot and M. Warengem, *RSC Adv.*, 2014, **4**, 46068–46074.
- 110 A. Bogi and S. Faetti, *Liq. Cryst.*, 2001, **28**, 729–739.

- 
- 111 O. D. Lavrentovich, I. Lazo and O. P. Pishnyak, *Nature*, 2010, **467**, 947–950.
- 112 J. E. Hallett, P. Bartlett and R. M. Richardson, In preparation.
- 113 S. Klein, *Liq. Cryst. Rev.*, 2013, **1**, 52–64.
- 114 H.-F. Eicke and H. Christen, *Helv. Chim. Acta*, 1978, **61**, 2258–2263.
- 115 M. E. Leunissen, *PhD thesis*, Universiteit Utrecht, 2007.
- 116 M. E. Leunissen, A. van Blaaderen, A. D. Hollingsworth, M. T. Sullivan and P. M. Chaikin, *Proc. Natl. Acad. Sci. U.S.A.*, 2007, **104**, 2585–2590.
- 117 M. M. Gacek and J. C. Berg, *Adv. Colloid Interface Sci.*, 2015, **220**, 108–123.
- 118 B. Comiskey, J. D. Albert, H. Yoshizawa and J. Jacobson, *Nature*, 1998, **394**, 253–255.
- 119 J. Heikenfeld, P. Drzaic, J.-S. Yeo and T. Koch, *J. Soc. Info. Display*, 2011, **19**, 129–156.

Table of contents entry

Charged polymer latexes can be produced in nonpolar solvents, and the variations used to control the charge have been reviewed.




# Effect of adding charging agents to sterically-stabilized PMMA latexes in nonpolar solvents

Soft Matter


Page 16 of 16

## Increased interactions



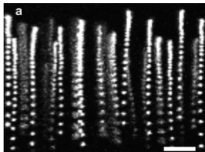
*Langmuir* 2005 **21** 4881

## Crystalline order



*Nature* 2005 **437** 235

## Electrophoretic mobility



*Soft Matter* 2013 **9** 5173