



Cite this: *EES Batteries*, 2025, **1**, 385

## Advances and future prospects of low-temperature electrolytes for lithium-ion batteries†

Mehdi Shanbedi, <sup>a</sup> Hossein Shahali, <sup>b</sup> Andreas A. Polycarpou <sup>\*a</sup> and Ahmad Amiri <sup>\*a,b</sup>

Energy storage is a fundamental requirement in modern society. Among various options, lithium-ion batteries (LIBs) stand out as a key solution for energy storage in electrical devices and transportation systems. However, their performance at sub-zero temperatures presents significant challenges, restricting their broader use. This review first outlines the structure and components of LIBs, followed by an exploration of the primary low-temperature limitations, such as reduced ionic conductivity in the bulk electrolyte, slower charge transfer rates, lithium dendrite formation, and decreased diffusion coefficients in the solid electrolyte interface and the cathode electrolyte interface layers. Furthermore, it examines various aqueous and non-aqueous electrolytes, including solvents, lithium salts, and additives, along with a comprehensive overview of advancements in the field. The review aims to provide readers with a thorough understanding of the mechanisms influencing electrolytes at low temperatures and offers guidance for enhancing the applicability of LIBs in cold environments.

Received 25th January 2025,

Accepted 16th April 2025

DOI: 10.1039/d5eb00013k

[rsc.li/EESBatteries](https://rsc.li/EESBatteries)

### Broader context

Lithium-ion batteries (LIBs) have become the cornerstone of portable electronics, electric mobility, and stationary energy storage, anchoring the global transition toward low-carbon technologies. Yet, as our energy demands extend beyond conventional environments—into arctic regions, aerospace platforms, and high-altitude systems—the limitations of current battery chemistries become pronounced. In particular, sub-zero temperatures impose severe constraints on battery performance, manifesting as diminished ionic conductivity, suppressed electrochemical kinetics, and interfacial instabilities. These challenges compromise both safety and reliability, undermining mission-critical applications ranging from planetary exploration to cold-chain logistics. This review provides a comprehensive exploration of the material science and electrochemistry underpinning low-temperature LIB operation. It examines the multifaceted barriers—including lithium-ion desolvation, electrolyte viscosity, and interfacial ion transport—and highlights how recent innovations in solvent selection, salt pairing, and molecular additives are shifting the performance envelope. These breakthroughs not only enable operation at extreme temperatures but also open new design pathways for robust, climate-resilient batteries. By integrating insights from materials chemistry, thermal modeling, and device engineering, this work outlines a roadmap for advancing LIB technologies into uncharted operational domains and global sustainability frameworks.

## 1. Introduction

In recent decades, humanity has faced a multitude of interconnected global challenges, including global warming, climate change, polar ice melting, environmental pollution, rapid population growth, and food supply shortages. International agreements such as the Kyoto Protocol (1992) and the Paris Agreement (2016), under the United Nations Framework Convention on Climate Change, aim to mitigate climate change by reducing greenhouse gas emissions. Despite

ongoing efforts to transition to cleaner energy sources, the demand for energy continues to grow globally. Traditional vehicles powered by gasoline or diesel contribute significantly to greenhouse gas emissions, presenting an environmental challenge. As global energy consumption increases to levels comparable to Europe and the US, fossil fuels are expected to remain a significant energy source for the foreseeable future until alternative solutions, such as advanced nuclear technologies or other innovations, become more widely adopted.<sup>1</sup>

While developed nations have made strides in renewable energy technologies, such as solar, wind, wave, and nuclear power, these efforts alone are insufficient to meet the growing demand for clean energy. A pivotal solution lies in the development of advanced energy storage systems, which are integral to achieving carbon neutrality. Among these, lithium-ion batteries (LIBs) have emerged as a cornerstone technology. Introduced over half a century ago, LIBs operate on the prin-

<sup>a</sup>Department of Mechanical Engineering, The University of Tulsa, Tulsa, OK 74104, USA. E-mail: andreas-polycarpou@utulsa.edu

<sup>b</sup>Russell School of Chemical Engineering, The University of Tulsa, Tulsa, OK 74104, USA. E-mail: ahmad-amiri@utulsa.edu

† Electronic supplementary information (ESI) available. See DOI: <https://doi.org/10.1039/d5eb00013k>

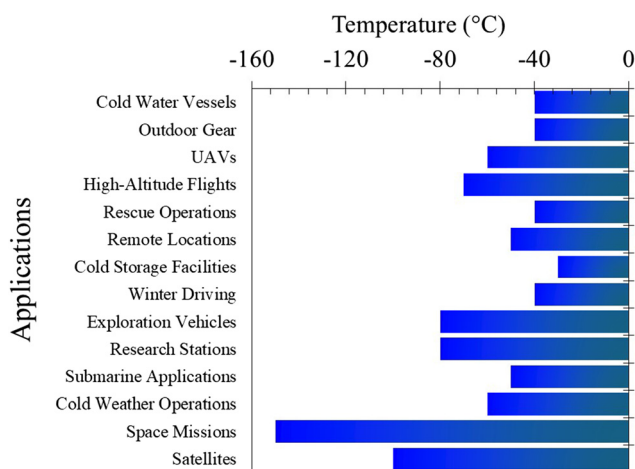


ciple of lithium-ion migration between the cathode and anode, with electrolytes playing a crucial role in preventing direct current and facilitating ion transport.<sup>2,3</sup>

Electrolytes, comprising inorganic and organic components, are essential for forming the solid electrolyte interphase (SEI) on the anode and the cathode electrolyte interphase (CEI) on the cathode. These interphases are vital for efficient lithium-ion transfer and the overall functionality of LIBs. Due to their high energy density, rapid charge–discharge rates, lightweight, and longevity, LIBs have garnered significant attention from researchers and become indispensable in portable electronic devices and energy storage systems.

However, despite substantial advancements, LIBs face notable limitations, particularly in sub-zero environments. At temperatures below 0 °C, the performance of LIBs deteriorates significantly. The key chemical reactions within the electrodes and electrolytes slow down, leading to reduced energy capacity and disrupted charge–discharge cycles. Additionally, the increased viscosity of conventional electrolytes, often based on ethylene carbonate (EC), decreases ionic conductivity and charge transfer rates. This not only heightens internal resistance but also promotes lithium dendrite formation, which can damage battery structures.

Addressing these challenges requires innovative approaches. Current strategies include incorporating solvent additives into multicomponent electrolyte systems to lower freezing points and improve ionic conductivity. Moreover, research is increasingly focused on alternatives to traditional organic electrolytes, such as ionic liquids, ceramics, and liquefied gas solvents, to enhance the low-temperature performance of LIBs. The practical importance of improving LIBs performance in sub-zero conditions spans numerous critical applications. Fig. 1 shows some of the applications and their required lower limit operating temperature. However, these extreme conditions highlight the necessity for specialized battery designs capable of ensuring reliability and efficiency in harsh environments, specifically cold temperatures.



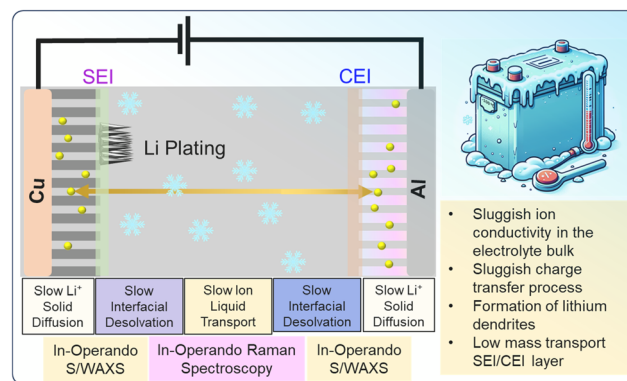
**Fig. 1** Representative applications and their required lower limit operating temperature.

Improving the low-temperature performance of LIBs is critical for expanding their application potential and addressing humanity's energy storage needs, both on Earth and beyond. This review first examines the structure of LIBs, then explores the mechanisms and limitations that arise at sub-zero temperatures. Furthermore, it goes beyond the conventional analysis of electrolyte properties by investigating the characteristics of SEI/CEI layers at low temperatures and how to optimize these layers for enhanced cycle stability. The review also highlights recent advances in electrolyte formulations and additives designed to improve LIB performance under extreme conditions. Finally, it discusses the future outlook for high-energy cells at low temperatures and the specific challenges in this area, which have been less addressed in similar studies.

## 2. Structure and components of lithium-ion batteries

LIBs are widely recognized today, and it is important to understand what sets them apart from other types of batteries. Fig. 2 illustrates the functional components of a LIBs. The electric current flows through conductive surfaces that connect to the cells—aluminum on one side and copper on the other. Like all batteries, LIBs feature two electrodes: the cathode (positive) and the anode (negative). The cathode is composed of lithium-containing metal oxides, and its uniform chemical composition enhances performance and extends the battery's lifespan. Conversely, the anode consists of carbon-based materials, such as graphite or graphene.

An electrolyte layer, serving as the medium for lithium-ion transport, fills the space between the electrodes. To ensure



**Fig. 2** Challenges of low-temperature LIBs: the schematic illustrates the key barriers to lithium-ion transport at low temperatures, including slow solid-state diffusion through the SEI and CEI, sluggish ion liquid transport, and high energy barriers for interfacial desolvation. These issues result in reduced ionic conductivity, limited charge transfer kinetics, and increased risk of lithium plating on the anode, leading to capacity fade and safety concerns. The energy profile below highlights the significant desolvation energy required for lithium-ion migration across the SEI and CEI layers, which is exacerbated at cold temperatures. The illustration on the right emphasizes the reduced performance and safety risks of batteries operating in subzero environments.

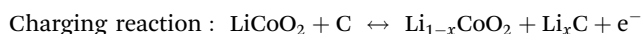


safe charging and discharging, this layer must be as free of water particles as possible. A separator layer is placed between the cathode and anode to prevent short circuits, allowing only lithium ions to pass through. During charging, lithium ions migrate across the separator into the carbon-based anode, where they are stored. This movement facilitates the charging process, while electrons flow in the opposite direction through an external circuit, generating electric current. The potential difference and resistance between the electrodes drive this current. When discharging, lithium ions return to the cathode through the separator, completing the cycle.

The performance of a LIB is directly linked to the quality of its materials. Using highly pure, specially formulated materials results in enhanced performance and longer battery life. Research in this field focuses on improving factors such as lifespan, energy density, thermal stability, cycle life, cost, weight, and charging speed. Cycle life depends on the stability of the SEI at the anode and the CEI at the cathode. Degradation of these layers can lead to capacity loss and reduced performance over time. Ensuring stable SEI and CEI under varying temperatures is critical for safety and longevity, as high temperatures accelerate degradation, and low temperatures hinder lithium-ion intercalation and deintercalation kinetics.

Safety concerns regarding the flammability and volatility of organic solvents in conventional electrolytes have spurred research into non-flammable alternatives, including both aqueous and non-aqueous electrolytes. Most LIBs use electrolytes made from lithium salts dissolved in organic solvents, which are specifically designed to prevent reactivity with water. The battery housing is also sealed to minimize moisture absorption.

Key processes in LIBs include solvation and desolvation. Solvation refers to the interaction of solvent molecules with lithium ions, forming a solvation shell. During desolvation, these shells are stripped away, allowing the lithium ions to intercalate into the electrode material. At low temperatures, solvation dynamics change, potentially forming more rigid solvation shells that hinder desolvation, increase energy requirements, and slow charge transfer kinetics. This leads to diminished battery performance and capacity in cold conditions. Tailored electrolytes and additives are employed to promote stable SEI and CEI layers, even at low temperatures, which is vital for maintaining performance in extreme environments. The overall electrochemical reactions in a LIBs including carbon-based anode can be summarized as follows:



where subscript  $x$  represents the amount of lithium intercalated into the anode.



This family of LIBs faces significant challenges at low temperatures. As illustrated in the schematic of Fig. 2, the reduced mobility of lithium ions across the SEI and the CEI layers limits battery performance. At low temperatures, the energy

barrier for lithium-ion desolvation increases due to the formation of a more rigid solvation shell, making the process slower and less efficient. Additionally, sluggish ion transport within the electrolyte and reduced ionic conductivity exacerbate these limitations. Low temperatures also heighten the risk of lithium plating on the anode, which can lead to capacity fade and safety risks. The image underscores the need for advanced materials and tailored electrolytes to mitigate these issues, ensuring stable SEI and CEI layers under extreme thermal conditions.

The relationship between electrode materials, electrolyte composition, and lithium-ion dynamics is central to improving LIBs at extreme temperatures. Optimized anode and cathode porosity, tailored electrolyte viscosity, and the use of novel separators with enhanced thermal stability are strategies being explored to mitigate the negative effects of low-temperature operation. Understanding these material interactions is key to achieving reliable battery performance in harsh environments. Furthermore, at low temperatures, the stability and conductivity of the solid electrolyte interphase (SEI) and cathode electrolyte interphase (CEI) become critical factors that dictate battery performance. The SEI, which forms on the anode surface due to electrolyte decomposition, functions as a passivation layer that regulates lithium-ion transport. However, at sub-zero temperatures, the SEI layer becomes more resistive and rigid, impeding lithium-ion diffusion and leading to an increase in interfacial resistance. Similarly, the CEI layer on the cathode may undergo structural instability, further deteriorating charge transfer kinetics. These factors contribute to sluggish charge/discharge rates, lower energy efficiency, and increased risk of lithium plating. Consequently, advanced electrolyte formulations with optimized solvation structures and additives designed to stabilize SEI/CEI at low temperatures have gained significant research interest.<sup>4,5</sup>

### 3. Mechanism and main limitations of low-temperature lithium-ion batteries

Four basic factors of the limitation of ionic conductivity in bulk electrolyte, namely, the reduction of charge transfer rate at electrolyte, the formation of lithium dendrites and sluggish diffusion coefficient in SEI and CEI layers and reduced desolvation kinetics have been investigated. Fig. 3 shows a schematic of the main limiting factors (resistances) on the performance of LIBs with low-temperature electrolyte.

#### 3.1. Limitation of ionic conductivity in bulk electrolyte

This section explores four fundamental factors limiting the performance of LIBs: the restricted ionic conductivity in the bulk electrolyte, the reduced charge transfer rate at the electrolyte interface, the formation of lithium dendrites, and the slow diffusion coefficients within the SEI and CEI layers.

As the temperature decreases, the viscosity of the electrolyte increases, leading to reduced ion mobility and, consequently, a decrease in ionic conductivity. Ionic conductivity ( $\sigma$ ), a criti-



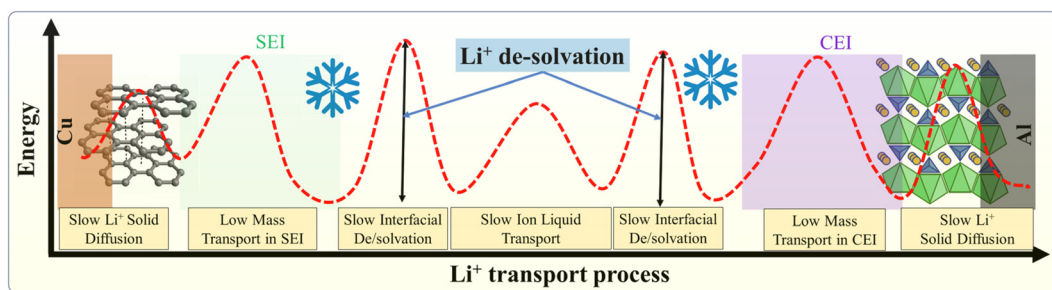


Fig. 3 Schematic of main limiting factors of LIBs at low-temperature electrolyte.

cal parameter for evaluating an electrolyte's ability to facilitate ion transport, is defined by the following equations:<sup>6,7</sup>

$$\sigma = \sum n_i \mu_i z_i e \quad (1)$$

$$\mu_i = \frac{1}{6\pi r \eta} \quad (2)$$

where  $\mu_i$  is the ion mobility of different ions,  $n_i$  is the number of free ions,  $e$  is a unit charge,  $z_i$  is the charge capacity,  $r$  is the radius of the solute ion and  $\eta$  is the viscosity. Examining eqn (1) and (2), the conductivity of electrolytes is mainly influenced by  $\mu_i$ ,  $z_i$  and  $n_i$ . The values of  $z_i$  and  $n_i$  are constant in certain electrolyte compositions.  $\mu_i$  is inversely related to viscosity, which means that ions dissolved in solvents with lower viscosity have a higher speed of movement. Therefore, low-viscosity electrolytes are particularly advantageous for low-temperature applications due to their ability to enhance ion mobility. Achieving low viscosity in electrolytes is typically accomplished by incorporating low-viscosity solvents. However, many of these solvents have low dielectric constants, which limits their ability to dissociate lithium salt ions effectively, leading to ion pairing and reduced ionic conductivity. The dielectric constant of an electrolyte solvent reflects its capacity to dissociate lithium salts and increase the number of free ions, significantly influencing the interaction between the solution components and overall ion transport.<sup>8</sup>

While aqueous electrolytes generally exhibit higher ionic conductivity than non-aqueous alternatives at room temperature, their performance is hindered at low temperatures (lower 0 °C) due to the higher freezing point of water compared to organic solvent mixtures, such as cyclic and non-cyclic carbonates. This results in a steeper decline in ionic conductivity as temperature decreases.<sup>9,10</sup> To address these challenges, an optimal electrolyte formulation requires a balance between low viscosity and high dielectric constant solvents. Such a combination ensures sufficient ion dissociation and mobility while minimizing the risk of electrolyte crystallization, which can severely degrade battery performance at low temperatures,<sup>11</sup> less than ethylene carbonate-based electrolyte (EC-based).

### 3.2. Reduction of charge transfer rate at electrolyte

The efficiency of charge transfer at the electrolyte-electrode interfaces plays a critical role in determining the performance

of LIBs, particularly at low temperatures where this process becomes a limiting factor. Charge transfer kinetics are characterized by the charge transfer resistance ( $R_{ct}$ ), which quantifies the difficulty of this process. Based on the Arrhenius equation and the Butler-Volmer equation,  $R_{ct}$  is directly influenced by the activation energy ( $E_a$ ) associated with the charge transfer process. Higher  $E_a$  results in greater  $R_{ct}$ , thereby reducing the rate of charge transfer and adversely affecting battery performance at low temperatures.

The  $R_{ct}$  is described by the Arrhenius equation:

$$\frac{1}{R_{ct}} = A e^{\frac{-E_a}{RT}} \quad (3)$$

where  $R$  is the gas constant,  $T$  is the temperature in Kelvin, and  $A$  is a constant. A high  $R_{ct}$  value suggests delayed charge transfer reaction kinetics. This generally can be seen in electrochemical impedance spectra (EIS), where a semicircle at the mid-frequency area typically associated with charge transfer resistance exhibits increased dominance as temperature declines. Zhang *et al.*<sup>12</sup> demonstrated that the resistance of LIBs at low temperatures is dominated by  $R_{ct}$ , which increases rapidly as the temperature decreases. They found that when the graphite electrode was fully delithiated,  $R_{ct}$  was significantly greater, indicating that a substantial kinetic barrier must be overcome for  $\text{Li}^+$  ions to diffuse into the anode.

The  $\text{Li}^+$  desolvation process, where  $\text{Li}^+$  loses its solvation sheath before migrating through the SEI,<sup>13</sup> and the subsequent migration of the naked  $\text{Li}^+$  across the resistive SEI, are two critical steps in the diffusion of  $\text{Li}^+$  from the electrolyte to the anode. Among these, the  $\text{Li}^+$  desolvation process is generally considered the major contributor to  $R_{ct}$ . It can be concluded from eqn (3) that the charge transfer impedance is determined by the temperature and  $E_a$  of the charge transfer process.<sup>14</sup>

The  $E_a$  of the charge transfer process depends on the desolvation process of  $\text{Li}^+$  and the binding energy of  $\text{Li}^+$  at the electrode surface sites.<sup>14,15</sup> Xu *et al.*<sup>15</sup> reported that  $\text{Li}^+$  desolvation in binary carbonate electrolytes has an  $E_a$  value of around 50 kJ mol<sup>-1</sup>, which is substantially higher than  $E_a$  for  $\text{Li}^+$  conduction through the SEI (20 kJ mol<sup>-1</sup>). Subsequent research corroborates these findings, showing that  $\text{Li}^+$  desolvation, rather than  $\text{Li}^+$  diffusion in solid electrodes or migration through the SEI, is the dominant kinetic barrier to  $\text{Li}^+$  transport at low temperatures.<sup>16</sup> Therefore, enhancing the electro-





lyte's capability to facilitate  $\text{Li}^+$  desolvation at the electrode-electrolyte interface is essential for improving LIBs performance at low temperatures.

EIS is a powerful tool for investigating the electrochemical kinetics of LIBs. As shown in Fig. 4a, the Nyquist plot reveals the impedance response of LIB cells over multiple charge-discharge cycles. The impedance consists of three primary components: ohmic resistance ( $R_b$ ), solid electrolyte interphase ( $R_{\text{SEI}}$ ) resistance, and  $R_{\text{ct}}$ .<sup>17</sup>  $R_{\text{ct}}$  is a crucial parameter that increases at lower temperatures due to hindered Li-ion kinetics.

The influence of temperature on the overall impedance profile is highlighted in Fig. 4b, which presents the variation of  $R_{\text{ct}}$  as a function of the cycle number.<sup>17</sup> The data shows that at subzero temperatures,  $R_{\text{ct}}$  dominates the total cell resistance, causing performance degradation. These findings align with recent studies emphasizing the critical role of  $\text{Li}^+$  desolvation and interfacial resistance in determining low-temperature performance.

Charge polarization during low-temperature cycling primarily originates from sluggish  $\text{Li}^+$  desolvation at the electrode/electrolyte interface, as illustrated in Fig. 4c.<sup>18</sup> EIS analysis indicates that the solvation structure and activation energy of lithium-ion desolvation significantly impact charge transfer resistance at subzero temperatures. The transformation of Nyquist plots into distribution of relaxation times (DRT) plots enables better visualization of individual electrochemical processes, aiding in precise diagnosis of interfacial resistance behavior.

Finally, Fig. 4d presents an updated Arrhenius plot of charge transfer resistance for LIB cells with different electrolyte compositions.<sup>18</sup> The results indicate that electrolyte formulations with optimized solvation structures exhibit lower activation energy barriers, thus reducing charge transfer resistance at low temperatures. These insights highlight the need for advanced electrolyte engineering to enhance the performance of LIBs under extreme conditions.

At temperatures below  $-20^\circ\text{C}$ ,  $R_{\text{ct}}$  becomes nearly equal to the total cell resistance, identifying lithium-ion ( $\text{Li}^+$ ) desolvation as the rate-limiting step in the charge transfer process. This finding strongly suggests that  $\text{Li}^+$  desolvation predominantly dictates the low-temperature performance of rechargeable lithium batteries, provided the effect of ion transport within bulk active materials is excluded. Xu *et al.* experimentally validated this conclusion.<sup>19</sup> They assembled symmetric cells with graphite/graphite,  $\text{LiNi}_{0.8}\text{Co}_{0.15}\text{Al}_{0.05}\text{O}_2$  (NCA)/NCA, and  $\text{Li}_4\text{Ti}_5\text{O}_{12}$  (LTO)/LTO electrodes, all using the same carbonate-based electrolyte. This setup eliminated the influence of multiple electrode materials and solvation structures.

Despite the vastly different interfacial chemistries and material properties of these cells, their EIS spectra at  $-40^\circ\text{C}$  were strikingly similar. This similarity was attributed to their identical solvation structures, which created a similar desolvation energy barrier. The desolvation process accounted for most of the impedance at  $-40^\circ\text{C}$ . Furthermore, significant variations in low-temperature discharge capacities were

observed in cells with the same interfacial chemistry but different electrolytes, confirming that low-temperature performance is more closely tied to the bulk solvation structure than to the SEI chemistry. However, there is ongoing debate about whether the desolvation process is exclusively influenced by the solvation structure in the bulk electrolyte. It is plausible that the SEI or CEI chemistry, as well as the nature of the electrode, could impact the desolvation process by interacting with the solvent molecules or ions in the solvation sheath. These interactions require further investigation using advanced modeling and characterization techniques to provide clarity.<sup>20</sup>

Low-temperature charging is inherently more challenging than low-temperature discharging. Consequently, many studies on low-temperature electrolytes for LIBs have focused on improving discharge performance after room-temperature charging. Paradoxically, the charge-transfer process at the cathode, which is critical for low-temperature discharge, has been largely overlooked. More in-depth research is needed to better understand and optimize the cathode-side charge-transfer process to enhance the performance of LIBs under low-temperature conditions.

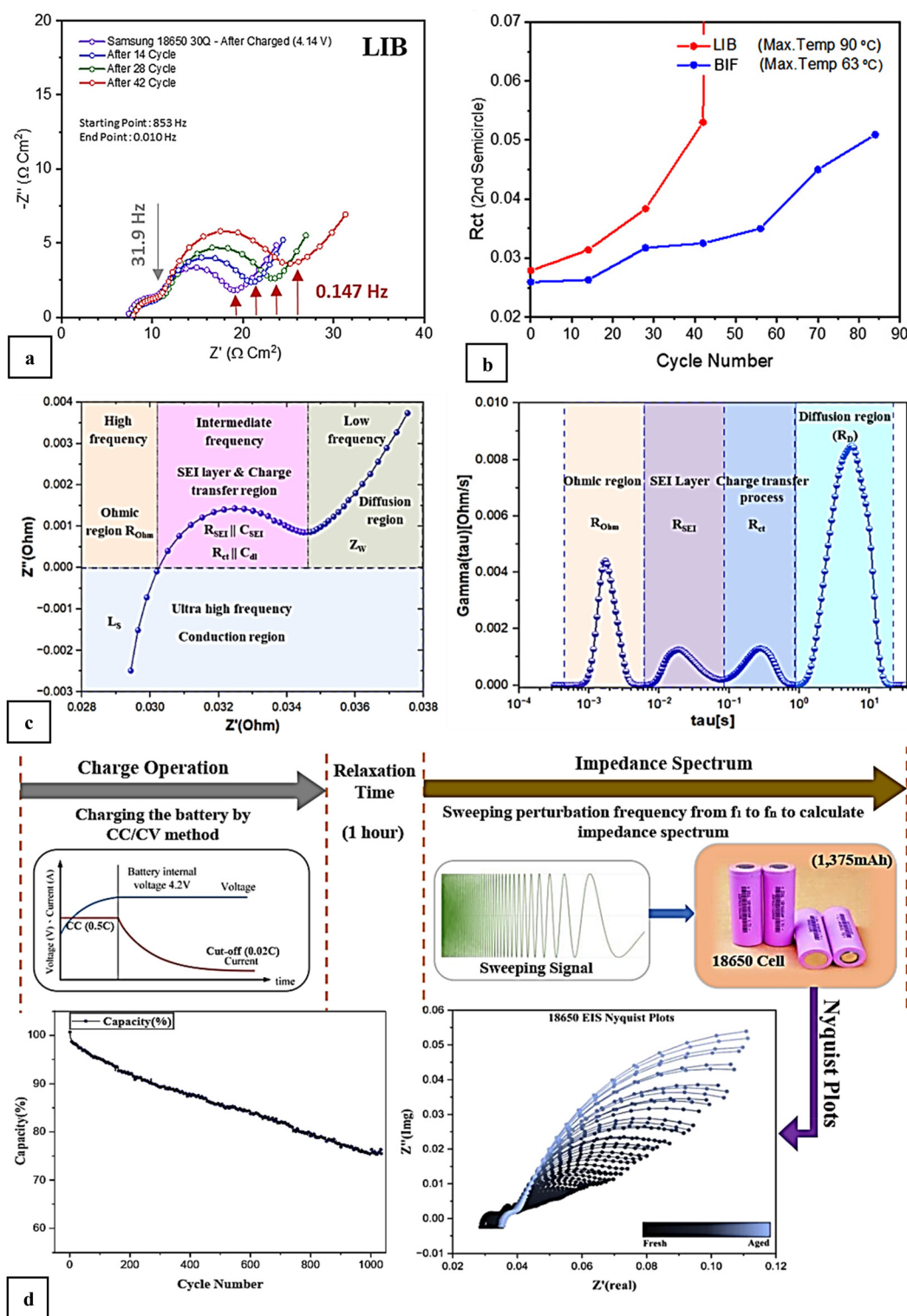
### 3.3. The formation of lithium dendrites

As operating temperatures decrease, slow lithium-ion diffusion exacerbates non-uniform lithium plating and accelerates dendrite formation near the anode, leading to significant safety concerns and limited battery lifespan. This issue is particularly severe at low temperatures, where LIBs experience considerable capacity loss due to the abnormal growth of the SEI caused by lithium dendrites. These dendrites continuously consume lithium ions during cycling, reducing the available charge and degrading performance.

Lithium plating, the direct deposition of lithium metal on the anode surface, occurs due to the mismatch between the rate of lithium-ion reduction and the rate of lithium-ion intercalation into bulk graphite. This phenomenon is largely driven by high overpotentials caused by anode polarization.<sup>21,22</sup> Anode polarization includes three main types: ohmic polarization, electrochemical polarization, and concentration polarization. Ohmic polarization arises from the contact resistance between cell components, electrochemical polarization is related to charge transfer processes, and concentration polarization is caused by ion concentration gradients in the electrolyte and electrode.<sup>23,24</sup> Together, these polarizations contribute significantly to lithium plating.

Lithium plating is closely tied to the electrolyte, as it affects lithium-ion transport, desolvation, and interfacial diffusion. The transport of  $\text{Li}^+$  within the bulk electrolyte, its segregation at the electrode/electrolyte interface, and its diffusion through the SEI all influence the plating process. A well-designed electrolyte system can significantly reduce the likelihood of lithium plating. However, at low temperatures, plated lithium reacts poorly during annealing, resulting in low Coulombic efficiency. Historically, research on lithium plating has focused on ambient conditions, particularly in the context of





**Fig. 4** EIS analysis of LIBs at low temperatures, illustrating the impact of  $R_{\text{ct}}$  and electrolyte composition on cell performance. (a) Nyquist plot comparing impedance spectra of LIB and BIF cells over multiple charge–discharge cycles. Reproduced with permission from ref. 17. (b) Temperature-dependent variations of  $R_{\text{b}}$ ,  $R_{\text{SEI}}$ , and  $R_{\text{ct}}$  during cycling, emphasizing the increasing dominance of  $R_{\text{ct}}$  at low temperatures. Reproduced with permission from ref. 17. (c) Comparative analysis of solvated vs. desolvated lithium-ion transfer at graphite electrodes, highlighting activation energy differences. Reproduced with permission from ref. 18. (d) Arrhenius plot of charge transfer resistance for various electrolytes, illustrating the relationship between solvation structure and temperature-dependent impedance changes. Reproduced with permission from ref. 18.



fast charging at room temperature ( $\sim 25\text{ }^{\circ}\text{C}$ ), a critical performance metric for electric vehicles.<sup>25</sup> In such studies, lithium plating is often examined as a factor limiting fast-charging capabilities. However, lithium plating at low temperatures has received comparatively less attention due to the reliance on urban charging infrastructures with pre-heating or indoor facilities that maintain LIBs at moderate temperatures during charging. While these setups mitigate the effects of low-temperature charging, expanding applications in space exploration, military, and defense necessitate a deeper understanding of LIBs behavior under such extreme conditions.

At low temperatures, mass transport and charge transfer kinetics are severely hindered, resulting in large polarization even at low current densities.<sup>26,27</sup> The increased polarization significantly lowers the critical current density required for lithium plating during charging, compared to room-temperature conditions. von Lüdgers *et al.* studied the characteristics of lithium plating in commercial 18650 LIBs at  $-2\text{ }^{\circ}\text{C}$  using static voltage and neutron diffraction techniques. Their results revealed that when the charge rate exceeded  $0.5\text{C}$ , visible lithium plating occurred on the graphite anode. At  $1\text{C}$  charge rate, lithium plating accounted for approximately 10% of the total charging capacity.<sup>28</sup>

Lithium plating is associated with several challenges, including loss of lithium inventory, formation of dendritic lithium, dead lithium accumulation, additional SEI growth, and gas generation (Fig. 5a). These effects not only degrade battery performance but also pose significant safety risks. For example, at  $-29\text{ }^{\circ}\text{C}$ , substantial lithium plating in a high-capacity ( $50\text{ A h}$ ) battery caused violent reactions between plated lithium and the electrolyte, generating large quantities of gas. The resulting stress on the electrodes was identified as a key factor in battery failure.<sup>29</sup>

In lithium-metal batteries (LMBs), the intrinsic electrode reaction involves lithium plating and stripping. However, during low-temperature cycling, issues related to dendrite formation are magnified. Holoubek *et al.*<sup>30</sup> reported that sluggish desolvation at low temperatures exacerbates lithium deposition dynamics, leading to tip-driven dendrite growth. According to Tao Ma *et al.*,<sup>31</sup> the deposition characteristics of lithium at low

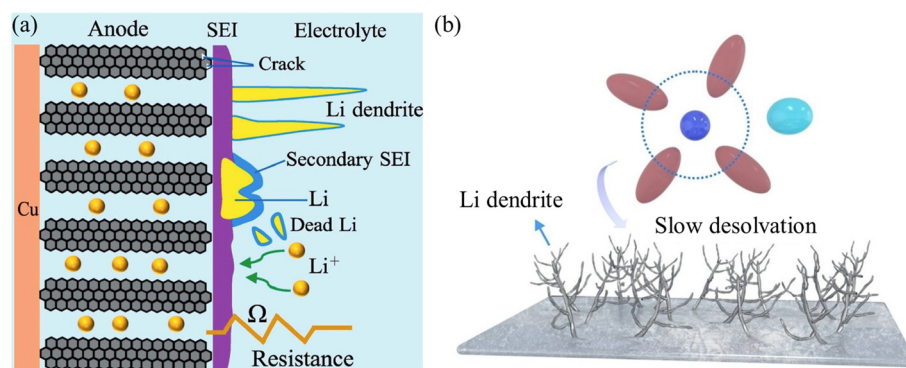
temperatures are significantly influenced by the solvation properties of the electrolyte. While electrolytes containing solvents with strong solvation abilities typically exhibit enhanced ionic conductivity, they also experience hindered desolvation kinetics. As a result, during lithium plating at low temperatures, the reduction of  $\text{Li}^+$  ions on the lithium metal surface becomes inefficient, leading to the formation of fewer initial lithium nuclei. Subsequent deposition tends to occur preferentially on these limited nucleation sites, promoting the growth of lithium dendritic structures (Fig. 5b). These rapidly growing dendrites eventually result in short-circuit failure of the cell.

To address these challenges, future research should prioritize the development of advanced electrolytes with improved low-temperature performance. Efforts should also focus on understanding the interaction between the electrolyte, SEI/CEI chemistry, and lithium-ion transport processes. By mitigating lithium plating and dendrite formation, the safety, efficiency, and lifespan of LIBs in extreme environments can be significantly enhanced.

### 3.4. Sluggish diffusion coefficient in SEI and CEI layers

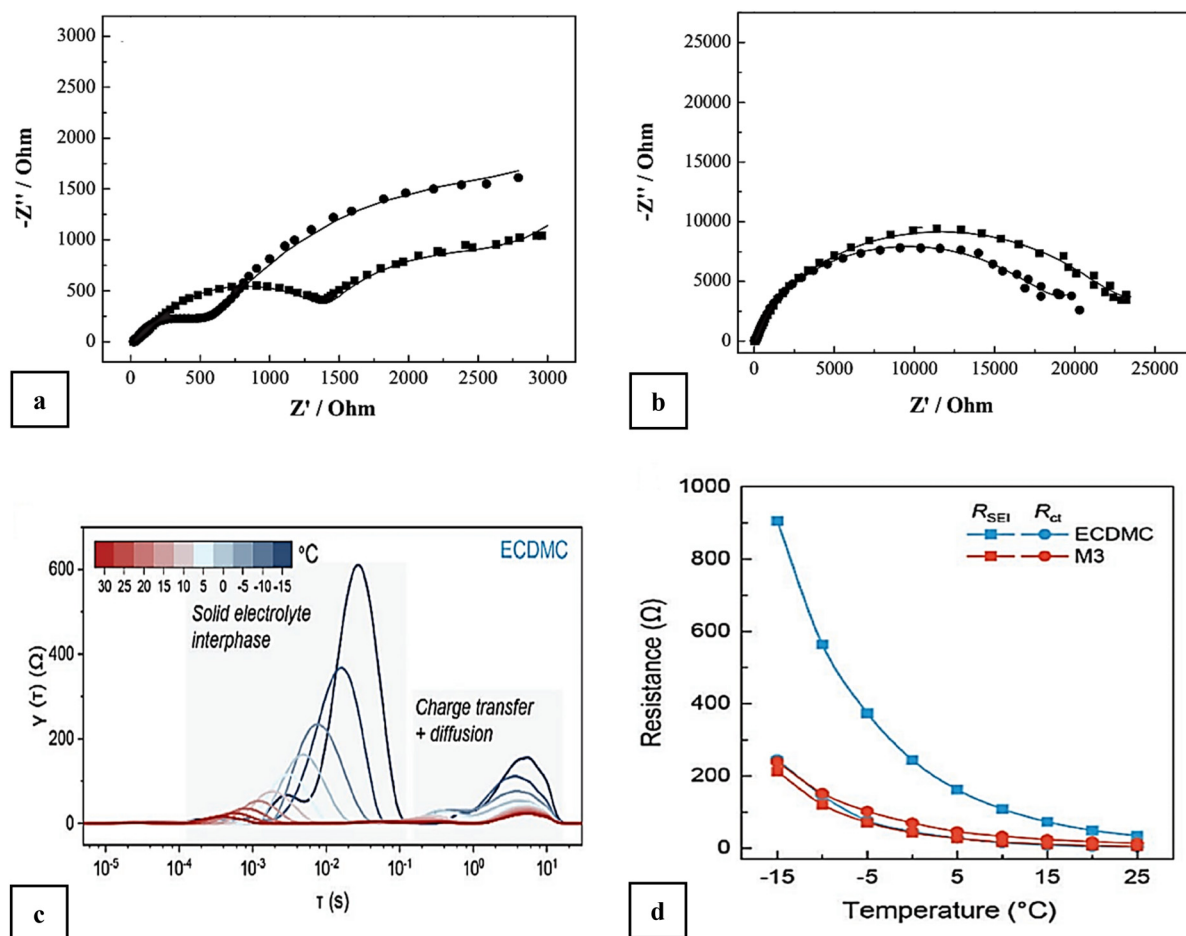
The influence of the interphase films, including the SEI and CEI, on the charge transfer process in LIBs remains an area of ongoing investigation. While the exact role of these interphases in facilitating or hindering charge transfer is not fully understood, the mass transport of  $\text{Li}^+$  within the SEI and CEI layers has been identified as a significant contributor to overall cell impedance.

Early studies using EIS suggested that the  $R_{\text{SEI}}$  was consistently lower than the charge transfer resistance at room temperature under EC-based electrolyte conditions.<sup>30</sup> However, recent research has questioned this understanding. On one hand, the reliability of EIS results obtained from two-electrode systems has been called into question due to interference from the counter electrode, which may distort impedance measurements.<sup>33</sup> On the other hand, the similar time constants of charge transfer and  $\text{Li}^+$  transport within the SEI often result in their impedance signals overlapping into a single semicircle in EIS spectra (Fig. 6a and b), making it difficult to separate the contributions of  $R_{\text{SEI}}$  and  $R_{\text{ct}}$ .<sup>34,35</sup>



**Fig. 5** (a) Degradation mechanism caused by lithium plating on a graphite anode at low temperatures. Reproduced with permission from ref. 32. (b) Schematic illustration showing the impact of low temperature on the morphology of lithium deposition. Reproduced with permission from ref. 31.





**Fig. 6** EIS spectra of delithiated Li/MCMB cells using 1 M LiPF<sub>6</sub> in EC/PC/EMC (1:3:8 v/v/v) with fluoroethylene carbonate (FEC, squares) and without FEC (circles) at (a) –20 °C and (b) –40 °C. Reproduced with permission from ref. 34. (c) DRT analysis of the Nyquist plots for graphite electrodes at various temperatures using 1 M LiPF<sub>6</sub> in EC/DMC (3:7 v/v) electrolyte. Reproduced with permission from ref. 27. (d)  $R_{\text{SEI}}$  and  $R_{\text{ct}}$  values of graphite electrodes obtained from EIS fitting at different temperatures using various electrolytes. Reproduced with permission from ref. 27.

To address these challenges, Yao *et al.* utilized a three-electrode system combined with DRT technology to decouple the intertwined electrochemical processes of charge transfer and interfacial Li<sup>+</sup> transport while minimizing the influence of the counter electrode (Fig. 6c).<sup>27</sup> Their findings revealed that  $R_{\text{SEI}}$  was significantly larger than  $R_{\text{ct}}$  in a Li/Li reference/graphite cell with EC-based electrolytes over a temperature range of –15 °C to 25 °C (Fig. 6d). These results suggest that the high resistance of the SEI, particularly in EC-based systems, makes  $R_{\text{SEI}}$  the dominant rate-limiting step as temperatures approach sub-zero levels. The rate-limiting step in LIBs performance may also vary depending on the specific electrolyte and temperature range. For example, in low-temperature electrolytes that form high-resistance SEI layers,  $R_{\text{SEI}}$  may dominate at moderately low temperatures (*e.g.*, above –20 °C). However, as the temperature drops below –20 °C,  $R_{\text{ct}}$  often becomes the limiting factor due to its steep increase in magnitude. This underscores the importance of tailoring electrolyte properties to balance SEI and charge transfer resistances across a range of operating conditions.

A critical challenge for low-temperature LIBs lies in the instability of many commonly used solvents when interacting with graphite anodes. Solvents capable of functioning well below 20 °C, such as linear carbonates and propylene carbonate (PC), exhibit poor stability on graphite surfaces. These solvents tend to co-intercalate into graphite, leading to structural exfoliation and damage to the anode.<sup>6</sup> Furthermore, esters, another class of low-temperature solvents, undergo condensation reactions with lithiated graphite, generating significant amounts of gas. Even at low temperatures, such reactions contribute to extreme instability at the electrode/electrolyte interface.<sup>36</sup> This instability manifests as rapid capacity fade, increased cell impedance, and reduced cycling life.

In addition to SEI-related issues, the CEI at the cathode also plays a critical role in determining low-temperature performance. The CEI's chemical composition, spatial structure, and stability significantly influence the interfacial properties and lithium-ion transport dynamics. These factors become even more critical when high-voltage cathodes are introduced to improve the baseline capacity of low-temperature LIBs.<sup>37,38</sup>





A poorly formed CEI can exacerbate interfacial resistance, lead to side reactions, and further degrade battery performance under extreme conditions. To enhance low-temperature performance, future research needs to prioritize the comprehensive optimization of both SEI and CEI layers. Specific strategies are discussed below:

**3.4.1. SEI/CEI properties at low temperatures.** The properties of the SEI and CEI are critical for the performance of LIBs at low temperatures. At low temperatures, the SEI and CEI layers tend to have smaller components, become less diffusible and more resistive, leading to increased charge transfer resistance and reduced ion mobility. The formation of a more rigid solvation shell around lithium ions at low temperatures makes the desolvation process slower, thereby hindering the ion transfer through the SEI and CEI layers. Consequently, the battery's charge/discharge rate is significantly reduced, which can result in capacity fade and safety risks.<sup>39,40</sup>

**1. Good SEI/CEI components:** Incorporating functional additives that can form robust, low-resistance interphases under low-temperature conditions.<sup>41</sup> These additives may include lithium salts with weakly coordinating anions or SEI/CEI-forming agents. A stable SEI and CEI at low temperatures typically consists of inorganic compounds such as LiF and Li<sub>2</sub>CO<sub>3</sub>, which provide high ionic conductivity and mechanical stability. Organic components, such as lithium alkyl carbonates, are less stable at low temperatures and can lead to increased impedance.

**2. Degradation mechanisms:** At low temperatures, the SEI/CEI layers are more prone to cracking due to the increased mechanical stress caused by lithium plating and volume changes in the electrodes. Additionally, the reduced ion mobility at low temperatures can lead to incomplete SEI/CEI formation, resulting in poor interfacial stability.<sup>42,43</sup>

**3. Diagnostic methods:** To diagnose the properties of SEI/CEI layers at low temperatures, advanced characterization techniques such as cryo-electron microscopy (cryo-EM), *in situ* spectroscopy, and DRT analysis can be employed. Cryo-EM allows for high-resolution imaging of the SEI/CEI layers at cryogenic temperatures, while *in situ* spectroscopy provides real-time information on the chemical composition and evolution of the interphases. DRT analysis can decouple the contributions of SEI/CEI resistance and charge transfer resistance, providing valuable insights into the interfacial kinetics at low temperatures.

**4. Modeling and simulation:** Leveraging molecular dynamics and *ab initio* simulations to understand the mechanistic interplay between interphase chemistry, Li<sup>+</sup> transport, and charge transfer processes at the atomic scale.

**3.4.2. Optimization strategies for SEI/CEI layers.** To improve the performance of SEI/CEI layers at low temperatures, several strategies can be employed:

**1. Electrolyte additives:** The use of functional additives, such as fluorinated solvents or ether-based systems, to minimize interfacial resistance and enhance stability, can promote the formation of stable and conductive SEI/CEI layers. These additives can also suppress side reactions and reduce gas generation at low temperatures.<sup>44,45</sup>

**2. Cathode coatings:** Exploring alternative cathode materials and coatings that are less prone to degradation and side reactions under low-temperature conditions, thereby complementing SEI and electrolyte improvements. The application of protective coatings, such as Al<sub>2</sub>O<sub>3</sub>, LiCoO<sub>2</sub>, and Li<sub>3</sub>PO<sub>4</sub>, on the cathode surface can enhance the stability of the CEI layer and prevent the dissolution of transition metals at low temperatures.<sup>46–48</sup>

**3. Advanced characterization techniques:** The use of advanced characterization techniques, such as cryo-EM and *in situ* spectroscopy, can provide valuable insights into the formation and evolution of SEI/CEI layers at low temperatures. These techniques can help identify the key factors influencing interfacial stability and guide the development of optimized electrolyte formulations.<sup>49,50</sup>

By addressing the fundamental challenges associated with SEI and CEI at low temperatures, it is possible to extend the operating range and longevity of LIBs, making them more reliable for applications in extreme environments such as aerospace, polar exploration, and military systems.

## 4. Current advances in low-temperature electrolytes for lithium-ion batteries

### 4.1. The role of electrolytes in low-temperature lithium-ion batteries

The electrolyte is a critical component of LIBs, comprising a mixture of solvents, lithium salts, and functional additives. However, LIBs often suffer from reduced discharge capacity or even failure to discharge at low temperatures. This performance degradation is primarily caused by significant increases in solvent viscosity and poor compatibility between the electrolyte and the electrodes.<sup>51,52</sup> At low temperatures, the electrolyte's behavior is influenced by several key factors, including lithium salt dissociation efficiency, solvent viscosity, melting point, and the effectiveness of additives.

To address these challenges, the design of low-temperature electrolytes requires solvents with low viscosity, high dielectric constant, and excellent electrochemical stability. These properties promote enhanced ionic conductivity and efficient dissociation of lithium salts, ensuring the smooth transport of Li<sup>+</sup> ions even at sub-zero temperatures.<sup>53</sup>

Electrolytes typically incorporate lithium salts to facilitate Li<sup>+</sup> dissociation, including options such as lithium hexafluorophosphate (LiPF<sub>6</sub>), lithium bis(oxalato)borate (LiBOB), lithium (oxalato)difluoroborate (LiDFOB), lithium bis(trifluoromethanesulfonyl)imide (LiTFSI), lithium bis(fluorosulfonyl)imide (LiFSI), lithium hexafluoroarsenate monohydrate (LiAsF<sub>6</sub>), lithium perchlorate (LiClO<sub>4</sub>), lithium tetrafluoroborate (LiBF<sub>4</sub>), and lithium triflate (LiTf). These salts are often combined with various organic compounds designed to optimize ionic conductivity and control electrolyte viscosity.

Solvent selection plays an equally critical role in achieving low-temperature performance. Commonly used solvent



families include acyclic and cyclic carbonates, such as EC, dimethyl carbonate (DMC), and PC, as well as linear and cyclic esters, ethers, liquefied gases, ionic liquids, and solid-state lithium-ion complexes. These solvents are tailored to balance viscosity, dielectric properties, and thermal stability, creating an electrolyte environment conducive to efficient  $\text{Li}^+$  transport. Functional additives are another vital component of low-temperature electrolytes. These additives are designed to form robust SEI films, which enhance electrode stability and minimize side reactions at the electrode-electrolyte interface. Additives can also improve electrolyte compatibility with both the anode and cathode, further boosting battery performance under extreme temperature conditions.

This section highlights recent advancements in the development of solvents, lithium salts, and additives for low-temperature LIBs, focusing on strategies to overcome the challenges posed by extreme thermal environments. By optimizing electrolyte formulations, researchers aim to enhance the safety, performance, and lifespan of LIBs in a broad range of applications, from electric vehicles to aerospace technologies.

## 4.2. Non-aqueous electrolytes

**4.2.1. Solvent.** Table 1 provides a comprehensive summary of the physical and structural properties of low-temperature electrolyte solvents studied over the years. Also, Table 2 compares the performance of different solvents (carbonates, ethers, esters) at low temperatures, including information such as ionic conductivity, electrochemical stability, and compatibility with graphite anodes. The primary objectives in designing low-temperature electrolyte solvents include enhancing ionic conductivity, broadening the liquid temperature range, and reducing the interactions between  $\text{Li}^+$  ions and solvent molecules. These efforts aim to lower the discharge energy barrier and improve battery performance at sub-zero temperatures.

One effective strategy is the incorporation of cosolvents with low freezing points and/or low viscosity. This approach significantly reduces the overall viscosity and freezing point of the electrolyte, thereby improving ionic conductivity in the bulk phase at low temperatures. Additionally, care must be taken to ensure that these solvents do not compromise the integrity of the SEI layer, as its degradation can lead to increased impedance and capacity loss.

**4.2.1.1. Carbonate family (acyclic and cyclic).** The electrolytes used in LIBs are usually composed of a mixture of carbonate-based solvents. These carbonates are either linear carbonates with low viscosity, which provide higher ionic conductivity—such as diethyl carbonate (DEC), dimethyl carbonate (DMC), and ethyl methyl carbonate (EMC)—or cyclic carbonates with a high dielectric constant, which enhance salt dissociation—such as EC, PC, and vinyl carbonate (VC).<sup>54</sup> Therefore, the main advantage of carbonates compared to other solvents lies in their higher conductivity and better ion separation. Additionally, there are significant differences in their surface properties, as well as their electrochemical, thermal, and chemical stabilities. Currently, the main limit-

ation of cyclic ethyl carbonate is its high melting point (36 °C), which severely restricts its performance at low temperatures.<sup>55</sup>

On the other hand, PC exhibits a relatively low melting point (−48 °C), but incorporating PC molecules into graphite can lead to the reduction of the electrolyte and exfoliation of the graphite structure. However, linear carbonates such as methyl 2,2,2-trifluoroethyl carbonate (FEMC, −55 °C), EMC (−55 °C), and DEC (−43 °C) have lower melting points than cyclic carbonates. Although linear carbonates have higher dielectric constants and lower boiling points, their viscosity is higher than that of cyclic carbonates. Additionally, the unstable SEI layer formed by linear carbonates cannot prevent the continuous decomposition of the electrolyte and the intercalation of Li-ion shells.

Li *et al.*<sup>56</sup> found that carbonate-based electrolytes (EC/DMC/LiPF<sub>6</sub>) exhibited good cyclability stability at low temperatures in lithium-sulfur batteries. This finding indicates that binary mixtures of linear and cyclic carbonates are favorable for improving the ionic conductivity of electrolytes at low temperatures. Therefore, multicomponent mixtures can be used to expand the liquid range of the electrolyte and increase its conductivity. Multicomponent systems are more tunable and usually have better conductivity than single-solvent systems due to the balance between ionic conductivity and dielectric constant provided by linear and cyclic carbonates. Mixed solvent systems can easily ameliorate the disordering influence on lithium's physicochemical characteristics and ion coordination.

As mentioned above, balancing the high dielectric constant and low viscosity of the electrolyte solvent is crucial for achieving excellent conductivity. Therefore, the amount of cyclic carbonates in electrolytes is low, the small proportion of cyclic carbonates provides a high dielectric constant for the electrolyte and reduces the degree of dissociation of the lithium salt, resulting in a lower concentration of free  $\text{Li}^+$  ions in the electrolyte. Conversely, when the cyclic carbonate content is high, the viscosity increases. To reduce the viscosity of cyclic carbonate-based solvent electrolytes and improve conductivity at low temperatures, the amount of cyclic carbonate should be reduced, and the proportion of linear carbonate in the mixed solvent system should be increased.

Xiao *et al.*<sup>57</sup> discovered that organic solvents with insignificant EC (10% to 20% by weight) but rich in EMC may effectively extend the operating temperature range. Compared with binary mixtures, ternary solvent electrolytes have shown better discharge capacity at different temperatures. In a long-term cycling test, the LIBs with an EC/DEC/DMC electrolyte showed a high initial capacity of 0.41 A h and a low fading rate of 0.033% per cycle at 20 °C. Later studies used EMC to replace DEC in the ternary system due to EMC's better film-forming ability.<sup>58</sup> Xiao *et al.*<sup>57</sup> found that an EC/DMC/EMC (8.3 : 25 : 66.7 v/v/v) electrolyte delivered the best low-temperature performance, allowing LIBs to retain 90.3% of their nominal capacity when discharged to 2.0 V at −40 °C at 0.1C. Their experiments demonstrated that co-solvents with high



**Table 1** Structure and physical properties of low-temperature solvents

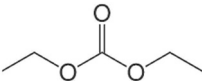
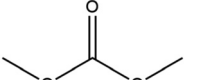
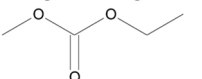
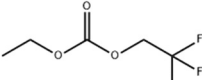
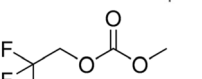
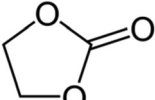
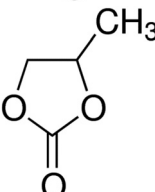
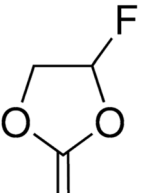
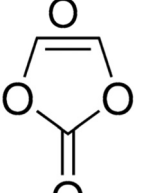
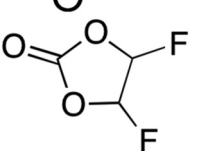
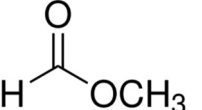
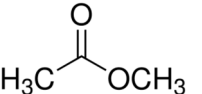
Category	Solvent	Structure	Freezing point (°C)	Boiling point (°C)	Viscosity (mPa s) at 25 °C	Dielectric constant
Acyclic carbonate	Diethyl carbonate (DEC)		−74.3	126	0.75	2.8
	Dimethyl carbonate (DMC)		4.6	91	0.59	3.1
	Ethyl methyl carbonate (EMC)		−53	110	0.65	2.9
	Ethyl-2,2,2-trifluoroethyl carbonate (ETFEC)		−80	102.5	0.92	7.1
	Methyl-2,2,2-trifluoroethyl carbonate (FEMC)		−44.2	89.9	1	9.5
Cyclic carbonate	Ethylene carbonate (EC)		36	248	1.93	95.3
	Propylene carbonate (PC)		−48.8	242	2.53	64.9
	Fluoroethylene carbonate (FEC)		17.3	210	4.1	78.4
	Vinylene carbonate (VC)		22	162	1.54	126
	Difluoroethylene carbonate (DFEC)		7.8	128.7	2.5	37.1
Linear ester	Methyl formate (MF)		−99.8	31.5	0.328	8.7
	Methyl acetate (MA)		−98.2	57	0.37	6.7



Table 1 (Contd.)

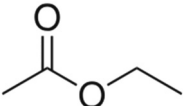
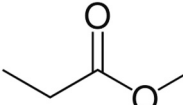
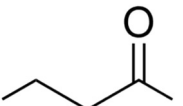
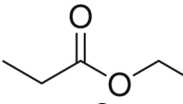
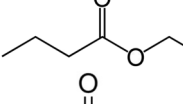
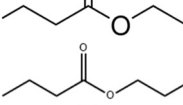
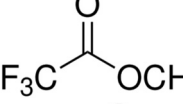
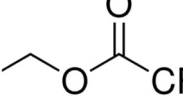
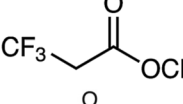
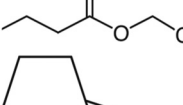
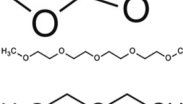
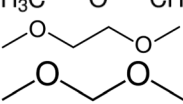
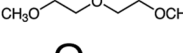
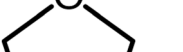

Category	Solvent	Structure	Freezing point (°C)	Boiling point (°C)	Viscosity (mPa s) at 25 °C	Dielectric constant
	Ethyl acetate (EA)		−83.6	77.2	0.45	6.05
	Methyl propionate (MP)		−87.5	79.7	0.48	6.07
	Methyl butyrate (MB)		−84	102	0.6	5.5
	Ethyl propionate (EP)		−73.9	99.1	0.492	5.7
	Ethyl butyrate (EB)		−93	120	0.71	5.1
	Propyl butyrate (PB)		−95.2	142.7	0.832	4.4
	Butyl butyrate (BB)		−91.5	164	0.977	4.4
	Methyl trifluoroacetate (MTFA)		−78	43	—	—
	Ethyl trifluoroacetate (ETFA)		−78	62	0.46	—
	Methyl 3,3,3-trifluoropropionate (MTFP)		−85	96	—	—
	2,2,2-Trifluoroethyl butyrate (TFEB)		−59.6	113	—	—
Cyclic ester	Gamma-butyrolactone (GBL)		−43.5	204	1.73	39
Linear ether	Tetra (ethylene glycol) dimethyl ether (TEGDME)		−45	216	3.31	7.8
	Diethyl ether (DEE)		−116	34.6	—	—
	1,2-Dimethoxyethane (DME)		−58	84	0.46	7.2
	Dimethoxy methane (DMM)		−105	41	0.33	2.7
	Diethylene glycol dimethyl ether (DEGDME)		−64	162	0.981	—
Cyclic ether	Tetrahydrofuran (THF)		−109	66	0.46	7.4





Table 1 (Contd.)

Category	Solvent	Structure	Freezing point (°C)	Boiling point (°C)	Viscosity (mPa s) at 25 °C	Dielectric constant
Others	2-Methyltetrahydrofuran (2-MeTHF)		−137	80	0.47	6.2
	1,3-Dioxolane (DOL)		−95	78	0.59	7.1
	1,4-Dioxane		12	101	—	2.3
	Dimethyl sulfite (DMS)		−141	126	0.87	22.5
	Diethyl sulfite (DES)		−112	156	0.83	15.6
	Isoxazole (IZ)		−67.1	95	—	—
	Butyronitrile (BN)		−112	117	0.515	20.7
	Adiponitrile (AND)		2	295	6.3	30

Table 2 Comparing the performance of different solvent at low-temperatures<sup>27,30,94–96</sup>

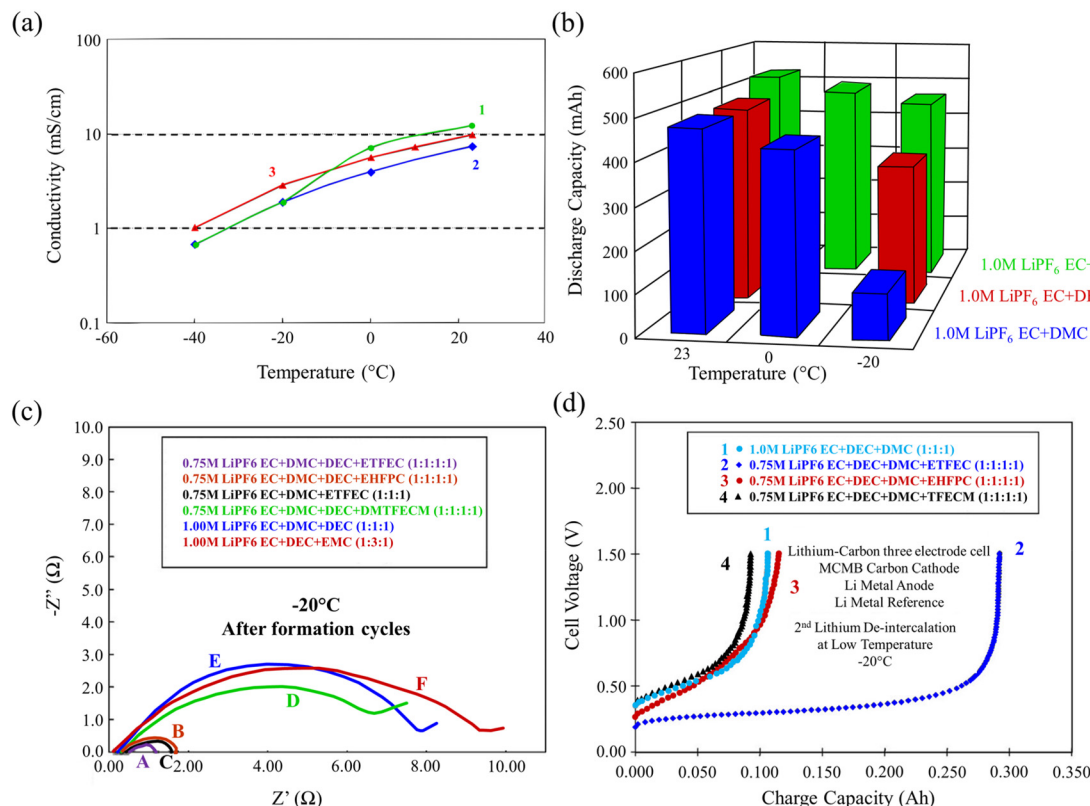
Solvent type	Ionic conductivity (mS cm <sup>−1</sup> )	Oxidation stability (V)	Compatibility with graphite	Cyclic performance at −20 °C
Carbonates	1.5–2.0	4.5–5.0	Good	80% capacity retention
Ethers	0.8–1.2	3.5–4.0	Poor (co-intercalation)	70% capacity retention
Esters	1.0–1.5	4.0–4.5	Moderate	75% capacity retention

dielectric constants and low viscosities improve ionic conductivity at room temperature, while low-melting-point co-solvents effectively expand the electrolyte's operating temperature range. In a separate study, Smart *et al.* found that EC-DMC-EA/EC-DMC-MB, used as an electrolyte, retained more than 80% of its ambient capacity at −40 °C. This formulation combined the low freezing temperature of DEC and the low viscosity of DMC, resulting in higher ionic conductivity compared to EC/DEC or EC/DMC binary mixtures below 20 °C (Fig. 7a). The ternary solvent electrolyte demonstrated superior discharge capacities at various temperatures (Fig. 7b). This allowed the battery to operate at low temperatures by adjusting the EC

content in the electrolyte (15–33 wt%). At low temperatures, these electrolytes with low EC content showed increased capacitance and partial polarization.

Electrolytes with a small proportion of EC combined with linear carbonates had higher conductivity at −40 °C compared to other studied electrolytes. Subsequently, Smart *et al.*<sup>59,60</sup> found that an electrolyte made of EC, DEC, and DMC (1 : 1 : 1) performed better at low temperatures than EC/DMC and EC/DEC solvents. According to their experimental results, co-solvents with high dielectric constants and low viscosities can improve the ionic conductivity at room temperature, while only low-melting co-solvents can effectively extend the operat-





**Fig. 7** (a) Ionic conductivities of 1 M LiPF<sub>6</sub> in (1) EC/DMC (30:70 v/v), (2) EC/DEC (30:70 v/v), and (3) EC/DMC/DEC (1:1:1 v/v/v) mixtures. Reproduced with permission from ref. 59. (b) Low-temperature performance of graphite-based LIBs with various electrolytes at 0.05C and different temperatures. Reproduced with permission from ref. 59. (c) Nyquist plots of Li/MCMB cells using various electrolytes at -20 °C after formation cycles.<sup>60</sup> (d) Delithiation capacities of MCMB electrodes using different electrolytes at 20 °C following lithiation at 20 °C. Reproduced with permission from ref. 60.

ing temperature range of the electrolyte. These electrolytes form superior SEI films with enhanced Li<sup>+</sup> transport kinetics and protective properties (Fig. 7c), resulting in significantly improved low-temperature performance in the presence of MCMB electrodes (Fig. 7d).

PC is a well-known solvent ( $\epsilon = 65$ ) with a large liquid range (-49 to 242 °C), this feature has piqued interest since the beginning of LIBs research. Because PC has a lower viscosity and melting point than EC,<sup>61</sup> partially or completely replacing EC with PC can increase conductivity at low temperatures and drastically reduce crystallization propensity—characteristics that many researchers have taken advantage of. Several of the studies discussed in this review used electrolytes that included some PC as a solvent. For example, Zhang *et al.*<sup>62</sup> found that compared to the binary solvent system (EC/EMC = 3:7 w/w), the SEI formed by the ternary solvent electrolyte (PC/EC/EMC = 1:1:3 w/w/w) has higher ion conduction at temperatures below zero. Although the introduction of PC reduced the ionic conductivity of the electrolyte, the formation of a low-impedance SEI significantly improved the LIBs performance at low temperatures (Fig. 8a and b). The beneficial impact of PC and EC on a wide range of operating temperatures was also demonstrated by Li *et al.*<sup>19</sup> They tested many electrolytes and

obtained the best results using 1.0 M LiPF<sub>6</sub> and 0.05 M CsPF<sub>6</sub> in PC/EC/EMC (1:1:8 by weight). These investigations showed that the PC-containing solvent can exhibit 68% capacity retention at -40 °C and a C/5 rate. Although PC exhibits co-intercalation with graphite, it can reduce EC crystallization and is a useful component of low-temperature electrolytes.

Ren *et al.*<sup>63</sup> evaluated the performance of electrolytes composed of different ratios of solvents (EC/PC/EMC/FEC). At -40 °C, the battery charge capacity was able to reach 91% of the capacity obtained at room temperature. Fluoroethylene carbonate (FEC) may work as a suitable co-solvent with PC to improve the unfavorable PC behavior in LIBs at low temperatures on the graphite anode. FEC is commonly used as an additive (5 vol/wt%) to enhance the low-temperature performance of LIBs.<sup>20,34</sup> However, under the following conditions, a higher content of FEC is required to act as a co-solvent (10 vol/wt%) to maintain a stable electrode/electrolyte interface:

1. The main solvent is not able to form a film at the usual concentration of lithium salt (2 M).<sup>64,65</sup>
2. Anode materials undergo strong volume fluctuations, such as Si and Li metal.<sup>66–69</sup>

New electrolyte systems based on sulfone-, nitrile-, and fluorinated solvents have also been explored to enhance



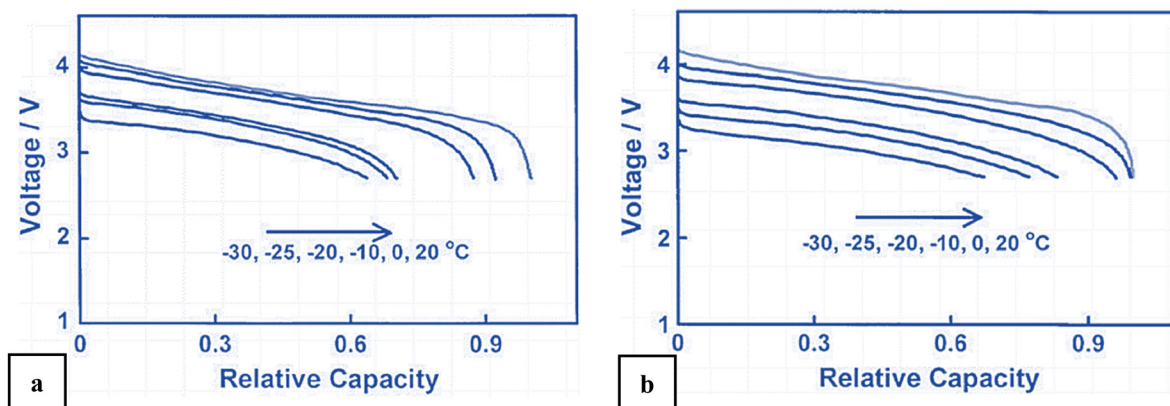


Fig. 8 Capacity retention of LIBs containing (a) 1 m LiPF<sub>6</sub> in EC/EMC (3 : 7 v/v) and (b) 1 m LiPF<sub>6</sub> in PC/EC/EMC (1 : 1 : 3 v/v/v) at various temperatures when compared with 20 °C. Reproduced with permission from ref. 62.

lithium salt solubility, increase operating voltage, extend temperature ranges, and improve battery safety. For instance, in a 1 M LiPF<sub>6</sub> electrolyte with methyl propionate (MP) as the main solvent (90 vol%), 10 vol% FEC was necessary to passivate the electrode surface, enabling stable cycling and reducing gas generation in graphite/NCA pouch cells.<sup>65</sup> Similarly, methyl 3,3,3-trifluoropropionate (MTFP), a fluorinated analogue of MP, has been used as a primary low-temperature co-solvent with 10% (v/v) FEC by Holoubel *et al.*<sup>67</sup> This all-fluorinated electrolyte achieved high discharge capacities at temperatures between −40 °C and −60 °C and an ionic conductivity of 0.75 mS cm<sup>−1</sup> at −60 °C, 150 times higher than that of EC/DEC-based electrolytes (0.005 mS cm<sup>−1</sup>). Additionally, Fan *et al.*<sup>69</sup> dissolved fluorinated electrolytes in highly fluorinated non-polar diluents (a fluoroether), achieving high ionic conductivity across a wide temperature range (−125 °C to 70 °C). These systems reduced Li-ion desolvation energy during plating, enhancing plating/stripping reaction kinetics at low temperatures. Additionally, a LiF-rich SEI with high mechanical strength and interfacial energy was formed on the anode, improving ionic conductivity at −125 °C and mitigating Li dendrite growth. A full cell using this electrolyte maintained 56% of its room-temperature capacity at −85 °C with ultra-stable cycling performance.

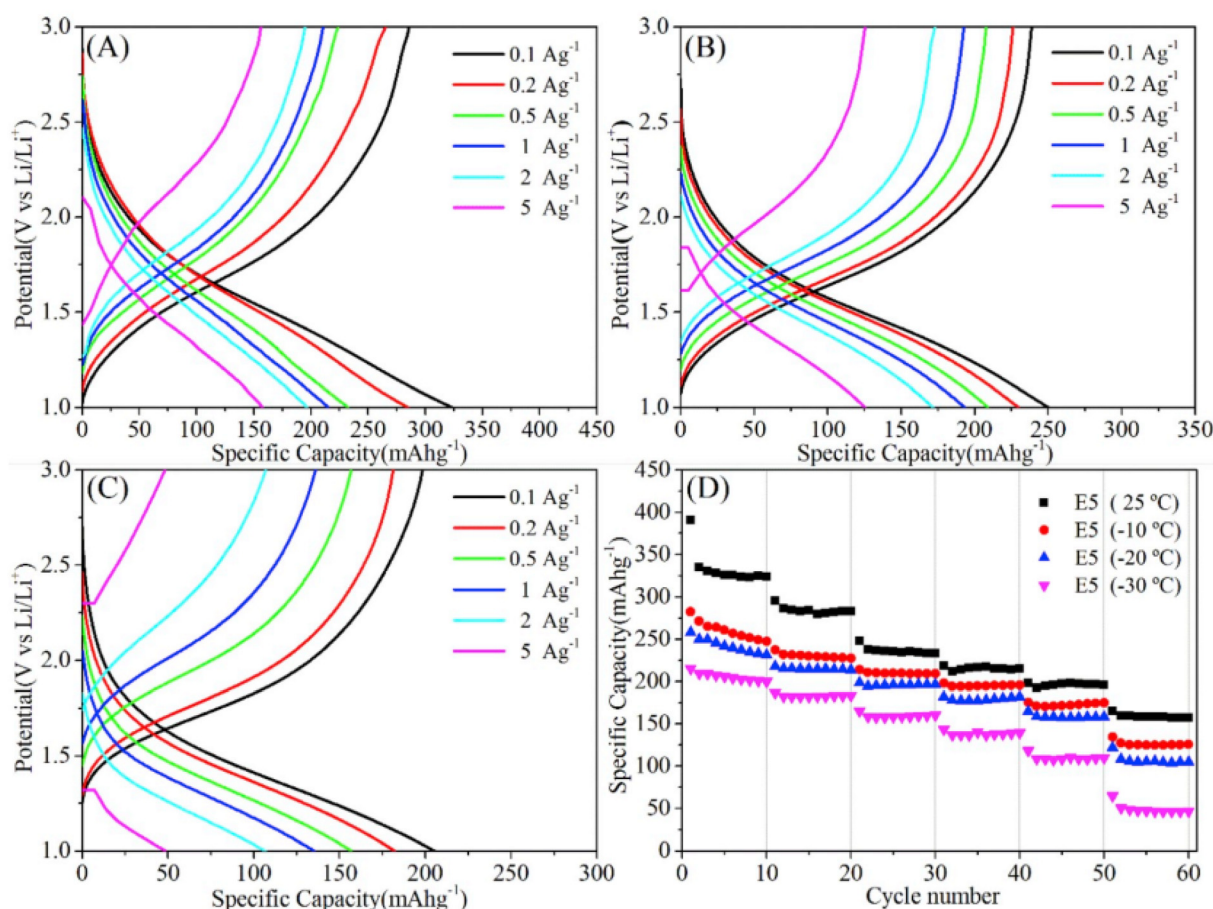
Similarly, ternary or quaternary mixtures are used to expand the electrolyte's liquid range and increase its conductivity. Multicomponent systems are more tunable and usually exhibit better conductivity than single-solvent systems. Mixed-solvent systems can easily ameliorate the disordering influence on lithium's physicochemical characteristics and ion coordination.

Zhang *et al.*<sup>70</sup> demonstrated that modifying the EC/EMC ratio to create the “electrolyte E5” formulation (EC/PC/EMC = 1 : 2 : 7) could improve the low-temperature electrochemical performance of electrodes. The results showed lower transfer impedance, outstanding rate performance, and good cycle stability, especially at low temperatures. The electrode's electrochemical performance with electrolyte E5 was further investigated at temperatures ranging from −30 °C to 25 °C.

Fig. 9a–c shows the charge and discharge profiles of an electrode employing electrolyte E5 at room temperature, −10 °C, and −30 °C, respectively. An electrode with electrolyte E5 was able to discharge a specific capacity of 106 mA h g<sup>−1</sup> at −30 °C (Fig. 9c). Furthermore, electrodes using electrolyte E5 demonstrated outstanding electrochemical performance at both low and high temperatures. Fig. 9d shows the rate performance of electrodes utilizing electrolyte E5 from 0.1 to 5 A g<sup>−1</sup> at various temperatures. The electrode exhibited a high capacity of 153 mA h g<sup>−1</sup> after 500 cycles at 2 A g<sup>−1</sup> and −20 °C. An electrode utilizing electrolyte E5 could exhibit a capacity of 50 mA h g<sup>−1</sup> at 5 A g<sup>−1</sup> even at −30 °C, demonstrating exceptional low-temperature performance. The increased electrochemical performance is attributed to the lower separation energy of lithium ions between solvents and the weak interaction between Li and EMC at the optimal formulation. Given a comparable process, the electrochemical performance of Li<sub>4</sub>Ti<sub>5</sub>O<sub>12</sub> at low temperatures might be further improved by utilizing electrolyte E5.

Sulfites and sulfates are essential for enhancing the performance of carbonate solvents in low-temperature electrolytes. Due to its structural similarity to organic carbonates, low viscosity, and low melting point, dimethyl sulfite (DMS) has garnered significant attention. This solvent effectively reduces the resistance of the SEI layer and improves the low-temperature performance of LIBs. Li *et al.*<sup>71</sup> investigated an EC/DMS/EMC (1 : 1 : 3 v/v) electrolyte containing mixed salts (LiDFOB and LiBF<sub>4</sub>). The electrolyte exhibited excellent ionic conductivity across a temperature range of −40 °C to 20 °C. Their findings indicated that LIBs using this electrolyte could operate successfully at temperatures below −20 °C. Additionally, linear sulfates such as diethyl sulfate (DES), with their low melting points and viscosities, are promising co-solvents for improving low-temperature performance. Li *et al.*<sup>72</sup> combined DMS and DES as mixed solvents, resulting in electrolytes that demonstrated good cycling performance over a broad temperature range. Furthermore, these electrolytes exhibited outstanding film-forming properties at −20 °C, suggesting their potential as alternative electrolytes for LIBs.





**Fig. 9** An optimized LiBF<sub>4</sub>-based electrolyte formulation for a TiO<sub>2</sub> anode in a LIBs: charge–discharge curves of the electrode using EC/PC/EMC (volume ratio of 1 : 2 : 7) electrolyte at (A) room temperature, (B) –10 °C, and (C) –30 °C; (D) rate performance of the cell at different temperatures. Reproduced with permission from ref. 70.

**4.2.1.2. Ester family (linear and cyclic).** Linear and cyclic esters, such as methyl acetate (MA), ethyl acetate (EA), ethyl butyrate (EB), methyl butyrate (MB), and methyl propionate (MP), are important organic solvents in electrolytes. Linear esters have lower melting points, lower viscosity, and higher dielectric constants than linear carbonates. These properties enable the rapid transfer of lithium ions in the bulk electrolyte, even at very low temperatures. However, compared to carbonates, esters have significant disadvantages, including high volatility, flammability, poor film-forming ability, high reactivity with reducing anodes, and a narrower electrochemical window.

For this reason, researchers have studied the effects of esters as cosolvents in carbonate-based LIBs electrolytes at low temperatures. Initially, esters were used to enhance the low-temperature performance of PC-based electrolytes.<sup>6</sup> Subsequently, as the demand for long cycle life at room temperature grew, EC became the primary solvent. Due to the poor film-forming ability and high reactivity of esters with reductive anodes, early studies limited esters to use as cosolvents in EC-based electrolytes.<sup>73,74</sup>

Work on linear ester cosolvents for low-temperature LIBs electrolytes was conducted by Smart and collaborators.<sup>75,76</sup> As

early as 2002, they investigated the performance of EC-based electrolytes with various esters, including EA, MA, ethyl propionate (EP), and EB.<sup>73</sup> Electrolytes containing low-molecular-weight esters enabled AA-sized cells to deliver high initial capacities at –20 °C. However, the SEI formed by electrolytes with EA and MA exhibited high resistance and insufficient protection, leading to rapid capacity decline after extended cycling.

High-molecular-weight esters, such as MB and EB, were shown to perform better as low-temperature cosolvents due to their ability to form a more stable SEI with lower resistance. Smart *et al.* tested the low-temperature performance of EC/EMC/MB (1 : 1 : 8 v/v/v) and EC/EMC/EB (1 : 1 : 8 v/v/v) electrolytes containing 1 M LiPF<sub>6</sub>. Both formulations retained over 80% of their room-temperature discharge capacity at –60 °C at a rate of 0.05C.<sup>77</sup> However, due to the poor oxidative stability of high-molecular-weight esters, the charge voltage was limited to 4.1 V.

While high ester content in electrolytes can achieve high discharge capacities at ultralow temperatures (–60 °C), these capacities are unsustainable without suitable film-forming additives to create a highly protective SEI. Side reactions





between the esters and electrodes continue to occur, causing rapid capacity decay. Furthermore, most practical applications require batteries to perform well at low, room and elevated temperatures. High-temperature conditions impose stringent requirements for SEI stability and solvent volatility.

To address these issues, Smart *et al.* optimized solvent compositions, limiting esters to 20 vol% in EC/EMC/ester (20 : 60 : 20 v/v/v) formulations.<sup>76</sup> Among the six esters studied—MP, EP, MB, EB, propyl butyrate (PB), and butyl butyrate (BB)—MP exhibited the best low-temperature performance, delivering a discharge capacity of 5.08 A h (7 A h prismatic LIBs) at  $-60\text{ }^{\circ}\text{C}$  and 0.1C. Higher-molecular-weight esters, such as PB and BB, performed better at high temperatures, suggesting a balance of high- and low-molecular-weight esters could achieve broad temperature-range stability.

Fang *et al.*<sup>78</sup> improved a cosolvent formulation of PC and MB, achieving a high cell capacity of  $240\text{ mA h g}^{-1}$  with 28% retention at  $-70\text{ }^{\circ}\text{C}$ . EA, while advantageous for its low melting point ( $-84\text{ }^{\circ}\text{C}$ ) and viscosity, fails to form a sufficiently stable SEI with lithiated graphite, leading to high  $R_{\text{ct}}$  over time.<sup>79</sup> A PC/EC/MB/EA blend retained 98% capacity at  $-30\text{ }^{\circ}\text{C}$ ,<sup>74</sup> while larger esters like EB demonstrated compatibility in carbonate blends, enhancing low-temperature capacity without significant drawbacks.<sup>73</sup>

Fluorinated esters have also been explored for their improved film-forming properties and reduced flammability compared to non-fluorinated esters.<sup>75,80</sup> Smith *et al.* tested various fluorinated esters—such as 2,2,2-trifluoroethyl butyrate (TFEB), 2,2,2-trifluoroethyl acetate (TFEA), and methyl pentafluoropropionate (MPFP) in EC/EMC electrolytes. Among these, the EC/EMC/TFEB (20 : 60 : 20 v/v/v) electrolyte demonstrated the best performance.<sup>75</sup>

Lu *et al.*<sup>81</sup> further studied trifluoroacetates with varying carbon chain lengths, concluding that shorter chains are preferable for low-temperature performance. Advances in film-forming additives have enabled ester-based electrolytes (with  $>50\text{ vol\%}$  esters) to achieve stable charge/discharge cycles at low temperatures. For example, Cho *et al.*<sup>65</sup> proposed an MP-based electrolyte (M9F1: 1 M  $\text{LiPF}_6$  in MP/FEC 9 : 1 v/v), which exhibited 92% capacity retention after 100 cycles at  $-20\text{ }^{\circ}\text{C}$  at 0.2C. Zhang *et al.*<sup>82</sup> developed a high-entropy ester-based electrolyte with six esters, achieving an ultralow freezing point ( $-130\text{ }^{\circ}\text{C}$ ) and ionic conductivity of  $0.62\text{ mS cm}^{-1}$  at  $-60\text{ }^{\circ}\text{C}$ .

Despite these advancements, ester-based electrolytes remain unsuitable for LMBs due to their extremely low Coulombic efficiency (6.2% for M9F1). Future work should focus on addressing these limitations to extend their application across a wider range of battery chemistries and conditions.

Electrolytes with fluorinated esters as the main solvents also exhibit excellent low-temperature performance with the help of FEC and are more promising than their non-fluorinated counterparts for developing LMBs cycled at low temperatures. In fact, it has been mentioned earlier that the low-temperature discharge performance of Li/NCM811 cells using MTFP electrolyte is comparable to that of Li/NCM811 cells

using MP.<sup>67</sup> Additionally, the Coulombic efficiency of LMA using MTFP is significantly better than that of LMA using MP. MTFP not only has a wider electrochemical window, but its decomposition products also help form a thinner and denser SEI. Yang *et al.*<sup>83</sup> focused on the weak binding energy between the fluorinated ester and  $\text{Li}^+$ , due to the strong electron-withdrawing ability of fluorine atoms. Their theoretical calculations showed that the binding energy of  $\text{Li}^+$ -ETFA ( $10.05\text{ kJ mol}^{-1}$ ) is much lower than that of  $\text{Li}^+$ -EA ( $28.18\text{ kJ mol}^{-1}$ ), as well as lower than the binding energy of  $\text{Li}^+$ -EC ( $21.56\text{ kJ mol}^{-1}$ ) and  $\text{Li}^+$ -DMC ( $19.07\text{ kJ mol}^{-1}$ ).

The ETFA/FEC electrolyte, with ETFA as the main solvent and FEC as the film-forming co-solvent (1 M  $\text{LiTFSI}$  in ETFA/FEC 7 : 3 v/v), achieved smooth desolvation and stable SEI formation simultaneously.<sup>84</sup> The synergy between ETFA and FEC allowed graphite/ $\text{LiFePO}_4$  (LFP) full cells to maintain a high discharge capacity of  $90\text{ mA h g}^{-1}$  when charged/discharged at  $30\text{ }^{\circ}\text{C}$ . The weakly solvating solvents used for low-temperature electrolytes are summarized in Table 1. Fluorinated esters are only a minority among weakly solvating solvents.<sup>78,84</sup> The majority of weakly solvating solvents remain ethers,<sup>85</sup> which will be discussed subsequently. Although weakly solvating solvents have shown outstanding properties in low-temperature applications, this concept was first clearly proposed by Yao *et al.* for fast-charging and long-lifespan graphite anodes at room temperature.<sup>86</sup>

It would be remiss not to mention lactones (cyclic esters) in our discussion of ester electrolytes. Unlike linear esters, which function similarly to cyclic carbonates in electrolyte design, cyclic lactones are sufficiently polar to partially or completely replace EC/PC. Gamma-butyrolactone (GBL), the best-studied member of this family, has a dielectric constant of 42 at ambient temperature, which is lower than that of EC but still high to allow efficient ionization of lithium salts. It also has a low melting point ( $-44\text{ }^{\circ}\text{C}$ ) and lower viscosity than EC, which are both important characteristics for low-temperature electrolytes.<sup>87</sup> However, like other esters, it fails to generate a passivating SEI layer on the graphite anode. This finding nearly ended the study of GBL electrolytes early in the development of LIBs. Despite the challenges in using GBL as a solvent in carbonate-based electrolytes, LiBOB-based electrolytes have been used to study GBL, since LiBOB is very weakly soluble in carbonates.<sup>88,89</sup> Shi *et al.*<sup>90</sup> made an electrolyte by mixing non-combustible hydrofluorane with LiBOB and GBL. The graphite/NCM111 cells containing 1 M LiBOB in GBL/HFE (70 : 30 v/v) demonstrated performance far superior to EC/DMC electrolyte over a wide temperature range from  $-50$  to  $60\text{ }^{\circ}\text{C}$ . At  $-40\text{ }^{\circ}\text{C}$ , the cell still delivered a discharge capacity of  $74.2\text{ mA h g}^{-1}$ . A follow-up investigation by the same group found that a comparable electrolyte containing LiDFOB exhibited outstanding safety features.<sup>91</sup> Lazar *et al.*<sup>92</sup> demonstrated that an all-ester electrolyte of GBL and MB (1 : 1 vol) containing 1 M LiDFOB had ionic conductivity and cycling performance equivalent to those of standard electrolytes (1 M  $\text{LiPF}_6$  in 1 : 1 : 1 EC/DMC/DEC). At  $-10\text{ }^{\circ}\text{C}$ , cells containing GBL/MB electrolyte exhibited considerably lower discharge performance.



Aliphatic ester co-solvents have been proven to improve the ionic conductivity of electrolyte solutions at low temperatures. As the chain length increases, conductivity decreases. The features of the SEI contribute to the charge-transfer process of lithium ions and alleviate electrochemical polarization. As a result, lithium-graphite cells using long-chain electrolytes or higher-molecular-weight ester co-solvents, such as EC- and PC-based electrolytes, operate better at low temperatures.

Adding aliphatic ester cosolvents to conventional electrolytes is a practical approach to enhancing ionic conductivity and lowering the melting point, enabling satisfactory battery operation at temperatures around  $-30^{\circ}\text{C}$ . However, for carbonate-based electrolyte systems, even with the inclusion of ester additives as antifreeze agents, these measures are insufficient to ensure the operation of LIBs in extremely cold environments below  $-40^{\circ}\text{C}$ . It is well-established that electrolytes with high molecular weight and long-chain lengths can enhance electrolyte penetration and provide the necessary kinetics for Li intercalation.<sup>27,93</sup> Additionally, stable and effective SEI layers, formed as decomposition products of the electrolyte, can reduce polarization in LIBs and facilitate the charge-transfer process of lithium ions. By incorporating ester-based solvents with higher molecular weight or longer chain lengths, the performance of LIBs can be significantly improved under ultra-low-temperature conditions. Moreover, using non-polar alkane cosolvents holds great promise for improving the desolvation energy of  $\text{Li}^{+}$  cations. The combination of a rationally designed Li-ion solvation structure and carefully engineered solvents appears to be a promising strategy for enhancing electrochemical performance at temperatures below  $-40^{\circ}\text{C}$ .

**4.2.1.3. Ether family (linear and cyclic).** Ethers are also organic solvents in electrolytes that maintain a liquid form over a wide temperature range and have low viscosity, which leads to high ionic conductivity, especially at sub-zero temperatures. Linear and cyclic ether-based solvents exhibit similar physicochemical properties and low melting points. Compared to cyclic ethers, linear ethers have a lower viscosity, which facilitates ion movement, resulting in higher ionic conductivity. However, due to their inherent chemical instability against oxidation, their direct use in electrolytes has been commercially unsuccessful. Their operating voltage is limited to less than 4.0 V because of their intrinsic instability against oxidation.<sup>97</sup> Furthermore, their chemical stability against reduction can enable colocalization and inhibit the growth of SEI layers, potentially leading to low capacity, poor reversibility, and inefficient intercalation chemistry.

Compared to ester-based solvents, ether-based solvents are highly flammable, volatile, and easily evaporate. These properties make ethers suitable for low-voltage LMBs, such as Li-S or Li-air batteries.<sup>98–100</sup> Due to their high dielectric permittivity, the addition of DME can improve the solubility of lithium salts in the electrolyte. A high concentration of lithium salts can further reduce the melting point of the electrolyte. Thus, a mixture of DME and DOL is commonly used in Li-S batteries, as it exhibits an order of magnitude higher ionic

conductivity ( $0.40\text{ mS cm}^{-1}$  at  $-80^{\circ}\text{C}$ ) compared to carbonate electrolytes ( $0.02\text{ mS cm}^{-1}$  at  $-80^{\circ}\text{C}$ ) or ester-based additives.<sup>101</sup> Both DOL and DME have low melting points, making them ideal solvents for low-temperature electrolytes.<sup>102,103</sup>


Mikhaylik *et al.*<sup>104</sup> demonstrated that a DOL/DME (86:14 v/v%) electrolyte can improve low-temperature performance down to  $-40^{\circ}\text{C}$ . At this temperature, cells showed a 5C discharge rate and retained more than 80% of their capacity, preventing overcharging. Holoubek *et al.*<sup>105</sup> showed that the solvation structure of the electrolyte is critical for Li metal cycling at ultra-low temperatures, by comparing LiFSI diethyl ether and LiFSI DOL/DME electrolytes. The cell containing LiFSI DOL/DME electrolytes retained 76% of its room temperature capacity at  $-60^{\circ}\text{C}$ , resulting in steady performance across 50 cycles. This study demonstrated design parameters for low-temperature LMBs electrolytes, marking a significant advancement in low-temperature battery performance.

Similarly, researchers<sup>106,107</sup> combine DOL/DME with tetraethylene glycol dimethyl ether (TEGDME), as TEGDME's high dielectric constant contributes to the dissociation of lithium salts. This hybrid ether electrolyte improves the low-temperature electrochemical behavior of Li-S batteries. Numerous studies have shown that DOL/DME stabilizes lithium dendrites and promotes cycling efficiency.<sup>102,105,108–111</sup> Additionally, Thenuwara *et al.*<sup>112</sup> showed that adding 10% FEC to an ether-based solvent electrolyte (DOL/DME) boosted and stabilized voltage profiles of LIBs at  $-60^{\circ}\text{C}$  (Fig. 10a–i).

However, due to the weak oxidative stability of ether-based solvents (less than 4 V *versus*  $\text{Li/Li}^{+}$ ), they are not suitable for high-voltage systems. Wang *et al.*<sup>101</sup> added allyl methyl disulfide to the conventional LiTFSI/ $\text{LiNO}_3$ /DME/DOL-based electrolyte, which sustained 78.2% capacity at  $-40^{\circ}\text{C}$  and delivered a high capacity of  $1563\text{ mA h g}^{-1}$  at  $-60^{\circ}\text{C}$ , resulting in an all-liquid-phase reaction mechanism.

Ether-based solvents are commonly used in the development of superconcentrated electrolytes due to their strong solvating abilities. As the salt concentration increases, the freezing point of the electrolyte drops, and ionic conductivity improves until it reaches the eutectic point.<sup>113,114</sup> These highly concentrated ether-based electrolytes are especially valuable for low-temperature applications, as ether molecules are strongly bonded with salt, reducing volatility. However, when the lithium salt concentration exceeds  $1\text{ mol dm}^{-3}$ , the electrolyte can become highly viscous, which reduces ionic conductivity and negatively impacts the performance of LIBs. Pal *et al.*<sup>115</sup> demonstrated that a mixture of  $3.2\text{ mol kg}^{-1}$  LiFSI and DME, combined with *N*-propyl-*N*-methylpyrrolidinium bis (fluorosulfonyl)imide (C3mpyrFSI), enables rapid kinetics across a wide temperature range ( $-30$  to  $60^{\circ}\text{C}$ ) due to the coexistence of ether DME and the FSI anion, without uncoordinated free DME solvent. Pappenfus *et al.*<sup>116</sup> found that equimolar mixtures of lithium salt and tetraglyme (G4) retain an amorphous state over a broad temperature range ( $-100$  to  $300^{\circ}\text{C}$ ), maintaining high room-temperature conductivity and electrochemical stability between 4.5 and 5.0 V (*vs.*  $\text{Li}^{+}/\text{Li}$ ). The salt concentration threshold is a crucial factor for these highly





**Fig. 10** (a–i) SEM images of plated lithium on a stainless-steel electrode at different temperatures (60 °C, 20 °C, and –40 °C) in three different electrolytes at  $0.5 \text{ mA cm}^{-2}$ . Images (a, d, g) correspond to deposition in pure ether electrolyte, (b, e, h) in FEC-modified ether electrolyte, and (c, f, i) in EC-modified ether electrolyte. Reproduced with permission from ref. 112.

concentrated ether-based electrolytes; surpassing this threshold can impart distinct properties like high redox stability, aluminum anticorrosion, low volatility, high carrier density, and reduced polysulfide dissolution. Yoshida *et al.*<sup>117</sup> advanced the understanding of these electrolytes, encouraging the systematic study of their unique properties.

Highly concentrated ether-based electrolytes improve electrochemical stability at both the cathode and the graphitic anode, a characteristic not found in diluted salt systems, due to the competitive solvation of  $\text{Li}^+$  ions by the ether solvents. Ren *et al.*<sup>118</sup> developed a concentrated sulfone-based electrolyte with a 1:3:3 molar ratio of LiTFSI, tetramethylene sulfone (TMS), and 1,1,2,2-tetrafluoroethyl-2,2,3,3-tetrafluoropropyl ether (TTE), which enables operation at sub-zero temperatures (–10 °C). The addition of TTE addresses viscosity and wettability issues in sulfones, creating a localized high-concentration electrolyte.

The low-temperature performance of Li–S cells was greatly improved by adding 1,3-dioxolane (DOL) to a tetra(ethylene glycol) dimethyl ether (TEGDME) electrolyte.<sup>119</sup> A mixed electrolyte of MA/DOL/TEGDME (5:47.5:47.5 v/v/v) achieved a discharge capacity of  $994 \text{ mA h g}^{-1}$  at –10 °C, significantly higher than the  $357 \text{ mA h g}^{-1}$  observed with pure TEGDME electro-

lyte. Certain F- and phosphorus (P)-containing ethers offer wide electrochemical windows and liquid ranges, making them suitable for various electrode chemistries at low temperatures, along with flame-retardant properties for enhanced battery safety. Feng *et al.*<sup>120</sup> utilized dimethyl methyl phosphonate (DMMP), a non-flammable solvent, for Li batteries, and a primary Li– $\text{MnO}_2$  cell containing 0.8 M  $\text{LiClO}_4$  in DMMP demonstrated a discharge capacity of  $100 \text{ mA h g}^{-1}$  at –20 °C, about 66% of the room-temperature capacity. Naoi *et al.*<sup>121</sup> explored non-flammable hydrofluoroethers in LIBs for low-temperature applications, where a carbonate-based electrolyte mixed with the branched hydrofluoroether 2-trifluoromethyl-3-methoxy-perfluoropentane (TMMP) exhibited excellent non-flammability and improved  $\text{Li}^+$  ion transport at low temperatures, achieving over 60% capacity retention at –20 °C, 20% higher than without TMMP. While many highly fluorinated ethers are highly flame-retardant, they are considered diluents rather than solvents, as they do not participate in the  $\text{Li}^+$  solvation structure.<sup>118,122</sup> These highly fluorinated ethers will be further discussed in the section on localized high-concentration electrolytes (LHCEs).

Chen *et al.*<sup>123</sup> proposed an ether-based electrolyte (2 M  $\text{LiPF}_6$  in a 1:1 v/v mixture of THF and 2MeTHF, called





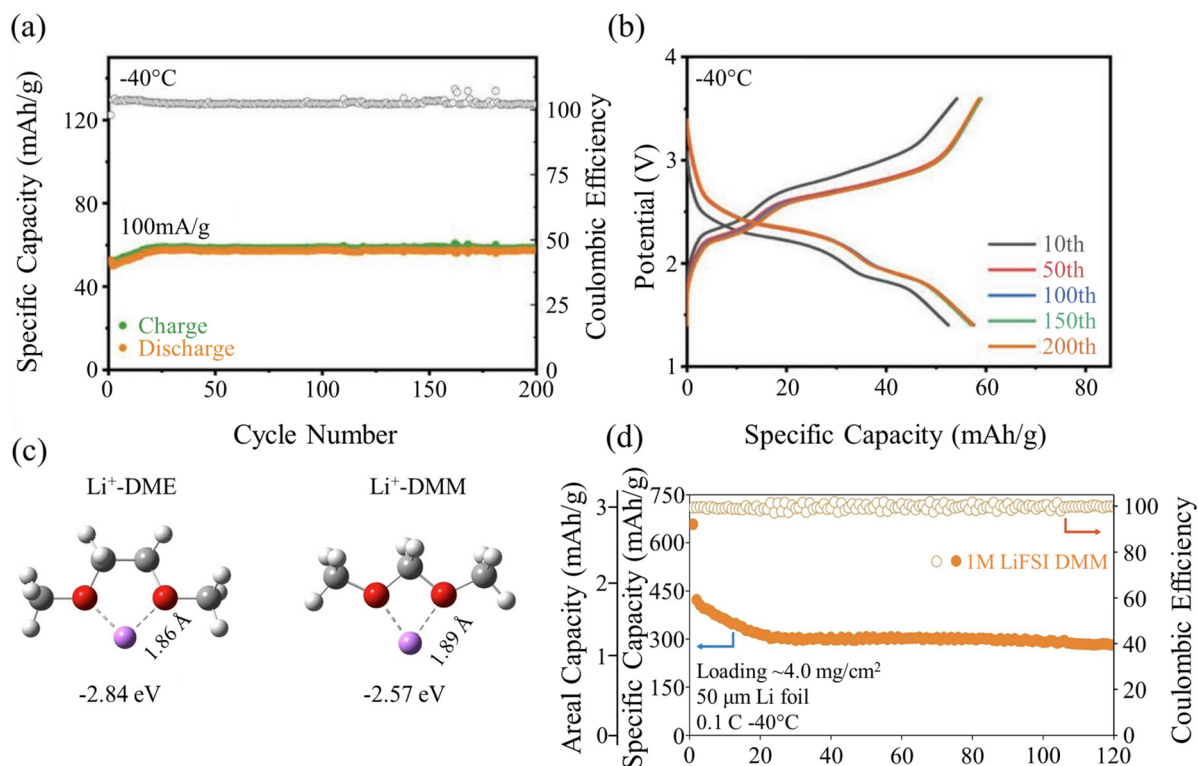
mixTHF) for micro-sized silicon anodes (SiMPs). The high dissociation of LiPF<sub>6</sub> in the mixTHF electrolyte raised its reduction potential to above 1.1 V, well above the decomposition potential of mixTHF, promoting the formation of a uniform LiF SEI layer on the Si surface. Thanks to this stable, thin LiF-rich SEI layer, SiMPs exhibited high reversible capacities of 2304 and 1475 mA h g<sup>-1</sup> at -20 and -40 °C, respectively.

DEE is another weakly solvating solvent. The Li<sup>+</sup> solvation structure in DEE-based electrolytes governs the reversibility of Li metal plating at low temperatures.<sup>105</sup> Unlike the Solvent-Separated Ion Pair (SSIP) structure observed in conventional DOL/DME electrolytes, DEE-based electrolytes exhibit a characteristic contact-ion pairs (CIPs) structure due to the weaker Li<sup>+</sup>-DEE interaction. CIP structures are more entropically driven than SSIP structures, leading to easier desolvation. The binding energies of DEE-based and DOL/DME-based electrolytes are -280 kJ mol<sup>-1</sup> for Li<sup>+</sup>(DEE)<sub>1.8</sub> and -414 kJ mol<sup>-1</sup> for Li<sup>+</sup>(DME)<sub>2.3</sub>, respectively.

The binding between Li<sup>+</sup> and anions is not considered due to the repulsive interaction of anions near the anode surface, which is highly negatively polarized. When lithium metal full cells using perylene-3,4,9,10-tetracarboxydiimide functionalized with *N,N'*-bis(2-anthraquinone) (PTCDI-DAQ) as the cathode material were cycled at -40 °C, the low-temperature electrolyte (LTE)-based system exhibited stable performance,

delivering a capacity of 57.6 mA h g<sup>-1</sup> over 200 cycles at a current density of 100 mA g<sup>-1</sup> (Fig. 11a). The corresponding charge and discharge curves displayed distinct voltage plateaus, indicating efficient charge transport and strong electrochemical reversibility under sub-zero conditions (Fig. 11b).<sup>124</sup> Ma *et al.*<sup>31</sup> introduced dimethoxymethane (DMM) as another weakly solvating solvent for low-temperature LMBs (Fig. 11c). Due to the weaker solvating ability of DMM, more contact-ion pairs (CIPs) and aggregates (AGGs) were present in the DMM-based electrolyte, indicating greater participation of anions in the Li<sup>+</sup> solvation shell. These anion-rich structures not only desolvate more easily but also tend to form an inorganic-rich SEI. As a result, the DMM-based electrolyte allowed LMBs to maintain uniform deposition and achieve a capacity retention of 63.8% after 120 cycles at -40 °C (Fig. 11d).

In addition to weakly solvating electrolytes, the Li-ether co-intercalation electrolyte strategy offers another way to reduce the activation energy for charge transfer. Yang *et al.* utilized the highly reversible co-intercalation of Li-DEGDME into graphite to design a solvent co-intercalation electrolyte (1.5 M LiOTf/0.2 M LiPF<sub>6</sub> in DEGDME/DOL 1 : 1 v/v). The incomplete stripping of the Li<sup>+</sup> solvation sheath resulted in a very low charge transfer activation energy (0.23 eV per atom) and nearly temperature-independent chemical diffusion coefficients of solvated Li<sup>+</sup> in graphite. Remarkably, when cycled at -60 °C, the graphite/LiNi<sub>0.65</sub>Co<sub>0.15</sub>Mn<sub>0.2</sub>O<sub>2</sub> cell showed an initial dis-



**Fig. 11** (a) Cycling performance and (b) charge-discharge profiles of the Li metal cell paired with PTCDI-DAQ cathode at a current density of 400 mA g<sup>-1</sup> at -40 °C.<sup>124</sup> (c) Binding energies of Li<sup>+</sup>-solvent complexes. Reproduced with permission from ref. 31. (d) Long-term cycling performance of Li/SPAN full cells with DMM-based electrolyte at -40 °C and 0.1C. Reproduced with permission from ref. 31.





charge capacity of 62.1 mA h g<sup>-1</sup> and stable cycling performance for at least 50 cycles. To date, -60 °C is the lowest temperature reported for long-term cycling of graphite-based LIBs.

In conclusion, ether-based electrolytes offer significant benefits for enhancing the low-temperature performance of LIBs, yet they still face challenges related to their intrinsic interfacial properties at both electrodes. Due to the low oxidative stability of ethers, with energy levels below 4.0 V vs. Li/Li<sup>+</sup>, these electrolytes are not suitable for use with high-voltage cathodes, unlike esters. Additionally, their relatively short cycle life and poor electrochemical performance limit their broader application in LIBs. As a result, there is a pressing need for the development of ether-based electrolytes with improved oxidation stability to support both high-voltage cathodes and lithium metal. Ether-based electrolytes find a specific niche in lithium-sulfur (Li-S) batteries, which offer an exceptionally high theoretical energy density (2600 W h kg<sup>-1</sup>) and maintain good capacity retention at low temperatures. The high concentration of lithium salts in ether-based solvents enhances electrochemical stability at both the anode and cathode, while significantly lowering the melting point of the solvents, allowing for outstanding low-temperature performance even below -20 °C. However, the high lithium salt content increases the battery weight, which reduces the overall energy density and increases the cost of LIBs. Using a non-coordinating fluorinated solvent as a diluent can help lower the lithium salt concentration to more manageable levels, offering flexibility in forming a stable SEI, maintaining a highly aggregated coordination state, and improving viscosity and transport properties at low temperatures.

**4.2.1.4. Liquefied gas.** Typically, electrolytes exist in liquid or solid forms, enabling the reversible diffusion of lithium ions. However, due to weak intermolecular interactions, gaseous electrolytes at ambient temperature and pressure may lack a stable phase. Recently, gaseous electrolytes have shown promise in overcoming the limitations of narrow operational temperature ranges and low oxidation stability by altering the polarity and ion coordination within solvents. Under moderate pressures or low temperatures, some polar gases can be liquefied and used as solvents to dissolve lithium salts, forming liquefied gas electrolytes. Rustomji *et al.*<sup>125</sup> identified six promising liquefied gas solvents that exhibit improved reduction and oxidation resistance. Electrostatic potential maps revealed that the regions of highest and lowest electrostatic potential increased in the order of tetrahydrofuran (THF) < fluoromethane (FM) < difluoromethane (DFM) < ethylene carbonate (EC), indicating that THF and FM possess excellent reduction stability and high solubility. The dielectric constants and viscosities of gaseous solvents are lower than those of conventional liquid solvents, resulting in poor lithium salt solubility (<0.1 mol L<sup>-1</sup>) but a high dielectric-fluidity factor (13 mS cm<sup>-1</sup> at -60 °C). Pressurized sealed cells with monofluorinated solvents like FM and DFM perform exceptionally well at temperatures as low as -60 °C or -78 °C, and the highly fluorinated SEI layer stabilizes lithium metal deposition. At room

temperature, DFM and FM exhibited the highest vapor pressures of the solvents tested, at 3.8 and 1.8 MPa, respectively, with each having a melting point below -100 °C. Interestingly, a large overpotential is observed with the FM-based liquefied gas electrolyte at -60 °C, which limits its use at high current densities. This highlights the need to investigate the exact lithium-ion coordination in different solvation structures, rather than only focusing on ionic conductivity at low temperatures. Further research by the same group demonstrated that introducing THF into FM-based liquefied gas electrolytes fully coordinates with lithium cations, improving salt dissociation and transport. The addition of THF significantly increases lithium salt solubility, with a salt-to-THF molar ratio of 1 : 1. The low melting points (-142 °C for FM and -108.5 °C for THF) and low viscosity of these electrolytes enable excellent low-temperature rate and cycling performance down to -60 °C.

Other co-solvents like DFM and AN have also been explored. Adding AN to the system improves its solvation structure by selectively coordinating with the Li cation, which enhances desolvation and increases ion transport.<sup>126</sup> This new solvation structure extends the low-temperature operational range beyond that of pure FM-based liquefied gas electrolytes, which show conductivity above 4.0 mS cm<sup>-1</sup> from -78 to 25 °C. The improved liquefied gas electrolyte system could further expand the operational temperature range of high-voltage LIBs to as low as -60 °C. To further enhance desolvation and lithium salt solubility, it is recommended to add one or more co-solvents that coordinate with the Li cation, with a focus on understanding and rationally designing the solvation shell at low temperatures. Although most reported liquefied gas electrolyte systems use FM-based solvents, there is a need to develop additional solvents and systems. Additionally, conventional cells, such as pouch, cylindrical, and button cells, are not designed to withstand the high pressure required by these electrolytes, necessitating the creation of specialized testing devices for liquefied gas electrolyte systems. Using specialized battery cases on a large scale is not economically feasible, so it is essential to design cost-effective and widely available battery enclosures for these systems. The same research group further enhanced LIBs performance by using THF<sup>127</sup> or AN<sup>128</sup> to increase salt concentrations. However, the high vapor pressure of these liquefied gas solvents-several megapascals under standard conditions-presents a significant challenge for practical application. Moreover, there is growing interest in fluorine-substituted organic solvents due to their superior electrochemical stability and non-flammability.<sup>129</sup> However, gas-based electrolytes must be liquefied under high pressure, which imposes stringent requirements on battery housing design. If a leak occurs, the release of hazardous fluoromethane (FM) could present serious risks.

**4.2.1.5. Ionic liquid.** Research on ionic liquid electrolytes and solid-state electrolytes for low-temperature applications remains relatively limited, with most studies still in their early stages. Ionic liquid electrolytes have attracted significant interest due to their impressive advantages over traditional organic



electrolytes, such as superior chemical stability, wide electrochemical windows, high safety, and elevated ionic conductivity. Ionic liquids, which are molten salts that remain liquid below 100 °C, are composed of organic cations. These characteristics help enhance the mobility of lithium ions, making ionic liquids an attractive alternative to conventional organic electrolytes, especially in extreme conditions where organic electrolytes might pose hazards.

Several ionic liquids with melting points below −10 °C have been reported, showing promise for use in low-temperature environments. These include compounds such as [EtMeIm]<sup>+</sup>[N(CF<sub>3</sub>SO<sub>2</sub>)<sub>2</sub>]<sup>−</sup> (melting point between −15 °C and −20 °C), [EtMeIm]<sup>+</sup>[CF<sub>3</sub>CO<sub>2</sub>]<sup>−</sup> (around −14 °C), [EtMeIm]<sup>+</sup>[N(CN)<sub>2</sub>]<sup>−</sup> (−21 °C), and others like [1,3-Et<sub>2</sub>-5-MeIm]<sup>+</sup>[N(CF<sub>3</sub>SO<sub>2</sub>)<sub>2</sub>]<sup>−</sup> (−22 °C) and [PrMeIm]<sup>+</sup>[BF<sub>4</sub>]<sup>−</sup> (−17 °C), which further demonstrate the potential of ionic liquids for low-temperature applications. Some of these ionic liquids have very low freezing points, indicating their ability to operate in conditions where traditional organic electrolytes would fail. Notably, Ue *et al.*<sup>130</sup> explored ionic liquid electrolytes in the field of double-layer capacitors and found that a 1-ethyl-3-methylimidazolium fluoride (EMIF)-2.3HF-based electrolyte outperformed a 1-ethyl-3-methylimidazolium tetrafluoroborate (EMIBF<sub>4</sub>)-based electrolyte, exhibiting higher capacitance and better electrolytic conductivity at temperatures ranging from −40 °C to 25 °C. Additionally, Li *et al.*<sup>131</sup> incorporated ionic liquid-decorated poly(methyl methacrylate) (PMMA) nanoparticles with LiTFSI/PC/MA electrolytes, achieving a low melting point of −49 °C and high ionic conductivity of 0.915 mS cm<sup>−1</sup> at −40 °C, further proving the potential of ionic liquids in low-temperature energy storage systems.

However, the development of ionic-liquid-based LIBs is still in its infancy. Despite the promising characteristics of ionic liquids, there are significant challenges that need to be addressed. For one, the biodegradability, toxicity, and recyclability of ionic liquids remain difficult to assess quantitatively, and their high cost presents another barrier to their widespread adoption. Practical implementation of ionic liquid electrolytes in cold environments is yet to be confirmed, and more research is needed to determine their long-term viability in real-world applications. Achieving high performance at low temperatures requires careful selection of ionic liquids that offer both high ionic conductivity and a broad electrochemical stability window. Furthermore, research into mixtures of ionic liquids with organic solvents holds promise, as these blends can improve the safety and performance of ionic liquids in low-temperature conditions, potentially making them more viable for use in LIBs.

At present, most studies on low-temperature LIBs focus on mixtures of ionic liquid electrolytes with organic solvents, as these blends combine the benefits of both components, improving performance while enhancing safety. By optimizing the solvation structure and tuning the interactions between the ionic liquids and solvents, researchers can extend the operational temperature range of LIBs, improve their cycle stability, and increase their overall efficiency in extreme environments.

As research continues, a deeper understanding of the ionic liquid and organic solvent interactions will be crucial for advancing the development of low-temperature LIBs. Consequently, this area of research holds considerable promise for the next generation of energy storage technologies, especially for applications that require reliable performance in extremely cold conditions, such as aerospace and remote high-altitude environments.<sup>132–134</sup>

In summary, although ionic liquid electrolytes show considerable potential for low-temperature LIBs, further advancements are necessary to address challenges related to cost, environmental impact, and practical implementation. As studies on ionic liquid–organic solvent mixtures progress, these systems could become a key component in the future development of efficient and robust batteries for extreme conditions.

**4.2.1.6. Solid-state.** Among the various approaches to address challenges such as desolvation, high melting points, and safety concerns, using solid-state electrolytes made from polymers, inorganic materials, or their hybrids at low temperatures presents an effective and long-term solution. Xu *et al.*<sup>135</sup> developed a modified poly(ethylene oxide) (PEO)-based solid-state electrolyte with succinonitrile (SN), which shows a high discharge capacity at 0 °C. Chen *et al.*<sup>136</sup> demonstrated that a zirconia-supported solid-state electrolyte operates well between −10 and 90 °C. Li *et al.*<sup>137</sup> employed a mixture of covalent organic frameworks and Li<sub>2</sub>CO<sub>3</sub> as solid electrolytes, achieving an ion conductivity of 10<sup>−5</sup> S cm<sup>−1</sup> at −40 °C. Wang *et al.*<sup>138</sup> found that Li<sub>1.5</sub>Al<sub>0.5</sub>Ge<sub>1.5</sub>P<sub>3</sub>O<sub>12</sub>-based solid electrolyte cells function effectively from −73 to 120 °C. Although photothermal materials were used for the electrodes, the solid electrolyte showed great potential for cells at ultra-low temperatures, maintaining high-capacity retention at −73 °C. However, reports on solid-state electrolytes functioning at low temperatures remain rare in the literature. The significant interfacial resistances and low ionic conductivities at room temperature are expected to make solid-state electrolytes more challenging than liquid ones at low temperatures. While solid-state electrolytes hold promise as alternatives to liquid electrolytes, there remain substantial obstacles to their practical use, even at room temperature.

To mitigate the challenges posed by low temperatures, novel electrolytes such as solid-state electrolytes have shown promising results. These electrolytes exhibit improved thermal stability, lower melting points, and higher ionic conductivity at low temperatures compared to conventional liquid organic electrolytes. The adoption of such electrolytes can help overcome the limitations of slow charge transfer kinetics and lithium plating, while simultaneously enhancing the overall safety and cycle life of LIBs.

**4.2.1.7. Other solvents.** Researchers have also explored organic solvents containing sulfur (S), nitrogen (N), or phosphorus (P) as potential low-temperature electrolyte solvents. Sulfites, in particular, have gained attention in the battery community for low-temperature applications because their decomposition products offer better Li-ion conductivity than



Li alkylcarbonates.<sup>139</sup> The sulfurized SEI helps reduce impedance at low temperatures. While linear sulfites have weaker film-forming properties than their cyclic counterparts, their lower melting points, lower viscosities, and appropriate dielectric constants make them ideal for low-temperature electrolytes. When DMS and diethyl sulfite (DES) were used as replacements for structurally similar linear carbonates (DMC and DEC) in EC-based electrolytes, the ionic conductivity of the electrolytes at low temperatures was notably improved. For example, a 0.8 M LiDFOB/LiBF<sub>4</sub> (1:1 v/v) in EC/DEC/DMS (1:2:1 v/v/v) allowed a Li/LFP cell to maintain nearly 100% capacity retention for 50 cycles at -40 °C and 0.2C.<sup>140</sup> Li *et al.* created a fully sulfided electrolyte by mixing sulfolane (SL) with DMS. This combination, along with LiDFOB, resulted in a robust, low-temperature-adaptable electrolyte due to the synergistic effects of DMS and SL.<sup>72,141</sup>

Isoxazole (IZ) has also been used as a primary solvent for low-temperature electrolytes, due to its excellent ionic conductivity at low temperatures. When combined with FEC and LiDFOB, IZ helps form stable SEI films. A 1 M LiDFOB in IZ/FEC (10:1 v/v) exhibited more than double the ionic conductivity of an EC/EMC electrolyte. A Li/graphite cell using this IZ-based electrolyte showed a high reversible capacity of 187.5 mA h g<sup>-1</sup> at -20 °C, much higher than the 23.1 mA h g<sup>-1</sup> achieved with an EC/EMC electrolyte.<sup>142</sup> Xiao *et al.*<sup>143</sup> introduced a high-donor-number tris(pyrrolidinophosphine) oxide (TPPO) as a multifunctional cosolvent in carbonate electrolytes. On the anode, TPPO helped LiNO<sub>3</sub> dissolve easily in carbonate solvents, forming a robust, highly ion-conducting Li<sub>3</sub>N-rich SEI film. On the cathode, TPPO preferentially oxidized into a tough, thin N, P-rich CEI film. The simultaneous formation of superior interfacial films on both electrodes allowed the TPPO electrolyte to enable a Li/LFP cell to achieve a high initial capacity of 104 mA h g<sup>-1</sup> and nearly 100% capacity retention after 100 cycles at -15 °C.

**4.2.2. Lithium salts.** Lithium salts are crucial to the low-temperature performance of electrolytes. Their addition lowers the freezing point of the electrolyte due to colligative properties, and the degree of dissociation and solubility of lithium salts are closely linked to the ionic conductivity of the bulk electrolyte. Additionally, the choice of anion species significantly influences the characteristics of the SEI layer. While the effect of lithium salts on the low-temperature performance of electrolytes is just as important as that of solvents, the availability of suitable lithium salts is more limited due to the strict requirements for solubility, electrochemical stability, and chemical inertness. In this context, we define lithium salts as those making up more than 5 wt% of the electrolyte; otherwise, they are categorized as additives. A summary of lithium salts, their structures, and representative low-temperature electrolyte formulations is provided in Table 3.

**4.2.2.1. Lithium hexafluorophosphate salts (LiPF<sub>6</sub>).** Currently, LiPF<sub>6</sub> is the most commonly used lithium salt in LIBs due to its high ionic conductivity and excellent electrochemical stability.<sup>51</sup> It is also non-corrosive to current collectors.<sup>180</sup> While LiPF<sub>6</sub> can form a stable and protective SEI film, it has some

limitations, including poor thermal stability. Its thermal instability can lead to the formation of PFO<sub>3</sub>, and its reaction with water produces HF, which is both harmful and corrosive. HF not only poses safety hazards but also damages other cell components, significantly reducing battery efficiency. It can also degrade interfacial protective layers and contribute to metal corrosion.<sup>181,182</sup> Additionally, the operational temperature range for LiPF<sub>6</sub> in organic solvents is typically from -20 to 60 °C; below -20 °C, the electrolyte experiences severe polarization, as its low diffusion rate at these temperatures causes local Li<sup>+</sup> buildup.<sup>12,153,183</sup> As a result, despite its widespread use in commercial cells, there is an urgent need for new advanced lithium salts to improve LIBs performance across various applications.

Plichta *et al.*<sup>184</sup> found that LIBs using an EC/DMC/EMC electrolyte containing LiPF<sub>6</sub> retained 52% of their capacity at -40 °C, demonstrating high conductivity and electrochemical stability. This electrolyte has been shown to perform well in LIBs even at temperatures as low as -40 °C. Mandal *et al.*<sup>7</sup> reported that an electrolyte with LiTFSI in EC, DMC, and EMC showed good conductivity, reaching nearly 2.0 mS cm<sup>-1</sup> at -40 °C. Elia *et al.*<sup>185</sup> used an EC/DMC/DEC-based electrolyte, commonly used for low-temperature applications, and found that at -30 °C, a full cell retained 60% of its capacity at 37 mA g<sup>-1</sup>, indicating efficient performance with minimal polarization. Huang *et al.*<sup>186</sup> reported that an electrolyte consisting of EC/DEC/DMC/EMC with LiPF<sub>6</sub> maintained around 60% capacity at -30 °C.

**4.2.2.2. Lithium borate salts (LiBF<sub>4</sub>, LiBOB, LiDFOB).** To enhance the low-temperature performance of electrolytes from the perspective of lithium salts, researchers have extensively explored and developed specialized lithium salts to replace LiPF<sub>6</sub>. Borate (B)-containing and sulfur (S)-containing lithium salts are commonly used in low-temperature electrolytes. Borate salts are more frequently used in LIBs, while sulfur-based salts are primarily applied in LMBs, particularly Li-S batteries. Compared to LiPF<sub>6</sub>-based carbonate electrolytes, those based on lithium tetrafluoroborate (LiBF<sub>4</sub>), lithium bis(oxalato)borate (LiBOB), and lithium oxalato difluoro borate (LiDFOB) provide improved ion mobility and enhanced rate performance at low temperatures in LIBs. Specifically, electrolytes using LiBF<sub>4</sub> and LiBOB show lower *R*<sub>ct</sub>.<sup>156,187</sup> Zhang *et al.*<sup>153</sup> analyzed the Nyquist plot of the impedance spectrum of a LIBs at -30 °C using electrolytes containing either 1.0 M LiPF<sub>6</sub> or LiBF<sub>4</sub> in an EC/PC/EMC (1:1:3) solvent mixture. They observed that the *R*<sub>ct</sub> was decoupled from the *R*<sub>b</sub>, which relates to the ionic conductivity in the electrolyte. The *R*<sub>ct</sub> of batteries with LiBF<sub>4</sub> was significantly lower than that with LiPF<sub>6</sub>, though LiBF<sub>4</sub> exhibited a higher *R*<sub>b</sub>. However, the exact chemical mechanisms behind this behavior remain unclear.

Despite LiBF<sub>4</sub>'s inferior SEI properties and lower ionic conductivity, several studies<sup>12,153,183</sup> suggest it may offer better performance for LIBs at low temperatures compared to LiPF<sub>6</sub>. Notably, a LiBF<sub>4</sub>-based cell retained 86% of its capacity at -30 °C, whereas a LiPF<sub>6</sub>-based cell only retained 72%. Moreover, the polarization in LiBF<sub>4</sub>-based electrolytes at





**Table 3** Summary of experimental conditions for low-temperature electrolytes based on lithium salts (from the literature)

Lithium salt	Stability	Conductivity	Thermal stability	Passivation of Al	Toxicity	Electrolyte formulation	Anode/cathode	Low temperature performance	Ref.
Lithium hexafluorophosphate (LiPF <sub>6</sub> )	High	High	Low	High	Low	1 M LiPF <sub>6</sub> in EC/EMC/DMC (1 : 1 : 1 v/v/v)	Graphite/LPO	70% of RTC at -20 °C	144
						1 M LiPF <sub>6</sub> in EC/EMC (3 : 7 v/v)	Graphite/LCO	68.7% of RTC at -70 °C	145
						1 M LiPF <sub>6</sub> in DEC/DMC/EMC (1 : 1 : 1 v/v/v)	LVP/C	16% of RTC at -30 °C	146
						1 M LiPF <sub>6</sub> in EC/DEC/DMC/EMC (3 : 5 : 4 : 1 v/v/v/v)	LVP/C	43% of RTC at -30 °C	146
						1 M LiPF <sub>6</sub> in PC	LTO/NMC622	—	147
						1 M LiPF <sub>6</sub>	Graphite/LCO	~72.3% at -20 °C	148
						1 M LiPF <sub>6</sub> in EC/DMC/DEC (1 : 1 : 1 v/v/v)	Graphite/LCO	~60% of RTC at -40 °C and C/20	59
						1 M LiPF <sub>6</sub> in EC/DMC/DEC/EMC (1 : 1 : 1 : 3 v/v/v/v)	Graphite/LNCO	~58.96% of RTC at -40 °C and C/15	149
						1 M LiPF <sub>6</sub> in EC/DMC/DEC/EMC (1 : 1 : 1 : 3 v/v/v/v)	LiFePO <sub>4</sub> /C Li cell	~55% of RTC at -40 °C and C/1	150
						0.75 M LiPF <sub>6</sub> in EC/DEC/DMC/ETFE (1 : 1 : 1 : 1 v/v/v/v)	Li/MCMB	—	60
Lithium tetrafluoroborate (LiBF <sub>4</sub> )						1 M LiPF <sub>6</sub> in EC/EMC/TFEB (20 : 60 : 20 v/v/v)	MCMB/LNCO	~85% of RTC at -20 °C and 50 mA	75
						1 M LiPF <sub>6</sub> in EC/EMC/MP (20 : 60 : 20 v/v/v)	MCMB/LNCO	~60-77% of RTC at -20 °C and C/16	76
						1 M LiPF <sub>6</sub> in MP/FEC (90 : 10 v/v)	Graphite/NCM111	~60% of RTC at -40 °C	65
						2 M LiPF <sub>6</sub> in THF/2MeTHF (1 : 1 v/v)	Li/SiMP	—	123
						LiPF <sub>6</sub> in iBN/EC	LCO/graphite	75.8% of RTC at -40 °C and ~68.7% of RTC at -70 °C	151
	High	Low	Medium	High	Low	1 M LiBF <sub>4</sub> in PA	LTO/LCO	91% of RTC at -40 °C (0.5C) and 75% of RTC at -60 °C (0.2C)	152
						1 M LiBF <sub>4</sub> in PC/EC/EMC (1 : 1 : 3 w/w/w)	Graphite/LNO	~86% of RTC at -30 °C	153
						1 M LiBF <sub>4</sub> /LiBOB (9 : 1 m/m) in PC/EC/EMC (1 : 1 : 3 w/w/w)	Li/LFP	~30% of RTC at -50 °C	154
						1 M LiBF <sub>4</sub> /LiBOB (8 : 2) in PC/EC/EMC/MB (1 : 1 : 1 : 3 v/v/v/v)	Li/LFP	~60% of RTC at -40 °C	155
	Low	High	High	Low	Low	1 M LiBOB in PC/EC/ECM (1 : 1 : 1 v/v/v)	Graphite/LNO	~74% of RTC at -30 °C	156
Lithium bis (oxalato) borate (LiBOB)						0.7 M LiBOB in GBL/EA (1 : 1 w/w)	—	—	157
						1 M LiBOB in GBL/D2 (70 : 30 w/w)	Graphite/NCM111	>60% of RTC at -40 °C	90
	High	High	Medium	High	Low	1 m LiDFOB in PC/EC/EMC (3 : 3 : 4 w/w/w)	Graphite/NCA	>20% of RTC at -40 °C	158
Lithium (oxalato) difluoro borate (LiDFOB)						0.9 M LiDFOB in SL/DMS (1 : 1 v/v)	Li/LFP	>20% of RTC at -40 °C	141
						0.9 M LiDFOB/LiBF <sub>4</sub> (5:365 : 1 w/w) in EC/DMC/EMC (1 : 1 : 3 v/v/v)	Li/LFP; Li/graphite	>20% of RTC at -40 °C	72
						0.8 M LiDFOB/LiBF <sub>4</sub> (1 : 1 m/m) in EC/DEC/DMS (1 : 2 : 1 v/v/v)	Li/LFP	55.7% of RTC at -40 °C	159
						1 M LiDFOB in GBL/FEPE (70 : 30 w/w)	Graphite/NCM523	100 mA h g <sup>-1</sup> at -40 °C	91



Table 3 (Contd.)

Lithium salt	Stability	Conductivity	Thermal stability	Passivation of Al	Toxicity	Electrolyte formulation	Anode/cathode	Low temperature performance	Ref.
Lithium bis (trifluoromethanesulfonyl) imide (LiTFSI)	Medium	High	High	Low	Low	1 M LiTFSI in DMC/FEC/MA	Graphite/NCM811	72% of RTC at $-40^{\circ}\text{C}$	160
						1.25 M LiTFSI in PC/MA (1 : 3 v/v)	Li/MnO <sub>2</sub>	>40% of RTC at $-10^{\circ}\text{C}$	161
						0.9 M LiTFSI in EC/DMC/EMC (15 : 37 : 48 w/w/w)	Graphite/LNCO	<30% of RTC at $-40^{\circ}\text{C}$	7
						0.5 M LiTFSI in MA/DOL/TEGDME (5 : 47.5 : 47.5 v/v/v)	Li/S	<85% of RTC at $-10^{\circ}\text{C}$	119
						1–1.4 M LiTFSI in DOL/DME/TEGDME (1 : 1 : 1 v/v/v)	Li/S	—	162
						1 M LiTFSI in DOL/DME (80 : 20 v/v)	Li/Cu	—	108
						0.75 M LiTFSI in DOL	LTO/LCO	~60% of RTC at $-80^{\circ}\text{C}$ and 0.1C	163
						1 M LiTFSI in DOL/DME (80 : 20 v/v) with 10 vol% FEC	Li/LFP	~50% of RTC at $-60^{\circ}\text{C}$	112
						1 M LiTFSI in EC/DEC/MB (1 : 1 : 1 v/v/v)	Li/Mxene@LM	78% of RTC at $-20^{\circ}\text{C}$	164
						0.5 M LiTFSI in ETFA	Li/LTO	91% of RTC at $-50^{\circ}\text{C}$ and 0.05C	83
Lithium bis (fluorosulfonyl) imide (LiFSI)	Low	High	High	Low	Low	1 M LiFSI in ETFA/FEC (7 : 3 v/v)	Graphite/LFP	$-40^{\circ}\text{C}$ and 0.02C; 82 mA h g <sup>-1</sup>	84
						0.2 M LiFSI in FM/CO <sub>2</sub> (19 : 1 w/w)	Li/LCO	60.6% of RTC at $-60^{\circ}\text{C}$ and 0.1C	125
						0.3 M LiFSI, 0.3 M THF in FM/CO <sub>2</sub> (19 : 1 w/w)	Li/polished stainless steel	98% of RTC at $-60^{\circ}\text{C}$	127
						1.2 M LiFSI, 1 M AN in FM/CO <sub>2</sub> (19 : 1 w/w)	Li/NCM622	65% of RTC at $-60^{\circ}\text{C}$ and 1.15C	126
						0.3 M LiFSI in FM	Li/CF <sub>x</sub>	57% of RTC at $-40^{\circ}\text{C}$ and 10 mA h g <sup>-1</sup>	165
						LiFSI/BN in VC/FEC (1.5 : 10 m/m)	NMC111/graphite	82.6% of RTC at $-40^{\circ}\text{C}$ 105 mA h g <sup>-1</sup>	166
						LiFSI/AN-LHC	Graphite/NCM	71% of RTC at $-30^{\circ}\text{C}$ and 110 mA h g <sup>-1</sup>	167
						LiFSI/MF91	LFP/graphite	80.2% of RTC after 1200 cycles (2C) at $-80^{\circ}\text{C}$	168
						1 M LiFSI in EC/EMC (3 : 7 v/v)	Li/LCO	—	169
						1.4 M LiFSI in DMC/EC/D2 (2 : 0.2 : 3 m/m/m)	Graphite/NCM811	—	170
LiMe LiSO <sub>3</sub> CF <sub>3</sub>	Low High	Low Moderate	Poor High	Poor Low	Low	1 M LiFSI in PC/MB (1 : 2 v/v)	Li/CF <sub>x</sub>	$-70^{\circ}\text{C}$ and 0.1C; 240 mA h g <sup>-1</sup>	78
						4 M LiFSI in DMC	Li/graphite	85.6% at $-30^{\circ}\text{C}$ and C/5	171
						1 M LiFSI in DEE	Li/SPAN	76% of RTC at $-60^{\circ}\text{C}$ and 0.1C	105
						1 M LiFSI in DMM	Li/SPAN	64% after 120 cycles at $-40^{\circ}\text{C}$ and 0.1C	31
						LiFSI : DME : FB (1 : 1.2 : 3 m/m/m)	Li/S	7.6 mA h cm <sup>-2</sup> and $-20^{\circ}\text{C}$	172
						0.3 M LiFSI, 0.35 DME in DFM	Li/NCM622	42% of RTC at $-40^{\circ}\text{C}$ and 0.05C	173
						1 M LiFSI in Me <sub>2</sub> O (1 : 1.15 m/m) + TFE/PFE (7 : 1 v/v)	Li/NCM622	$-60^{\circ}\text{C}$ and 1.15C; 71 mA h g <sup>-1</sup>	174
						1.28 M LiFSI in FEC/FEMC/D2	Li/NCA	~56% of RTC at $-85^{\circ}\text{C}$	175
						LiFSI in MA/FB	LCO/graphite	~91% of RTC at $-60^{\circ}\text{C}$ and 0.05C	176
						LiFSI and LiTFSI	NCM/graphite	>60% of RTC at $-40^{\circ}\text{C}$	177
LiMe LiSO <sub>3</sub> CF <sub>3</sub>	Low High	Moderate	High	Low	Moderate to high	1 M LiMe in MF/EC (1 : 1 v/v)	Li/graphite	—	178
						0.7 M LiSO <sub>3</sub> CF <sub>3</sub> in DOL/DME (86 : 14 w/w)	Li/S	>60% of RTC at $-40^{\circ}\text{C}$	104



Table 3 (Contd.)

Lithium salt	Stability	Conductivity	Thermal stability	Passivation of Al	Toxicity	Electrolyte formulation	Anode/cathode	Low temperature performance	Ref.
LiBETI	Very high	High	High	High	Moderate	1 M LiBETI in EC/DEC/TMMP (5 : 45 : 50 v/v/v) 0.7 M LiBETI in FEC/DEC/M3 (1 : 5 : 14 v/v/v)	Li/S Li/NCM622	>60% of RTC at -30 °C	121 175
Lithium perchlorate (LiClO <sub>4</sub> )						1 M LiClO <sub>4</sub> in EC/DMC/DEC (1 : 1 : 1 v/v/v) 1 M LiClO <sub>4</sub> in PC/DMC/DEC (1 : 1 : 1 v/v/v) 0.8 M LiClO <sub>4</sub> in DMMP	Li//HC Li//HC Li/MnO <sub>2</sub>	117.9 mA h g <sup>-1</sup> at -20 °C, and 23.3 mA h g <sup>-1</sup> at -40 °C 153.3 mA h g <sup>-1</sup> at -20 °C, and 59.0 mA h g <sup>-1</sup> at -40 °C ~66% of RTC at -20 °C; 100 mA h g <sup>-1</sup>	179 179 120

-30 °C was minimal. The lower  $R_{ct}$  indicated improved low-temperature performance, although LiBF<sub>4</sub> has lower solubility in carbonate solvents than LiPF<sub>6</sub> due to higher viscosity and reduced interfacial reactivity with graphite. Further studies have shown that the addition of LiBOB (1–5 mol%) to LiBF<sub>4</sub> improves the SEI-forming ability on graphite anodes, mitigating substantial early cycle capacity loss and gas formation.<sup>188</sup> Zhang *et al.*<sup>189,190</sup> also synthesized LiODFB, which demonstrated high capacity retention at -30 °C. Adding 0.02 mol L<sup>-1</sup> LiBOB to LiBF<sub>4</sub>-based electrolytes enhances SEI formation and improves cycling performance at -40 °C. Recently, LiTFSI and other organic lithium salts have gained popularity in ether-based and ionic liquid electrolytes due to their high solubility and thermal stability, offering superior conductivity, reaching 2 mS cm<sup>-1</sup> at -40 °C.

One of the most studied lithium salts for low-temperature LIBs is LiBOB, known for its ability to protect the SEI film and prevent transition metal deposition, thus enhancing over-charge tolerance and ensuring a stable SEI on electrode surfaces.<sup>191</sup> However, LiBOB suffers from high viscosity and poor solubility in carbonate solvents, issues that worsen at low temperatures.<sup>156</sup> To address these drawbacks, a new lithium salt, LiDFOB, with better film-forming properties, was developed to enhance low-temperature performance. LiDFOB combines the advantages of both LiBOB and LiBF<sub>4</sub>, breaking down into an inorganic-rich SEI. To further improve low-temperature performance, binary salt systems have been developed. For example, a mixture of LiBF<sub>4</sub>/LiBOB was used to optimize low-temperature performance in Li/LFP cells. At -50 °C and 1C, a Li/LFP cell with a 1 M LiBF<sub>4</sub>/LiBOB mixture (9 : 1 m/m) in PC/EC/EMC (1 : 1 : 3 w/w/w) delivered up to 30% capacity.<sup>192</sup> This mixture enabled the Li/LFP cell to deliver a discharge capacity of 82.5 mA h g<sup>-1</sup> at -40 °C, retaining 55.7% of the room temperature capacity. After 50 cycles, the capacity retention was close to 100%.

Several studies have described mixed-salt electrolytes using LiBF<sub>4</sub>-LiDFOB to combine the benefits of both salts for low-temperature applications. For example, Li *et al.*<sup>71</sup> studied an electrolyte with a LiDFOB/LiBF<sub>4</sub> mixture and an EC/DMC/EMC solvent mixture, which outperformed LiPF<sub>6</sub>-based electrolytes at -20 °C, offering significantly higher capacities. Zhou *et al.*<sup>193</sup> tested different LiDFOB/LiBF<sub>4</sub> ratios over a temperature range from -20 °C to 60 °C, discovering that a 0.2 M LiBF<sub>4</sub>/0.8 M LiDFOB ratio optimized performance at -20 °C. This combination decreased the  $R_{ct}$  by 346.3 Ω at -20 °C without compromising the efficient passivation of LiDFOB. After 100 cycles, the cell exhibited the best retention at a 1 : 4 LiBF<sub>4</sub>/LiODFB ratio. Zhao *et al.*<sup>159</sup> explored an electrolyte with a LiBF<sub>4</sub>/LiODFB (1 : 1 mol%) combination in an EC/DMC/DMS (1 : 2 : 1 v/v) solvent mixture, achieving a discharge capacity of 82.5 mA h g<sup>-1</sup> at -40 °C and maintaining nearly 100% capacity after 50 cycles.

**4.2.2.3. Lithium sulfonylimide salts (LiFSI, LiTFSI).** Sulfur-containing lithium salts are commonly used in low-temperature electrolyte formulations due to their enhanced electrochemical and thermal stability, which significantly boosts



cycle performance and safety. Among these, LiTFSI is the most widely recognized lithium salt.<sup>194</sup> The TFSI-anion's acidity contributes to strong chemical inertness, improving electrochemical stability against oxidation. Similarly, lithium bis (fluorosulfonyl)imide (LiFSI) offers high electrochemical stability, conductivity, and resistance to hydrolysis, making it versatile for enhancing cycle performance in various electrolytes. For instance, Mandal and colleagues demonstrated that LiTFSI-based electrolytes exhibit superior ionic conductivity at low temperatures (2 mS cm<sup>-1</sup> at -40 °C) compared to LiPF<sub>6</sub>-based systems.<sup>7</sup> LiTFSI-containing full cells perform well, and half-cells remain functional at -40 °C.

However, a notable drawback of FSI- and TFSI-anions is their tendency to cause corrosion in the aluminum current collector of the cathode. This issue is likely linked to F-S bonds in the FSI anion or residual chloride (Cl<sup>-</sup>) impurities from the synthesis process.<sup>169,195,196</sup> This corrosion challenge makes it difficult to determine whether performance issues stem from LiF and trace HF formation or the inherent properties of the anion. Increasing lithium salt concentrations in the electrolyte can reduce aluminum corrosion, but high concentrations lead to increased viscosity, which negatively impacts low-temperature performance.<sup>51</sup> Alternatively, adding borate ester salts can mitigate aluminum collector corrosion.<sup>197</sup>

Recently, dual-salt electrolytes like LiTFSI/LiDFOB have demonstrated good ionic conductivity at low temperatures. Additionally, combinations such as LiTFSI/LiDFOB and LiTFSI/LiBOB have proven effective in enhancing the electrochemical performance of LIBs.<sup>198</sup>

Ein-Eli *et al.*<sup>178</sup> observed that Li/graphite cells with electrolytes based on LiC(SO<sub>2</sub>CF<sub>3</sub>)<sub>3</sub> (LiMe) and LiTFSI exhibited superior cycling performance compared to those using LiPF<sub>6</sub> electrolytes. While LiMe dissolves readily in organic solvents and offers higher ionic conductivity than LiTFSI, its use at low temperatures has been scarcely reported.<sup>155</sup> Mikhaylik *et al.*<sup>104</sup> demonstrated that Li-S cells with LiSO<sub>3</sub>CF<sub>3</sub> electrolytes delivered significantly higher discharge capacities than those with LiSCN or LiTFSI in DME/DOL at -10 °C and a 0.5C discharge rate. However, the limited ionic conductivity of LiSO<sub>3</sub>CF<sub>3</sub>-based electrolytes has restricted their application in low-temperature studies.

LiTFSI is currently the most widely utilized sulfur-containing salt for low-temperature electrolytes due to its excellent properties, including high solubility, ionic conductivity, and improved desolvation on the cathode side.<sup>199</sup> Mandal *et al.*<sup>7</sup> compared LiTFSI and LiPF<sub>6</sub> (0.9 M salt in EC/DMC/EMC at 15 : 37 : 48 v/v/v) and found that the *R*<sub>ct</sub> for LiTFSI-based electrolytes was nearly an order of magnitude lower than that for LiPF<sub>6</sub>, as evidenced by Nyquist plots (Fig. 12a). This reduced *R*<sub>ct</sub> allowed Li/LNCO cells with LiTFSI-based electrolytes to function at temperatures as low as -40 °C. Additionally, the optimal ionic conductivity for LiTFSI-based electrolytes occurs at salt concentrations of 1.4–1.5 M (Fig. 12b).<sup>162,200</sup>

Other reported sulfonylimides for low-temperature electrolytes include lithium bis(pentafluoroethylsulfonyl)imide (LiBETI) and LiFSI. Electrolytes containing 1 M LiBETI in EC-

based solutions enabled MCMB/LCO cells to retain over 60% of their room-temperature capacity at -20 °C.<sup>121</sup> However, LiBETI's high cost limits its practicality as a primary salt, making it more suitable as an additive. LiFSI-based electrolytes, on the other hand, offer higher ionic conductivity and improved interfacial stability compared to LiTFSI. As LiFSI's production process has matured, its cost has declined, making it a promising candidate for low-temperature applications.<sup>201</sup> LiFSI has become a popular choice in advanced electrolyte systems such as highly concentrated electrolytes (HCE), localized HCEs (LHCE), and weakly solvating electrolytes.<sup>171,202,203</sup>

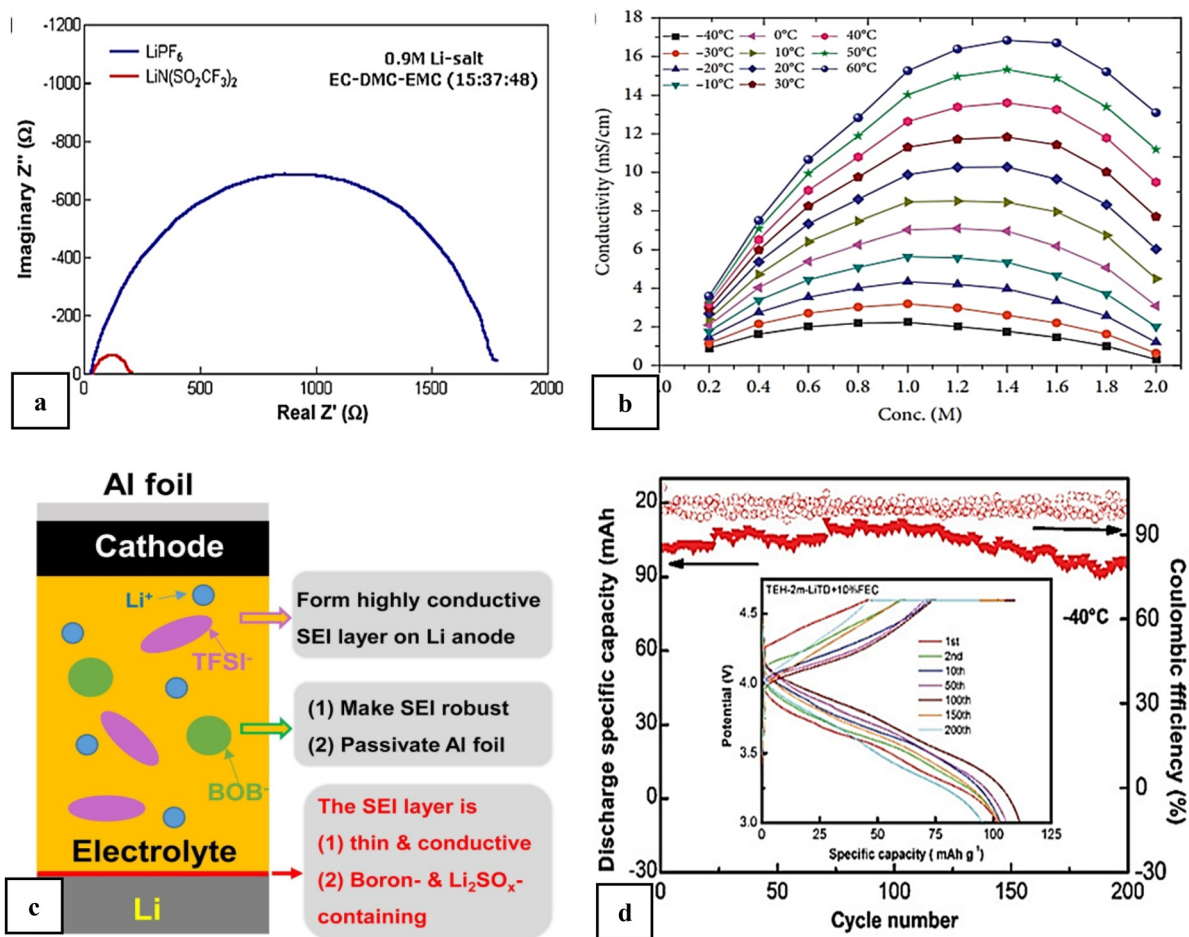
Despite their advantages, lithium sulfonylimides can cause corrosion of aluminum current collectors due to side reactions between the anions and aluminum.<sup>204</sup> This issue can be mitigated by combining sulfonylimides with borate salts, significantly reducing corrosion (Fig. 12c).<sup>195,205,206</sup> Lin *et al.*<sup>207</sup> developed a blended electrolyte system using LiTFSI and LiDFOB for rapid ion dynamics in high-voltage RLBs at low temperatures. This system enabled Li/NCM523 cells to achieve 200 stable cycles at a 4.6 V cut-off voltage, 1C rate, and -40 °C (Fig. 12d).

Advancements in mixed-salt electrolytes have significantly contributed to the development of next-generation LIBs. Three key factors highlight the crucial role of lithium salt anions in determining the low-temperature performance of cells: the extent of dissociation, the SEI derived from the anion, and the likelihood of parasitic reactions. To achieve low SEI resistance, high electrolyte conductivity, and stable interfaces, future lithium salt candidates must strike a careful balance among these characteristics.

**4.2.3. Electrolyte additives.** Incorporating small amounts of electrolyte additives (less than 5 wt/vol%) into electrolyte formulations is a highly effective strategy for enhancing electrolyte performance. These additives can optimize electrode interfacial chemistry, thereby boosting electrode kinetics, reducing gas generation in the electrolyte, enhancing stability at high voltages, or increasing flame retardancy.<sup>207,208</sup> Since the interfacial chemistry of electrodes is closely linked to the battery's low-temperature performance, such additives can greatly improve the low-temperature capabilities of lithium batteries. Table 4 provides a summary of some additives referenced in this review, including their structures and associated low-temperature electrolyte formulations.

Additives are incorporated into electrolytes to enhance their performance, addressing properties such as SEI film formation, flammability, and resistance to high pressures, typically comprising no more than 5% of the electrolyte by mass. They are also crucial for improving low-temperature performance. The primary categories of additives include organic compounds, inorganic salts, and siloxanes.<sup>217,218</sup> Some additives decompose or polymerize on electrode surfaces to form protective films that prevent further redox reactions of the electrolyte, while others chelate with reaction centers on electrodes to inhibit electrolyte decomposition. As a result, electrolyte additives in LIBs improve SEI properties, enhance ionic conductivity, and protect cathode materials from dissolution and overcharging.<sup>219</sup>





**Fig. 12** (a) Nyquist plots of cells featuring 0.9 M  $\text{LiPF}_6$  and  $\text{LiTFSI}$  in EC/DMC/EMC (15 : 37 : 48 v/v/v). Reproduced with permission from ref. 7. (b) Conductivity measurements of electrolytes with varying concentrations at different temperatures. Reproduced with permission from ref. 200. (c) Schematic representation of the roles of  $\text{LiTFSI}$  and  $\text{LiBOB}$  in a dual-salt electrolyte. Reproduced with permission from ref. 195. (d) Cycling performance of a Li/NCM523 cell utilizing a  $\text{LiTFSI}/\text{LiDFOB}$  dual-salt electrolyte system at 1C and  $-40^\circ\text{C}$ . Reproduced with permission from ref. 206.

Fig. 13 illustrates the development of additives in recent years by comparing the conductivity of a standard salt (1 M  $\text{LiPF}_4$ ) before and after adding various additives at low temperatures. Fig. 13 demonstrates that certain salts (e.g.,  $\text{LiDFOB}$ ,  $\text{LiPO}_2\text{F}_2$ ) or organic additives like phenyl methanesulfonate ( $\text{PhMS}$ ) and tris(trimethylsilyl)phosphite ( $\text{TMSP}$ ) maintain high conductivity in the electrolyte. Early use of organic additives, such as allyl sulfide ( $\text{AS}$ ) and polydimethylsiloxane ( $\text{PDMS}$ ), significantly improved electrolyte conductivity (as shown on the left side of Fig. 13).

### 4.3. Aqueous electrolytes

Due to its unique dielectric and fluid properties, water is an excellent conductor for electrolytes, facilitating faster kinetics during the discharge/charge processes.<sup>220,221</sup> Compared to organic electrolytes, water is more affordable and safer than lithium-ion technology. However, its very low electrochemical stability window limits the energy density of LIBs. For LIBs to function at temperatures below  $-20^\circ\text{C}$ , water's freezing point presents a significant challenge, as pure water freezes below

$0^\circ\text{C}$ , hindering low-temperature applications. However, the freezing point of aqueous electrolytes can be lowered by several tens of degrees below the thermodynamic value through the addition of lithium salts and other additives.<sup>220</sup> In recent years, numerous aqueous electrolyte approaches have been suggested to significantly enhance the operating range and stability of aqueous lithium batteries at low temperatures. A summary of some key low-temperature aqueous electrolytes is provided in Table 5.

Based on colligative properties, the freezing point depression can be calculated using the following equation:

$$\Delta T_f = T_{\text{water}} - T_{\text{soln}} = K_f \cdot m \quad (4)$$

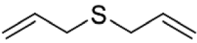
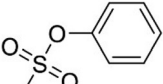
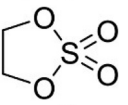
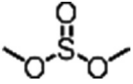
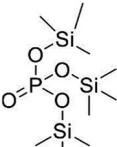
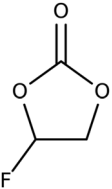
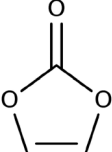
where  $m$  is the molality constant,  $K_f$  is the freezing point depression constant,  $T_{\text{water}}$  is  $0^\circ\text{C}$ , and  $T_{\text{soln}}$  is the freezing point of the solution. We can use concentrated aqueous solutions to extend the service-temperature range below  $0^\circ\text{C}$ .

The "water-in-salt" (WIS) electrolyte concept was introduced by Suo *et al.*, who developed a highly concentrated aqueous electrolyte containing 21 M  $\text{LiTFSI}$  in water.<sup>222</sup> This WIS elec-

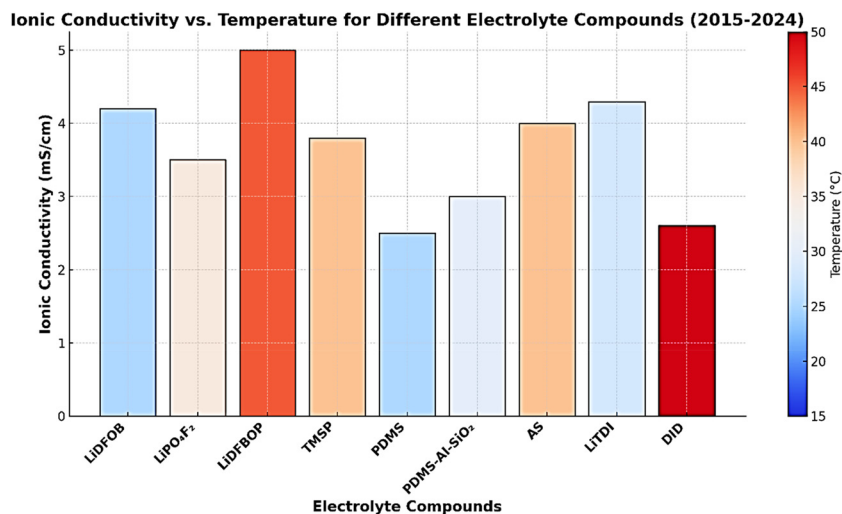




**Table 4** Summary of solvent additives for low-temperature electrolytes

Solvent additive	Structure	Mechanism	Temperature <sup>a</sup>	Electrical conductivity (mS cm <sup>-1</sup> )	Ratio wt. %	Ref.
Allyl sulfide (AS)		Facilitates the charge transfer reaction on the graphite surface	−30	0.6	2	209
Phenyl methanesulfonate (PhMS)		Improves the migration kinetics of Li <sup>+</sup> in the graphite anode and reduces the lithium-ion deposition on the graphite anode surface	−20	5.26	1	210
1,3,2-Dioxathiolane-2,2-dioxide (DTD)		Leads to reduction paths creating large amounts of dimeric sulfur-based species to create an advantageous SEI	−20	0.058	1	211
Dimethyl sulfite (DMS)		Has a unique molecular structure and appropriate reduction activity	−20	0.033	0.5	212
Tris(trimethylsilyl) phosphite (TMSP)		Contributes to the formation of a robust and ultrathin film on cathodes and consumes HF produced in LiPF <sub>6</sub> -based electrolytes during cycling	−40	14.28	0.5	36 and 213
Fluoroethylene carbonate (FEC)		Suppresses the decomposition of electrolytes and decreases the charge-transfer resistance	−40	0.004	2	67 and 214
Vinylene carbonate (VC)		Provides surface protection on both electrodes	−40	0.075	2	215 and 216

<sup>a</sup> Temperature is the lowest operating temperature that can be achieved by a cell composed of this electrolyte.



**Fig. 13** Overview of electrolyte additive advancements over the last six years, highlighting a comparison of conductivity with and without additives. The lithium salt used is 1 M LiPF<sub>6</sub>, and the solvent is a standard carbonate solvent.



**Table 5** Summary of low-temperature aqueous electrolytes

Electrolyte formulation	Anode/cathode	Low-temperature performance	Ref.
21 M LiTFSI aqueous solution	LiTiO <sub>2</sub> (PO <sub>4</sub> ) <sub>3</sub> /Li <sub>3</sub> V <sub>2</sub> (PO <sub>4</sub> ) <sub>3</sub>	60% of RTC at −20 °C and 6C	222
20 M LiPTFSI/LiOTf (15 : 5 m/m) aqueous solution	Activated carbon (AC)/LiMn <sub>2</sub> O <sub>4</sub>	−10 °C and 1C Over 100 mA h g <sup>−1</sup>	220
15.3 M LiTFSI in water/AN (1 : 1 m/m)	LTO/LMO	95% (110 70 mA h g <sup>−1</sup> ) after 120 cycles at 0 °C and 1C	223
5.2 M LiTFSI in water	AC/LMO	66.4% of RTC at −40 °C and 2C	224
5 M LiTFSI in water saturated with CO <sub>2</sub>	Mo <sub>6</sub> S <sub>8</sub> /LMO	−40 °C and 0.5C Over 70 mA h g <sup>−1</sup>	225
Saturated aqueous solution of LiCl	Li <sub>0.75</sub> CoO <sub>2</sub> /LiCoO <sub>2</sub>	~72% of RTC at −40 °C and 0.22C	226
0.5 M Li <sub>2</sub> SO <sub>4</sub> aqueous solution + 30 mol% DMSO	AC/LiTi <sub>2</sub> (PO <sub>4</sub> ) <sub>3</sub> @C	62% of RTC at −50 °C and 0.5C	227
1 M Li <sub>2</sub> SO <sub>4</sub> aqueous solution + 40 mol% EtG	AC/LFP	−20 °C and 1C Over 40 mA h g <sup>−1</sup>	228
SL : H <sub>2</sub> O : LiClO <sub>4</sub> (12 : 4 : 3 m/m/m)	LTO/LMO	87% after 200 cycles at −20 °C and 200 mA h g <sup>−1</sup>	229

trolyte significantly reduced the electrochemical activity of water and formed a dense SEI on the anode surface due to anion reduction. These advantages allowed the WIS electrolyte to achieve an expanded electrochemical stability window of 3.0 V. Additionally, due to colligative properties, the freezing point of highly concentrated or even saturated salt solutions can be lowered by several tens of degrees compared to pure water.<sup>9,230</sup> The broad electrochemical window, strong film-forming ability, and low freezing point of the WIS electrolyte make it suitable for the stable operation of high-energy-density aqueous LIBs at low temperatures. For example, the 21 M LiTFSI aqueous electrolyte resolved the fading issue of the Li<sub>3</sub>V<sub>2</sub>(PO<sub>4</sub>)<sub>3</sub> cathode and allowed LiTi<sub>2</sub>(PO<sub>4</sub>)<sub>3</sub>/Li<sub>3</sub>V<sub>2</sub>(PO<sub>4</sub>)<sub>3</sub> batteries to achieve a high initial Coulombic efficiency of 86.7% and excellent rate performance at −20 °C.<sup>222</sup>

Ramanujapuram and Yushin<sup>226</sup> explored aqueous electrolytes with three types of lithium salts (LiCl, Li<sub>2</sub>SO<sub>4</sub>, and LiNO<sub>3</sub>) and demonstrated that cells with LiCl-saturated electrolytes perform well even at low temperatures as low as −45 °C. These cells exhibit lower charge transfer resistance and excellent rate performance at low temperatures. Unlike organic electrolytes, cells with aqueous electrolytes and layered cathodes do not experience rapid capacity fading or a significant increase in  $R_{ct}$  as the temperature decreases. Certain anion salts, such as LiTFSI and its derivatives, show remarkable electrochemical stability due to their unique solvation structure in aqueous electrolytes, where water molecules are strongly coordinated with lithium ions and confined within anion-containing lithium ion solvation sheaths.<sup>231,232</sup>

Lithium salts in WIS electrolytes benefit from the presence of asymmetric anions and organized structures that minimize crystallization, though the mechanisms behind this remain unclear.<sup>233,234</sup> Yue *et al.* revisited WIS electrolytes by incorporating a CO<sub>2</sub> additive into a traditional salt-in-water (SIW) framework, forming a novel aqueous interphase.<sup>225</sup> This research draws on earlier electrolyte studies that initially investigated CO<sub>2</sub> in organic systems and employed SIW formulations, such as a 5 M LiNO<sub>3</sub> solution.<sup>229</sup> The interaction between CO<sub>2</sub> and LiTFSI allows CO<sub>2</sub> to dissolve effectively in a 5 M LiTFSI SIW electrolyte, producing a Li<sub>2</sub>CO<sub>3</sub>-rich layer on the anode. This layer is critical for reducing hydrogen evol-

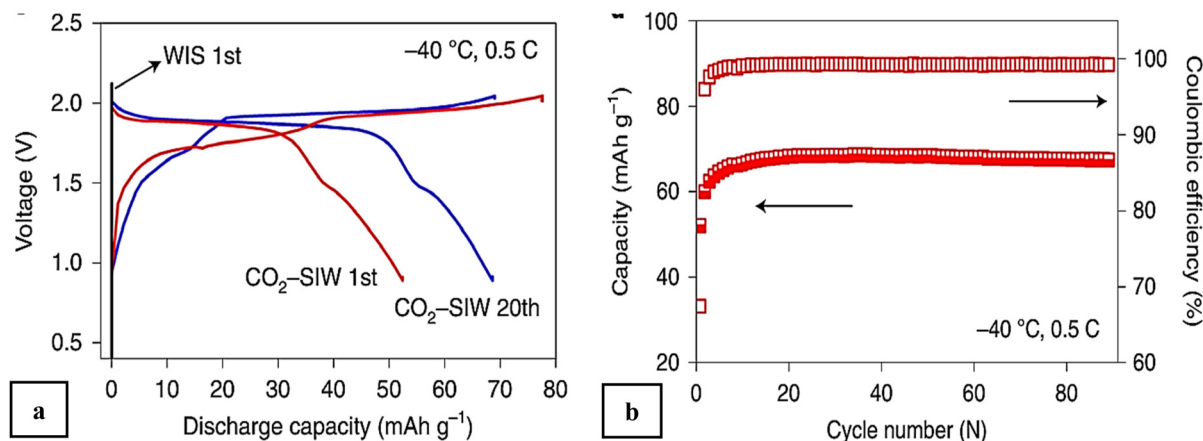
ution at the anode and enabling the reduction of TFSI. The reduction of the CO<sub>2</sub>-TFSI complex creates a robust aqueous interphase featuring both LiF and Li<sub>2</sub>CO<sub>3</sub>. Compared to WIS electrolytes, the CO<sub>2</sub>-SIW formulation offers notable benefits, including lower viscosity, enhanced ionic conductivity, and resistance to crystallization. These properties improve electrochemical performance and enable superior operation at low temperatures. For example, a Mo<sub>6</sub>S<sub>8</sub>/LMO full cell using the CO<sub>2</sub>-SIW electrolyte achieved stable cycling at −40 °C, delivering over 70 mA h g<sup>−1</sup> at 0.5C (see Fig. 14).

To enhance the low-temperature performance of aqueous electrolytes, various cosolvents and additives such as acetonitrile (AN), dimethyl sulfoxide (DMSO), and ethylene glycol (EG) have been introduced. For example, the crystallization temperature of an aqueous electrolyte decreases significantly from −4.6 °C to −24.6 °C as the EG concentration is increased from 0 to 40 wt%.<sup>235</sup> Among these additives, DMSO is notable for its ability to form strong hydrogen bonds with water molecules. By integrating into the cation solvation sheath and replacing some coordinating water molecules, DMSO effectively suppresses interfacial electrochemical reactions, thereby enabling the electrolyte to operate at lower temperatures. Nian *et al.* demonstrated that incorporating DMSO into an aqueous electrolyte results in an extremely low freezing point of less than −130 °C, while maintaining a sufficient ionic conductivity of 0.11 mS cm<sup>−1</sup> at −50 °C.<sup>227</sup> Additionally, Dou *et al.* reported that AN significantly reduces the viscosity of aqueous electrolytes, enhances ionic conductivity, and supports operation over a wide temperature range from −30 °C to 50 °C.<sup>236</sup>

In traditional LiTFSI-based aqueous electrolytes, lithium ions are strongly coordinated by water molecules and TFSI anions, resulting in robust cation–anion interactions. However, the introduction of AN disrupts this interaction. With its smaller size and weaker steric hindrance compared to TFSI anions, AN molecules coordinate with lithium ions, effectively separating them from TFSI anions. This separation prevents further coordination between lithium ions and TFSI anions, improving the stability and performance of the electrolyte under various conditions.<sup>236</sup>

Li *et al.* introduced AN as a cosolvent in an aqueous electrolyte, creating a super-concentrated hybrid electrolyte with 15.3





**Fig. 14** (a) Initial charge/discharge profiles of a  $\text{Mo}_6\text{S}_8/\text{LMO}$  aqueous full cell using  $\text{CO}_2\text{-SIW}$  and WIS electrolytes. (b) Cycling stability of the  $\text{Mo}_6\text{S}_8/\text{LMO}$  aqueous full cell with  $\text{CO}_2\text{-SIW}$  electrolyte at  $-40\text{ }^\circ\text{C}$  and  $0.5\text{C}$ . Reproduced with permission from ref. 225.

M LiTFSI in a water/AN mixture.<sup>237</sup> This hybrid electrolyte outperforms the WIS electrolyte by offering a broader electrochemical stability window of 4.5 V and a lower freezing point. These advantages enable the support of high-capacity LTO anode chemistry in aqueous batteries. When cycled at 1C and  $0\text{ }^\circ\text{C}$ , the LTO/LMO full cell demonstrated a discharge capacity of  $110\text{ mA h g}^{-1}$  and a capacity retention of 95% after 120 cycles. In a subsequent study, a water/sulfone binary electrolyte was developed, further extending the low-temperature operating range of LMO/LTO full cells. Sulfone disrupts the large-scale hydrogen bond network by competing for hydrogen bonds with water molecules, which lowers the glass-transition temperature of the water/sulfone binary electrolyte to  $-110\text{ }^\circ\text{C}$ . The LTO/LMO full cell using this water/sulfone binary electrolyte achieved a high-capacity retention of 87% and an average Coulombic efficiency of 99.8% after 200 cycles at  $200\text{ mA h g}^{-1}$  and  $-20\text{ }^\circ\text{C}$ .

Low-temperature aqueous electrolytes are still less effective than organic electrolytes because water has a higher freezing point compared to most organic solvents. Much of the research aimed at enhancing the low-temperature performance of aqueous electrolytes focuses on using highly concentrated lithium salts ( $\sim 20\text{ mol L}^{-1}$ ), which increases the cost. A key approach to improving aqueous electrolyte performance at low temperatures is to reduce cation-anion interactions. Organic additives and concentration enhancers can help optimize the solvation structure and extend the operational temperature range of aqueous electrolytes. However, greater attention should be given to cost reduction and ensuring the electrolytes retain their inherent safety following these improvements.

## 5. Future directions for low-temperature LIBs

Despite significant progress in the development of low-temperature LIBs, several challenges remain to be addressed to

enable their widespread adoption in practical applications. One of the most critical challenges is the development of electrolytes with low viscosity and high ionic conductivity at sub-zero temperatures. This can be achieved through the use of advanced solvents, such as fluorinated esters and ethers, which exhibit low melting points and weak solvation structures. Additionally, the incorporation of functional additives, such as FEC and VC, can promote the formation of stable and conductive SEI and CEI layers, thereby improving cyclic stability at low temperatures.

Another promising direction is the development of solid-state electrolytes, which offer improved safety and stability at low temperatures. However, the high interfacial resistance and poor ion transport in solid-state electrolytes remain significant challenges that need to be overcome. Future research should focus on optimizing the interfacial compatibility between solid-state electrolytes and electrodes, as well as developing novel materials with enhanced ionic conductivity at sub-zero temperatures.

In addition to electrolyte optimization, the development of advanced electrode materials is essential for improving the low-temperature performance of LIBs. For example, the use of silicon-based anodes and high-voltage cathodes can enhance the energy density and rate capability of LIBs at low temperatures. However, these materials often suffer from poor cycling stability and mechanical degradation, which need to be addressed through innovative electrode designs and protective coatings. Tailoring electrode surfaces with materials such as  $\text{Al}_2\text{O}_3$  and  $\text{Li}_3\text{PO}_4$  can improve the mechanical and electrochemical stability of SEI/CEI layers, while self-healing materials could help repair cracks and defects that form during cycling at low temperatures.

While notable progress has been made in the development of sub-zero LIBs, the field is still in its infancy. Moving forward, it is essential to focus on understanding the interactions between electrolyte components and surface chemistries across a wide temperature spectrum to enable the



broader use of LIBs in extreme environments. The integration of advanced nanomaterials in battery component manufacturing and a more comprehensive understanding of the factors influencing low-temperature LIB performance, supported by accurate simulations, could pave the way for significant advancements, including large-scale industrial production. These innovations are anticipated to grow rapidly in the coming decade, greatly expanding the potential applications of LIBs across various industries.

Finally, the development of large-format pouch cells for low-temperature applications remains a significant challenge. The increased cell size and complexity can exacerbate issues such as electrolyte distribution, thermal management, and mechanical stress. Future research should focus on optimizing cell designs and manufacturing processes to enable the widespread adoption of low-temperature LIBs in practical applications. Key strategies include:

- 1. Optimization of electrolyte composition:** Developing advanced electrolyte formulations with low-viscosity solvents, functional additives, and high-concentration electrolytes.
- 2. Scalable electrolyte formulations:** Developing electrolyte systems that can uniformly form stable SEI/CEI layers across large-format electrodes.
- 3. Advanced thermal management:** Integrating efficient thermal management systems, such as internal heating mechanisms and phase-change materials, to regulate temperature distribution within pouch cells.
- 4. Interfacial engineering:** Tailoring electrode surfaces with protective coatings and functional binders to improve interfacial stability and reduce side reactions.
- 5. *In situ* diagnostics and modeling:** Leveraging advanced *in situ* characterization techniques and computational models to understand and optimize the dynamic behavior of SEI/CEI layers in pouch cells under real-world operating conditions.

By addressing these challenges, the performance and safety of high-energy pouch cells at low temperatures can be significantly improved, paving the way for their widespread adoption in demanding applications such as electric vehicles, aerospace, and grid-scale energy storage systems.

## 6. Summary

This review has thoroughly examined the challenges and recent advancements in low-temperature lithium-ion batteries (LIBs), highlighting the critical limitations such as reduced ionic conductivity, sluggish charge transfer kinetics, lithium dendrite formation, and sluggish diffusion coefficients in the solid electrolyte interphase (SEI) and cathode electrolyte interphase (CEI) layers. Significant progress has been made in addressing these issues through innovative electrolyte designs, including the use of advanced solvents, lithium salts, and additives, which have shown promising results in enhancing LIB performance at sub-zero temperatures.

While significant progress has been made in addressing low-temperature challenges in small-scale test cells, scaling

these advancements to large-format pouch cells presents additional challenges. In particular, high-energy pouch cells, which are commonly used in electric vehicles and large-scale energy storage systems, require electrolytes that can perform reliably at sub-zero temperatures while maintaining high energy density and long cycle life. The increased size and different geometries of pouch cells lead to larger internal resistance and uneven temperature distribution during charging and discharging, which can exacerbate the existing low-temperature issues such as poor ionic conductivity and formation of detrimental SEI/CEI layers. Furthermore, mechanical stresses and thermal management in pouch cells need to be optimized for consistent performance across the entire battery.

To address these challenges, future research must focus on the development of electrolyte formulations that can better withstand the scaling effects of pouch cell configurations. Advances in solid-state electrolytes, fluorinated electrolytes, ether- and ester-based systems, liquid gas electrolytes, and advanced additives, and cathode/anode optimization will be critical in improving the structural stability of the SEI and CEI layers in larger battery formats. Additionally, integrating intelligent thermal management systems and better separators will help mitigate temperature-induced degradation, ensuring the cells maintain high performance even in harsh low-temperature environments. It should also be noted that these solutions have their own limitations, including increased costs, weight, and compatibility issues, which need to be addressed for wider commercialization.

The rapid expansion of LIB applications across various sectors has driven remarkable technological advancements, yet their performance in cold environments remains a critical hurdle. Direct optimization of electrolyte systems has emerged as a cost-effective and efficient approach to enhance low-temperature performance. This review provides a comprehensive overview of the mechanisms influencing electrolyte behavior at low temperatures and offers guidance for improving LIB applicability in cold climates. While significant progress has been made, further research is essential to develop new solvents, salts, and additives that can extend the operational range and improve the commercial viability of low-temperature LIBs. By addressing these challenges, LIBs can be widely adopted in critical applications such as electric vehicles, aerospace, and renewable energy storage systems, ensuring reliable performance even in extreme conditions.

## Abbreviations

$e$	Unit charge
$K_f$	Freezing point depression constant
$m$	Molality of constant
$n_i$	Number of free ions
$r$	Radius of the solute ion
$R$	Gas constant
$R_{ct}$	Charge transfer resistance
$T$	Temperature





$T_{\text{water}}$	Freezing point of the water
$T_{\text{soln}}$	Freezing point of the solution
$z_i$	Charge capacity
$\sigma$	Ionic conductivity
$\mu_i$	Ion mobility of different ions
$\eta$	Viscosity
$\Delta T_f$	Depression of the freezing point
CEI	Cathode electrolyte interface
DRT	Distribution of relaxation times
EIS	Electrochemical impedance spectra
LIBs	Lithium-ion battery
LMBs	Lithium-metal battery
RTC	Room temperature capacity
SEI	Solid electrolyte interface
SIW	Salt-in-water
WIS	Water-in-salt

## Data availability

All the data presented and analyzed in this review article have been obtained from previously published studies and publicly available sources. As such, no new experimental or computational data were generated for this work. The original datasets are available through the references cited in the manuscript.

To ensure transparency and reproducibility, readers are encouraged to refer to the cited works for detailed datasets and ESI.† These sources adhere to the principles of findability, accessibility, interoperability, and reusability (FAIR) and can be accessed *via* the respective repositories or ESI† documents associated with the original publications.

## Conflicts of interest

There are no conflicts to declare.

## Acknowledgements

We would like to acknowledge The University of Tulsa, and Faculty Development Summer Fellowship Program for supporting us (A.A) financially. We would like to express our sincere gratitude to the Russel School of Chemical Engineering and Multifunctional Energy Storage lab.

## References

- 1 Y. Yang, W. Yang, H. Yang and H. Zhou, Electrolyte design principles for low-temperature lithium-ion batteries, *eScience*, 2023, **3**(6), 100170.
- 2 Z. Li, Y. X. Yao, S. Sun, C. B. Jin, N. Yao, C. Yan and Q. Zhang, 40 Years of Low-Temperature Electrolytes for Rechargeable Lithium Batteries, *Angew. Chem.*, 2023, **135**(37), e202303888.
- 3 X. Su, Y. Xu, Y. Wu, H. Li, J. Yang, Y. Liao, R. Qu and Z. Zhang, Liquid electrolytes for low-temperature lithium batteries: main limitations, current advances, and future perspectives, *Energy Storage Mater.*, 2023, **56**, 642–663.
- 4 Y. Ge, J. Chen, G. Ma, R. Huang, F. Meng and R. Hu, Low-Temperature-Sensitivity Materials for Low-Temperature Lithium-Ion Batteries, *ACS Appl. Mater. Interfaces*, 2025, **17**(9), 13232–13245.
- 5 S. Sun, K. Wang, Z. Hong, M. Zhi, K. Zhang and J. Xu, Electrolyte design for low-temperature Li-metal batteries: challenges and prospects, *Nano-Micro Lett.*, 2024, **16**(1), 35.
- 6 K. Xu, Nonaqueous Liquid Electrolytes for Lithium-Based Rechargeable Batteries, *Chem. Rev.*, 2004, **104**(10), 4303–4418.
- 7 B. K. Mandal, A. K. Padhi, Z. Shi, S. Chakraborty and R. Filler, New low temperature electrolytes with thermal runaway inhibition for lithium-ion rechargeable batteries, *J. Power Sources*, 2006, **162**(1), 690–695.
- 8 N. Yao, X. Chen, X. Shen, R. Zhang, Z. H. Fu, X. X. Ma, X. Q. Zhang, B. Q. Li and Q. Zhang, An atomic insight into the chemical origin and variation of the dielectric constant in liquid electrolytes, *Angew. Chem.*, 2021, **133**(39), 21643–21648.
- 9 J. Huang, X. Dong, N. Wang and Y. Wang, Building low-temperature batteries: Non-aqueous or aqueous electrolyte?, *Curr. Opin. Electrochem.*, 2022, **33**, 100949.
- 10 L. Yan, S. Zhang, Q. Kang, X. Meng, Z. Li, T. Liu, T. Ma and Z. Lin, Iodine conversion chemistry in aqueous batteries: Challenges, strategies, and perspectives, *Energy Storage Mater.*, 2023, **54**, 339–365.
- 11 B. Pal, S. Yang, S. Ramesh, V. Thangadurai and R. Jose, Electrolyte selection for supercapacitive devices: a critical review, *Nanoscale Adv.*, 2019, **1**(10), 3807–3835.
- 12 Y. Ji, Y. Zhang and C.-Y. Wang, Li-Ion Cell Operation at Low Temperatures, *J. Electrochem. Soc.*, 2013, **160**(4), A636.
- 13 W. Zhang, X. Sun, Y. Tang, H. Xia, Y. Zeng, L. Qiao, Z. Zhu, Z. Lv, Y. Zhang and X. Ge, Lowering charge transfer barrier of  $\text{LiMn}_2\text{O}_4$  via nickel surface doping to enhance  $\text{Li}^+$  intercalation kinetics at subzero temperatures, *J. Am. Chem. Soc.*, 2019, **141**(36), 14038–14042.
- 14 R. Xu, C. Yan, Y. Xiao, M. Zhao, H. Yuan and J.-Q. Huang, The reduction of interfacial transfer barrier of Li ions enabled by inorganics-rich solid-electrolyte interphase, *Energy Storage Mater.*, 2020, **28**, 401–406.
- 15 K. Xu, A. von Cresce and U. Lee, Differentiating Contributions to “Ion Transfer” Barrier from Interphasial Resistance and  $\text{Li}^+$  Desolvation at Electrolyte/Graphite Interface, *Langmuir*, 2010, **26**(13), 11538–11543.
- 16 Q. Li, D. Lu, J. Zheng, S. Jiao, L. Luo, C.-M. Wang, K. Xu, J.-G. Zhang and W. Xu,  $\text{Li}^+$ -Desolvation Dictating Lithium-Ion Battery's Low-Temperature Performances, *ACS Appl. Mater. Interfaces*, 2017, **9**(49), 42761–42768.
- 17 J. Bae, Y. Choi and Y. Kim, Lithium-Ion Batteries (LIBs) Immersed in Fire Prevention Material for Fire Safety and Heat Management, *Energies*, 2024, **17**(10), 2418.



- 18 M. Sohaib, A. S. Akram and W. Choi, Analysis of Aging and Degradation in Lithium Batteries Using Distribution of Relaxation Time, *Batteries*, 2025, **11**(1), 34.
- 19 Q. Li, S. Jiao, L. Luo, M. S. Ding, J. Zheng, S. S. Cartmell, C.-M. Wang, K. Xu, J.-G. Zhang and W. Xu, Wide-Temperature Electrolytes for Lithium-Ion Batteries, *ACS Appl. Mater. Interfaces*, 2017, **9**(22), 18826–18835.
- 20 D. Hubble, D. E. Brown, Y. Zhao, C. Fang, J. Lau, B. D. McCloskey and G. Liu, Liquid electrolyte development for low-temperature lithium-ion batteries, *Energy Environ. Sci.*, 2022, **15**(2), 550–578.
- 21 T. Waldmann, B.-I. Hogg and M. Wohlfahrt-Mehrens, Li plating as unwanted side reaction in commercial Li-ion cells – A review, *J. Power Sources*, 2018, **384**, 107–124.
- 22 Y. Liu, Y. Zhu and Y. Cui, Challenges and opportunities towards fast-charging battery materials, *Nat. Energy*, 2019, **4**(7), 540–550.
- 23 X. Li, P. Xu, Y. Tian, A. Fortini, S. H. Choi, J. Xu, X. Tan, X. Liu, G. Chen, C. Zhang, X. Lu, L. Jin, Q. Wang, L. Shen and Y. Lu, Electrolyte Modulators toward Polarization-Mitigated Lithium-Ion Batteries for Sustainable Electric Transportation, *Adv. Mater.*, 2022, **34**(7), 2107787.
- 24 N. Piao, X. Gao, H. Yang, Z. Guo, G. Hu, H.-M. Cheng and F. Li, Challenges and development of lithium-ion batteries for low temperature environments, *eTransportation*, 2022, **11**, 100145.
- 25 A. Tomaszewska, Z. Chu, X. Feng, S. O’Kane, X. Liu, J. Chen, C. Ji, E. Endler, R. Li, L. Liu, Y. Li, S. Zheng, S. Vetterlein, M. Gao, J. Du, M. Parkes, M. Ouyang, M. Marinescu, G. Offer and B. Wu, Lithium-ion battery fast charging: A review, *eTransportation*, 2019, **1**, 100011.
- 26 T. Waldmann, B.-I. Hogg, M. Kasper, S. Grolleau, C. G. Couceiro, K. Trad, B. P. Matadi and M. Wohlfahrt-Mehrens, Interplay of Operational Parameters on Lithium Deposition in Lithium-Ion Cells: Systematic Measurements with Reconstructed 3-Electrode Pouch Full Cells, *J. Electrochem. Soc.*, 2016, **163**(7), A1232.
- 27 Y.-X. Yao, N. Yao, X.-R. Zhou, Z.-H. Li, X.-Y. Yue, C. Yan and Q. Zhang, Ethylene-Carbonate-Free Electrolytes for Rechargeable Li-Ion Pouch Cells at Sub-Freezing Temperatures, *Adv. Mater.*, 2022, **34**(45), 2206448.
- 28 C. von Lüdgers, V. Zinth, S. V. Erhard, P. J. Osswald, M. Hofmann, R. Gilles and A. Jossen, Lithium plating in lithium-ion batteries investigated by voltage relaxation and in situ neutron diffraction, *J. Power Sources*, 2017, **342**, 17–23.
- 29 B. Ng, P. T. Coman, E. Faegh, X. Peng, S. G. Karakalos, X. Jin, W. E. Mustain and R. E. White, Low-Temperature Lithium Plating/Corrosion Hazard in Lithium-Ion Batteries: Electrode Rippling, Variable States of Charge, and Thermal and Nonthermal Runaway, *ACS Appl. Energy Mater.*, 2020, **3**(4), 3653–3664.
- 30 J. Holoubek, H. Liu, Z. Wu, Y. Yin, X. Xing, G. Cai, S. Yu, H. Zhou, T. A. Pascal and Z. Chen, Tailoring electrolyte solvation for Li metal batteries cycled at ultra-low temperature, *Nat. Energy*, 2021, **6**(3), 303–313.
- 31 T. Ma, Y. Ni, Q. Wang, W. Zhang, S. Jin, S. Zheng, X. Yang, Y. Hou, Z. Tao and J. Chen, Optimize lithium deposition at low temperature by weakly solvating power solvent, *Angew. Chem.*, 2022, **134**(39), e202207927.
- 32 G. Zhang, X. Wei, G. Han, H. Dai, J. Zhu, X. Wang, X. Tang and J. Ye, Lithium plating on the anode for lithium-ion batteries during long-term low temperature cycling, *J. Power Sources*, 2021, **484**, 229312.
- 33 Y. Xiao, R. Xu, C. Yan, J.-Q. Huang, Q. Zhang and M. Ouyang, A Toolbox of Reference Electrodes for Lithium Batteries, *Adv. Funct. Mater.*, 2022, **32**(13), 2108449.
- 34 L. Liao, P. Zuo, Y. Ma, Y. An, G. Yin and Y. Gao, Effects of fluoroethylene carbonate on low temperature performance of mesocarbon microbeads anode, *Electrochim. Acta*, 2012, **74**, 260–266.
- 35 Y. Lu, C.-Z. Zhao, J.-Q. Huang and Q. Zhang, The time-scale identification decoupling complicated kinetic processes in lithium batteries, *Joule*, 2022, **6**(6), 1172–1198.
- 36 G. Xu, S. Huang, Z. Cui, X. Du, X. Wang, D. Lu, X. Shangguan, J. Ma, P. Han, X. Zhou and G. Cui, Functional additives assisted ester-carbonate electrolyte enables wide temperature operation of a high-voltage (5 V-Class) Li-ion battery, *J. Power Sources*, 2019, **416**, 29–36.
- 37 J. Chen, L. Xing, X. Yang, X. Liu, T. Li and W. Li, Outstanding electrochemical performance of high-voltage  $\text{LiNi}_{1/3}\text{Co}_{1/3}\text{Mn}_{1/3}\text{O}_2$  cathode achieved by application of  $\text{LiPO}_2\text{F}_2$  electrolyte additive, *Electrochim. Acta*, 2018, **290**, 568–576.
- 38 J. Wang, P. Nie, G. Xu, J. Jiang, Y. Wu, R. Fu, H. Dou and X. Zhang, High-Voltage  $\text{LiNi}_{0.45}\text{Cr}_{0.1}\text{Mn}_{1.45}\text{O}_4$  Cathode with Superlong Cycle Performance for Wide Temperature Lithium-Ion Batteries, *Adv. Funct. Mater.*, 2018, **28**(4), 1704808.
- 39 R. Huang, G. Wei, X. Wang, B. Jiang, J. Zhu, J. Chen, X. Wei and H. Dai, Revealing the low-temperature aging mechanisms of the whole life cycle for lithium-ion batteries (nickel-cobalt-aluminum vs. graphite), *J. Energy Chem.*, 2025, **106**, 31–43.
- 40 H. Li, C. Yan and S. Wang, Solvation chemistry in liquid electrolytes for rechargeable lithium batteries at low temperatures, *EcoEnergy*, 2025, 1–35, DOI: [10.1002/ece2.94](https://doi.org/10.1002/ece2.94).
- 41 C. Liu, L. Sheng and L. Jiang, Research on performance constraints and electrolyte optimization strategies for lithium-ion batteries at low temperatures, *RSC Adv.*, 2025, **15**(10), 7995–8018.
- 42 G. Wang, G. Wang, L. Fei, L. Zhao and H. Zhang, Structural engineering of anode materials for low-temperature lithium-ion batteries: mechanisms, strategies, and prospects, *Nano-Micro Lett.*, 2024, **16**(1), 150.
- 43 U. Awan, K. Ghabraie, A. Zolfagharian and B. Rolfe, Impact of Vibrations on Lithium-ion Batteries in Electric Vehicles: Sources, Degradation Mechanisms, and Testing Standards, *J. Phys.: Energy*, 2025, **7**(2), 022003.
- 44 Y. Peng, J. Chen, G. Liu, Y. Yin, X. Fang, Y. Wang, X. Dong and Y. Xia, Highly Adaptable Electrode–Electrolyte Interphases Constructed by Dual-Additive-Optimized



- Electrolyte for 4.5 V Lithium Metal Batteries, *Adv. Funct. Mater.*, 2025, 2501489.
- 45 L. Wang, F.-D. Yu, L.-F. Que, X.-G. Zhang and K.-Y. Xie, Degradation behavior of A h-level Li-ion pouch cell during repeated fast charging within a wide temperature region, *Energy Storage Mater.*, 2025, 104096.
  - 46 J. Xu, in *Corrosion and Degradation in Fuel Cells, Supercapacitors and Batteries*, ed. V. S. Saji, Springer Nature Switzerland, Cham, 2024, pp. 307–324. DOI: [10.1007/978-3-031-57012-4\\_13](https://doi.org/10.1007/978-3-031-57012-4_13).
  - 47 Q. Sun, Z. Gong, T. Zhang, J. Li, X. Zhu, R. Zhu, L. Wang, L. Ma, X. Li, M. Yuan, Z. Zhang, L. Zhang, Z. Qian, L. Yin, R. Ahuja and C. Wang, Molecule-Level Multiscale Design of Nonflammable Gel Polymer Electrolyte to Build Stable SEI/CEI for Lithium Metal Battery, *Nano-Micro Lett.*, 2024, 17(1), 18.
  - 48 J. Liu, M. Ma, Y. Su, S. Wang, T. Han, Y. Huan and T. Wei, Low-temperature piezoelectric/ferroelectric coating layer driving lithium-ion rapid diffusion and structure stability of LiCoO<sub>2</sub> cathode, *J. Electroanal. Chem.*, 2025, 979, 118929.
  - 49 D. Rossi, Y. Wu, G. Wu, D. Bilby, A. B. Getsoian, N. J. Kempema and Z. Chen, In Operando and Ex Situ Investigation of the Formation and Aging Processes of SEI/CEI C–H Chemistry in Liquid Electrolyte Lithium-Ion Batteries, *J. Phys. Chem. Lett.*, 2025, 2759–2763, DOI: [10.1021/acs.jpcclett.5c00348](https://doi.org/10.1021/acs.jpcclett.5c00348).
  - 50 K. Xie, Y. Ji, L. Yang and F. Pan, Electrolyte Design Strategies to Construct Stable Cathode-Electrolyte Interphases for High-Voltage Sodium-Ion Batteries, *Adv. Energy Mater.*, 2025, 2405301.
  - 51 J. Zheng, J. A. Lochala, A. Kwok, Z. D. Deng and J. Xiao, Research Progress towards Understanding the Unique Interfaces between Concentrated Electrolytes and Electrodes for Energy Storage Applications, *Adv. Sci.*, 2017, 4(8), 1700032.
  - 52 H. Q. Pham, H.-Y. Lee, E.-H. Hwang, Y.-G. Kwon and S.-W. Song, Non-flammable organic liquid electrolyte for high-safety and high-energy density Li-ion batteries, *J. Power Sources*, 2018, 404, 13–19.
  - 53 M.-T. F. Rodrigues, G. Babu, H. Gullapalli, K. Kalaga, F. N. Sayed, K. Kato, J. Joyner and P. M. Ajayan, A materials perspective on Li-ion batteries at extreme temperatures, *Nat. Energy*, 2017, 2(8), 17108.
  - 54 Q. Zhao, N. W. Utomo, A. L. Kocen, S. Jin, Y. Deng, V. X. Zhu, S. Moganty, G. W. Coates and L. A. Archer, Upgrading carbonate electrolytes for ultra-stable practical lithium metal batteries, *Angew. Chem., Int. Ed.*, 2022, 61(9), e202116214.
  - 55 Y. Li, J. Zhao, Q. Hu, T. Hao, H. Cao, X. Huang, Y. Liu, Y. Zhang, D. Lin and Y. Tang, Prussian blue analogs cathodes for aqueous zinc ion batteries, *Mater. Today Energy*, 2022, 101095.
  - 56 X. Li, M. Banis, A. Lushington, X. Yang, Q. Sun, Y. Zhao, C. Liu, Q. Li, B. Wang, W. Xiao, C. Wang, M. Li, J. Liang, R. Li, Y. Hu, L. Goncharova, H. Zhang, T.-K. Sham and X. Sun, A high-energy sulfur cathode in carbonate electrolyte by eliminating polysulfides via solid-phase lithium-sulfur transformation, *Nat. Commun.*, 2018, 9(1), 4509.
  - 57 L. F. Xiao, Y. L. Cao, X. P. Ai and H. X. Yang, Optimization of EC-based multi-solvent electrolytes for low temperature applications of lithium-ion batteries, *Electrochim. Acta*, 2004, 49(27), 4857–4863.
  - 58 G. K. P. Dathar, D. Sheppard, K. J. Stevenson and G. Henkelman, Calculations of Li-Ion Diffusion in Olivine Phosphates, *Chem. Mater.*, 2011, 23(17), 4032–4037.
  - 59 M. C. Smart, B. V. Ratnakumar and S. Surampudi, Electrolytes for Low-Temperature Lithium Batteries Based on Ternary Mixtures of Aliphatic Carbonates, *J. Electrochem. Soc.*, 1999, 146(2), 486–492.
  - 60 M. Smart, B. Ratnakumar, V. Ryan-Mowrey, S. Surampudi, G. Prakash, J. Hu and I. Cheung, Improved performance of lithium-ion cells with the use of fluorinated carbonate-based electrolytes, *J. Power Sources*, 2003, 119, 359–367.
  - 61 J. Alvarado, M. A. Schroeder, T. P. Pollard, X. Wang, J. Z. Lee, M. Zhang, T. Wynn, M. Ding, O. Borodin, Y. S. Meng and K. Xu, Bisalt ether electrolytes: a pathway towards lithium metal batteries with Ni-rich cathodes, *Energy Environ. Sci.*, 2019, 12(2), 780–794.
  - 62 S. S. Zhang, K. Xu, J. L. Allen and T. R. Jow, Effect of propylene carbonate on the low temperature performance of Li-ion cells, *J. Power Sources*, 2002, 110(1), 216–221.
  - 63 Y. H. Ren, C. W. Yang, B. R. Wu, C. Z. Zhang, S. Chen and F. Wu, Novel Low-Temperature Electrolyte for Li-Ion Battery, *Adv. Mater. Res.*, 2011, 287–290, 1283–1289.
  - 64 J. Holoubek, Y. Yin, M. Li, M. Yu, Y. S. Meng, P. Liu and Z. Chen, Exploiting Mechanistic Solvation Kinetics for Dual-Graphite Batteries with High Power Output at Extremely Low Temperature, *Angew. Chem., Int. Ed.*, 2019, 58(52), 18892–18897.
  - 65 Y.-G. Cho, M. Li, J. Holoubek, W. Li, Y. Yin, Y. S. Meng and Z. Chen, Enabling the Low-Temperature Cycling of NMC||Graphite Pouch Cells with an Ester-Based Electrolyte, *ACS Energy Lett.*, 2021, 6(5), 2016–2023.
  - 66 X.-Q. Zhang, X.-B. Cheng, X. Chen, C. Yan and Q. Zhang, Fluoroethylene Carbonate Additives to Render Uniform Li Deposits in Lithium Metal Batteries, *Adv. Funct. Mater.*, 2017, 27(10), 1605989.
  - 67 J. Holoubek, M. Yu, S. Yu, M. Li, Z. Wu, D. Xia, P. Bhaladhare, M. S. Gonzalez, T. A. Pascal, P. Liu and Z. Chen, An All-Fluorinated Ester Electrolyte for Stable High-Voltage Li Metal Batteries Capable of Ultra-Low-Temperature Operation, *ACS Energy Lett.*, 2020, 5(5), 1438–1447.
  - 68 T. Subburaj, W. Brevet, F. Farmakis, D. Tsiplakides, S. Balomenou, N. Strataki, C. Elmasides, B. Samaniego and M. Nestoridi, Silicon/LiNi<sub>0.8</sub>Co<sub>0.15</sub>Al<sub>0.05</sub>O<sub>2</sub> lithium-ion pouch cells charging and discharging at –40 °C temperature, *Electrochim. Acta*, 2020, 354, 136652.
  - 69 X. Fan, X. Ji, L. Chen, J. Chen, T. Deng, F. Han, J. Yue, N. Piao, R. Wang, X. Zhou, X. Xiao, L. Chen and C. Wang, All-temperature batteries enabled by fluorinated electro-



- lytes with non-polar solvents, *Nat. Energy*, 2019, **4**(10), 882–890.
- 70 Z. Zhang, T. Hu, Q. Sun, Y. Chen, Q. Yang and Y. Li, The optimized LiBF<sub>4</sub> based electrolytes for TiO<sub>2</sub>(B) anode in lithium ion batteries with an excellent low temperature performance, *J. Power Sources*, 2020, **453**, 227908.
  - 71 S. Li, X. Li, J. Liu, Z. Shang and X. Cui, A low-temperature electrolyte for lithium-ion batteries, *Ionics*, 2015, **21**(4), 901–907.
  - 72 S. Li, W. Zhao, Z. Zhou, X. Cui, Z. Shang, H. Liu and D. Zhang, Studies on Electrochemical Performances of Novel Electrolytes for Wide-Temperature-Range Lithium-Ion Batteries, *ACS Appl. Mater. Interfaces*, 2014, **6**(7), 4920–4926.
  - 73 M. C. Smart, B. V. Ratnakumar and S. Surampudi, Use of Organic Esters as Cosolvents in Electrolytes for Lithium-Ion Batteries with Improved Low Temperature Performance, *J. Electrochem. Soc.*, 2002, **149**(4), A361.
  - 74 S. Herreyre, O. Huchet, S. Barusseau, F. Perton, J. M. Bodet and P. Biensan, New Li-ion electrolytes for low temperature applications, *J. Power Sources*, 2001, **97–98**, 576–580.
  - 75 K. A. Smith, M. C. Smart, G. K. S. Prakash and B. V. Ratnakumar, Electrolytes Containing Fluorinated Ester Co-Solvents for Low-Temperature Li-Ion Cells, *ECS Trans.*, 2008, **11**(29), 91.
  - 76 M. C. Smart, B. V. Ratnakumar, K. B. Chin and L. D. Whitcanack, Lithium-Ion Electrolytes Containing Ester Cosolvents for Improved Low Temperature Performance, *J. Electrochem. Soc.*, 2010, **157**(12), A1361.
  - 77 M. C. Smart, B. V. Ratnakumar, A. Behar, L. D. Whitcanack, J. S. Yu and M. Alamgir, Gel polymer electrolyte lithium-ion cells with improved low temperature performance, *J. Power Sources*, 2007, **165**(2), 535–543.
  - 78 Z. Fang, Y. Yang, T. Zheng, N. Wang, C. Wang, X. Dong, Y. Wang and Y. Xia, An all-climate CFx/Li battery with mechanism-guided electrolyte, *Energy Storage Mater.*, 2021, **42**, 477–483.
  - 79 R. Petibon, C. P. Aiken, L. Ma, D. Xiong and J. R. Dahn, The use of ethyl acetate as a sole solvent in highly concentrated electrolyte for Li-ion batteries, *Electrochim. Acta*, 2015, **154**, 287–293.
  - 80 M. C. Smart, B. V. Ratnakumar, L. D. Whitcanack, K. B. Chin, S. Surampudi, H. Croft, D. Tice and R. Staniewicz, Improved low-temperature performance of lithium-ion cells with quaternary carbonate-based electrolytes, *J. Power Sources*, 2003, **119–121**, 349–358.
  - 81 W. Lu, K. Xie, Y. Pan, Z.-X. Chen and C.-M. Zheng, Effects of carbon-chain length of trifluoroacetate co-solvents for lithium-ion battery electrolytes using at low temperature, *J. Fluorine Chem.*, 2013, **156**, 136–143.
  - 82 W. Zhang, H. Xia, Z. Zhu, Z. Lv, S. Cao, J. Wei, Y. Luo, Y. Xiao, L. Liu and X. Chen, Decimal Solvent-Based High-Entropy Electrolyte Enabling the Extended Survival Temperature of Lithium-Ion Batteries to –130 °C, *CCS Chem.*, 2021, **3**(4), 1245–1255.
  - 83 Y. Yang, P. Li, N. Wang, Z. Fang, C. Wang, X. Dong and Y. Xia, Fluorinated carboxylate ester-based electrolyte for lithium ion batteries operated at low temperature, *Chem. Commun.*, 2020, **56**(67), 9640–9643.
  - 84 Y. Yang, Z. Fang, Y. Yin, Y. Cao, Y. Wang, X. Dong and Y. Xia, Synergy of weakly-solvated electrolyte and optimized interphase enables graphite anode charge at low temperature, *Angew. Chem., Int. Ed.*, 2022, **61**(36), e202208345.
  - 85 Z. Wang, H. Wang, S. Qi, D. Wu, J. Huang, X. Li, C. Wang and J. Ma, Structural regulation chemistry of lithium ion solvation for lithium batteries, *EcoMat*, 2022, **4**(4), e12200.
  - 86 Y.-X. Yao, X. Chen, C. Yan, X.-Q. Zhang, W.-L. Cai, J.-Q. Huang and Q. Zhang, Regulating Interfacial Chemistry in Lithium-Ion Batteries by a Weakly Solvating Electrolyte, *Angew. Chem., Int. Ed.*, 2021, **60**(8), 4090–4097.
  - 87 S.-C. Kinoshita, M. Kotato, Y. Sakata, M. Ue, Y. Watanabe, H. Morimoto and S.-I. Tobishima, Effects of cyclic carbonates as additives to  $\gamma$ -butyrolactone electrolytes for rechargeable lithium cells, *J. Power Sources*, 2008, **183**(2), 755–760.
  - 88 D. Belov and D.-T. Shieh, GBL-based electrolyte for Li-ion battery: thermal and electrochemical performance, *J. Solid State Electrochem.*, 2012, **16**(2), 603–615.
  - 89 K. Xu, Tailoring Electrolyte Composition for LiBOB, *J. Electrochem. Soc.*, 2008, **155**(10), A733.
  - 90 P. Shi, S. Fang, J. Huang, D. Luo, L. Yang and S.-I. Hirano, A novel mixture of lithium bis(oxalato)borate, gamma-butyrolactone and non-flammable hydrofluoroether as a safe electrolyte for advanced lithium ion batteries, *J. Mater. Chem. A*, 2017, **5**(37), 19982–19990.
  - 91 Y. Gu, S. Fang, L. Yang and S.-I. Hirano, A safe electrolyte for high-performance lithium-ion batteries containing lithium difluoro(oxalato)borate, gamma-butyrolactone and non-flammable hydrofluoroether, *Electrochim. Acta*, 2021, **394**, 139120.
  - 92 M. L. Lazar and B. L. Lucht, Carbonate Free Electrolyte for Lithium Ion Batteries Containing  $\gamma$ -Butyrolactone and Methyl Butyrate, *J. Electrochem. Soc.*, 2015, **162**(6), A928.
  - 93 B. Li, C. Xing, H. Zhang, L. Hu, J. Zhang, D. Jiang, P. Su and S. Zhang, Kinetic-matching between electrodes and electrolyte enabling solid-state sodium-ion capacitors with improved voltage output and ultra-long cyclability, *Chem. Eng. J.*, 2021, **421**, 127832.
  - 94 W. Zhang, H. Xia, Z. Zhu, Z. Lv, S. Cao, J. Wei, Y. Luo, Y. Xiao, L. Liu and X. Chen, Decimal solvent-based high-entropy electrolyte enabling the extended survival temperature of lithium-ion batteries to –130 °C, *CCS Chem.*, 2021, **3**(4), 1245–1255.
  - 95 T. Ma, Y. Ni, Q. Wang, W. Zhang, S. Jin, S. Zheng, X. Yang, Y. Hou, Z. Tao and J. Chen, Optimize Lithium Deposition at Low Temperature by Weakly Solvating Power Solvent, *Angew. Chem., Int. Ed.*, 2022, **61**(39), e202207927.
  - 96 Y. Li, J. Zhao, Q. Hu, T. Hao, H. Cao, X. Huang, Y. Liu, Y. Zhang, D. Lin, Y. Tang and Y. Cai, Prussian blue analogs cathodes for aqueous zinc ion batteries, *Mater. Today Energy*, 2022, **29**, 101095.





- 97 D. Guyomard and J. M. Tarascon, Rechargeable  $\text{Li}_{1-x}\text{Mn}_2\text{O}_4/\text{Carbon}$  Cells with a New Electrolyte Composition: Potentiostatic Studies and Application to Practical Cells, *J. Electrochem. Soc.*, 1993, **140**(11), 3071.
- 98 L. Du, H. Wang, M. Yang, L. Liu and Z. Niu, Free-Standing Nanostructured Architecture as a Promising Platform for High-Performance Lithium–Sulfur Batteries, *Small Struct.*, 2020, **1**(3), 2000047.
- 99 K. Yuan, L. Yuan, J. Chen, J. Xiang, Y. Liao, Z. Li and Y. Huang, Methods and Cost Estimation for the Synthesis of Nanosized Lithium Sulfide, *Small Struct.*, 2021, **2**(3), 2000059.
- 100 Q. Jin, X. Qi, F. Yang, R. Jiang, Y. Xie, L. Qie and Y. Huang, The Failure Mechanism of Lithium–Sulfur Batteries under Lean-Ether-Electrolyte Conditions, *Energy Storage Mater.*, 2021, **38**, 255–261.
- 101 Z. Wang, H. Ji, L. Zhou, X. Shen, L. Gao, J. Liu, T. Yang, T. Qian and C. Yan, All-liquid-phase reaction mechanism enabling cryogenic Li–S batteries, *ACS Nano*, 2021, **15**(8), 13847–13856.
- 102 H.-J. Peng, J.-Q. Huang, X.-B. Cheng and Q. Zhang, Review on High-Loading and High-Energy Lithium–Sulfur Batteries, *Adv. Energy Mater.*, 2017, **7**(24), 1700260.
- 103 X. Shen, H. Liu, X.-B. Cheng, C. Yan and J.-Q. Huang, Beyond lithium ion batteries: Higher energy density battery systems based on lithium metal anodes, *Energy Storage Mater.*, 2018, **12**, 161–175.
- 104 Y. V. Mikhaylik and J. R. Akridge, Low Temperature Performance of Li/S Batteries, *J. Electrochem. Soc.*, 2003, **150**(3), A306.
- 105 J. Holoubek, H. Liu, Z. Wu, Y. Yin, X. Xing, G. Cai, S. Yu, H. Zhou, T. A. Pascal, Z. Chen and P. Liu, Tailoring electrolyte solvation for Li metal batteries cycled at ultra-low temperature, *Nat. Energy*, 2021, **6**(3), 303–313.
- 106 R. Fang, S. Zhao, Z. Sun, D.-W. Wang, H.-M. Cheng and F. Li, More Reliable Lithium–Sulfur Batteries: Status, Solutions and Prospects, *Adv. Mater.*, 2017, **29**(48), 1606823.
- 107 J. Gao, M. A. Lowe, Y. Kiya and H. D. Abruña, Effects of Liquid Electrolytes on the Charge–Discharge Performance of Rechargeable Lithium/Sulfur Batteries: Electrochemical and *in situ* X-ray Absorption Spectroscopic Studies, *J. Phys. Chem. C*, 2011, **115**(50), 25132–25137.
- 108 A. C. Thenuwara, P. P. Shetty and M. T. McDowell, Distinct Nanoscale Interphases and Morphology of Lithium Metal Electrodes Operating at Low Temperatures, *Nano Lett.*, 2019, **19**(12), 8664–8672.
- 109 S. Jiao, X. Ren, R. Cao, M. H. Engelhard, Y. Liu, D. Hu, D. Mei, J. Zheng, W. Zhao, Q. Li, N. Liu, B. D. Adams, C. Ma, J. Liu, J.-G. Zhang and W. Xu, Stable cycling of high-voltage lithium metal batteries in ether electrolytes, *Nat. Energy*, 2018, **3**(9), 739–746.
- 110 Q. Liu, A. Cresce, M. Schroeder, K. Xu, D. Mu, B. Wu, L. Shi and F. Wu, Insight on lithium metal anode interphasial chemistry: Reduction mechanism of cyclic ether solvent and SEI film formation, *Energy Storage Mater.*, 2019, **17**, 366–373.
- 111 S. Zhu and J. Chen, Dual strategy with Li-ion solvation and solid electrolyte interphase for high Coulombic efficiency of lithium metal anode, *Energy Storage Mater.*, 2022, **44**, 48–56.
- 112 A. C. Thenuwara, P. P. Shetty, N. Kondekar, S. E. Sandoval, K. Cavallaro, R. May, C.-T. Yang, L. E. Marbella, Y. Qi and M. T. McDowell, Efficient Low-Temperature Cycling of Lithium Metal Anodes by Tailoring the Solid-Electrolyte Interphase, *ACS Energy Lett.*, 2020, **5**(7), 2411–2420.
- 113 L. Suo, Y.-S. Hu, H. Li, M. Armand and L. Chen, A new class of solvent-in-salt electrolyte for high-energy rechargeable metallic lithium batteries, *Nat. Commun.*, 2013, **4**(1), 1481.
- 114 X. Ge and X. Wang, Estimation of freezing point depression, boiling point elevation, and vaporization enthalpies of electrolyte solutions, *Ind. Eng. Chem. Res.*, 2009, **48**(4), 2229–2235.
- 115 U. Pal, F. Chen, D. Gyabang, T. Pathirana, B. Roy, R. Kerr, D. R. MacFarlane, M. Armand, P. C. Howlett and M. Forsyth, Enhanced ion transport in an ether aided super concentrated ionic liquid electrolyte for long-life practical lithium metal battery applications, *J. Mater. Chem. A*, 2020, **8**(36), 18826–18839.
- 116 T. M. Pappenfus, W. A. Henderson, B. B. Owens, K. R. Mann and W. H. Smyrl, Complexes of lithium imide salts with tetraglyme and their polyelectrolyte composite materials, *J. Electrochem. Soc.*, 2004, **151**(2), A209.
- 117 K. Yoshida, M. Tsuchiya, N. Tachikawa, K. Dokko and M. Watanabe, Correlation between battery performance and lithium ion diffusion in glyme–lithium bis (trifluoromethanesulfonyl) amide equimolar complexes, *J. Electrochem. Soc.*, 2012, **159**(7), A1005.
- 118 X. Ren, S. Chen, H. Lee, D. Mei, M. H. Engelhard, S. D. Burton, W. Zhao, J. Zheng, Q. Li and M. S. Ding, Localized high-concentration sulfone electrolytes for high-efficiency lithium-metal batteries, *Chem*, 2018, **4**(8), 1877–1892.
- 119 H.-S. Ryu, H.-J. Ahn, K.-W. Kim, J.-H. Ahn, K.-K. Cho, T.-H. Nam, J.-U. Kim and G.-B. Cho, Discharge behavior of lithium/sulfur cell with TEGDME based electrolyte at low temperature, *J. Power Sources*, 2006, **163**(1), 201–206.
- 120 J. K. Feng, X. P. Ai, Y. L. Cao and H. X. Yang, Possible use of non-flammable phosphonate ethers as pure electrolyte solvent for lithium batteries, *J. Power Sources*, 2008, **177**(1), 194–198.
- 121 K. Naoi, E. Iwama, N. Ogihara, Y. Nakamura, H. Segawa and Y. Ino, Nonflammable Hydrofluoroether for Lithium-Ion Batteries: Enhanced Rate Capability, Cyclability, and Low-Temperature Performance, *J. Electrochem. Soc.*, 2009, **156**(4), A272.
- 122 X. Cao, H. Jia, W. Xu and J.-G. Zhang, Review—Localized High-Concentration Electrolytes for Lithium Batteries, *J. Electrochem. Soc.*, 2021, **168**(1), 010522.
- 123 J. Chen, X. Fan, Q. Li, H. Yang, M. R. Khoshi, Y. Xu, S. Hwang, L. Chen, X. Ji, C. Yang, H. He, C. Wang, E. Garfunkel, D. Su, O. Borodin and C. Wang, Electrolyte



- design for LiF-rich solid–electrolyte interfaces to enable high-performance micro-sized alloy anodes for batteries, *Nat. Energy*, 2020, 5(5), 386–397.
- 124 L. Cheng, Y. Wang, J. Yang, M. Tang, C. Zhang, Q. Zhu, S. Wang, Y. Li, P. Hu and H. Wang, An Ultrafast and Stable Li–Metal Battery Cycled at  $-40\text{ }^{\circ}\text{C}$ , *Adv. Funct. Mater.*, 2023, 33(11), 2212349.
  - 125 C. S. Rustomji, Y. Yang, T. K. Kim, J. Mac, Y. J. Kim, E. Caldwell, H. Chung and Y. S. Meng, Liquefied gas electrolytes for electrochemical energy storage devices, *Science*, 2017, 356(6345), eaal4263.
  - 126 Y. Yang, Y. Yin, D. M. Davies, M. Zhang, M. Mayer, Y. Zhang, E. S. Sablina, S. Wang, J. Z. Lee and O. Borodin, Liquefied gas electrolytes for wide-temperature lithium metal batteries, *Energy Environ. Sci.*, 2020, 13(7), 2209–2219.
  - 127 Y. Yang, D. M. Davies, Y. Yin, O. Borodin, J. Z. Lee, C. Fang, M. Olguin, Y. Zhang, E. S. Sablina, X. Wang, C. S. Rustomji and Y. S. Meng, High-Efficiency Lithium-Metal Anode Enabled by Liquefied Gas Electrolytes, *Joule*, 2019, 3(8), 1986–2000.
  - 128 W. Zhao, F. Ren, Q. Yan, H. Liu and Y. Yang, A facile synthesis of non-aqueous  $\text{LiPO}_2\text{F}_2$  solution as the electrolyte additive for high performance lithium ion batteries, *Chin. Chem. Lett.*, 2020, 31(12), 3209–3212.
  - 129 M. Tesemma, F.-M. Wang, A. M. Haregewoin, N. L. Hamidah, P. Muhammad Hendra, S. D. Lin, C.-S. Chern, Q.-T. Pham and C.-H. Su, Investigation of the Dipole Moment Effects of Fluorofunctionalized Electrolyte Additives in a Lithium Ion Battery, *ACS Sustainable Chem. Eng.*, 2019, 7(7), 6640–6653.
  - 130 M. Ue, M. Takeda, A. Toriumi, A. Kominato, R. Hagiwara and Y. Ito, Application of low-viscosity ionic liquid to the electrolyte of double-layer capacitors, *J. Electrochem. Soc.*, 2003, 150(4), A499.
  - 131 Y. Li, K. W. Wong, Q. Dou, W. Zhang and K. M. Ng, Improvement of lithium-ion battery performance at low temperature by adopting ionic liquid-decorated PMMA nanoparticles as electrolyte component, *ACS Appl. Energy Mater.*, 2018, 1(6), 2664–2670.
  - 132 M. Armand, F. Endres, D. R. MacFarlane, H. Ohno and B. Scrosati, Ionic-liquid materials for the electrochemical challenges of the future, *Nat. Mater.*, 2009, 8(8), 621–629.
  - 133 R.-S. Kühnel, N. Böckenfeld, S. Passerini, M. Winter and A. Balducci, Mixtures of ionic liquid and organic carbonate as electrolyte with improved safety and performance for rechargeable lithium batteries, *Electrochim. Acta*, 2011, 56(11), 4092–4099.
  - 134 A. Amiri, R. Sellers, M. Naraghi and A.A. Polycarpou, Multifunctional Quasi-Solid-State Zinc–Sulfur Battery, *ACS Nano*, 2023, 17(2), 1217–1228, DOI: [10.1021/acsnano.2c09051](https://doi.org/10.1021/acsnano.2c09051).
  - 135 S. Xu, Z. Sun, C. Sun, F. Li, K. Chen, Z. Zhang, G. Hou, H. M. Cheng and F. Li, Homogeneous and fast ion conduction of PEO-based solid-state electrolyte at low temperature, *Adv. Funct. Mater.*, 2020, 30(51), 2007172.
  - 136 R. Chen, W. Qu, J. Qian, N. Chen, Y. Dai, C. Guo, Y. Huang, L. Li and F. Wu, Zirconia-supported solid-state electrolytes for high-safety lithium secondary batteries in a wide temperature range, *J. Mater. Chem. A*, 2017, 5(47), 24677–24685.
  - 137 X. Li, Q. Hou, W. Huang, H.-S. Xu, X. Wang, W. Yu, R. Li, K. Zhang, L. Wang and Z. Chen, Solution-processable covalent organic framework electrolytes for all-solid-state Li–organic batteries, *ACS Energy Lett.*, 2020, 5(11), 3498–3506.
  - 138 S. Wang, H. Song, X. Song, T. Zhu, Y. Ye, J. Chen, L. Yu, J. Xu and K. Chen, An extra-wide temperature all-solid-state lithium-metal battery operating from  $-73\text{ }^{\circ}\text{C}$  to  $120\text{ }^{\circ}\text{C}$ , *Energy Storage Mater.*, 2021, 39, 139–145.
  - 139 F. Wu, Q. Zhu, R. Chen, N. Chen, Y. Chen and L. Li, Ionic liquid electrolytes with protective lithium difluoro (oxalate)borate for high voltage lithium-ion batteries, *Nano Energy*, 2015, 13, 546–553.
  - 140 G. H. Wrodnigg, J. O. Besenhard and M. Winter, Cyclic and acyclic sulfites: new solvents and electrolyte additives for lithium ion batteries with graphitic anodes?, *J. Power Sources*, 2001, 97–98, 592–594.
  - 141 S. Li, W. Zhao, X. Cui, Y. Zhao, B. Li, H. Zhang, Y. Li, G. Li, X. Ye and Y. Luo, An improved method for synthesis of lithium difluoro(oxalato)borate and effects of sulfolane on the electrochemical performances of lithium-ion batteries, *Electrochim. Acta*, 2013, 91, 282–292.
  - 142 S. Tan, U. N. D. Rodrigo, Z. Shadike, B. Lucht, K. Xu, C. Wang, X.-Q. Yang and E. Hu, Novel Low-Temperature Electrolyte Using Isoxazole as the Main Solvent for Lithium-Ion Batteries, *ACS Appl. Mater. Interfaces*, 2021, 13(21), 24995–25001.
  - 143 P. Xiao, R. Luo, Z. Piao, C. Li, J. Wang, K. Yu, G. Zhou and H.-M. Cheng, High-Performance Lithium Metal Batteries with a Wide Operating Temperature Range in Carbonate Electrolyte by Manipulating Interfacial Chemistry, *ACS Energy Lett.*, 2021, 6(9), 3170–3179.
  - 144 C. Wang, Y. Xie, Y. Huang, S. Zhou, H. Xie, H. Jin and H. Ji,  $\text{Li}_3\text{PO}_4$ -Enriched SEI on Graphite Anode Boosts  $\text{Li}^+$  De-Solvation Enabling Fast-Charging and Low-Temperature Lithium-Ion Batteries, *Angew. Chem.*, 2024, 136(21), e202402301.
  - 145 L. Luo, K. Chen, H. Chen, H. Li, R. Cao, X. Feng, W. Chen, Y. Fang and Y. Cao, Enabling Ultralow-Temperature ( $-70\text{ }^{\circ}\text{C}$ ) Lithium-Ion Batteries: Advanced Electrolytes Utilizing Weak-Solvation and Low-Viscosity Nitrile Cosolvent, *Adv. Mater.*, 2024, 36(5), 2308881.
  - 146 Y. Oh, S. Song, M. Li, S. Vallem and J. Bae, Advanced electrolyte coupled with  $\text{Li}_3\text{V}_2(\text{PO}_4)_3/\text{C}$  cathode for enhanced low-temperature lithium-ion battery performance, *SSRN*, 2024.
  - 147 K. S. Han, M.-S. Lee, N. Kim, D. Choi, S. Chae, J. Ryu, G. Piccini, R. Rousseau and E. C. Thomsen, Lithium-ion hopping weakens thermal stability of  $\text{LiPF}_6$  carbonate electrolytes, *Cell Rep. Phys. Sci.*, 2024, 5(1), 101768.
  - 148 S. Yuan, S. Cao, X. Chen, J. Wei, Z. Lv, H. Xia, J. Li, H. Zhang, L. Liu, C. Tian, L. Chen, W. Zhang, Z. Xing,



- H. Li, S. Li, Q. Zhu, X. Feng and X. Chen, Deshielding Anions Enable Solvation Chemistry Control of  $\text{LiPF}_6$ -Based Electrolyte toward Low-Temperature Lithium-Ion Batteries, *Adv. Mater.*, 2024, **36**(16), 2311327.
- 149 M. Smart, B. Ratnakumar, L. Whitcanack, K. Chin, M. Rodriguez and S. Surampudi, Performance characteristics of lithium ion cells at low temperatures, *IEEE Aerosp. Electron. Syst. Mag.*, 2002, **17**(12), 16–20.
- 150 X.-Z. Liao, Z.-F. Ma, Q. Gong, Y.-S. He, L. Pei and L.-J. Zeng, Low-temperature performance of  $\text{LiFePO}_4/\text{C}$  cathode in a quaternary carbonate-based electrolyte, *Electrochem. Commun.*, 2008, **10**(5), 691–694.
- 151 L. Luo, K. Chen, H. Chen, H. Li, R. Cao, X. Feng, W. Chen, Y. Fang and Y. Cao, Enabling Ultralow-Temperature ( $-70^\circ\text{C}$ ) Lithium-Ion Batteries: Advanced Electrolytes Utilizing Weak-Solvation and Low-Viscosity Nitrile Cosolvent, *Adv. Mater.*, 2024, **36**(5), 2308881.
- 152 Q. Chen, P. Luo, L. Liao, Y. Shen, X. Luo, X. Li, X. Wen, J. Song, B. Yu, J. Chen, B. Guo, M. Wang, Y. Huang, F. Liu, J. Liu, Z. Li, J. Ma, S. Wang and X. Li, Regulating Diffusion Coefficient of  $\text{Li}^+$  by High Binding Energy Anion towards Ultra-Low Temperature Lithium-Ion Batteries, *Batteries Supercaps*, 2024, **7**(11), e202400246.
- 153 S. S. Zhang, K. Xu and T. R. Jow, A new approach toward improved low temperature performance of Li-ion battery, *Electrochem. Commun.*, 2002, **4**(11), 928–932.
- 154 S. Zhang, K. Xu and T. Jow, An improved electrolyte for the  $\text{LiFePO}_4$  cathode working in a wide temperature range, *J. Power Sources*, 2006, **159**(1), 702–707.
- 155 Y. Lai, B. Peng, Z. Zhang and J. Li, A wide operating temperature range electrolyte containing lithium salts mixture and a co-solvent for the  $\text{LiFePO}_4$  cathode, *J. Electrochem. Soc.*, 2014, **161**(6), A875.
- 156 T. R. Jow, M. S. Ding, K. Xu, S. S. Zhang, J. L. Allen, K. Amine and G. L. Henriksen, Nonaqueous electrolytes for wide-temperature-range operation of Li-ion cells, *J. Power Sources*, 2003, **119–121**, 343–348.
- 157 F. Azeez and P. S. Fedkiw, Conductivity of libob-based electrolyte for lithium-ion batteries, *J. Power Sources*, 2010, **195**(22), 7627–7633.
- 158 S. S. Zhang, An unique lithium salt for the improved electrolyte of Li-ion battery, *Electrochem. Commun.*, 2006, **8**(9), 1423–1428.
- 159 Q. Zhao, Y. Zhang, F. Tang, J. Zhao and S. Li, Mixed Salts of Lithium Difluoro (Oxalate) Borate and Lithium Tetrafluoroborate Electrolyte on Low-Temperature Performance for Lithium-Ion Batteries, *J. Electrochem. Soc.*, 2017, **164**(9), A1873–A1880.
- 160 N. Chen, M. Feng, C. Li, Y. Shang, Y. Ma, J. Zhang, Y. Li, G. Chen, F. Wu and R. Chen, Anion-Dominated Conventional-Concentrations Electrolyte to Improve Low-Temperature Performance of Lithium-Ion Batteries, *Adv. Funct. Mater.*, 2024, **34**(33), 2400337.
- 161 E. Plichta and S. Slane, Conductivity of lithium imide in mixed aprotic solvents for lithium cells, *J. Power Sources*, 1997, **69**(1–2), 41–45.
- 162 R. Dharavath, A. Murali, A. W. Tarapathi, B. Trichy Srinivasan and R. Kammili, Low-Temperature Conductivity Study of Multiorganic Solvent Electrolyte for Lithium-Sulfur Rechargeable Battery Application, *Int. J. Electrochem.*, 2019, **2019**(1), 8192931.
- 163 J. Xu, X. Wang, N. Yuan, J. Ding, S. Qin, J. M. Razal, X. Wang, S. Ge and Y. Gogotsi, Extending the low temperature operational limit of Li-ion battery to  $-80^\circ\text{C}$ , *Energy Storage Mater.*, 2019, **23**, 383–389.
- 164 M. Zhang, X. Lei, Y. Lv, X. Liu and Y. Ding, Reversible Low Temperature Li-Storage in Liquid Metal Based Anodes via a Co-Solvent Strategy, *Chin. J. Chem.*, 2021, **39**(10), 2801–2807.
- 165 G. Cai, Y. Yin, D. Xia, A. A. Chen, J. Holoubek, J. Scharf, Y. Yang, K. H. Koh, M. Li, D. M. Davies, M. Mayer, T. H. Han, Y. S. Meng, T. A. Pascal and Z. Chen, Sub-nanometer confinement enables facile condensation of gas electrolyte for low-temperature batteries, *Nat. Commun.*, 2021, **12**(1), 3395.
- 166 H. Shahali, D. Stufflebam and A. Amiri, Elucidating Passivation Layer Effects on Low-Temperature Performance of Nitrile-Based Electrolytes in Lithium-Ion Batteries, *Energy Fuels*, 2025, **39**(15), 7538–7549.
- 167 Y. Zhang, S. Li, J. Shi, J. Lai, Z. Zhuang, J. Liu, W. Yang, L. Ma, Y.-P. Cai, J. Xu and Q. Zheng, Revealing the key role of non-solvating diluents for fast-charging and low temperature Li-ion batteries, *J. Energy Chem.*, 2024, **94**, 171–180.
- 168 Z. Li, Y.-X. Yao, M. Zheng, S. Sun, Y. Yang, Y. Xiao, L. Xu, C.-B. Jin, X.-Y. Yue, T. Song, P. Wu, C. Yan and Q. Zhang, Electrolyte Design Enables Rechargeable  $\text{LiFePO}_4/\text{Graphite}$  Batteries from  $-80^\circ\text{C}$  to  $80^\circ\text{C}$ , *Angew. Chem., Int. Ed.*, 2025, **137**(2), e202409409.
- 169 H.-B. Han, S.-S. Zhou, D.-J. Zhang, S.-W. Feng, L.-F. Li, K. Liu, W.-F. Feng, J. Nie, H. Li and X.-J. Huang, Lithium bis (fluorosulfonyl) imide (LiFSI) as conducting salt for nonaqueous liquid electrolytes for lithium-ion batteries: Physicochemical and electrochemical properties, *J. Power Sources*, 2011, **196**(7), 3623–3632.
- 170 X. Zhang, L. Zou, Y. Xu, X. Cao, M. H. Engelhard, B. E. Matthews, L. Zhong, H. Wu, H. Jia and X. Ren, Advanced electrolytes for fast-charging high-voltage lithium-ion batteries in wide-temperature range, *Adv. Energy Mater.*, 2020, **10**(22), 2000368.
- 171 J. Wang, Q. Zheng, M. Fang, S. Ko, Y. Yamada and A. Yamada, Concentrated Electrolytes Widen the Operating Temperature Range of Lithium-Ion Batteries, *Adv. Sci.*, 2021, **8**(18), 2101646.
- 172 Z. Jiang, Z. Zeng, X. Liang, L. Yang, W. Hu, C. Zhang, Z. Han, J. Feng and J. Xie, Fluorobenzene, a low-density, economical, and bifunctional hydrocarbon cosolvent for practical lithium metal batteries, *Adv. Funct. Mater.*, 2021, **31**(1), 2005991.
- 173 D. M. Davies, Y. Yang, E. S. Sablina, Y. Yin, M. Mayer, Y. Zhang, M. Olguin, J. Z. Lee, B. Lu, D. Damien, O. Borodin, C. S. Rustomji and Y. S. Meng, A Safer, Wide-



- Temperature Liquefied Gas Electrolyte Based on Difluoromethane, *J. Power Sources*, 2021, **493**, 229668.
- 174 Q. K. Zhang, X. Q. Zhang, L. P. Hou, S. Y. Sun, Y. X. Zhan, J. L. Liang, F. S. Zhang, X. N. Feng, B. Q. Li and J. Q. Huang, Regulating solvation structure in nonflammable amide-based electrolytes for long-cycling and safe lithium metal batteries, *Adv. Energy Mater.*, 2022, **12**(24), 2200139.
  - 175 X. Fan, X. Ji, L. Chen, J. Chen, T. Deng, F. Han, J. Yue, N. Piao, R. Wang and X. Zhou, All-temperature batteries enabled by fluorinated electrolytes with non-polar solvents, *Nat. Energy*, 2019, **4**(10), 882–890.
  - 176 S. Lei, Z. Zeng, H. Yan, M. Qin, M. Liu, Y. Wu, H. Zhang, S. Cheng and J. Xie, Nonpolar Cosolvent Driving LUMO Energy Evolution of Methyl Acetate Electrolyte to Afford Lithium-Ion Batteries Operating at  $-60^{\circ}\text{C}$ , *Adv. Funct. Mater.*, 2023, **33**(34), 2301028.
  - 177 J. Xu, V. Koverga, A. Phan, A. Min Li, N. Zhang, M. Baek, C. Jayawardana, B. L. Lucht, A. T. Ngo and C. Wang, Revealing the Anion-Solvent Interaction for Ultralow Temperature Lithium Metal Batteries, *Adv. Mater.*, 2024, **36**(7), 2306462.
  - 178 Y. Ein-Eli, S. Thomas, R. Chadha, T. Blakley and V. Koch, Li-ion battery electrolyte formulated for low-temperature applications, *J. Electrochem. Soc.*, 1997, **144**(3), 823.
  - 179 J. Yang, Y. Wang, Y. Liu, G. Duan, Z. Liang, J. Han, Y. Huang, X. Han, C. Zhang, S. He and S. Jiang, Design of cyclic carbonate-based electrolytes for HC anodes towards improved low-temperature performance in lithium-ion batteries system, *Fuel*, 2025, **379**, 133048.
  - 180 R. Weber, M. Genovese, A. J. Louli, S. Hames, C. Martin, I. G. Hill and J. R. Dahn, Long cycle life and dendrite-free lithium morphology in anode-free lithium pouch cells enabled by a dual-salt liquid electrolyte, *Nat. Energy*, 2019, **4**(8), 683–689.
  - 181 A. S. Wotango, W.-N. Su, E. G. Leggesse, A. M. Haregewoin, M.-H. Lin, T. A. Zegeye, J.-H. Cheng and B.-J. Hwang, Improved Interfacial Properties of MCMB Electrode by 1-(Trimethylsilyl)imidazole as New Electrolyte Additive To Suppress  $\text{LiPF}_6$  Decomposition, *ACS Appl. Mater. Interfaces*, 2017, **9**(3), 2410–2420.
  - 182 Z. Geng, J. Lu, Q. Li, J. Qiu, Y. Wang, J. Peng, J. Huang, W. Li, X. Yu and H. Li, Lithium metal batteries capable of stable operation at elevated temperature, *Energy Storage Mater.*, 2019, **23**, 646–652.
  - 183 L. J. Krause, W. Lamanna, J. Summerfield, M. Engle, G. Korba, R. Loch and R. Atanasoski, Corrosion of aluminum at high voltages in non-aqueous electrolytes containing perfluoroalkylsulfonfyl imides; new lithium salts for lithium-ion cells, *J. Power Sources*, 1997, **68**(2), 320–325.
  - 184 E. J. Plichta and W. K. Behl, A low-temperature electrolyte for lithium and lithium-ion batteries, *J. Power Sources*, 2000, **88**(2), 192–196.
  - 185 G. A. Elia, F. Nobili, R. Tossici, R. Marassi, A. Savoini, S. Panero and J. Hassoun, Nanostructured tin-carbon/ $\text{LiNi}_{0.5}\text{Mn}_{1.5}\text{O}_4$  lithium-ion battery operating at low temperature, *J. Power Sources*, 2015, **275**, 227–233.
  - 186 C. K. Huang, J. S. Sakamoto, J. Wolfenstine and S. Surampudi, The Limits of Low-Temperature Performance of Li-Ion Cells, *J. Electrochem. Soc.*, 2000, **147**(8), 2893.
  - 187 S. S. Zhang, K. Xu and T. R. Jow, Study of  $\text{LiBF}_4$  as an Electrolyte Salt for a Li-Ion Battery, *J. Electrochem. Soc.*, 2002, **149**(5), A586.
  - 188 S. Zhang, K. Xu and T. Jow, Low-temperature performance of Li-ion cells with a  $\text{LiBF}_4$ -based electrolyte, *J. Solid State Electrochem.*, 2003, **7**(3), 147–151.
  - 189 S. Zhang, K. Xu and T. Jow, Enhanced performance of Li-ion cell with  $\text{LiBF}_4$ -PC based electrolyte by addition of small amount of  $\text{LiBOB}$ , *J. Power Sources*, 2006, **156**(2), 629–633.
  - 190 S. S. Zhang, Electrochemical study of the formation of a solid electrolyte interface on graphite in a  $\text{LiBC}_2\text{O}_4\text{F}_2$ -based electrolyte, *J. Power Sources*, 2007, **163**(2), 713–718.
  - 191 B. S. Parimalam and B. L. Lucht, Reduction Reactions of Electrolyte Salts for Lithium Ion Batteries:  $\text{LiPF}_6$ ,  $\text{LiBF}_4$ ,  $\text{LiDFOB}$ ,  $\text{LiBOB}$ , and  $\text{LiTFSI}$ , *J. Electrochem. Soc.*, 2018, **165**(2), A251.
  - 192 K. Xu, U. Lee, S. Zhang, J. L. Allen and T. R. Jow, Graphite/Electrolyte Interface Formed in  $\text{LiBOB}$ -Based Electrolytes: I. Differentiating the Roles of EC and  $\text{LiBOB}$  in SEI Formation, *Electrochem. Solid-State Lett.*, 2004, **7**(9), A273.
  - 193 H. Zhou, K. Xiao and J. Li, Lithium difluoro(oxalate) borate and  $\text{LiBF}_4$  blend salts electrolyte for  $\text{LiNi}_{0.5}\text{Mn}_{1.5}\text{O}_4$  cathode material, *J. Power Sources*, 2016, **302**, 274–282.
  - 194 K. Qian, Y. Liu, X. Zhou, D. J. Gosztola, H. Nguyen and T. Li, Decoupling the degradation factors of Ni-rich NMC/Li metal batteries using concentrated electrolytes, *Energy Storage Mater.*, 2021, **41**, 222–229.
  - 195 G. Xu, X. Shangguan, S. Dong, X. Zhou and G. Cui, Formulation of Blended-Lithium-Salt Electrolytes for Lithium Batteries, *Angew. Chem., Int. Ed.*, 2020, **59**(9), 3400–3415.
  - 196 S.-T. Myung, Y. Hitoshi and Y.-K. Sun, Electrochemical behavior and passivation of current collectors in lithium-ion batteries, *J. Mater. Chem.*, 2011, **21**(27), 9891–9911.
  - 197 K. Park, S. Yu, C. Lee and H. Lee, Comparative study on lithium borates as corrosion inhibitors of aluminum current collector in lithium bis(fluorosulfonyl)imide electrolytes, *J. Power Sources*, 2015, **296**, 197–203.
  - 198 T. Zheng, J. Xiong, B. Zhu, X. Shi, Y.-J. Cheng, H. Zhao and Y. Xia, From  $-20^{\circ}\text{C}$  to  $150^{\circ}\text{C}$ : a lithium secondary battery with a wide temperature window obtained via manipulated competitive decomposition in electrolyte solution, *J. Mater. Chem. A*, 2021, **9**(14), 9307–9318.
  - 199 L. A. Dominey, V. R. Koch and T. J. Blakley, Thermally stable lithium salts for polymer electrolytes, *Electrochim. Acta*, 1992, **37**(9), 1551–1554.
  - 200 B. Wen, Z. Deng, P.-C. Tsai, Z. W. Lebens-Higgins, L. F. J. Piper, S. P. Ong and Y.-M. Chiang, Ultrafast ion transport at a cathode-electrolyte interface and its strong dependence on salt solvation, *Nat. Energy*, 2020, **5**(8), 578–586.





- 201 W. Li, A. Dolocan, J. Li, Q. Xie and A. Manthiram, Ethylene Carbonate-Free Electrolytes for High-Nickel Layered Oxide Cathodes in Lithium-Ion Batteries, *Adv. Energy Mater.*, 2019, **9**(29), 1901152.
- 202 I. A. Shkrob, T. W. Marin, Y. Zhu and D. P. Abraham, Why Bis (fluorosulfonyl)imide Is a “Magic Anion” for Electrochemistry, *J. Phys. Chem. C*, 2014, **118**(34), 19661–19671.
- 203 L.-L. Jiang, C. Yan, Y.-X. Yao, W. Cai, J.-Q. Huang and Q. Zhang, Inhibiting Solvent Co-Intercalation in a Graphite Anode by a Localized High-Concentration Electrolyte in Fast-Charging Batteries, *Angew. Chem., Int. Ed.*, 2021, **60**(7), 3402–3406.
- 204 B. Nan, L. Chen, N. D. Rodrigo, O. Borodin, N. Piao, J. Xia, T. Pollard, S. Hou, J. Zhang and X. Ji, Enhancing Li<sup>+</sup> transport in NMC811|| graphite lithium-ion batteries at low temperatures by using low-polarity-solvent electrolytes, *Angew. Chem., Int. Ed.*, 2022, **61**(35), e202205967.
- 205 H. Yang, K. Kwon, T. M. Devine and J. W. Evans, Aluminum Corrosion in Lithium Batteries An Investigation Using the Electrochemical Quartz Crystal Microbalance, *J. Electrochem. Soc.*, 2000, **147**(12), 4399.
- 206 H. Xiang, P. Shi, P. Bhattacharya, X. Chen, D. Mei, M. E. Bowden, J. Zheng, J.-G. Zhang and W. Xu, Enhanced charging capability of lithium metal batteries based on lithium bis(trifluoromethanesulfonyl)imide-lithium bis(oxalato)borate dual-salt electrolytes, *J. Power Sources*, 2016, **318**, 170–177.
- 207 S. Lin, H. Hua, P. Lai and J. Zhao, A Multifunctional Dual-Salt Localized High-Concentration Electrolyte for Fast Dynamic High-Voltage Lithium Battery in Wide Temperature Range, *Adv. Energy Mater.*, 2021, **11**(36), 2101775.
- 208 J. Chen, A. Naveed, Y. Nuli, J. Yang and J. Wang, Designing an intrinsically safe organic electrolyte for rechargeable batteries, *Energy Storage Mater.*, 2020, **31**, 382–400.
- 209 S. Jurng, S. Park, T. Yoon, H.-S. Kim, H. Jeong, J. H. Ryu, J. J. Kim and S. M. Oh, Low-Temperature Performance Improvement of Graphite Electrode by Allyl Sulfide Additive and Its Film-Forming Mechanism, *J. Electrochem. Soc.*, 2016, **163**(8), A1798.
- 210 Y. Lin, X. Yue, H. Zhang, L. Yu, W. Fan and T. Xie, Using phenyl methanesulfonate as an electrolyte additive to improve performance of LiNi<sub>0.5</sub>Co<sub>0.2</sub>Mn<sub>0.3</sub>O<sub>2</sub>/graphite cells at low temperature, *Electrochim. Acta*, 2019, **300**, 202–207.
- 211 P. Jankowski, N. Lindahl, J. Weidow, W. Wieczorek and P. Johansson, Impact of Sulfur-Containing Additives on Lithium-Ion Battery Performance: From Computational Predictions to Full-Cell Assessments, *ACS Appl. Energy Mater.*, 2018, **1**(6), 2582–2591.
- 212 R. Guo, Y. Che, G. Lan, J. Lan, J. Li, L. Xing, K. Xu, W. Fan, L. Yu and W. Li, Tailoring Low-Temperature Performance of a Lithium-Ion Battery via Rational Designing Interphase on an Anode, *ACS Appl. Mater. Interfaces*, 2019, **11**(41), 38285–38293.
- 213 B. Liu, Q. Li, M. H. Engelhard, Y. He, X. Zhang, D. Mei, C. Wang, J.-G. Zhang and W. Xu, Constructing robust electrode/electrolyte interphases to enable wide temperature applications of lithium-ion batteries, *ACS Appl. Mater. Interfaces*, 2019, **11**(24), 21496–21505.
- 214 G. Cai, J. Holoubek, D. Xia, M. Li, Y. Yin, X. Xing, P. Liu and Z. Chen, An ester electrolyte for lithium-sulfur batteries capable of ultra-low temperature cycling, *Chem. Commun.*, 2020, **56**(64), 9114–9117.
- 215 E. R. Logan, E. M. Tonita, K. L. Gering, J. Li, X. Ma, L. Y. Beaulieu and J. R. Dahn, A Study of the Physical Properties of Li-Ion Battery Electrolytes Containing Esters, *J. Electrochem. Soc.*, 2018, **165**(2), A21.
- 216 J.-P. Jones, M. C. Smart, F. C. Krause and R. V. Bugge, The Effect of Electrolyte Additives upon Lithium Plating during Low Temperature Charging of Graphite-LiNiCoAlO<sub>2</sub> Lithium-Ion Three Electrode Cells, *J. Electrochem. Soc.*, 2020, **167**(2), 020536.
- 217 J. Zheng, M. H. Engelhard, D. Mei, S. Jiao, B. J. Polzin, J.-G. Zhang and W. Xu, Electrolyte additive enabled fast charging and stable cycling lithium metal batteries, *Nat. Energy*, 2017, **2**(3), 17012.
- 218 J. Liu, X. Song, L. Zhou, S. Wang, W. Song, W. Liu, H. Long, L. Zhou, H. Wu, C. Feng and Z. Guo, Fluorinated phosphazene derivative – A promising electrolyte additive for high voltage lithium ion batteries: From electrochemical performance to corrosion mechanism, *Nano Energy*, 2018, **46**, 404–414.
- 219 H. Gao, F. Maglia, P. Lamp, K. Amine and Z. Chen, Mechanistic Study of Electrolyte Additives to Stabilize High-Voltage Cathode-Electrolyte Interface in Lithium-Ion Batteries, *ACS Appl. Mater. Interfaces*, 2017, **9**(51), 44542–44549.
- 220 M. Becker, R.-S. Kühnel and C. Battaglia, Water-in-salt electrolytes for aqueous lithium-ion batteries with liquidus temperatures below –10 °C, *Chem. Commun.*, 2019, **55**(80), 12032–12035.
- 221 Y. Zhao, Z. Chen, F. Mo, D. Wang, Y. Guo, Z. Liu, X. Li, Q. Li, G. Liang and C. Zhi, Aqueous rechargeable metal-ion batteries working at subzero temperatures, *Adv. Sci.*, 2021, **8**(1), 2002590.
- 222 L. Suo, O. Borodin, T. Gao, M. Olguin, J. Ho, X. Fan, C. Luo, C. Wang and K. Xu, “Water-in-salt” electrolyte enables high-voltage aqueous lithium-ion chemistries, *Science*, 2015, **350**(6263), 938–943.
- 223 J. Chen, J. Vatamanu, L. Xing, O. Borodin, H. Chen, X. Guan, X. Liu, K. Xu and W. Li, Improving Electrochemical Stability and Low-Temperature Performance with Water/Acetonitrile Hybrid Electrolytes, *Adv. Energy Mater.*, 2020, **10**(3), 1902654.
- 224 H.-I. Kim, E. Shin, S.-H. Kim, K. M. Lee, J. Park, S. J. Kang, S. So, K. C. Roh, S. K. Kwak and S.-Y. Lee, Aqueous eutectic lithium-ion electrolytes for wide-temperature operation, *Energy Storage Mater.*, 2021, **36**, 222–228.
- 225 J. Yue, J. Zhang, Y. Tong, M. Chen, L. Liu, L. Jiang, T. Lv, Y.-S. Hu, H. Li, X. Huang, L. Gu, G. Feng, K. Xu, L. Suo and L. Chen, Aqueous interphase formed by CO<sub>2</sub> brings electrolytes back to salt-in-water regime, *Nat. Chem.*, 2021, **13**(11), 1061–1069.



- 226 A. Ramanujapuram and G. Yushin, Understanding the exceptional performance of lithium-ion battery cathodes in aqueous electrolytes at subzero temperatures, *Adv. Energy Mater.*, 2018, **8**(35), 1802624.
- 227 Q. Nian, J. Wang, S. Liu, T. Sun, S. Zheng, Y. Zhang, Z. Tao and J. Chen, Aqueous batteries operated at  $-50\text{ }^{\circ}\text{C}$ , *Angew. Chem., Int. Ed.*, 2019, **58**(47), 16994–16999.
- 228 A. Tron, S. Jeong, Y. D. Park and J. Mun, Aqueous lithium-ion battery of nano- $\text{LiFePO}_4$  with antifreezing agent of ethyleneglycol for low-temperature operation, *ACS Sustainable Chem. Eng.*, 2019, **7**(17), 14531–14538.
- 229 J. Liu, C. Yang, X. Chi, B. Wen, W. Wang and Y. Liu, Water/sulfolane hybrid electrolyte achieves ultralow-temperature operation for high-voltage aqueous lithium-ion batteries, *Adv. Funct. Mater.*, 2022, **32**(1), 2106811.
- 230 J. Xu and C. Wang, Perspective—Electrolyte Design for Aqueous Batteries: From Ultra-High Concentration to Low Concentration?, *J. Electrochem. Soc.*, 2022, **169**(3), 030530.
- 231 L. Jiang, D. Dong and Y.-C. Lu, Design strategies for low temperature aqueous electrolytes, *Nano Res. Energy*, 2022, **1**(1), e9120003.
- 232 J. Hou, M. Yang, D. Wang and J. Zhang, Fundamentals and challenges of lithium ion batteries at temperatures between  $-40$  and  $60\text{ }^{\circ}\text{C}$ , *Adv. Energy Mater.*, 2020, **10**(18), 1904152.
- 233 M. S. Ding and K. Xu, Phase Diagram, Conductivity, and Glass Transition of  $\text{LiTFSI-H}_2\text{O}$  Binary Electrolytes, *J. Phys. Chem. C*, 2018, **122**(29), 16624–16629.
- 234 D. Reber, R.-S. Kühnel and C. Battaglia, Suppressing Crystallization of Water-in-Salt Electrolytes by Asymmetric Anions Enables Low-Temperature Operation of High-Voltage Aqueous Batteries, *ACS Mater. Lett.*, 2019, **1**(1), 44–51.
- 235 Y. Yamada, K. Furukawa, K. Sodeyama, K. Kikuchi, M. Yaegashi, Y. Tateyama and A. Yamada, Unusual stability of acetonitrile-based superconcentrated electrolytes for fast-charging lithium-ion batteries, *J. Am. Chem. Soc.*, 2014, **136**(13), 5039–5046.
- 236 Q. Dou, S. Lei, D.-W. Wang, Q. Zhang, D. Xiao, H. Guo, A. Wang, H. Yang, Y. Li and S. Shi, Safe and high-rate supercapacitors based on an “acetonitrile/water in salt” hybrid electrolyte, *Energy Environ. Sci.*, 2018, **11**(11), 3212–3219.
- 237 W. Chen, J. Vatamanu, L. D. Xing, O. Borodin, H. Y. Chen, X. C. Guan, X. Liu, K. Xu and W. S. Li, Improving electrochemical stability and low-temperature performance with water/acetonitrile hybrid electrolytes, *Adv. Energy Mater.*, 2020, **10**(3), 1902654.

