

Cite this: *Chem. Sci.*, 2024, 15, 9127

All publication charges for this article have been paid for by the Royal Society of Chemistry

Copper-catalysed perarylation of cyclopentadiene: synthesis of hexaaryl cyclopentadienes†

Yohan Gisbert,^a Pablo Simón Marqués,^a Caterina Baccini,^a Seifallah Abid,^a Nathalie Saffon-Merceron,^b Gwénaél Rapenne^{ac} and Claire Kammerer^{*,a}

While hexaphenylsilacyclopentadiene (hexaphenylsilole) is viewed as an archetypal Aggregation-Induced Emission (AIE) luminogen, its isostructural hydrocarbon surrogate hexaphenylcyclopentadiene has strikingly never been investigated in this context, most probably due to a lack of synthetic availability. Herein, we report a straightforward synthesis of hexaphenylcyclopentadiene, *via* the direct perarylation of cyclopentadiene upon copper(I) catalysis under microwave activation, with the formation of six new C–C bonds in a single synthetic operation. Using zirconocene dichloride as a convenient source of cyclopentadiene and a variety of aryl iodides as coupling partners, this copper-catalysed cross-coupling reaction gave rise to a series of unprecedented hexaaryl cyclopentadienes. The latter are direct precursors of extended π -conjugated polycyclic compounds, and their cyclodehydrogenation under Scholl reaction conditions yielded helicenic 17,17-diarylcyclopenta[*l,l'*]diphenanthrenes. These structurally complex polyannulated fluorene derivatives can now be prepared in only two synthetic steps from cyclopentadiene.

Received 14th April 2024
Accepted 14th May 2024

DOI: 10.1039/d4sc02458c

rsc.li/chemical-science

Introduction

Group-14 metallacyclopentadienes have attracted the attention of the scientific community for decades, with their first syntheses dating back to the early 1960s.^{1,2} Among them, the silicon derivatives, namely siloles, display remarkable electronic properties such as high electron affinity and electron mobility, coupled to excellent photo- and electroluminescence. As a consequence, these building blocks have been widely used in electron-transporting and light-emitting materials for the fabrication of organic optoelectronic devices.^{3,4} Whereas most organic dyes suffer from aggregation-caused quenching of their emission, thus inherently limiting their efficiency as organic light-emitting diode (OLED) materials, B. Z. Tang *et al.* disclosed in 2001 the Aggregation-Induced Emission (AIE) behaviour of propeller-shaped silacyclopentadienes such as penta- and hexaphenylsilole.^{2,5–7} These compounds exhibit negligible emission in dilute solutions as opposed to an intense photoluminescence in the aggregate or solid state, which originates

from restricted intramolecular motions in combination with limited intermolecular π – π stacking, thus favouring radiative relaxation from excited states.⁸ Hexaphenylsilole is thus viewed as an archetypal AIE luminogen, and structural variations in polyarylsilacyclopentadienes progressively allowed modulation of their properties,⁹ leading to various applications as materials in high-performance OLEDs, chemosensors for analyte detection, biological probes and smart materials.¹⁰

Over the years, a variety of architectures have been reported to be AIE active,^{8,10a,10b} including polyarylcyclopentadienes $Ar_nH_{(6-n)}Cp$ ($n = 3–5$) as pure hydrocarbon propeller-shaped systems.¹¹ Strikingly, despite being an isostructural hydrocarbon surrogate of hexaphenylsilole hexaphenylcyclopentadiene Ph_6Cp (**1a**, Scheme 1) has never been investigated in this context, most probably due to the lack of synthetic availability of this compound and of its aryl-substituted derivatives. To the best of our knowledge, the synthesis of hexaphenylcyclopentadiene has only been reported once, by Allen and VanAllan in 1943,¹² with a revision of the mechanism and synthetic intermediate structures published in 1972 by Youssef and Ogliaruso.^{13,14} Hexaphenylcyclopentadiene **1a** was prepared in four steps and 39% overall yield starting from tetraphenylcyclopentadienone, with two 1,2-additions of phenylmagnesium bromide as key steps and a thermally-induced [1,5] sigmatropic phenyl shift accounting for the generation of the *gem*-diphenyl-substituted sp^3 carbon (Scheme 1a). According to the reaction conditions, this synthetic route appears tedious, with limited functional group compatibility and a low modularity related to the presence of

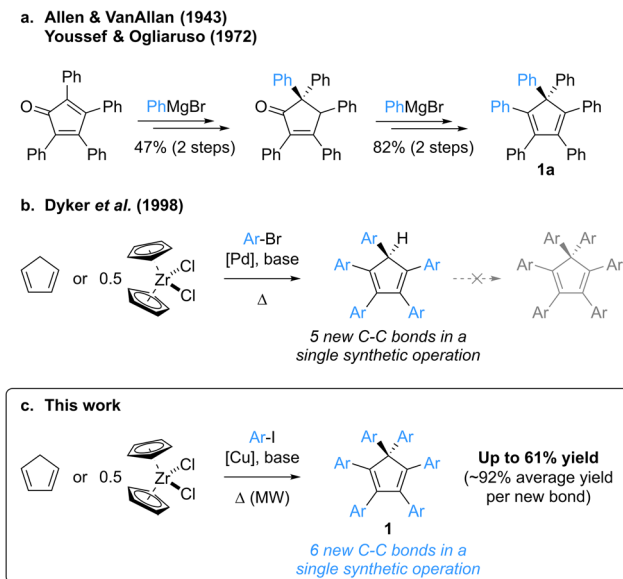
^aCEMES, Université de Toulouse, CNRS, 29 Rue Marvig, 31055 Toulouse, France. E-mail: claire.kammerer@cemes.fr

^bUniversité de Toulouse, UPS, Institut de Chimie de Toulouse, ICT UAR 2599, 118 Route de Narbonne, 31062 Toulouse, France

^cDivision of Materials Science, Nara Institute of Science and Technology, 8916-5 Takayama, Ikoma, Nara, Japan

† Electronic supplementary information (ESI) available: Detailed optimisation results, experimental procedures, characterisation of new compounds, crystallographic data. CCDC 2214598–2214606. For ESI and crystallographic data in CIF or other electronic format see DOI: <https://doi.org/10.1039/d4sc02458c>





Scheme 1 Perarylated cyclopentadienes: reported and envisioned synthetic strategies. (a) Multistep synthesis of hexaphenylcyclopentadiene **1a**.^{12,13} (b) Palladium-catalysed direct arylation of cyclopentadiene yielding pentaarylcyclopentadienes in a single step.²⁰ (c) Copper-catalysed microwave-activated perarylation of cyclopentadiene yielding hexaarylcyclopentadienes in a single step.

four, out of six, aryl substituents in the initial cyclopentadienone.

In contrast with hexaarylcyclopentadienes, the pentaarylated counterparts have been tremendously studied, especially as neutral precursors of (super-)bulky cyclopentadienyl ligands in the field of coordination chemistry,¹⁵ but also for the elaboration of new molecular machines incorporating propeller-shaped rotating subunits, such as motors,¹⁶ gears¹⁷ or winches.¹⁸ In this context, various strategies for the multistep synthesis of polysubstituted cyclopentadienes have been devised,¹⁹ the prominent one being the “tetracyclone route”, which involves an aryl addition onto a cyclopentadienone key intermediate and the subsequent reduction to the corresponding cyclopentadiene. In 1998, Dyker, Miura *et al.* reported a conceptually-novel approach for the synthesis of symmetrical pentaarylcyclopentadienes, involving the five-fold direct arylation of cyclopentadiene under palladium catalysis (Scheme 1b).²⁰ This powerful method, leading to the formation of five new C–C bonds in a single synthetic operation, tolerates a large variety of aryl bromides as coupling partners (including highly sterically demanding ones^{15b,15f,21}) and zirconocene dichloride can be employed as a convenient source of cyclopentadiene.

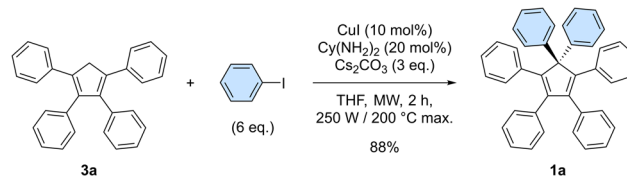
Attracted by the efficiency and modularity of this approach for the synthesis of our molecular machine prototypes,^{16–18} we envisioned to develop a greener alternative involving copper(i) as a cheap, abundant and environmentally-benign catalyst for the direct arylation of cyclopentadiene. Indeed, the intrinsic stability of the cyclopentadienide anion acting as nucleophile in such C–C coupling was reminiscent of the well-established Hurlley reaction, allowing the copper-mediated arylation of stabilised carbon nucleophiles such as active methylenes.^{22,23}

Much to our surprise, our initial attempts of cyclopentadiene arylation in the presence of copper(i), using excess iodobenzene as coupling partner, resulted in the formation of a new product, aside from the expected pentaphenylcyclopentadiene. It turned out that the latter can undergo a copper-mediated direct arylation under basic conditions to yield hexaphenylcyclopentadiene **1a**. Given its structural proximity with hexaphenylsilole and, more generally, the promising potential of hexaarylcyclopentadienes as AIE luminogens for the fabrication of high-performance optoelectronic devices, we initiated a project aiming at the synthesis of such target compounds *via* a direct six-fold arylation of cyclopentadiene (Scheme 1c).

Herein we report the copper(i)-catalysed direct perarylation of cyclopentadiene, giving rise to a series of unprecedented hexaarylcyclopentadienes as the result of the formation of six new C–C bonds in a single synthetic operation. The structural and optical properties of such perarylated cyclopentadienes are unveiled, with an emphasis on their behaviour as AIE luminogens, and their direct conversion into π -extended helical scaffolds such as tetrabenzofluorenes is addressed.

Results and discussion

In our preliminary attempts to achieve copper-catalysed direct arylation of cyclopentadiene, penta- and hexaarylcyclopentadienes were produced in very low yields after long reaction times under conventional thermal activation, along with numerous side-products. The latter most probably result from incomplete 1- to 4-fold arylation processes, but also from competitive Diels–Alder [4 + 2] cycloadditions of cyclopentadiene and its partially arylated derivatives. To hinder this unproductive pathway, arylation reactions were next carried out at high temperature under microwave irradiation, so as to favour *in situ* retro Diels–Alder reactions. In addition, considering that the most difficult steps in the direct perarylation of cyclopentadiene are the fifth and sixth C–C couplings due to major steric hindrance, the copper-catalysed arylation of tetraphenylcyclopentadiene (**3a**) using iodobenzene as coupling partner was investigated as a model reaction (Scheme 2). A single arylation thus affords pentaphenylcyclopentadiene (**2a**), which can subsequently undergo a second C–C coupling to yield the desired hexaphenylcyclopentadiene **1a**. This system



Scheme 2 Optimised conditions for the model reaction, involving the copper-catalysed diarylation of tetraphenylcyclopentadiene **3a** to yield hexaphenylcyclopentadiene **1a**. Reagents and conditions: **3a** (0.5 mmol), iodobenzene (3 mmol, 6 eq.), Cs₂CO₃ (1.5 mmol, 3 eq.), CuI (0.05 mmol, 10 mol%), (\pm)-*trans*-1,2-cyclohexanediamine Cy(NH₂)₂ (0.10 mmol, 20 mol%), THF (2 mL), microwave irradiation (250 W available), 200 °C max., 2 h.



considerably simplifies the optimisation process, since only two different arylation products may be formed and any competitive Diels–Alder reaction is avoided due to the bulkiness of the involved polyphenylcyclopentadiene species.

Under optimised conditions, tetraphenylcyclopentadiene **3a** was reacted with iodobenzene (6 equiv.) in THF (0.25 M) in the presence of cesium carbonate (3 equiv.) as base and copper(I) iodide (10 mol%, *i.e.* 5 mol% per new C–C bond in **1a**) associated to (\pm)-*trans*-1,2-cyclohexanediamine (20 mol%) as catalytic system. After 2 hours under microwave irradiation (200 °C max., 250 W available power), full conversion of starting material **3a** was reached and hexaphenylcyclopentadiene **1a**, resulting from two consecutive arylations, was obtained in 88% isolated yield (Scheme 2). An X-ray crystal structure of compound **1a** was obtained (Fig. 1, left, and S15[†]), thus unambiguously confirming the structure of the perarylated cyclopentadiene.

During the extensive optimisation of this reaction, influence of the catalytic system, base, coupling partner, solvent, temperature and thermal activation mode were thoroughly screened. Detailed results can be found in the ESI[†] section (part II.1, Tables S1–S5[†]). Importantly, the nature of the aryl halide appeared to be crucial, as the reaction was totally inhibited when bromobenzene was employed instead of iodobenzene, in contrast to palladium-catalysed cyclopentadiene arylations reported by Dyker, Miura *et al.*²⁰

The optimal conditions of the model reaction were next transposed to the perarylation of bare cyclopentadiene, expecting the formation of six new C–C bonds in a single synthetic operation instead of two previously. To that end, the amounts of catalyst, base and coupling partner were adjusted. Using freshly distilled cyclopentadiene in the presence of 12 equivalents of iodobenzene, the desired hexaphenylcyclopentadiene **1a** was obtained in 46% yield, along with 22% of pentaphenylcyclopentadiene **2a** (Table 1, entry 1).

The efficiency of the perarylation reaction could be substantially improved up to 61% by adding sodium hydride (1 equivalent) to the reaction mixture, in order to initially generate *in situ* the cyclopentadienide anion, unreactive towards Diels–Alder cycloaddition reactions (entry 2). The same trend was observed when employing preformed solid sodium cyclopentadienide, which in addition proved selective towards

Table 1 Variation of the cyclopentadiene source in the copper-catalysed direct perarylation



Entry	Cyclopentadiene source	1a ^a (%)	2a ^a (%)	1a + 2a ^a (%)
1 ^b	Cyclopentadiene ^{c,d}	46 (88) ^e	22	68
2 ^b	[Cyclopentadiene ^d + NaH] ^c	61 (92) ^e	19	80
3 ^f	CpNa ^c	54 (90) ^e	0	54
4 ^b	Dicyclopentadiene ^g	23 (78) ^e	25	48
5	ZrCp ₂ Cl ₂ ^g	54 (90) ^e	0	54
6 ^h	ZrCp ₂ Cl ₂ ^g	61 (92) ^e	0	61
7 ⁱ	ZrCp ₂ Cl ₂ ^g	27 (80) ^e	26	53

^a Compounds **1a** and **2a** were isolated as a mixture by column chromatography and the ratio of the two species was estimated by ¹H NMR spectroscopy. In cases when **2a** was not detected, pure product **1a** was directly isolated by column chromatography. ^b Reaction time was increased to 2.5 h. ^c 1 equivalent. ^d Freshly distilled cyclopentadiene was used. ^e The bracketed number in italics represents the average yield per newly-formed C–C bond in product **1a**. ^f 10 equivalents of iodobenzene were used. ^g 0.5 equivalent. ^h The loading of CuI was reduced to 3 mol%. ⁱ The loading of CuI was reduced to 0.3 mol%.

perarylated product **1a**. At this point, it is important to underline that yield variations are significantly amplified by the sequence of six successive cross-couplings, since the 46–61% amplitude in these perarylation reactions corresponds to a narrow range of 88–92% for the average yield per newly-formed C–C bond.

For practical reasons and given the high temperature conditions of the reaction, it was next envisioned to exploit dicyclopentadiene as a source of two cyclopentadiene units, generated *in situ via* retro Diels–Alder reaction (entry 4). This concept was validated by the obtention of hexa- and pentaarylated products, albeit in moderate yields that limit the synthetic use of the process. Finally, as initially suggested by Dyker, Miura *et al.*,²⁰ zirconocene dichloride was employed as a source of two cyclopentadiene units. This stable and easy to handle substrate led selectively to the desired perarylated product **1a** in 54% yield (entry 5). The catalyst loading was then reduced by a factor 10 to reach 3 mol% (*i.e.* 0.5 mol% per single cross-coupling), leading to hexaphenylcyclopentadiene **1a** in 61% yield, equivalent to 92% average yield per newly formed C–C bond (entry 6). A further reduction of the catalyst loading to 0.3 mol% (*i.e.* 500 ppm per single cross-coupling) remains productive but the yield of the sixth arylation is noticeably decreased, leading after 2 h to 27% of the perarylated product **1a**, along with 26% of the pentaphenylcyclopentadiene intermediate **2a** (entry 7 and Table S6[†]). Finally, the reaction was scaled up by a factor 20 and was run on 0.96 mmol of zirconocene dichloride, *i.e.* 1.92 mmol of cyclopentadiene equivalent (Scheme 3 and Table S8[†]). Some reaction parameters were adjusted, such as the medium

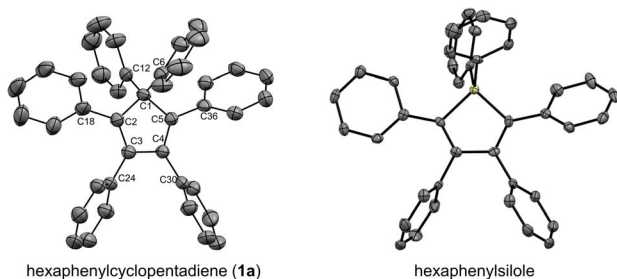


Fig. 1 ORTEP top view of the molecular structure of hexaphenylcyclopentadiene **1a** (left) and hexaphenylsilole²⁴ (right). Thermal ellipsoids are drawn at 50% probability level. Hydrogen atoms and solvent molecules (heptane, in the case of **1a**) are omitted for clarity.





Scheme 3 Scope of the copper-catalysed direct perarylation of cyclopentadiene, using zirconocene dichloride as a cyclopentadienide source. Isolated yields are given as an average value of at least two experiments and the bracketed numbers in italics represent the corresponding average yield per newly-formed C–C bond. Reactions were performed on a 0.048 mmol scale, *i.e.* 0.096 mmol of cyclopentadienide, unless otherwise stated. ^[a] The scale was increased to 0.96 mmol of ZrCp₂Cl₂ (*i.e.* 1.92 mmol of cyclopentadienide). ^[b] Yield includes partially debrominated compounds.

concentration and the available microwave power to afford, after 2 h, the desired hexaphenylcyclopentadiene **1a** in 27% isolated yield (267 mg).

The scope of the copper-catalysed perarylation reaction was next examined, using the very convenient zirconocene dichloride as a source of two cyclopentadiene units. A variety of aryl iodides were screened (Scheme 3), revealing that the 6-fold arylation process is sensitive to electronic effects and has a moderate tolerance towards steric hindrance of the coupling partner. Indeed, in the presence of electron donating substituents, hexaarylation of cyclopentadiene took place with modest to good efficiency, with average yields per new C–C bond in the 85–91% range for alkyl substituents (**1b–1d**) and in the 68–81% range for the stronger methoxy donor (**1h**, **1i**). In contrast, strong electron withdrawing groups such as nitrile and nitro moieties failed to deliver any hexaarylated product (**1l**, **1m**). It is important to note here that the absence of hexaarylcyclopentadiene under such conditions does not imply that the copper-catalysed direct arylation completely fails with electron-poor coupling partners: the initial 1- to 5-fold C–C couplings may still occur, while the sixth arylation is prevented.

In this reaction, halogen substituents are tolerated, with 1-fluoro-4-iodobenzene leading to hexa(4-fluorophenyl)

cyclopentadiene **1j** in 29% overall yield. Importantly, competitive debromination was encountered when 1-bromo-4-iodobenzene was used, thus showing that aryl bromides are reactive under such conditions even though they are not efficient as coupling partners (Table S1,† entry 4). The copper-catalysed perarylation of cyclopentadiene also proved compatible with more complex aryl iodides such as 4-iodobiphenyl and 2-iodonaphthalene, which gave in 46–58% overall yield the corresponding hexaarylcyclopentadienes **1g** and **1f**, respectively. The latter, incorporating six naphth-2-yl substituents, is particularly sterically crowded but still undergoes free rotation at room temperature, as concluded from the ¹H NMR spectrum. Further increase of steric hindrance was tested using 1-iodonaphthalene, which resulted in a severe drop of efficiency. A similar study was carried out with iodotoluene positional isomers: *para* and *meta* substitution resulted in comparable efficiency (57% yield for **1c** and 50% for **1d**) whereas further increase of steric hindrance with *ortho* substitution fully prevented the sixth arylation, as shown by the selective formation of penta(2-methylphenyl)cyclopentadiene in 32% yield.

Based on reported experimental and computational mechanistic studies related to the Hurtley reaction^{22c,25} and more generally to Ullmann-type couplings,^{26,27} we hypothesise that Cu(I) is the active catalytic species in the copper-mediated arylation of cyclopentadiene and that the catalytic cycle may proceed as follows (Scheme S2†). In the first step, the active LCu(I)I catalytic species may undergo a displacement of the iodide anion by the cyclopentadienide R₅Cp[−] (R=H or Ar) present in the basic reaction medium to yield the corresponding LCu(CpR₅) complex (L = ligand). Next, oxidative addition of the iodoarene coupling partner may take place to afford a Cu(III) intermediate, and the subsequent reductive elimination would lead to C–C bond formation with the release of the arylated cyclopentadiene product and of the catalytically-active copper(I) species. Nevertheless, according to literature reports, mechanistic pathways in Hurtley and Ullmann-type reactions appear to be closely related to the substrates, ligands and reaction conditions.^{22c,25,26} Therefore, after the widely-accepted initial formation of the LCu(CpR₅) species by nucleophilic displacement, alternative mechanistic evolutions cannot be ruled out, such as a single-electron transfer (SET), an iodine atom transfer (IAT) or a four-centre σ -bond metathesis (Scheme S3†).

Next, the structural properties of hexaarylcyclopentadienes were investigated and X-ray crystal structures of target compounds **1a** (Fig. 1, left, and S15†), **1b–d** and **1h** (see the ESI† section, part VII) were obtained. They all share the same characteristics and the structure of the cyclopentadiene ring in such hexaarylated compounds is essentially the same as in penta-phenylcyclopentadiene **2a**.²⁸ As expected, the cyclopentadienyl ring is planar and in **1a** the length of the endocyclic bonds involving the sp³ carbon C1 is 1.53 Å (C1–C2 and C1–C5), thus longer than the bonds involved in the buta-1,3-diene pattern (C2–C3 and C4–C5: 1.35 Å; C3–C4: 1.50 Å). The endocyclic bond angle at the sp³ carbon C1 (C2–C1–C5) is 102° whereas all other angles within the cycle are in the 109°–110° range. As anticipated, hexaphenylcyclopentadiene adopts a propeller-shaped geometry with the four phenyl rings located on positions C2–



C5 twisted with respect to the cyclopentadiene plane (44° – 60° torsion angles). Finally, the steric hindrance caused by the remaining geminal phenyl groups on the sp^3 carbon C1 is accommodated by a distortion of the tetrahedral geometry with a widening of the exocyclic C6–C1–C12 angle up to 116° .

Structural comparison between hexaphenylcyclopentadiene **1a** and hexaphenylsilole²⁴ (Fig. 1, right) highlights a distortion of the geometry caused by the silicon atom, in particular for the planar silacyclopentadiene ring, due to expectedly longer Si–C bonds (1.86–1.87 Å) compared to the corresponding C–C bonds in **1a**.

The optical properties of hexaphenylcyclopentadiene **1a** were subsequently studied. Its absorption spectrum in THF solution displays two maxima at 247 and 340 nm (Fig. S2†), which is similar to the absorption spectrum of pentaphenylcyclopentadiene **2a**.^{11c} It is however blue-shifted in comparison with hexaphenylsilole ($\lambda_{\text{max}} = 250, 365 \text{ nm}$).²⁹ As expected from the numerous degrees of freedom resulting in free rotation of aryl groups at room temperature in solution (as observed by NMR spectroscopy), hexaphenylcyclopentadiene **1a** is virtually non-emissive in dilute THF solution (*ca.* 10^{-7} M). Upon addition of increasing fractions of a miscible non-solvent such as water (in which compound **1a** is not soluble), the photoluminescence intensity increases gradually and reaches its maximum in pure water, with the maximum emission wavelength located at 443 nm (Fig. 2a, b and S3†). From Fig. 2b, it can be clearly seen that a large fraction of water (>90%) is required to trigger intense photoluminescence. Conversely, from the aggregate state in pure water, the rotation of phenyl substituents can be activated again by simple titration of the sample with THF. As depicted in Fig. 2c, the addition of small aliquots of THF resulted in the exponential drop of the photoluminescence intensity owing to molecular solvation and subsequent disaggregation. In agreement with the behaviour of propeller-shaped polyarylcyclopentadienes $\text{Ar}_n\text{H}_{(6-n)}\text{Cp}$ ($n = 3$ – 5),¹¹ hexaphenylcyclopentadiene **1a** thus displays AIE and appears as a promising candidate as blue-emitter for optoelectronic applications.

The electron-enriched hexa(4-methoxyphenyl)cyclopentadiene **1h** also proved to be AIE active (Fig. S4–S6†) and most importantly, its emission peak is red-shifted by 10 nm compared to **1a**. This underlines the possibility to tailor the optoelectronic properties of hexaarylcyclopentadiene AIE luminogens, and the synthetic method developed above thus appears as a powerful tool to access a large variety of unprecedented hexaarylcyclopentadienes with fine-tuned properties.

Having established the robustness of the copper-catalysed perarylation reaction and the promising optical properties of hexaarylcyclopentadienes, we next aimed at increasing the structural complexity of the products obtained in this process. It was thus envisioned to exploit 2,2'-diiodobiphenyl as bifunctional coupling partner allowing for the formation of polycyclic cyclopentadiene derivatives (Scheme 4). Reaction of zirconocene dichloride with 2,2'-diiodobiphenyl (4 equivalents) under copper-catalysed conditions gave rise to spirofluorene **4** in 54% yield (Scheme 4, top). This product formally results from the coupling of cyclopentadiene with two 2,2'-biphenylenes, with

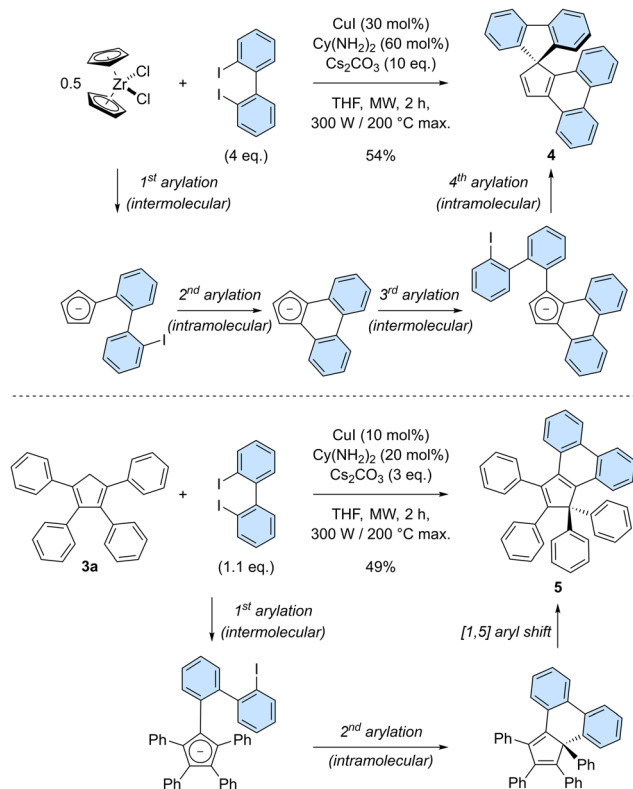


Fig. 2 Aggregation-induced emission properties of hexaphenylcyclopentadiene **1a**. (a) Picture of **1a** solutions with varying $\text{H}_2\text{O}/\text{THF}$ ratios. (b) Data plot representation of photoluminescence intensity of **1a** at $\lambda_{\text{max}} = 443 \text{ nm}$ ($\lambda_{\text{Ex}} = 350 \text{ nm}$) vs. H_2O fraction in the $\text{THF}/\text{H}_2\text{O}$ mixture. (c) Photoluminescence spectrum of **1a** in pure H_2O (light blue curve), 10^{-7} M , $\lambda_{\text{Ex}} = 350 \text{ nm}$, and photoluminescence spectra resulting from the successive additions of small aliquots ($20 \mu\text{L}$) of THF (darker curves).

the formation of four new C–C bonds in a single synthetic operation. Successive inter- and intramolecular arylation reactions occur first on adjacent positions of the cyclopentadiene to generate an intermediate cyclopenta[*l*]phenanthrene (as an anion under basic reaction conditions), which subsequently undergoes a *gem*-diarylation on the most favoured position^{20b} thus yielding spirofluorene **4**. Importantly, the corresponding cyclopenta[*l,l'*]diphenanthrene resulting from the coupling of three 2,2'-biphenyl moieties was not observed.

Given the highly promising properties of spirofluorenes for optoelectronic applications,³⁰ the *gem*-diarylation of tetraphenylcyclopentadiene **3a** using 1.1 equivalent of 2,2'-diiodobiphenyl was next attempted (Scheme 4, bottom). Much to our surprise, the expected spirofluorene was not formed upon spiroannulation in these conditions and 1,1,2,3-





Scheme 4 Copper-catalysed direct arylation of zirconocene dichloride (top) and tetraphenylcyclopentadiene **3a** (bottom) with 2,2'-diiodobiphenyl as coupling partner, yielding cyclopenta[*l*]phenanthrenes. The reaction intermediates resulting from the successive C–C bond-forming steps are depicted.

tetraphenylcyclopenta[*l*]phenanthrene **5** was isolated instead. Its structure was unambiguously confirmed by X-ray diffraction analysis of a crystal obtained upon train sublimation (Fig. 3), thus highlighting the fully planar character of the cyclopenta[*l*]phenanthrene moiety decorated with twisted phenyl groups. As such, compound **5** can be viewed as an analogue of propeller-shaped hexaphenylcyclopentadiene **1a** displaying an extended π -conjugated core for enhanced emission properties in the aggregate state³¹ and potential application in OLEDs.

The *gem*-diphenyl pattern found in cyclopenta[*l*]phenanthrene **5** implies that migration of a phenyl group occurred



Fig. 3 ORTEP top view (left) and side view (right) of the molecular structure of 1,1,2,3-tetraphenyl-1H-cyclopenta[*l*]phenanthrene **5**. Thermal ellipsoids are drawn at 50% probability level and hydrogen atoms are omitted for clarity.

during the reaction, which is consistent with reports on similar systems³² and which was in particular exploited as key step in the only synthesis of hexaphenylcyclopentadiene reported to date.¹³ In this reaction, we thus hypothesise that the copper-catalysed diarylation takes place on adjacent positions of the cyclopentadiene, leading to a 6-membered ring instead of the more strained 5-membered ring required in the desired spirofluorene. Next, a thermally-activated [1,5] sigmatropic shift of the phenyl group located on the sp^3 carbon takes place, yielding a planarised cyclopenta[*l*]phenanthrene fragment.

To get deeper insight into the occurrence of such aryl migrations during copper-catalysed arylation of cyclopentadiene with monoiodoarenes as coupling partners, pentaphenylcyclopentadiene **2a** was reacted with 1-fluoro-4-iodobenzene under optimised coupling conditions (Scheme 5). In the absence of rearrangement, only **7a** should be obtained, carrying both a phenyl and a 4-fluorophenyl moiety on the sp^3 carbon of the cyclopentadiene core. Experimentally, a mixture of perarylated regioisomers was evidenced by ¹⁹F NMR in a 73:18:9 ratio and their structure was further confirmed by the X-ray diffraction analysis of a single co-crystal of the three isomers (see the ESI section, page S96†). Due to the occurrence of [1,5] sigmatropic shifts in cyclopentadiene derivatives, and in particular in hexaarylcyclopentadienes, synthetic methods relying on transition-metal catalysed arylation thus appear to be restricted to the preparation of identically-substituted polyarylated cyclopentadienes. Even with this limitation, the one-step synthesis of AIE-active hexaarylcyclopentadienes upon copper catalysis remains a powerful tool with promising applications in optoelectronics.

In addition, on top of their intrinsic properties, propeller-shaped compounds **1** can also be viewed as direct precursors of highly attractive π -extended scaffolds for organic electronics, such as 17,17-diarylcyclopenta[*l,l'*]diphenanthrenes (also referred to as 17,17-diaryltetrabenzof[*a,c,g,i*]fluorenes, Scheme 6) and the corresponding spirobifluorenes.^{30b,33} In this context, Stuparu *et al.* very recently disclosed the successful conversion of pentaphenylcyclopentadiene **2a** into 17-phenyl-tetrabenzof[*a,c,g,i*]fluorene upon mechanochemical Scholl reaction,³⁴ thus improving initial attempts by Dyker *et al.*³⁵

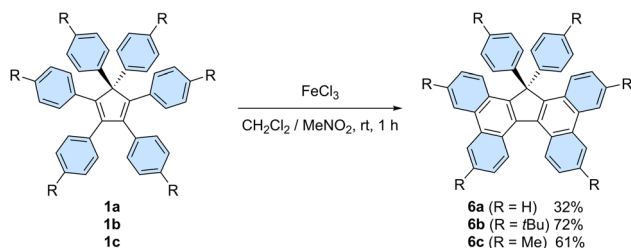
Hexaphenylcyclopentadiene **1a** and its *tert*-butyl and methyl *para*-substituted counterparts **1b** and **1c**, respectively, were next submitted to a Scholl reaction,³⁶ with the aim to trigger the formation of π -extended scaffolds. In spite of the wide set of conditions tested, spirobifluorenes were never detected, which can be accounted for by the high strain associated with the formation of the second fluorene pattern upon 5-membered ring closure. Conversely, the planarised 17,17-diarylcyclopenta[*l,l'*]diphenanthrenes **6b** and **6c**, resulting from the formation of two new C–C bonds, were obtained in 72 and 61% yield, respectively, upon treatment with iron(III) chloride (Scheme 6). The non-substituted counterpart **6a** was isolated in lower yield (32%) due to partial chlorination of the phenyl *para*-positions, as observed by mass spectrometry analysis of the crude mixture.

The structures of tetrabenzofluorenes **6a–c** were assigned according to ¹H and ¹³C NMR spectra, with the characteristic resonance of the cyclopentadiene sp^3 carbon at $\delta = 68–69$ ppm.





Scheme 5 Copper-catalysed monoarylation of pentaphenylcyclopentadiene **2a** with 1-fluoro-4-iodobenzene, leading to the corresponding hexaarylated product **7** as a 73 : 18 : 9 mixture of regioisomers.



Scheme 6 Synthesis of 17,17-diarylcyclopenta[*l,l'*]diphenanthrenes **6a–c** from hexaaryl cyclopentadienes **1a–c** via a Scholl reaction.

As expected, the protons located in the bay and fjord regions are particularly deshielded ($8.53 < \delta < 8.80$ ppm) and the 17,17-diaryl substitution pattern is evidenced by the characteristic AA'BB' systems corresponding to the two *para*-substituted phenyl groups in compounds **6b** and **6c**. For the latter, crystals suitable for X-ray diffraction analysis were obtained upon slow evaporation of dichloromethane/methanol solutions, thus unambiguously confirming the obtained structures (Fig. 4, S26 and S28†). Similarly to hexaaryl cyclopentadienes **1b–c**, the steric hindrance caused by the geminal aryl groups on sp^3 carbon C1 is accommodated by a distortion of the tetrahedral geometry, with a widening of the exocyclic C6–C1–C16 angle up to 117° in compound **6b** (Fig. S26†). As expected from the *ortho*-annulation of the five rings in the fjord region,³⁷ the tetrabenzofluorene scaffolds display a distorted structure with an helical geometry. In compound **6c**, the torsion angle C31–C3–C4–C34 is worth

28° , and this angle is reduced to 23° in fluoreno[5]helicene **6b** incorporating *tert*-butyl instead of methyl *para*-substituents. These values are in line with those reported in literature for 17-monoaryl-³⁴ and 17,17-dialkyltetrabenzofluorenes,³⁸ and the variation of amplitude may be ascribed to the packing force in the crystal. In any case, the racemisation barrier for such heli-cenic species is low and both enantiomers cannot be separated at room temperature.

The obtained 17,17-diarylcyclopenta[*l,l'*]diphenanthrenes **6a–c** can be viewed as extended 9,9-diarylfluorenes, one of the most significant classes of organic semiconductors and a key building unit for the design of fluorophores.³⁹ As expected, upon cyclodehydrogenation of precursors **1a–c** and concomitant planarisation of the structures, the absorption spectra undergo significant changes (Fig. S7–S9†). For tetrabenzofluorenes **6a–c**, a bathochromic shift related to the extension of their π -conjugated scaffold is observed, with two new bands appearing at 371–378 nm and 389–397 nm, respectively, in comparison with the spectra of hexaaryl cyclopentadienes **1a–c**. Moreover, the increased structural rigidity in cyclopenta[*l,l'*]diphenanthrenes **6a–c** is revealed by the structuration of their absorption spectra, and by the restoration of photoluminescence in solution. The emission spectra in dichloromethane solutions exhibit a mirror symmetry to the lowest energy absorption bands, with two distinct emission bands located at 410–416 nm and 425–436 nm, respectively (Schemes S10–S12†).

Conclusions

In this work, the direct perarylation of cyclopentadiene was achieved upon copper(i) catalysis and microwave activation to give rise to hexaphenylcyclopentadiene, an isostructural hydrocarbon surrogate of the archetypal AIE luminogen hexaphenylsilole. Using zirconocene dichloride as a convenient source of cyclopentadiene and a variety of aryl iodides as coupling partners, a series of unprecedented hexaaryl cyclopentadienes was synthesised according to this straightforward method allowing the formation of six new C–C bonds in a single synthetic operation.

The structural and optical properties of hexaaryl cyclopentadienes were investigated, with a focus on their AIE behaviour. As expected from their propeller-shaped structure,



Fig. 4 ORTEP top view (left) and side view (right) of the molecular structure of cyclopenta[*l,l'*]diphenanthrene **6c**. Thermal ellipsoids are drawn at 50% probability level and hydrogen atoms are omitted for clarity.



these compounds are virtually nonemissive in solution but intense photoluminescence is observed upon aggregation, with an emission spectrum depending on the nature of the aryl substituents. Hexaaryl cyclopentadienes thus appear as promising AIE luminogens for the fabrication of high performance optoelectronic devices, and the Cu-catalysed perarylation reaction offers a direct access to a large variety of derivatives displaying fine-tuned structural and electronic properties.

Hexaaryl cyclopentadienes were next exploited as direct precursors of extended π -conjugated polycyclic compounds to be used as organic semiconductors or fluorophores. Upon Scholl reaction conditions, the propeller-shaped scaffolds underwent planarisation with the formation of two new C–C bonds, thus yielding 17,17-diarylcyclopenta[*l,l'*]diphenanthrenes. These structurally complex polyannulated fluorene derivatives displaying an helicenic structure can now be prepared in only two synthetic steps from cyclopentadiene.

Experimental section

Procedure for the Cu-catalysed perarylation of cyclopentadiene, using zirconocene dichloride as substrate

In a glovebox, zirconocene dichloride (14 mg, 0.048 mmol, 0.5 eq.), cesium carbonate (312 mg, 0.96 mmol, 10 eq.), (\pm)-*trans*-1,2-cyclohexanediamine (7 μ L, 0.06 mmol, 60 mol%), copper(i) iodide (5.5 mg, 0.03 mmol, 30 mol%), anhydrous degassed THF (1 mL) and a magnetic stir bar were placed in a 10 mL tube designed for microwave irradiation. The appropriate aryl iodide (1.15 mmol, 12.0 eq.) was added and the suspension was briefly shaken before sealing the vial. The mixture was then heated using microwave irradiation at 200 °C for two hours, setting up the microwave with an available power of 300 W and a maximal pressure of 20 bars (typically, the pressure stabilised between 10 and 15 bars depending on the conditions). After cooling down the reaction medium and carefully releasing the pressure, the reaction mixture was diluted with CH_2Cl_2 (10 mL) and filtered over a short Celite plug (eluted with CH_2Cl_2). The solvents were removed and the crude product was dissolved in CH_2Cl_2 , adsorbed onto silica and purified by column chromatography on silica gel to isolate the desired hexaaryl cyclopentadiene product.

Data availability

The data that support the findings of this study are available in the ESI† section. Crystallographic data for compounds **1a–1d**, **1h**, **5**, **6b**, **6c** and **7** have been deposited at the The Cambridge Crystallographic Data Centre under CCDC-2214598 to CCDC-2214606. These data can be obtained from the CCDC via <https://www.ccdc.cam.ac.uk/structures>.

Author contributions

Y. G. conceived the project, optimised the reaction, assessed the scope and performed mechanistic investigations. P. S. M. achieved the AIE studies. C. B. synthesised the tetrabenzofluorene derivatives *via* Scholl reaction and performed subsequent

characterisation. S. A. contributed to the substrate scope investigation and to supervision. N. S.-M. performed the single-crystal X-ray analyses. G. R. and C. K. supervised the study. All authors discussed the results and contributed to the final manuscript.

Conflicts of interest

There are no conflicts to declare.

Acknowledgements

This work was supported by the University Paul Sabatier (Toulouse) and CNRS. It has received funding from the European Union's Horizon 2020 research and innovation program under the project MEMO (n° 766864) and from the JSPS KAKENHI Grant-in-Aid for Basic Research A (22H00325). This study has been partially supported through the EUR grant NanoX n° ANR-17-EURE-0009 in the framework of the “Programme des Investissements d'Avenir”. Y. G. thanks the French Ministry of National Education for a PhD Fellowship and P. S. M. thanks the French National Research Agency (ANR) and France 2030 for a post-doctoral “Junior Fellowship” (TIRIS program, no. ANR-22-EXES-0015). We thank the LPCNO (Toulouse, France) for giving us access to their microwave for scale-up experiments, Dr Jacques Bonvoisin for his valuable help regarding cyclovoltammetry experiments, and the services of the “Institut de Chimie de Toulouse” (ICT-UAR 2599) for their technical assistance. Dr Andrej Jancarik is warmly acknowledged for fruitful discussions.

Notes and references

- (a) F. C. Leavitt, T. A. Manuel, F. Johnson, L. U. Matternas and D. S. Lehman, Novel Heterocyclopentadienes. II, *J. Am. Chem. Soc.*, 1960, **82**, 5099–5102; (b) E. H. Braye, W. Hübel and I. Caplier, New Unsaturated Heterocyclic Systems. I, *J. Am. Chem. Soc.*, 1961, **83**, 4406–4413.
- (a) J. Dubac, A. Laporterie and G. Manuel, Group 14 Metalloles. 1. Synthesis, Organic Chemistry, and Physicochemical Data, *Chem. Rev.*, 1990, **90**, 215–263; (b) J. Ferman, J. P. Kakareka, W. T. Klooster, J. L. Mullin, J. Quattrucci, J. S. Ricci, H. J. Tracy, W. J. Vining and S. Wallace, Electrochemical and Photophysical Properties of a Series of Group-14 Metalloles, *Inorg. Chem.*, 1999, **38**, 2464–2472; (c) H. J. Tracy, J. L. Mullin, W. T. Klooster, J. A. Martin, J. Haug, S. Wallace, I. Rudloe and K. Watts, Enhanced Photoluminescence from Group 14 Metalloles in Aggregated and Solid Solutions, *Inorg. Chem.*, 2005, **44**, 2003–2011.
- B. Z. Tang, X. Zhan, G. Yu, P. P. S. Lee, Y. Liu and D. Zhu, Efficient Blue Emission from Siloles, *J. Mater. Chem.*, 2001, **11**, 2974–2978.
- Y. Cai, A. Qin and B. Z. Tang, Siloles in Optoelectronic Devices, *J. Mater. Chem. C*, 2017, **5**, 7375–7389.
- J. Luo, Z. Xie, J. W. Y. Lam, L. Cheng, H. Chen, C. Qiu, H. S. Kwok, X. Zhan, Y. Liu, D. Zhu and B. Z. Tang,



- Aggregation-Induced Emission of 1-Methyl-1,2,3,4,5-Pentaphenylsilole, *Chem. Commun.*, 2001, 1740–1741.
- 6 J. Chen, C. C. W. Law, J. W. Y. Lam, Y. Dong, S. M. F. Lo, I. D. Williams, D. Zhu and B. Z. Tang, Synthesis, Light Emission, Nanoaggregation, and Restricted Intramolecular Rotation of 1,1-Substituted 2,3,4,5-Tetraphenylsiloles, *Chem. Mater.*, 2003, **15**, 1535–1546.
- 7 T. Zhang, Y. Jiang, Y. Niu, D. Wang, Q. Peng and Z. Shuai, Aggregation Effects on the Optical Emission of 1,1,2,3,4,5-Hexaphenylsilole (HPS): A QM/MM Study, *J. Phys. Chem. A*, 2014, **118**, 9094–9104.
- 8 Y. Chen, J. W. Y. Lam, R. T. K. Kwok, B. Liu and B. Z. Tang, Aggregation-Induced Emission: Fundamental Understanding and Future Developments, *Mater. Horiz.*, 2019, **6**, 428–433.
- 9 X. Zhan, S. Barlow and S. R. Marder, Substituent Effects on the Electronic Structure of Siloles, *Chem. Commun.*, 2009, 1948–1955.
- 10 (a) Y. Hong, J. W. Y. Lam and B. Z. Tang, Aggregation-Induced Emission: Phenomenon, Mechanism and Applications, *Chem. Commun.*, 2009, 4332–4353; (b) Y. Hong, J. W. Y. Lam and B. Z. Tang, Aggregation-Induced Emission, *Chem. Soc. Rev.*, 2011, **40**, 5361–5388; (c) Z. Zhao, B. He and B. Z. Tang, Aggregation-Induced Emission of Siloles, *Chem. Sci.*, 2015, **6**, 5347–5365.
- 11 (a) L. Yang, J. Ye, L. Xu, X. Yang, W. Gong, Y. Lin and G. Ning, Synthesis and Properties of Aggregation-Induced Emission Enhancement Compounds Derived from Triarylcyclopentadiene, *RSC Adv.*, 2012, **2**, 11529–11535; (b) Z. Ruan, L. Li, C. Wang, Y. Xie, Q. Hu, Q. Peng, S. Ye, Q. Li and Z. Li, Tetraphenylcyclopentadiene Derivatives: Aggregation-Induced Emission, Adjustable Luminescence from Green to Blue, Efficient Undoped OLED Performance and Good Mechanochromic Properties, *Small*, 2016, **12**, 6623–6632; (c) J. Ye, X. Huang, Y. Li, T. Zheng, G. Ning, J. Liang, Y. Liu and Y. Wang, AIEE-active blue-emitting molecules derived from methoxyl-decorated triarylcyclopentadienes: synthesis, crystal structures, photophysical and electroluminescence properties, *Dyes Pigm.*, 2017, **147**, 465–475; (d) L. Stojanović and R. Crespo-Otero, Understanding Aggregation Induced Emission in a Propeller-Shaped Blue Emitter, *ChemPhotoChem*, 2019, **3**, 907–915; (e) Y. Xiao, H.-D. Peng, J.-Y. Wang, H.-D. Wu, Z.-H. Liu and G.-B. Pan, The Facile Synthesis and Optical Waveguide Properties of Single-Crystal 1,2,3,4,5-Pentaphenyl-1,3-Cyclopentadiene Microrods, *Phys. Chem. Chem. Phys.*, 2016, **18**, 7019–7022.
- 12 C. F. H. Allen and J. A. VanAllan, The Thermal Decomposition of Certain Polyarylated Carbinols, *J. Am. Chem. Soc.*, 1943, **65**, 1384–1389.
- 13 A. K. Youssef and M. A. Ogliaruso, Correction of the Literature Concerning Reactions of Polyarylated Carbinols. Novel Suprafacial [1,5] Sigmatropic Rearrangement, *J. Org. Chem.*, 1972, **37**, 2601–2604.
- 14 In addition to **1a**, only two other hexaarylcyclopentadiene derivatives are mentioned in the literature, in an electrochemical study and in a patent, but their synthesis is not detailed: (a) A. A. Bumber G. A. Dushenko, I. A. Profatilova, A. A. Arutyunyants and I. E. Mikhailov, Electrochemical Conversions of Pentaphenyl (Methoxycarbonyl)Cyclopentadiene Derivatives, *Russ. J. Electrochem.*, 2000, **36**, 553–556; (b) J. Hatakeyama and T. Ogihara, Pattern forming process, *US Pat.*, 9122147B2, 2015.
- 15 (a) L. D. Field, C. M. Lindall, A. F. Masters and G. K. B. Clentsmith, Penta-Arylcyclopentadienyl Complexes, *Coord. Chem. Rev.*, 2011, **255**, 1733–1790; (b) G. R. Giesbrecht, J. C. Gordon, D. L. Clark and B. L. Scott, Synthesis, Structure and Solution Dynamics of Lithium Salts of Superbulky Cyclopentadienyl Ligands, *Dalton Trans.*, 2003, 2658–2665; (c) O. Oms, T. Jarrosson, L. H. Tong, A. Vaccaro, G. Bernardinelli and A. F. Williams, Synthesis of Planar Five-Connected Nodal Ligands, *Chem.–Eur. J.*, 2009, **15**, 5012–5022; (d) U. Chakraborty, M. Modl, B. Mühldorf, M. Bodensteiner, S. Demeshko, N. J. C. van Velzen, M. Scheer, S. Harder and R. Wolf, Pentaarylcyclopentadienyl Iron, Cobalt, and Nickel Halides, *Inorg. Chem.*, 2016, **55**, 3065–3074; (e) C. Kammerer and G. Rapenne, Scorpionate Hydrotris(Indazolyl)Borate Ligands as Tripodal Platforms for Surface-Mounted Molecular Gears and Motors, *Eur. J. Inorg. Chem.*, 2016, 2214–2226; (f) X. Shi, G. Qin, Y. Wang, L. Zhao, Z. Liu and J. Cheng, Super-Bulky Penta-Arylcyclopentadienyl Ligands: Isolation of the Full Range of Half-Sandwich Heavy Alkaline-Earth Metal Hydrides, *Angew. Chem., Int. Ed.*, 2019, **58**, 4356–4360; (g) Y. Schulte, H. Weinert, C. Wölper and S. Schulz, Direct Synthesis of Pentaarylcyclopentadienyl Sandwich and Half-Sandwich Complexes of s-, p-, and d-Block Metals, *Organometallics*, 2020, **39**, 206–216; (h) R. Asato, C. J. Martin, Y. Gisbert, S. Abid, T. Kawai, C. Kammerer and G. Rapenne, Ruthenium Complexes of Sterically-Hindered Pentaarylcyclopentadienyl Ligands, *RSC Adv.*, 2021, **11**, 20207–20215; (i) G. Hierlmeier and R. Wolf, Bulking up Cp BIG : A Penta-Terphenyl Cyclopentadienyl Ligand, *Organometallics*, 2022, **41**, 776–784; (j) A. C. G. Shephard, A. Delon, S. Chevreux, A. Martinez, Z. Guo, G. B. Deacon, G. Lemercier, N. McClenaghan, G. Jonusauskas, P. C. Junk and F. Jaroschik, Divalent Ansa-Octaphenylanthanocenes: Synthesis, Structures, and EuII Luminescence, *Inorg. Chem.*, 2023, DOI: [10.1021/acs.inorgchem.3c01062](https://doi.org/10.1021/acs.inorgchem.3c01062).
- 16 (a) G. Vives, H.-P. Jacquot de Rouville, A. Carella, J.-P. Launay and G. Rapenne, Prototypes of Molecular Motors Based on Star-Shaped Organometallic Ruthenium Complexes, *Chem. Soc. Rev.*, 2009, **38**, 1551–1561; (b) U. G. E. Perera, F. Ample, H. Kersell, Y. Zhang, G. Vives, J. Echeverria, M. Grisolia, G. Rapenne, C. Joachim and S.-W. Hla, Controlled Clockwise and Anticlockwise Rotational Switching of a Molecular Motor, *Nat. Nanotechnol.*, 2013, **8**, 46–51; (c) Y. Zhang, J. P. Calupitan, T. Rojas, R. Tumbleson, G. Erbland, C. Kammerer, T. M. Ajayi, S. Wang, L. A. Curtiss, A. T. Ngo, S. E. Ulloa, G. Rapenne and S.-W. Hla, A Chiral Molecular Propeller Designed for Unidirectional Rotations on a Surface, *Nat. Commun.*,



- 2019, **10**, 3742; (d) R. Asato, C. J. Martin, S. Abid, Y. Gisbert, F. Asanoma, T. Nakashima, C. Kammerer, T. Kawai and G. Rapenne, Molecular Rotor Functionalized with a Photoresponsive Brake, *Inorg. Chem.*, 2021, **60**, 3492–3501.
- 17 (a) G. Erbland, S. Abid, Y. Gisbert, N. Saffon-Merceron, Y. Hashimoto, L. Andreoni, T. Guérin, C. Kammerer and G. Rapenne, Star-Shaped Ruthenium Complexes as Prototypes of Molecular Gears, *Chem.–Eur. J.*, 2019, **25**, 16328–16339; (b) Y. Gisbert, S. Abid, G. Bertrand, N. Saffon-Merceron, C. Kammerer and G. Rapenne, Modular Synthesis of Pentaarylcyclopentadienyl Ru-Based Molecular Machines via Sequential Pd-Catalysed Cross Couplings, *Chem. Commun.*, 2019, **55**, 14689–14692; (c) K. H. Au Yeung, T. Kühne, F. Eisenhut, M. Kleinwächter, Y. Gisbert, R. Robles, N. Lorente, G. Cuniberti, C. Joachim, G. Rapenne, C. Kammerer and F. Moresco, Transmitting Stepwise Rotation among Three Molecule-Gear on the Au(111) Surface, *J. Phys. Chem. Lett.*, 2020, **11**, 6892–6899; (d) S. Abid, Y. Gisbert, M. Kojima, N. Saffon-Merceron, J. Cuny, C. Kammerer and G. Rapenne, Desymmetrised Pentaporphyrinic Gears Mounted on Metallo-Organic Anchors, *Chem. Sci.*, 2021, **12**, 4709–4721.
- 18 Y. Gisbert, S. Abid, C. Kammerer and G. Rapenne, Divergent Synthesis of Molecular Winch Prototypes, *Chem.–Eur. J.*, 2021, **27**, 16242–16249.
- 19 A. Frei, Synthetic Routes towards Multifunctional Cyclopentadienes, *Chem.–Eur. J.*, 2019, **25**, 7074–7090.
- 20 (a) M. Miura, S. Pivsa-Art, T. Satoh, M. Nomura, M. Miura, G. Dyker and J. Heiermann, Palladium-Catalysed Reaction of Aryl Bromides with Metallocenes to Produce Pentaarylated Cyclopentadienes, *Chem. Commun.*, 1998, 1889–1890; (b) G. Dyker, J. Heiermann, M. Miura, J.-I. Inoh, S. Pivsa-Art, T. Satoh and M. Nomura, Palladium-Catalyzed Arylation of Cyclopentadienes, *Chem.–Eur. J.*, 2000, **6**, 3426–3433.
- 21 G. Dyker, J. Heiermann and M. Miura, New Aspects of Synthesis and Properties of Arylated Cyclopentadienes, *Adv. Synth. Catal.*, 2003, **345**, 1127–1132.
- 22 For reviews, see: (a) G. Evano N. Blanchard and M. Toumi, Copper-Mediated Coupling Reactions and Their Applications in Natural Products and Designed Biomolecules Synthesis, *Chem. Rev.*, 2008, **108**, 3054–3131; (b) F. Monnier and M. Taillefer, Catalytic C-C, C-N, and C-O Ullmann-Type Coupling Reactions, *Angew. Chem., Int. Ed.*, 2009, **48**, 6954–6971; (c) I. P. Beletskaya and A. Y. Fedorov, Modern copper-catalyzed Hurtley reaction: efficient C-arylation of CH-acid derivatives, in *Copper-Mediated Cross-Coupling Reactions*, ed. G. Evano and N. Blanchard, John Wiley & Sons, Hoboken, New Jersey, USA, 2014, ch. 8, pp. 283–311.
- 23 For selected examples, see: (a) W. R. H. Hurtley CCXLIV.—Replacement of Halogen in Orthobromo-Benzoic Acid, *J. Chem. Soc.*, 1929, 1870–1873; (b) K. Okuro, M. Furuune, M. Miura and M. Nomura, Copper-Catalyzed Reaction of Aryl Iodides with Active Methylene Compounds, *J. Org. Chem.*, 1993, **58**, 7606–7607; (c) X. Xie, G. Cai and D. Ma, CuI/l-Proline-Catalyzed Coupling Reactions of Aryl Halides with Activated Methylene Compounds, *Org. Lett.*, 2005, **7**, 4693–4695.
- 24 Data from reference (6). CCDC-195948 contains the crystallographic data for hexaphenylsilole.
- 25 (a) Z. Huang and J. F. Hartwig, Copper(I) Enolate Complexes in α -Arylation Reactions: Synthesis, Reactivity, and Mechanism, *Angew. Chem., Int. Ed.*, 2012, **51**, 1028–1032; (b) M. Rovira, M. Font and X. Ribas, Model C-C Hurtley Coupling Catalysis That Operates through a Well-Defined CuI/CuIII Mechanism, *ChemCatChem*, 2013, **5**, 687–691.
- 26 For reviews, see: (a) S. Mori and E. Nakamura Mechanisms of copper-mediated addition and substitution reactions, in *Modern Organocopper Chemistry*, ed. N. Krause, Wiley-VCH, Weinheim, 2002, ch. 10, pp. 315–346; (b) E. Sperotto, G. P. M. van Klink, G. van Koten and J. G. de Vries, The Mechanism of the Modified Ullmann Reaction, *Dalton Trans.*, 2010, **39**, 10338–10351; (c) C. Sambigiato, S. P. Marsden, A. J. Blacker and P. C. McGowan, Copper Catalysed Ullmann Type Chemistry: From Mechanistic Aspects to Modern Development, *Chem. Soc. Rev.*, 2014, **43**, 3525–3550.
- 27 For selected examples, see: (a) G. O. Jones P. Liu, K. N. Houk and S. L. Buchwald, Computational Explorations of Mechanisms and Ligand-Directed Selectivities of Copper-Catalyzed Ullmann-Type Reactions, *J. Am. Chem. Soc.*, 2010, **132**, 6205–6213; (b) M. Wang, T. Fan and Z. Lin, DFT Studies on Copper-Catalyzed Arylation of Aromatic C-H Bonds, *Organometallics*, 2012, **31**, 560–569.
- 28 L. D. Field, T. W. Hambley, C. M. Lindall and A. F. Masters, Crystal and Molecular Structures of Pentaphenylcyclopentadiene and of an Isomer, 4,8-Diphenyltribenzo[b,f,i]Tricyclo[6.2.1.01,5]Undecane, the Product of a Novel Metal-Assisted Photoreaction, *Inorg. Chem.*, 1992, **31**, 2366–2370.
- 29 (a) C. J. Bhongale, C.-W. Chang, E. Wei-Guang Diao, C.-S. Hsu, Y. Dong and B.-Z. Tang, Formation of Nanostructures of Hexaphenylsilole with Enhanced Color-Tunable Emissions, *Chem. Phys. Lett.*, 2006, **419**, 444–449; (b) S. Xue, L. Meng, R. Wen, L. Shi, J. W. Lam, Z. Tang, B. S. Li and B. Z. Tang, Unexpected Aggregation Induced Circular Dichroism, Circular Polarized Luminescence and Helical Assembly from Achiral Hexaphenylsilole (HPS), *RSC Adv.*, 2017, **7**, 24841–24847.
- 30 (a) T. P. I. Saragi, T. Spehr, A. Siebert, T. Fuhrmann-Lieker and J. Salbeck, Spiro Compounds for Organic Optoelectronics, *Chem. Rev.*, 2007, **107**, 1011–1065; (b) S. Liu, D. Xia and M. Baumgarten, Rigidly Fused Spiro-Conjugated π -Systems, *ChemPlusChem*, 2021, **86**, 36–48; (c) Y.-K. Qu, Q. Zheng, J. Fan, L.-S. Liao and Z.-Q. Jiang, Spiro Compounds for Organic Light-Emitting Diodes, *Acc. Mater. Res.*, 2021, **2**, 1261–1271.
- 31 Y.-T. Wu, M.-Y. Kuo, Y.-T. Chang, C.-C. Shin, T.-C. Wu, C.-C. Tai, T.-H. Cheng and W.-S. Liu, Synthesis, Structure, and Photophysical Properties of Highly Substituted 8,8a-Dihydrocyclopenta[a]Indenes, *Angew. Chem., Int. Ed.*, 2008, **47**, 9891–9894.



- 32 (a) P. Šebek, P. Sedmera, S. Böhm and J. Kuthan, Sigmatropic Isomerization of Tetraphenylcyclopentadienes: Reaction Mechanism and Quantum Chemical Treatment, *Collect. Czech. Chem. Commun.*, 1993, **58**, 882–892; (b) C. Manning, M. R. McClory and J. J. McCullough, Sigmatropic Rearrangements of 1,1-Diarylindenes. Migratory Aptitudes of Aryl Migration in the Ground and Electronically Excited States, *J. Org. Chem.*, 1981, **46**, 919–930; (c) G. B. I. Oldaker, T. A. Perfetti and M. A. Ogliaruso, Reactions of Polyarylated Carbinols. 6. Kinetics of the Thermal [1,5] Sigmatropic Phenyl and Para-Substituted-Phenyl Rearrangements in 3,4-Bis[*p*-Substituted-Phenyl]-1,2,5-Triphenyl-2,4-Cyclopentadien-1-Ols and 1-[*p*-Substituted-Phenyl]-2,3,4,5-Tetraphenyl-2,4-Cyclopentadien-1-Ols, *J. Org. Chem.*, 1980, **45**, 3910–3912.
- 33 (a) C. Poriel, L. Sicard and J. Rault-Berthelot, New Generations of Spirobifluorene Regioisomers for Organic Electronics: Tuning Electronic Properties with the Substitution Pattern, *Chem. Commun.*, 2019, **55**, 14238–14254; (b) S. Maddala, A. Panua and P. Venkatakrishnan, Steering Scholl Oxidative Heterocoupling by Tuning Topology and Electronics for Building Thiananographenes and Their Functional N-/C-Congeners, *Chem.–Eur. J.*, 2021, **27**, 16013–16020.
- 34 G. B. Áti, D. Csókás and M. C. Stuparu, Mechanochemical Scholl Reaction on Phenylated Cyclopentadiene Core: One-Step Synthesis of Fluoreno[5]Helicenes, *Chem.–Eur. J.*, 2023, e202302971.
- 35 M. Kanthak, E. Muth and G. Dyker, Hydrogenation and Dehydrogenation of Pentaphenylcyclopentadienes and Pentaphenylcyclopentenes, *Eur. J. Org. Chem.*, 2010, 6084–6091.
- 36 (a) M. Grzybowski, B. Sadowski, H. Butenschön and D. T. Gryko, Synthetic Applications of Oxidative Aromatic Coupling—From Biphenols to Nanographenes, *Angew. Chem., Int. Ed.*, 2020, **59**, 2998–3027; (b) R. S. Jassas, E. U. Mughal, A. Sadiq, R. I. Alsantali, M. M. Al-Rooqi, N. Naeem, Z. Moussa and S. A. Ahmed, Scholl Reaction as a Powerful Tool for the Synthesis of Nanographenes: A Systematic Review, *RSC Adv.*, 2021, **11**, 32158–32202; (c) Y. Zhang, S. H. Pun and Q. Miao, The Scholl Reaction as a Powerful Tool for Synthesis of Curved Polycyclic Aromatics, *Chem. Rev.*, 2022, **122**, 14554–14593; (d) H. P. Jacquot de Rouville, R. Garbage, R. E. Cook, A. R. Pujol, A. M. Sirven and G. Rapenne, Synthesis of Polycyclic Aromatic Hydrocarbon-Based Nanovehicles Equipped with Triptycene Wheels, *Chem.–Eur. J.*, 2012, **18**, 3023–3031.
- 37 (a) P. Ravat, Carbo[*n*]Helicenes Restricted to Enantiomerize: An Insight into the Design Process of Configurationally Stable Functional Chiral PAHs, *Chem.–Eur. J.*, 2021, **27**, 3957–3967; (b) L. Pallova, L. Abella, M. Jean, N. Vanthuyne, C. Barthes, L. Vendier, J. Autschbach, J. Crassous, S. Bastin and V. César, Helical Chiral *N*-Heterocyclic Carbene Ligands in Enantioselective Gold Catalysis, *Chem.–Eur. J.*, 2022, **28**, e202200166.
- 38 C. Kitamura, Y. Tanigawa, T. Kobayashi, H. Naito, H. Kurata and T. Kawase, 17,17-Dialkyltetraenzo[*a,c,g,i*]Fluorenes with Extremely High Solid-State Fluorescent Quantum Yields: Relationship between Crystal Structure and Fluorescent Properties, *Tetrahedron*, 2012, **68**, 1688–1694.
- 39 (a) Y. Han, L. Bai, J. Lin, X. Ding, L. Xie and W. Huang, Diarylfluorene-Based Organic Semiconductor Materials toward Optoelectronic Applications, *Adv. Funct. Mater.*, 2021, **31**, 2105092; (b) J.-J. Chen, S. Onogi, Y.-C. Hsieh, C.-C. Hsiao, S. Higashibayashi, H. Sakurai and Y.-T. Wu, Palladium-Catalyzed Arylation of Methylene-Bridged Polyarenes: Synthesis and Structures of 9-Arylfluorene Derivatives, *Adv. Synth. Catal.*, 2012, **354**, 1551–1558.

