

RESEARCH ARTICLE

View Article Online

View Journal | View Issue

Cite this: *Inorg. Chem. Front.*, 2024, **11**, 3150

Discovery of excellent ultraviolet nonlinear optical materials in chlorates and bromates with highly stereochemically active lone pairs†

Chun-Li Hu,^{a,b} Qian-Qian Chen,^b Fang Kong ^b and Jiang-Gao Mao ^{*a,b}

The discovery of short-wave ultraviolet (SWUV, $\lambda_{\text{PM}} < 266$ nm, PM = phase-matching) and deep ultraviolet (DUV, $\lambda_{\text{PM}} < 200$ nm) nonlinear optical (NLO) crystals is urgently required and full of challenges. Unlike the conventional strategy of using π -conjugated groups (such as BO_3) as core motifs for constructing UV NLO crystals, herein the long-neglected stereochemically active lone pair (SCALP) groups ClO_3 and BrO_3 are innovatively proposed to be good UV NLO functional motifs based on the group property prediction, and the NLO performance of chlorates and bromates has been investigated systematically for the first time by first-principles methods. Benefiting from the high polarizability of ClO_3 and BrO_3 and their favorable alignments, the halate crystals AClO_3 and ABrO_3 ($\text{A} = \text{NH}_4$, K, Rb and Cs) exhibit high SHG coefficients comparable to that of classical $\beta\text{-BaB}_2\text{O}_4$ ($4.2\text{--}4.8 \times \text{KDP}$ for AClO_3 and $6.1\text{--}7.1 \times \text{KDP}$ for ABrO_3). Meanwhile, their wide band gaps and large optical anisotropy lead to very short λ_{PM} deep into DUV and SWUV (185–195 nm for AClO_3 and 210–220 nm for ABrO_3). Remarkably, ABrO_3 shows a rare full-wave-length phase-matching capability. Hence AClO_3 and ABrO_3 could be promising DUV and SWUV NLO candidates, respectively, and the UV NLO potential of ClO_3 and BrO_3 is further demonstrated by profound mechanism analysis. This work opens up a new avenue for the development of SWUV and even DUV NLO materials.

Received 20th February 2024,

Accepted 26th March 2024

DOI: 10.1039/d4qi00462k

rsc.li/frontiers-inorganic

Introduction

As vital optoelectronic functional materials, nonlinear optical (NLO) crystals can extend limited and fixed laser wavelengths to the ultraviolet and infrared spectral ranges through various kinds of frequency conversion techniques, such as second harmonic generation (SHG), *etc.* Due to their wide applications in many important fields, such as ultrahigh-resolution laser lithography, biomedicine and high-precision scientific instruments, short-wave ultraviolet (SWUV, $\lambda_{\text{PM}} < 266$ nm, PM = phase-matching) and deep ultraviolet (DUV, $\lambda_{\text{PM}} < 200$ nm) NLO crystals have attracted ever-growing attention from chemists and materials scientists.^{1–5}

The indispensable prerequisite for being an NLO crystal is the noncentrosymmetric structure constructed by NLO functional motifs.^{6,7} Over the past decades, several important NLO-active motifs with wide UV transmittance windows, including

the π -conjugated BO_3 , CO_3 and $\text{C}(\text{NH}_2)_3$ planar triangles and the σ -bonded $\text{BO}_n\text{F}_{4-n}$ and $\text{PO}_n\text{F}_{4-n}$ tetrahedra, have been frequently involved in the exploration of UV NLO materials and some potential SWUV and DUV NLO borates, carbonates, guanidinium salts and phosphates have been developed, including the notable $\beta\text{-BaB}_2\text{O}_4$ ($\beta\text{-BBO}$) and $\text{KBe}_2\text{BO}_3\text{F}_2$ (KBBF), as well as the newly discovered $\text{CsB}_4\text{O}_6\text{F}$, $\text{C}(\text{NH}_2)_3\text{BF}_4$, ABCO_3F , $\text{NaNH}_4\text{PO}_3\text{F}\cdot\text{H}_2\text{O}$, *etc.*^{8–12}

The stereochemically active lone pair (SCALP) groups, represented by IO_3 , SeO_3 and TeO_3 , exhibit their natural advantages in the nonlinear optical field because the SCALP electrons can induce cations (I^{5+} , Se^{4+} and Te^{4+}) to undergo second-order Jahn–Teller (SOJT) distortion and endow the groups with large hyperpolarizability and polarizability anisotropy.^{13,14} In recent years, numerous excellent NLO crystals with such groups have been discovered, such as AlO_3 ($\text{A} = \text{Li}$, Rb, Cs), $\text{Li}_2\text{M}(\text{IO}_3)_6$ ($\text{M} = \text{Ge}$, Sn, Ti), BiFSeO_3 , $\text{Pb}_2\text{Bi}(\text{SeO}_3)_2\text{Cl}_3$, $\text{TlSb}_3\text{Te}_2\text{O}_{12}$, *etc.*^{15–23} They are mostly only used in the IR NLO field due to their relatively small band gaps. Therefore, the SCALP groups are generally considered to be the IR NLO-active motifs rather than the UV ones. However, our calculations have revealed that other less-common SCALP groups have the potential to be excellent UV NLO-active motifs.

The elements chlorine and bromine are located in the same main group as iodine in the periodic table and have the penta-

^aFujian Science & Technology Innovation Laboratory for Optoelectronic Information of China, Fuzhou, Fujian 350108, P. R. China. E-mail: mjj@fjirm.ac.cn

^bState Key Laboratory of Structural Chemistry, Fujian Institute of Research on the Structure of Matter, Chinese Academy of Sciences, Fuzhou 350002, P. R. China

†Electronic supplementary information (ESI) available: Calculated band structures, refractive index curves and the electron localization function. See DOI: <https://doi.org/10.1039/d4qi00462k>

valent ionic forms with $\text{Cl}^{5+}\text{-}3s^2$ and $\text{Br}^{5+}\text{-}4s^2$ SCALP electrons. Like I^{5+} in iodates, Cl^{5+} and Br^{5+} are commonly found in the forms of ClO_3 and BrO_3 , and the coordinated oxygen atoms also adopt a lopsided mode in the known chlorates and bromates.^{24,25} We have performed the quantum chemical calculations on the microscopic NLO properties of ClO_3 and BrO_3 using Gaussian09,²⁶ and the results are shown in Fig. 1. First, the HOMO–LUMO gaps of ClO_3 and BrO_3 are calculated to be 8.23 and 7.17 eV, respectively, which fall within the UV (even deep-UV) region and are comparable to those of BO_3 and CO_3 (especially for ClO_3); moreover, due to the SCALP effect, ClO_3 and BrO_3 possess relatively large hyperpolarizabilities of 36.08 and 39.53 a.u., respectively, which are superior to BO_3 and CO_3 though inferior to IO_3 . Meanwhile, their polarizability anisotropy is sufficiently large and comparable to that of IO_3 , enabling them to achieve shorter-wavelength phase-matching SHG output. Therefore, given the favorable properties of the microscopic groups, chlorates and bromates have the potential to be UV (even short-wave UV and deep-UV) NLO candidates. However, few exploratory studies on the NLO properties of chlorates and bromates have been reported to date.²⁷

In this work, the potential of chlorates and bromates as UV NLO materials is systematically explored for the first time. We search the Inorganic Crystal Structure Database (ICSD) for noncentrosymmetric ternary chlorates and bromates, excluding fluorides, transition metal and rare earth halates and non-stoichiometric compounds. Cubic symmetric compounds, such as NaClO_3 and NaBrO_3 ($P_{21}3$, No. 198), are also excluded because they cannot achieve phase-matching.^{28,29} In this way, 15 cases of ternary main group chlorates and bromates are finally screened out and their NLO-related properties are carefully studied by first-principles methods. The results indicate that the halate crystals AClO_3 and ABrO_3 ($A = \text{NH}_4, \text{K}, \text{Rb}$ and Cs) with well-aligned motifs exhibit excellent UV NLO performance, including very short λ_{PM} deep into SWUV and DUV together with high SHG coefficients comparable to $\beta\text{-BaB}_2\text{O}_4$,

being highlighted as important candidates for solar blind and even DUV NLO materials.

Methods

The crystal structures of the halates are fully relaxed by employing the pseudopotential plane-wave method based on density functional theory within the total energy code of CASTEP.^{30–32} Based on the optimized structures, the electronic structures and optical properties are also calculated. We choose the GGA-PBE functional and norm-conserving pseudopotential, in which $\text{Cl-}3s^23p^5$, $\text{O-}2s^22p^4$, $\text{K-}3s^23p^64s^1$, $\text{Rb-}4s^24p^65s^1$, $\text{Cs-}5s^25p^66s^1$, $\text{Sr-}4s^24p^65s^2$, $\text{Ba-}5s^25p^66s^2$, $\text{Tl-}5d^{10}6s^26p^1$, $\text{Pb-}5s^25p^65d^{10}6s^26p^2$, $\text{Bi-}5d^{10}6s^26p^3$, $\text{N-}2s^22p^3$ and $\text{H-}1s^1$ are considered as valence electrons.^{33,34} The number of plane waves is determined by the cutoff energies of 820 and 750 eV for $\text{Pb}(\text{ClO}_3)_2$ and other compounds, respectively, while the Monkhorst–Pack k -point separation is set to 0.04 \AA^{-1} to perform numerical integration of the Brillouin zone. During the optical property calculations, the number of empty bands is set to twice the number of valence bands to ensure convergence of refractive indices and SHG coefficients.

It is well known that DFT-GGA cannot accurately describe the eigenvalues of the electronic states, leading to a quantitative underestimation of the band gaps. Thus, the hybrid exchange and correlation functional of HSE06 is used to obtain more accurate band gaps.³⁵ When assessing the optical properties, the scissor operators (the gap differences between hybrid HSE06 and conventional GGA-PBE) are applied. This strategy has been demonstrated to be effective and reliable for the evaluation of optical properties of compounds without experimental band gaps.³⁶

The NLO properties of the halates are calculated according to the full sum-over-states (SOS) formalism in the independent particle approximation,^{37,38} and the static second-order NLO susceptibility can be expressed as^{39,40}

$$\chi^{\alpha\beta\gamma} = \chi^{\alpha\beta\gamma}(\text{VE}) + \chi^{\alpha\beta\gamma}(\text{VH})$$

where $\chi^{\alpha\beta\gamma}(\text{VE})$ and $\chi^{\alpha\beta\gamma}(\text{VH})$ are the contributions to $\chi^{\alpha\beta\gamma}$ from virtual-electron and virtual-hole processes, respectively, and can be given by

$$\begin{aligned} \chi_{\alpha\beta\gamma}^{(2)}(\text{VE}) &= \frac{e^3}{2\hbar^2 m^3} \sum_{vcc'} \int \frac{d^3k}{4\pi^3} P(\alpha\beta\gamma) \text{Im} \left[p_{cv}^\alpha p_{cc'}^\beta p_{c'v}^\gamma \right] \\ &\quad \times \left(\frac{1}{\omega_{cv}^3 \omega_{v'c'}^2} + \frac{2}{\omega_{vc}^4 \omega_{c'v}^2} \right) \\ \chi_{\alpha\beta\gamma}^{(2)}(\text{VH}) &= \frac{e^3}{2\hbar^2 m^3} \sum_{vv'c} \int \frac{d^3k}{4\pi^3} P(\alpha\beta\gamma) \text{Im} \left[p_{vv'}^\alpha p_{v'c}^\beta p_{vc}^\gamma \right] \\ &\quad \times \left(\frac{1}{\omega_{cv}^3 \omega_{v'c}^2} + \frac{2}{\omega_{vc}^4 \omega_{c'v}^2} \right) \end{aligned}$$

Based on the SOS formalism, the “band-resolved” $\chi^{(2)}$ can be readily given, and the relationship between each band/orbital and a specific SHG coefficient ($d_{ij} = 1/2\chi^{(2)}$) can be con-

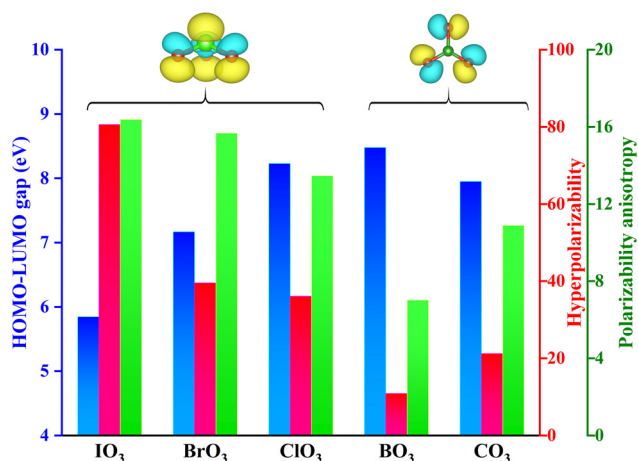


Fig. 1 Calculated HOMO–LUMO band gaps, hyperpolarizabilities and the polarizability anisotropy of ClO_3 and BrO_3 groups. The corresponding data of BO_3 , CO_3 and IO_3 are also calculated for comparison.

veniently established. Using the normalized SHG value of each band/orbital as the weighting coefficient, and summing all the SHG-weighted bands/orbitals in VB or CB over different k -points in space, the SHG-weighted electron density (SHG-density) can be obtained.⁴¹ Through the “SHG-density” plots, the crystal orbitals that make significant contributions to the optical nonlinearity can be intuitively visualized.

In addition, to reveal the structural origin of birefringence, the polarizability anisotropy-weighted electron density [PAWED, $\rho_{\Delta\chi}(r)$] has been defined.⁴² It contains two parts of contributions (VB and CB) and can be formulated as

$$\rho_{\Delta\chi}^{\text{VB}}(r) = \sum_i^{\text{VB}} \omega_i |\psi_i(r)|^2$$

$$\rho_{\Delta\chi}^{\text{CB}}(r) = \sum_i^{\text{CB}} \omega_i |\psi_i(r)|^2$$

where $|\psi_i(r)|^2$ is the electron density of the i th band/orbital; and ω_i is the weighting factor describing the contribution ratio of the i th band/orbital to the total polarizability anisotropy ($\Delta\chi^{(1)}$) of a crystal. In the low-frequency region, ω_i can finally be quantified by the dielectric function ε ,

$$\omega_i = \frac{\Delta\chi_i^{(1)}}{\Delta\chi^{(1)}} = \frac{\varepsilon_i(\alpha\alpha) - \varepsilon_i(\beta\beta)}{\varepsilon(\alpha\alpha) - \varepsilon(\beta\beta)}$$

By utilizing the PAWED technique, the group/ion contributions to the birefringence (optical anisotropy) of compounds can be identified.^{43,44}

Results and discussion

Crystal structures

Rigorous screening yields 15 cases of simple noncentrosymmetric chlorates and bromates, including AClO_3 ($A = \text{NH}_4, \text{K}, \text{Rb}, \text{Cs}, \text{Tl}$), $\text{M}(\text{ClO}_3)_2$ ($M = \text{Sr}, \text{Ba}, \text{Pb}$), ABrO_3 ($A = \text{K}, \text{Rb}, \text{Cs}, \text{Tl}$), $\text{M}(\text{BrO}_3)_2$ ($M = \text{Sr}, \text{Ba}$) and $\text{BiO}(\text{BrO}_3)$.^{24,25,45–50} We have

performed the structural optimization on them, and the structural rationality is proved by the suitable bond valence sum of 4.8–5.2 for $\text{Cl}^{5+}/\text{Br}^{5+}$ in $\text{ClO}_3/\text{BrO}_3$ groups. They are all in the polar crystal symmetries and most of them with similar chemical formula are isostructural and the crystal structures resemble one another.

For the alkali metal/alkaline earth metal and NH_4 halates, the anionic groups $\text{ClO}_3/\text{BrO}_3$ are all isolated, so the geometric structures can be regarded as zero-dimensional. AClO_3 and ABrO_3 ($A = \text{NH}_4, \text{K}, \text{Rb}, \text{Cs}, \text{Tl}$) are crystallized in the trigonal $R3m$ space group (No. 160) and the $\text{ClO}_3/\text{BrO}_3$ themselves have $C3v$ symmetry with three identical Cl–O/Br–O bonds and all the isolated groups show perfect alignment with the dipoles pointing towards the crystallographic axis c (Fig. 2a).^{24,25,45–47} $\text{M}(\text{ClO}_3)_2$ and $\text{M}(\text{BrO}_3)_2$ ($M = \text{Sr}, \text{Ba}$) belong to the lower-symmetry monoclinic or orthorhombic crystal systems: $\text{Sr}(\text{BrO}_3)_2$ crystallizes in the Cc space group (No. 9), while $\text{Sr}(\text{ClO}_3)_2$, $\text{Ba}(\text{ClO}_3)_2$ and $\text{Ba}(\text{BrO}_3)_2$ are in the $Fdd2$ space group (No. 43).^{48,49} They are all characterized by distorted triangular pyramidal $\text{ClO}_3/\text{BrO}_3$ and ionically bonded dodecahedral MO_8 .

It is interesting that Tl^+ also adopts a lopsided coordination style with three equivalent oxygen atoms in TlClO_3 and TlBrO_3 (Fig. 2b), but the stereochemical activity of the $\text{Tl}^+ - 6s^2$ lone pair is to be investigated. $\text{Pb}(\text{ClO}_3)_2$ is isostructural to Sr and Ba chlorates, and the Pb^{2+} cations are bisphenoidally coordinated with eight oxygen atoms from eight different ClO_3 , forming dodecahedral geometries (Fig. 2c).⁴⁹ The stereochemical activity of the $\text{Pb}^{2+} - 6s^2$ lone pairs is not obvious because the eight Pb–O bond lengths are relatively close, but this remains to be verified by electron localization function analysis. $\text{BiO}(\text{BrO}_3)$ crystallizes in the polar space group $Pca2_1$ (No. 29) and exhibits a layered structural topology with the BrO_3 neatly hanging up and down from the infinite $[\text{Bi}_2\text{O}_2]_\infty$ layers (Fig. 2d).⁵⁰

Nonlinear optics-related properties

For the noncentrosymmetric halates, we focus on their band gaps (UV transmittance), second-order nonlinear optical coefficients, birefringence (optical anisotropy) and phase-matching

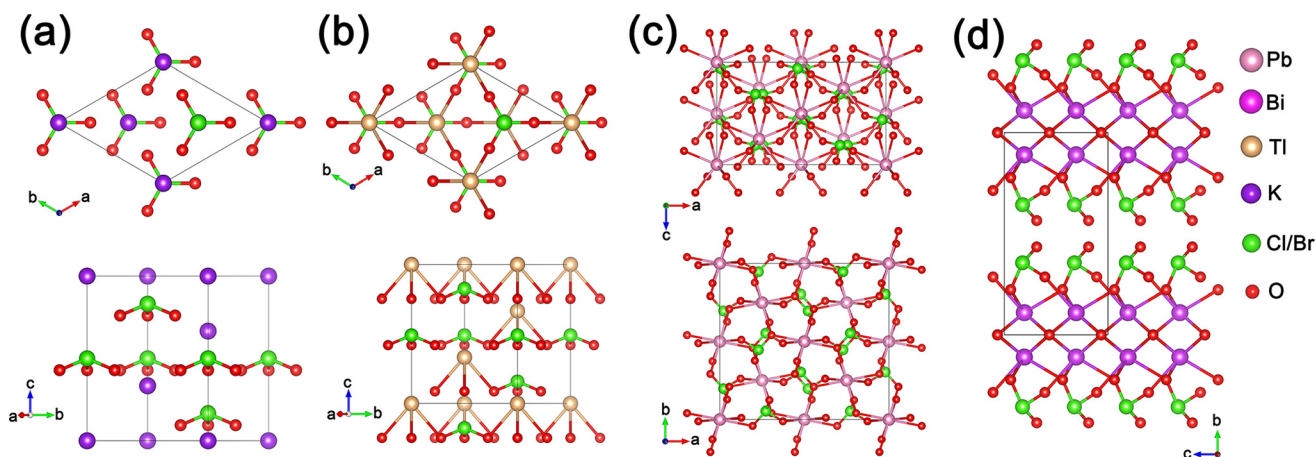


Fig. 2 Crystal structures of KClO_3 (a), TlClO_3 (b), $\text{Pb}(\text{ClO}_3)_2$ (c) and $\text{BiO}(\text{BrO}_3)$ (d).

properties, all of which are closely correlated to the practical applications of NLO materials. The calculated NLO-related property data of the halates are listed in Table 1, and RbIO_3 and CsIO_3 with available experimental/theoretical data are taken as references to check our computations. It is found that our calculated optical properties of RbIO_3 and CsIO_3 are in good agreement with the reported results, fully demonstrating the rationality and reliability of the calculation methods.

From the band structure data obtained by HSE06, we can see that there is an absolutely clear tendency for the band gaps of the halates being $E_g(\text{chlorate}) > E_g(\text{bromate}) > E_g(\text{iodate})$ (Fig. S1,† Fig. 3a and Table 1), which is in agreement

with the results of the microscopic groups. The band gaps of alkali metal/alkaline earth metal chlorates are as wide as 6.8–7.0 eV, being comparable to or larger than those of some classical borates, such as $\text{K}_2\text{Al}_2\text{B}_2\text{O}_7$ (6.89 eV), $\text{CsLiB}_6\text{O}_{10}$ (6.89 eV), $\text{Cs}_2\text{Al}_2(\text{B}_3\text{O}_6)_2\text{O}$ (7.05 eV), $\text{Rb}_3\text{Ba}_3\text{Li}_2\text{Al}_4\text{B}_6\text{O}_{20}\text{F}$ (6.26 eV), $\text{K}_3\text{Sr}_3\text{Li}_2\text{Al}_4\text{B}_6\text{O}_{20}\text{F}$ (6.53 eV), LaBGeO_5 (6.40 eV), the well-known UV NLO crystal $\beta\text{-BaB}_2\text{O}_4$ (6.43 eV), *etc.*^{51–56} Hence, they are all deep-UV transparent, which is the most important requirement for DUV NLO materials. For alkali metal/alkaline earth metal bromates, the band gaps range from 5.65 to 6.18 eV, comparable to or larger than many carbonates, such as ABCO_3F (A = alkali metal, B = alkaline earth metal, ~6.20 eV),

Table 1 Space groups, calculated band gaps (E_g) by hybrid HSE06, largest SHG coefficients (d_{ij}), birefringence at 1064 nm (Δn), UV cutoff wavelengths (λ_{cutoff}), shortest phase-matching wavelengths (λ_{PM}) and potential SHG applications for the halates

Material	Space group	E_g (eV)	d_{ij} (pm V ⁻¹)	Δn	λ_{cutoff} (nm)	λ_{PM} (nm)	Potential SHG application
$(\text{NH}_4)(\text{ClO}_3)$	<i>R3m</i>	6.79	$d_{11} = 1.80$	0.168	182.6	194.9	DUV
KClO_3	<i>R3m</i>	6.86	$d_{11} = 1.85$	0.186	180.8	185.3	DUV
RbClO_3	<i>R3m</i>	6.81	$d_{11} = 1.88$	0.176	182.1	189.9	DUV
CsClO_3	<i>R3m</i>	6.99	$d_{11} = 1.63$	0.159	177.4	188.7	DUV
TlClO_3	<i>R3m</i>	5.23	$d_{11} = 2.37$	0.173	237.1	273.9	1064 → 532 nm
$\text{Sr}(\text{ClO}_3)_2$	<i>Fdd2</i>	7.03	$d_{24} = 1.23$	0.084	176.4	260.5	532 → 266 nm
$\text{Ba}(\text{ClO}_3)_2$	<i>Fdd2</i>	6.97	$d_{24} = 1.19$	0.089	177.9	255.7	532 → 266 nm
$\text{Pb}(\text{ClO}_3)_2$	<i>Fdd2</i>	5.62	$d_{24} = 2.37$	0.102	220.6	336.5	1064 → 532 nm
KBrO_3	<i>R3m</i>	5.65	$d_{11} = 2.76$	0.227	219.5	219.5	532 → 266 nm
RbBrO_3	<i>R3m</i>	5.77	$d_{11} = 2.61$	0.218	214.9	214.9	532 → 266 nm
CsBrO_3	<i>R3m</i>	5.90	$d_{11} = 2.39$	0.203	210.2	210.2	532 → 266 nm
TlBrO_3	<i>R3m</i>	5.00	$d_{11} = 3.19$	0.213	248.0	278.8	1064 → 532 nm
$\text{Sr}(\text{BrO}_3)_2$	<i>Cc</i>	6.14	$d_{26} = 1.64$	0.062	202.0	352.4	1064 → 532 nm
$\text{Ba}(\text{BrO}_3)_2$	<i>Fdd2</i>	6.18	$d_{24} = 1.80$	0.091	200.6	299.6	1064 → 532 nm
$\text{BiO}(\text{BrO}_3)$ ⁵⁰	<i>Pca2_1</i>	3.89	$d_{15} = 2.35$	0.040	318.8	815.5	NPM in UV-Vis SHG output
RbIO_3 ¹⁶	<i>R3m</i>	3.52 ^a , 3.77 ^b 4.06 4.0 ^a	$d_{31} = 3.08$ 20 × KDP ^a	0.065 0.063 ^b	305.4	433.0	1064 → 532 nm
CsIO_3 ¹⁷	<i>R3m</i>	4.38 4.2 ^a	$d_{31} = 1.99$ 15 × KDP ^a	0.152 0.19 ^b	283.1	331.1	1064 → 532 nm

^a Experimentally measured data in references. ^b Theoretically calculated data in references.

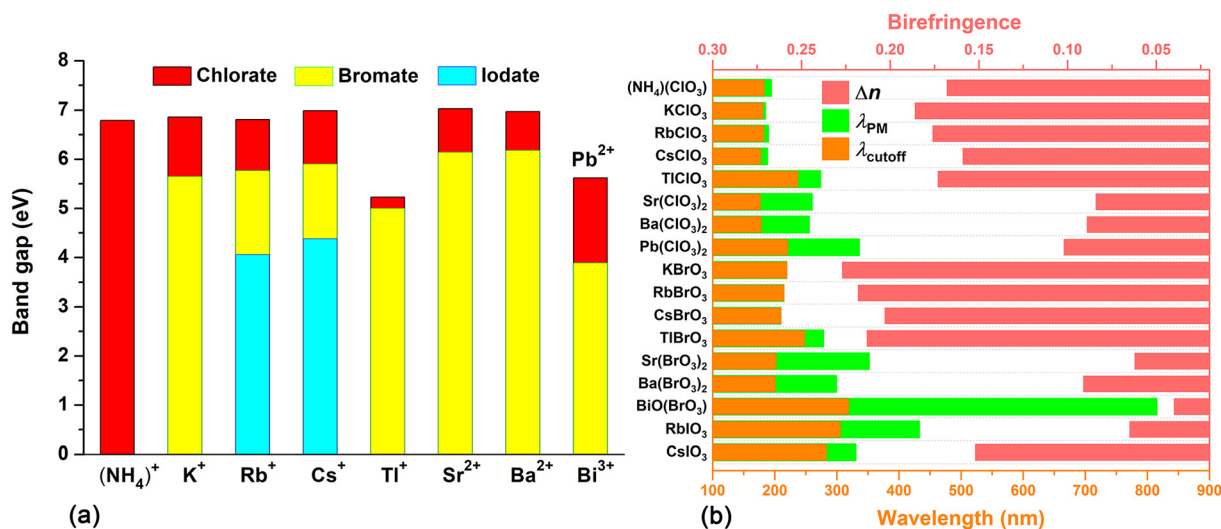


Fig. 3 (a) Distribution of band gaps of the halates and (b) summarization of the birefringence, UV cutoff wavelengths (λ_{cutoff}) and the shortest phase-matching wavelengths (λ_{PM}) for the halates.

$\text{Cs}_3\text{Ba}_4(\text{CO}_3)_3\text{F}_5$ (5.90 eV), $[\text{C}(\text{NH}_2)_3]_2\text{Zn}(\text{CO}_3)_2$ (5.90 eV), $\text{Zn}(\text{NH}_3)_3\text{CO}_3$ (6.08 eV), NaZnCO_3F (4.61 eV), $\text{Na}_4\text{Zn}(\text{CO}_3)_3$ (4.06 eV), *etc.*^{9,57–59} Although the band gaps of the bromates are narrower than those of the corresponding chlorates by up to 0.79–1.21 eV, they still can be used as UV optical materials considering the good transparency in the short-wave UV region. It is worth noting that the Tl, Pb and Bi halates have much narrower band gaps than the alkali metal/alkaline earth metal halates, which is caused by the intrinsic intra-shell s–p transitions in the Tl^+ , Pb^{2+} and Bi^{3+} cations.

From Table 1, we can see that for the alkali metal and ammonium chlorates with *R3m* symmetry, the largest SHG tensor d_{11} values are 1.63–1.88 pm V^{-1} , being up to 4.2–4.8 times that of KDP and 0.7–0.8 times that of $\beta\text{-BaB}_2\text{O}_4$, which have similar DUV transmittance to these chlorates. In comparison, the alkaline earth metal chlorates with *Fdd2* symmetry have relatively smaller SHG coefficients, where $d_{24} = 1.23 \text{ pm V}^{-1}$ for $\text{Sr}(\text{ClO}_3)_2$ and 1.19 pm V^{-1} for $\text{Ba}(\text{ClO}_3)_2$, but they are still 3 times larger than that of KDP and 0.5 times that of $\beta\text{-BaB}_2\text{O}_4$. Furthermore, the largest SHG tensors of TlClO_3 (d_{11}) and $\text{Pb}(\text{ClO}_3)_2$ (d_{24}) share the same value of 2.37 pm V^{-1} and are 6.1 times larger than that of KDP.

Not surprisingly, the SHG responses of the bromates are stronger than those of the corresponding chlorates, and there is a 35%–49% increase in SHG coefficients, resulting from the greater hyperpolarizability of BrO_3 compared to ClO_3 . Remarkably, the SHG effects of ABrO_3 ($A = \text{K, Rb, Cs}$; $d_{11} = 2.39\text{--}2.76 \text{ pm V}^{-1} \approx 6.1\text{--}7.1 \times \text{KDP}$) are greater than those of many NLO carbonates and cyanurates with similar band gaps, such as KCdCO_3F (5.46 eV & $5.2 \times \text{KDP}$), $\text{KLi}(\text{HC}_3\text{N}_3\text{O}_3) \cdot 2\text{H}_2\text{O}$ (5.23 eV & $5.3 \times \text{KDP}$), $\text{Ln}_5(\text{C}_3\text{N}_3\text{O}_3)(\text{OH})_{12}$ ($\text{Ln} = \text{Y, Lu}$; 5.28–5.51 eV & $2.5\text{--}4.2 \times \text{KDP}$), *etc.*^{60–62} Meanwhile, $\text{Sr}(\text{BrO}_3)_2$ in *Cc* and $\text{Ba}(\text{BrO}_3)_2$ in *Fdd2* show moderate SHG effects with the largest tensors being 1.64 and 1.80 pm V^{-1} , respectively. In addition, TlBrO_3 exhibits the highest SHG effect among the bromates ($d_{11} = 3.19 \text{ pm V}^{-1}$), which originates from its well-aligned motifs and smaller band gap. However, the SHG effect of $\text{BiO}(\text{BrO}_3)$ with its very narrow band gap (3.89 eV & $d_{15} = 2.35 \text{ pm V}^{-1}$) is weaker than those of the alkali metal bromates, which may be because the polarity of BrO_3 is partially cancelled out in the compound.

The calculated refractive index results (Fig. S2† and Table 1) indicate that AClO_3 and ABrO_3 ($A = \text{NH}_4, \text{K, Rb, Cs}$) in *R3m* possess very strong optical anisotropy and large birefringence (0.159–0.186 for AClO_3 and 0.203–0.227 for ABrO_3), enabling them to achieve phase-matching (PM) near their UV cutoff edges (λ_{cutoff} ; the deep-UV region for AClO_3 and the short-wave UV region for ABrO_3). In particular, ABrO_3 crystals ($A = \text{K, Rb}$ and Cs) are even full-wavelength phase-matchable (FWPM) owing to their sufficiently large birefringence and small dispersion extent of their refractive index curves. In comparison, the alkaline earth metal halates in *Fdd2* and *Cc* show relatively small birefringence (0.062–0.091@1064 nm) and thus cannot achieve PM SHG output near their λ_{cutoff} . For example, although the λ_{cutoff} values of $\text{Sr}(\text{ClO}_3)_2$ and $\text{Ba}(\text{ClO}_3)_2$ are as short as 176.4 and 177.9 nm in the deep-UV region, their

shortest PM wavelengths (λ_{PM}) are as long as 260.5 and 255.7 nm, implying that they can only output PM SHG light from 532 to 266 nm; so do $\text{Sr}(\text{BrO}_3)_2$ and $\text{Ba}(\text{BrO}_3)_2$, which can only output PM SHG light from 1064 to 532 nm, despite their much shorter λ_{cutoff} values of 202.0 and 200.6 nm. It is worth noting that $\text{BiO}(\text{BrO}_3)$ cannot realize phase-matching in the 1064 → 532 nm process due to its very small birefringence of 0.040@1064 nm. Interestingly, the birefringence Δn , the UV cutoff edges λ_{cutoff} and the shortest phase-matching wavelengths λ_{PM} of the halates are summarized in Fig. 3b, from which we can find the intrinsic relationship among the three optical indicators, *i.e.*, the larger the Δn , the closer the λ_{PM} is to λ_{cutoff} , even equalling λ_{cutoff} , namely the full-wavelength phase-matching (FWPM).¹¹

Summarizing the above results, it is found that AClO_3 ($A = \text{NH}_4, \text{K, Rb, Cs}$) can be promising DUV NLO crystals with strong SHG responses; meanwhile, $\text{M}(\text{ClO}_3)_2$ ($M = \text{Sr, Ba}$) and ABrO_3 ($A = \text{K, Rb, Cs}$), particularly the latter with higher SHG effects and FWPM capability, can be important short-wave UV NLO materials capable of producing a 266 nm laser by SHG or quadruple frequency generation techniques. In addition, TlClO_3 , $\text{Pb}(\text{ClO}_3)_2$, TlBrO_3 , $\text{Sr}(\text{BrO}_3)_2$ and $\text{Ba}(\text{BrO}_3)_2$ can also be potential SHG materials for application in the 1064 → 532 nm range of green light output.

Structure–property relationship

For the screened NLO halates, the typical KClO_3 , TlClO_3 and $\text{Pb}(\text{ClO}_3)_2$ are taken as representatives to study their electronic structures and analyze the origin of their strong SHG effects and large birefringence. The effects of Tl^+ and Pb^{2+} on the optical properties are also to be discussed.

From the partial density of states shown in Fig. 4a–c, it can be seen that there are fully overlapping electronic states between Cl and O in the VB range of $-12\text{--}-5 \text{ eV}$ and in the CB range of $5\text{--}10 \text{ eV}$, indicating the strong covalent interactions of Cl–O bonds in the halates. K-3p, Tl-5d and Pb-5d are highly localized in the deep energy levels ($<-8 \text{ eV}$), so they would have little effect on the optical properties. For KClO_3 , the upper part of VB is dominated by the O-2p nonbonding states, mixed with a few Cl-3s3p nonbonding states, and the lower part of CB consists of the unoccupied O-2p and Cl-3p orbitals, so the wide band gap of KClO_3 is determined by the ClO_3 groups. The electronic structures of TlClO_3 and $\text{Pb}(\text{ClO}_3)_2$ are more complicated: except for the usual O-2p and Cl-3s3p, Tl-6s6p and Pb-6s6p are also involved in the VB top and CB bottom, so their band gaps are determined by ClO_3 together with the $\text{Tl}^+/\text{Pb}^{2+}$ cations. Considering the much narrower band gaps of TlClO_3 and $\text{Pb}(\text{ClO}_3)_2$ compared to that of KClO_3 , it can be confirmed that $\text{Tl}^+/\text{Pb}^{2+}$ has a weakening effect on the band gaps of the compounds. To further investigate the stereoactivity of the lone pair electrons ($6s^2$) on the Tl^+ and Pb^{2+} cations, the electron localization functions (ELFs) of TlClO_3 and $\text{Pb}(\text{ClO}_3)_2$ are calculated and plotted with $\eta = 0.9$ (Fig. S3†). It clearly shows that there are lobe-like isosurfaces on the Cl^{5+} ions in both compounds, confirming the highly stereoactive $\text{Cl}^{5+}\text{-}3s^2$ lone pair, whereas the isosurfaces around

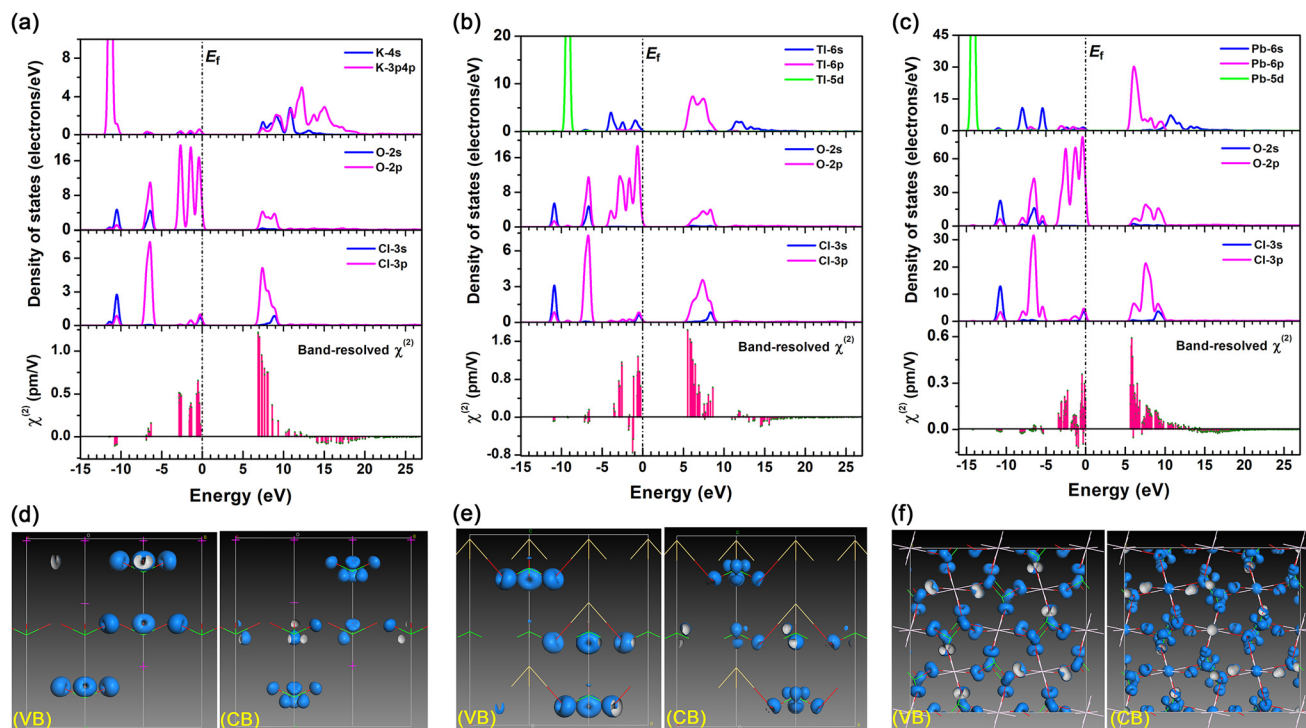


Fig. 4 Partial density of states and band-resolved NLO susceptibility $\chi^{(2)}$ (a–c) and SHG-density plots (d–f) for KClO_3 , TiClO_3 and $\text{Pb}(\text{ClO}_3)_2$, respectively.

Ti^+ and Pb^{2+} (especially Pb^{2+}) are nearly spherical, indicating that the Ti^+-6s^2 and $\text{Pb}^{2+}-6s^2$ lone pair electrons are much less stereoactive and almost inert.

Band-resolved $\chi^{(2)}$ and SHG-density techniques are used to explore the origin of the strong SHG effects for these simple halates. The former can help us to know which energy levels give large contributions to SHG, and the latter can intuitively show the specific SHG-contributing orbitals and atoms in real space. From the band-resolved $\chi^{(2)}$ in the bottom panels of the DOS graphs (Fig. 4a–c), we can see that the states distributed on both sides of their forbidden bands (–4–0 eV and 5–10 eV) give the majority of the SHG contributions, corresponding to O-2p nonbonding states and a small amount of Cl-3s3p, Ti-6s and Pb-6s6p states in VB and the empty orbitals of Cl-3p, O-2p, K-4s4p, Ti-6p and Pb-6p in CB. The SHG-density graphs (Fig. 4d–f) for the three compounds indicate that not all of the above electronic states are involved in contributing to the SHG process. In fact, only the nonbonding states of O-2p in VB and the unoccupied Cl-3p, O-2p and a few Pb-6p orbitals in CB make real contributions to the strong NLO responses of KClO_3 , TiClO_3 and $\text{Pb}(\text{ClO}_3)_2$. Furthermore, based on the SHG-density data, the contribution percentages of all groups and ions can be obtained (Table 2); apart from the core ClO_3 groups, which play an overwhelming role in the SHG effects, TlO_3 and PbO_8 groups also make some contributions, 29.37% and 26.17% respectively, while the contributions from K^+ are negligible.

In addition, we use the polarizability anisotropy-weighted electron density (PAWED) method to investigate the structural source of the large birefringence of these compounds

Table 2 Calculated contribution percentages of different groups to SHG coefficients and the birefringence for KClO_3 , TiClO_3 and $\text{Pb}(\text{ClO}_3)_2$

Material	Group	d_{ij} (pm V ⁻¹)	Δn
KClO_3	ClO_3 K^+	$d_{11} = 1.85$	0.186
		98.46%	96.78%
		1.53%	3.18%
TiClO_3	ClO_3 TlO_3	$d_{11} = 2.37$	0.173
		70.63%	74.00%
		29.37%	25.96%
$\text{Pb}(\text{ClO}_3)_2$	ClO_3 PbO_8	$d_{24} = 2.37$	0.102
		72.31%	73.22%
		26.17%	25.40%

(Fig. S4†). In VB, the birefringence originates from the O-2p nonbonding states, and in CB, it is mainly from the Cl-3p and O-2p, mixed with some Pb-6p empty orbitals. The calculated contribution values (Table 2) are similar to those obtained for SHG effects: ClO_3 groups also play a predominant role in generating large birefringence, while the contributions from TlO_3 and PbO_8 groups are not very large, which can be attributed to the almost inert stereoactivity of the $6s^2$ lone pairs on the Ti^+ and Pb^{2+} cations.

Conclusions

In summary, the long-neglected stereochemically active lone pair (SCALP) groups ClO_3 and BrO_3 are innovatively proposed to be good UV NLO functional motifs based on the group prop-

erty prediction, and the NLO performance of chlorates and bromates is firstly investigated systematically by employing the density functional theory method within the CASTEP code. Through careful compound screening, structural optimization, property simulation and mechanism analysis, the halate crystals AClO_3 and ABrO_3 ($\text{A} = \text{NH}_4, \text{K}, \text{Rb}$ and Cs) with well-arranged SCALP motifs are highlighted as promising UV NLO materials in view of their excellent properties, including wide UV transparent ranges deep into DUV for chlorates and SWUV for bromates, high SHG effects comparable to $\beta\text{-BaB}_2\text{O}_4$, large birefringence and strong phase-matching ability. Concretely, AClO_3 crystals can be potential DUV NLO candidates ($4.2\text{--}4.8 \times \text{KDP}$ & $\lambda_{\text{PM}} = 185\text{--}195 \text{ nm}$), and ABrO_3 crystals, showing very strong SHG responses ($6.1\text{--}7.1 \times \text{KDP}$) and rare full-wavelength phase-matching capability ($\lambda_{\text{PM}} = \lambda_{\text{cutoff}} = 210\text{--}220 \text{ nm}$), can be important short-wave UV NLO materials. Hence the UV NLO potential of ClO_3 and BrO_3 is fully demonstrated, and this work provides novel functional motifs and opens up a new avenue for the development of SWUV and even DUV NLO materials.

Author contributions

Chun-Li Hu performed the theoretical calculations, data analyses, and paper writing. Qian-Qian Chen and Fang Kong performed crystal structure screening. Jiang-Gao Mao provided data analyses and major revisions of the manuscript. All the authors discussed the results and commented on the manuscript.

Conflicts of interest

There are no conflicts to declare.

Acknowledgements

This work was financially supported by the National Natural Science Foundation of China (Grant No. 22375201, 22031009 and 21921001) and Fujian Science & Technology Innovation Laboratory for Optoelectronic Information of China (2021ZR121).

References

- 1 M. Mutailipu, F. M. Li, C. C. Jin, Z. H. Yang, K. R. Poeppelmeier and S. L. Pan, Strong Nonlinearity Induced by Coaxial Alignment of Polar Chain and Dense $[\text{BO}_3]$ Units in $\text{CaZn}_2(\text{BO}_3)_2$, *Angew. Chem., Int. Ed.*, 2022, **61**(21), e202202096.
- 2 P. Becker, Borate Materials in Nonlinear Optics, *Adv. Mater.*, 1998, **10**, 979–992.
- 3 H. Xuan, H. Igarashi, S. Ito, C. Qu, Z. Zhao and Y. Kobayashi, High-Power, Solid-State, Deep Ultraviolet Laser Generation, *Appl. Sci.*, 2018, **8**(2), 233.
- 4 R. Jiang, D. Mou, Y. Wu, L. Huang, C. D. McMillen, J. Kolis, H. G. Giesber, J. J. Egan and A. Kaminski, Tunable vacuum ultraviolet laser based spectrometer for angle resolved photoemission spectroscopy, *Rev. Sci. Instrum.*, 2014, **85**(3), 033902.
- 5 C. Chen, T. Sasaki, R. Li, Y. Wu, Z. Lin, Y. Mori, Z. Hu, J. Wang, S. Uda, M. Yoshimura and Y. Kaneda, *Nonlinear Optical Borate Crystals: Principles and Applications*. Wiley-VCH, Weinheim, Germany, 2012.
- 6 P. S. Halasyamani and K. R. Poeppelmeier, Noncentrosymmetric Oxides, *Chem. Mater.*, 1998, **10**, 2753–2769.
- 7 W. Zhou and S. P. Guo, Rational Design of Novel Promising Infrared Nonlinear Optical Materials: Structural Chemistry and Balanced Performances, *Acc. Chem. Res.*, 2024, **57**, 648–660.
- 8 Y. N. Xia, C. T. Chen, D. Y. Tang and B. C. Wu, New Nonlinear Optical Crystals for UV and VUV Harmonic Generation, *Adv. Mater.*, 1995, **7**, 79–81.
- 9 G. Zou, N. Ye, L. Huang and X. Lin, Alkaline-Alkaline Earth Fluoride Carbonate Crystals ABCO_3F ($\text{A} = \text{K}, \text{Rb}, \text{Cs}$; $\text{B} = \text{Ca}, \text{Sr}, \text{Ba}$) as Nonlinear Optical Materials, *J. Am. Chem. Soc.*, 2011, **133**(49), 20001–20007.
- 10 X. Wang, Y. Wang, B. Zhang, F. Zhang, Z. Yang and S. Pan, $\text{CsB}_4\text{O}_6\text{F}$: A Congruent-Melting Deep-Ultraviolet Nonlinear Optical Material by Combining Superior Functional Units, *Angew. Chem., Int. Ed.*, 2017, **56**, 14119–14123.
- 11 M. Mutailipu, J. Han, Z. Li, F. Li, J. Li, F. Zhang, X. Long, Z. Yang and S. Pan, Achieving the full-wavelength phase-matching for efficient nonlinear optical frequency conversion in $\text{C}(\text{NH}_2)_3\text{BF}_4$, *Nat. Photonics*, 2023, **17**(8), 694–701.
- 12 J. Lu, J.-N. Yue, L. Xiong, W.-K. Zhang, L. Chen and L.-M. Wu, Uniform Alignment of Non- π -Conjugated Species Enhances Deep Ultraviolet Optical Nonlinearity, *J. Am. Chem. Soc.*, 2019, **141**(20), 8093–8097.
- 13 C.-L. Hu and J.-G. Mao, Recent advances on second-order NLO materials based on metal iodates, *Coord. Chem. Rev.*, 2015, **288**, 1–17.
- 14 M. Gai, T. Tong, Y. Wang, Z. Yang and S. Pan, New Alkaline-Earth Metal Fluoroiodates Exhibiting Large Birefringence and Short Ultraviolet Cutoff Edge with Highly Polarizable $(\text{IO}_3\text{F})^{2-}$ Units, *Chem. Mater.*, 2020, **32**(13), 5723–5728.
- 15 F. R. Nash, J. G. Bergman, G. D. Boyd and E. H. Turner, Optical Nonlinearities in LiIO_3 , *J. Appl. Phys.*, 1969, **40**(13), 5201–5206.
- 16 Q. Wu, H. Liu, F. Jiang, L. Kang, L. Yang, Z. Lin, Z. Hu, X. Chen, X. Meng and J. Qin, RbIO_3 and RbIO_2F_2 : Two Promising Nonlinear Optical Materials in Mid-IR Region and Influence of Partially Replacing Oxygen with Fluorine for Improving Laser Damage Threshold, *Chem. Mater.*, 2016, **28**(5), 1413–1418.
- 17 M. Zhang, C. Hu, T. Abudouwufu, Z. Yang and S. Pan, Functional Materials Design via Structural Regulation

- Originated from Ions Introduction: A Study Case in Cesium Iodate System, *Chem. Mater.*, 2018, **30**(3), 1136–1145.
- 18 F.-F. Mao, C.-L. Hu, J. Chen and J.-G. Mao, A Series of Mixed-Metal Germanium Iodates as Second-Order Nonlinear Optical Materials, *Chem. Mater.*, 2018, **30**(7), 2443–2452.
 - 19 Y. H. Kim, T. T. Tran, P. S. Halasyamani and K. M. Ok, Macroscopic polarity control with alkali metal cation size and coordination environment in a series of tin iodates, *Inorg. Chem. Front.*, 2015, **2**(4), 361–368.
 - 20 H.-Y. Chang, S.-H. Kim, P. S. Halasyamani and K. M. Ok, Alignment of Lone Pairs in a New Polar Material: Synthesis, Characterization, and Functional Properties of $\text{Li}_2\text{Ti}(\text{IO}_3)_6$, *J. Am. Chem. Soc.*, 2009, **131**(7), 2426–2427.
 - 21 M.-L. Liang, C.-L. Hu, F. Kong and J.-G. Mao, BiFSeO₃: An Excellent SHG Material Designed by Aliovalent Substitution, *J. Am. Chem. Soc.*, 2016, **138**(30), 9433–9436.
 - 22 Y.-J. Jia, X. Zhang, Y.-G. Chen, X. Jiang, J.-N. Song, Z. Lin and X.-M. Zhang, $\text{PbBi}(\text{SeO}_3)_2\text{F}$ and $\text{Pb}_2\text{Bi}(\text{SeO}_3)_2\text{Cl}_3$: Coexistence of Three Kinds of Stereochemically Active Lone-Pair Cations Exhibiting Excellent Nonlinear Optical Properties, *Inorg. Chem.*, 2022, **61**(39), 15368–15376.
 - 23 R. Robert, V. Balisetty, K. Mohanrao, M. M. Pappan, S. Mangalassery, D. N. Rao and K. Vidyasagar, Syntheses, Crystal Structure, and Second Harmonic Generation Response of Noncentrosymmetric Layered Selenites and Tellurites of Antimony(V), $\text{ASb}_3\text{X}_2\text{O}_{12}$ (A = K, Rb, Cs, Tl; X = Se, Te), *Inorg. Chem.*, 2023, **62**(20), 7890–7897.
 - 24 C. W. F. T. Pistorius, Lattice Constants of the High-Pressure Phase KClO_3 II, *J. Chem. Phys.*, 1972, **56**(12), 6263–6264.
 - 25 M. Szafranski and K. Ståhl, Refinements of the crystal structures and UV-absorption properties of KBrO_3 , RbBrO_3 and CsBrO_3 , *Z. Kristallogr. – Cryst. Mater.*, 1994, **209**(6), 491–494.
 - 26 M. J. Frisch, G. Trucks, H. Schlegel, G. Scuseria, M. Robb, J. Cheeseman, G. Scalmani, V. Barone, B. Mennucci and G. Petersson, *Gaussian 09, Revision D. 01*. Gaussian, Inc., Wallingford, CT, 2009.
 - 27 F. Kong, C.-L. Hu, M.-L. Liang and J.-G. Mao, $\text{Pb}_4(\text{OH})_4(\text{BrO}_3)_3(\text{NO}_3)$: An Example of SHG Crystal in Metal Bromates Containing π -Conjugated Planar Triangle, *Inorg. Chem.*, 2015, **55**(2), 948–955.
 - 28 M. E. Burke-Laing and K. N. Trueblood, Sodium chlorate: precise dimensions for the ClO_3^- ion, *Acta Crystallogr., Sect. B: Struct. Crystallogr. Cryst. Chem.*, 1977, **33**(8), 2698–2699.
 - 29 S. C. Abrahams and J. L. Bernstein, Remeasurement of optically active NaClO_3 and NaBrO_3 , *Acta Crystallogr., Sect. B: Struct. Crystallogr. Cryst. Chem.*, 1977, **33**(11), 3601–3604.
 - 30 S. J. Clark, M. D. Segall, C. J. Pickard, P. J. Hasnip, M. I. J. Probert, K. Refson and M. C. Payne, First principles methods using CASTEP, *Z. Kristallogr.*, 2005, **220**(5/6), 567–570.
 - 31 M. D. Segall, P. J. D. Lindan, M. J. Probert, C. J. Pickard, P. J. Hasnip, S. J. Clark and M. C. Payne, First-principles simulation: ideas, illustrations and the CASTEP code, *J. Phys.: Condens. Matter*, 2002, **14**(11), 2717–2744.
 - 32 V. Milman, B. Winkler, J. A. White, C. J. Pickard, M. C. Payne, E. V. Akhmatkaya and R. H. Nobes, Electronic structure, properties, and phase stability of inorganic crystals: A pseudopotential plane-wave study, *Int. J. Quantum Chem.*, 2000, **77**(5), 895–910.
 - 33 J. P. Perdew, K. Burke and M. Ernzerhof, Generalized Gradient Approximation Made Simple, *Phys. Rev. Lett.*, 1996, **77**(18), 3865–3868.
 - 34 J. S. Lin, A. Qteish, M. C. Payne and V. V. Heine, Optimized and transferable nonlocal separable ab initio pseudopotentials, *Phys. Rev. B: Condens. Matter Mater. Phys.*, 1993, **47**(8), 4174–4180.
 - 35 A. V. Krukau, O. A. Vydrov, A. F. Izmaylov and G. E. Scuseria, Influence of the exchange screening parameter on the performance of screened hybrid functionals, *J. Chem. Phys.*, 2006, **125**(22), 224106.
 - 36 Z. S. Lin, L. Kang, T. Zheng, R. He, H. Huang and C. T. Chen, Strategy for the optical property studies in ultra-violet nonlinear optical crystals from density functional theory, *Comput. Mater. Sci.*, 2012, **60**, 99–104.
 - 37 S. N. Rashkeev, W. R. L. Lambrecht and B. Segall, Efficient ab initio method for the calculation of frequency-dependent second-order optical response in semiconductors, *Phys. Rev. B: Condens. Matter Mater. Phys.*, 1998, **57**(7), 3905–3919.
 - 38 C. Aversa and J. E. Sipe, Nonlinear optical susceptibilities of semiconductors: Results with a length-gauge analysis, *Phys. Rev. B: Condens. Matter Mater. Phys.*, 1995, **52**(20), 14636–14645.
 - 39 J. Lin, M.-H. Lee, Z.-P. Liu, C. Chen and C. J. Pickard, Mechanism for linear and nonlinear optical effects in $\beta\text{-BaB}_2\text{O}_4$ crystals, *Phys. Rev. B: Condens. Matter Mater. Phys.*, 1999, **60**(19), 13380–13389.
 - 40 B. Zhang, M.-H. Lee, Z. Yang, Q. Jing, S. Pan, M. Zhang, H. Wu, X. Su and C.-S. Li, Simulated pressure-induced blue-shift of phase-matching region and nonlinear optical mechanism for $\text{K}_3\text{B}_6\text{O}_{10}\text{X}$ (X = Cl, Br), *Appl. Phys. Lett.*, 2015, **106**(3), 031906.
 - 41 C.-H. Lo and M.-H. Lee, *The Role of Electron Lone-pair in the Optical Nonlinearity of Oxide, Nitride and Halide Crystals*. Master, Tamkang University, Taiwan, 2005.
 - 42 C.-L. Hu, J. Chen, Z. Fang, R.-L. Tang and J.-G. Mao, $\text{LiB}_2\text{O}_3\text{F}$: A Beryllium-Free Deep-Ultraviolet Nonlinear Optical Material Designed Based on a Boron-Rich Strategy, *Chem. Mater.*, 2021, **33**(12), 4783–4791.
 - 43 R.-L. Tang, W. Xu, W.-J. Xie; and C.-L. Hu, $\text{Sc}_2\text{F}_2(\text{B}_2\text{O}_5)$: a deep ultraviolet scandium borate fluoride exhibiting large birefringence induced by the synergistic effect of B_2O_5 and ScO_nF_2 groups, *Inorg. Chem. Front.*, 2022, **9**(20), 5153–5160.
 - 44 C.-L. Hu, Y.-X. Han, Z. Fang and J.-G. Mao, $\text{Zn}_2\text{BS}_3\text{Br}$: An Infrared Nonlinear Optical Material with Significant Dual-Property Enhancements Designed through a Template Grafting Strategy, *Chem. Mater.*, 2023, **35**(6), 2647–2654.
 - 45 G. Brunton, The absolute configuration of RbClO_3 , *Mater. Res. Bull.*, 1973, **8**(7), 791–793.

- 46 S. D. Griesemer, L. Ward and C. Wolverton, High-throughput crystal structure solution using prototypes, *Phys. Rev. Mater.*, 2021, **5**(10), 105003.
- 47 R. B. Gillespie, P. K. Gantzel and K. N. Trueblood, The crystal structure of ammonium chlorate, *Acta Crystallogr.*, 1962, **15**(12), 1271–1272.
- 48 H. D. Lutz, W. Buchmeier, E. Alici and W. Eckers, Röntgenographische und schwingungsspektroskopische Untersuchungen an wasserfreien Chloraten und Bromaten des Strontiums, Bariums und Bleis. Kristallstruktur des $\text{Sr}(\text{ClO}_3)_2$ und $\text{Sr}(\text{BrO}_3)_2$, *Z. Anorg. Allg. Chem.*, 2004, **529**(10), 46–56.
- 49 H. D. Lutz, W. Buchmeier, M. Jung and T. Kellersohn, A comparative study of the crystal structures of $\text{Ba}(\text{ClO}_3)_2$, $\text{Ba}(\text{BrO}_3)_2$, $\text{Pb}(\text{ClO}_3)_2$, and $\text{Sr}(\text{ClO}_3)_2$, *Z. Kristallogr. – Cryst. Mater.*, 1989, **189**(1–4), 131–140.
- 50 X.-D. Dong, Y.-M. Zhang and Z.-Y. Zhao, Role of the Polar Electric Field in Bismuth Oxyhalides for Photocatalytic Water Splitting, *Inorg. Chem.*, 2021, **60**(12), 8461–8474.
- 51 N. Ye, W. Zeng, J. Jiang, B. Wu, C. Chen, B. Feng and X. Zhang, New nonlinear optical crystal $\text{K}_2\text{Al}_2\text{B}_2\text{O}_7$, *J. Opt. Soc. Am. B*, 2000, **17**(5), 764–768.
- 52 L. Li, Q. Jing, Z. Yang, X. Su, B.-H. Lei, S. Pan, F. Zhang and J. Zhang, Effect of the tetrahedral groups on the optical properties of LaBRO_3 (R = Si and Ge): A first-principles study, *J. Appl. Phys.*, 2015, **118**(11), 113104.
- 53 H. Wu, H. Yu, S. Pan and P. S. Halasyamani, Deep-Ultraviolet Nonlinear-Optical Material $\text{K}_3\text{Sr}_3\text{Li}_2\text{Al}_4\text{B}_6\text{O}_{20}\text{F}$: Addressing the Structural Instability Problem in $\text{KBe}_2\text{BO}_3\text{F}_2$, *Inorg. Chem.*, 2017, **56**(15), 8755–8758.
- 54 Z. Fang, X. Jiang, M. Duan, Z. Hou, C. Tang, M. Xia, L. Liu, Z. Lin, F. Fan, L. Bai and C. Chen, Deep-Ultraviolet Nonlinear Optical Crystal $\text{Cs}_2\text{Al}_2(\text{B}_3\text{O}_6)_2\text{O}$: A Benign Member of the $\text{Sr}_2\text{Be}_2(\text{BO}_3)_2\text{O}$ Family with $[\text{Al}_2(\text{B}_3\text{O}_6)_2\text{O}]^{2-}$ Double Layers, *Chem. – Eur. J.*, 2018, **24**(31), 7856–7860.
- 55 H. Yu, J. Young, H. Wu, W. Zhang, J. M. Rondinelli and S. Halasyamani, The Next-Generation of Nonlinear Optical Materials: $\text{Rb}_3\text{Ba}_3\text{Li}_2\text{Al}_4\text{B}_6\text{O}_{20}\text{F}$ —Synthesis, Characterization, and Crystal Growth, *Adv. Opt. Mater.*, 2017, **5**(23), 1700840.
- 56 D. N. Nikogosyan, *Nonlinear Optical Crystals, A Complete Survey*. Springer, New York, 2005.
- 57 H.-X. Tang, Q.-R. Shui, R.-B. Fu, Z.-Q. Zhou, W.-X. Bao, Z.-J. Ma and X.-T. Wu, $\text{Zn}(\text{NH}_3)\text{CO}_3$: a “three-in-one” UV nonlinear optical crystal built by a polar molecule bonding strategy, *J. Mater. Chem. C*, 2021, **9**(46), 16477–16484.
- 58 G. Peng, Y.-H. Tang, C. Lin, D. Zhao, M. Luo, T. Yan, Y. Chen and N. Ye, Exploration of new UV nonlinear optical materials in the sodium–zinc fluoride carbonate system with the discovery of a new regulation mechanism for the arrangement of $[\text{CO}_3]^{2-}$ groups, *J. Mater. Chem. C*, 2018, **6**(24), 6526–6533.
- 59 Z. Bai, L. Liu, Z. Lin and K. M. Ok, $[\text{C}(\text{NH}_2)_3]_2\text{Zn}(\text{CO}_3)_2$: A Guanidinium-Templated Ultraviolet Nonlinear Optical Material, *Inorg. Chem.*, 2022, **61**(31), 12473–12480.
- 60 D. Lin, M. Luo, C. Lin, F. Xu and N. Ye, $\text{KLi}(\text{HC}_3\text{N}_3\text{O}_3)\cdot 2\text{H}_2\text{O}$: Solvent-drop Grinding Method toward the Hydro-isocyanurate Nonlinear Optical Crystal, *J. Am. Chem. Soc.*, 2019, **141**(8), 3390–3394.
- 61 Y. Lin, C.-L. Hu and J.-G. Mao, $\text{K}_2\text{Pb}_3(\text{CO}_3)_3\text{F}_2$ and KCdCO_3F : Novel Fluoride Carbonates with Layered and 3D Framework Structures, *Inorg. Chem.*, 2015, **54**(21), 10407–10414.
- 62 X. Meng, X. Zhang, Q. Liu, Z. Zhou, X. Jiang, Y. Wang, Z. Lin and M. Xia, Perfectly Encoding π -Conjugated Anions in the $\text{RE}_5(\text{C}_3\text{N}_3\text{O}_3)(\text{OH})_{12}$ (RE=Y, Yb, Lu) Family with Strong Second Harmonic Generation Response and Balanced Birefringence, *Angew. Chem., Int. Ed.*, 2023, **62**(1), e202214848.