



Cite this: *Polym. Chem.*, 2022, **13**, 2880

Thiocarbonyl chemistry in polymer science

Nathaniel M. Bingham, ^a Zahra Abousalman-Rezvani,^b Kyle Collins^a and Peter J. Roth *^a

Organised by reaction type, this review highlights the unique reactivity of thiocarbonyl (C=S) groups with radicals, anions, nucleophiles, electrophiles, in pericyclic reactions, and in the presence of light. In the polymer chemistry arena, thiocarbonyl compounds have been used as monomers, polymerization catalysts, reversible and irreversible chain transfer agents, and in post-polymerization modification reactions. Past and ongoing applications are reviewed including iniferters, radical and cationic RAFT, switchable RAFT agents, cyclic RAFT agents, chain transfer, thiocarbonyl addition-ring-opening, C=S radical and anionic polymerization, acyl substitution, cationic, anionic/organo-catalytic ring-opening, Diels–Alder additions, thermolysis, and photo reactions. The review discusses the mechanisms of these reactions and highlights how the reactivity differs from oxocarbonyl analogues. Emphasis is put on the development of novel thiocarbonyl monomers which, uniquely, undergo polymerization through different mechanisms.

Received 13th January 2022,
Accepted 29th April 2022

DOI: 10.1039/d2py00050d

rsc.li/polymers

1. Introduction

Stable π double bonds are formed between carbon, nitrogen, oxygen, phosphorous, and sulfur atoms. Of these $2/3p^\pi$ – $2/3p^\pi$

systems, the C=S double bond has a uniquely multifaceted reactivity. Thiocarbonyl groups are reactive toward nucleophiles (similar to C=O groups) and electrophiles (more so than C=O groups), but also radicals and dienophiles (similar to C=C bonds), making many of the known thiocarbonyl compounds versatile reagents, see Scheme 1.

While several radical C=S-based reactions (such as the Barton–McCombie reduction)¹ are now a staple in organic chemistry,^{2–4} it was the polymer science arena that has

^aDepartment of Chemistry, School of Chemistry and Chemical Engineering, University of Surrey, Guildford, Surrey, GU2 7XH, UK. E-mail: p.roth@surrey.ac.uk

^bInstitute of Pharmaceutical Sciences, Monash University, 339 Royal Parade, VIC 3052, Australia



Nathaniel M. Bingham

Nathaniel M. Bingham gained an MChem degree from the University of Southampton in 2016 before moving to the University of Surrey for his PhD under the supervision of Dr Peter Roth. His thesis surrounded the synthesis of novel monomers for the production of degradable polymers, specifically working on the first thionolactone that would undergo radical ring-opening polymerization (RROP, TARO). In 2019, he was

appointed as a Teaching Fellow in the Department of Chemistry at the University of Surrey. His research interests include novel degradable polymers, smart polymers, and game-based learning.



Zahra Abousalman-Rezvani

Zahra Abousalman-Rezvani received her bachelor's degree in polymer engineering in 2016. Her master's studies on drug delivery systems were carried out at Sahand University of Technology in the research group of Dr Roghani-Mamaqani in Tabriz, Iran. Afterward, she started as a PhD candidate under the supervision of Prof. Voelcker and Dr Esser with the focus on the synthesis of stimuli-responsive polymers via revers-

ible addition–fragmentation chain transfer polymerization at Monash University and the Commonwealth Scientific and Industrial Research Organization (CSIRO). Her research interests involve the self-assembly of block copolymers, stimulus-responsive copolymers as well as their potential applications in gene delivery systems.





Scheme 1 Structures and names of common thiocarbonyl compounds.

witnessed the perhaps most ground-breaking applications of thiocarbonyl compounds. Even before Herrmann Staudinger conceptualised macromolecules in the 1920s,⁵ the reaction of cellulose with carbon disulfide had already developed into a major industry to meet the growing demand for regenerated cellulose.⁶ The resulting cellulose xanthates can be solution-processed before being treated with acid, which regenerates the virtually insoluble cellulose. With various (at times ambiguous) names including Rayon, Viscose, and Cellophane, regenerated cellulose remains an important polymer material today and is used in textiles, food packaging and adhesive tape.

The more recent history of thiocarbonyl chemistry on polymers is undoubtedly dominated by reversible addition-fragmentation chain transfer (RAFT) polymerization, the arguably most versatile reversible deactivation radical polymerization method.^{7–9} Applications of RAFT and its success in smart

materials,¹⁰ nanohybrid materials,¹¹ functional surfaces,¹² and biomedical applications,^{13,14} specifically drug delivery¹⁵ and gene delivery¹⁶ can be followed in recent review articles.

However, there are further established and emerging applications of C=S-functional compounds in the polymer field. While thiol (SH)-based chemistries in the polymer arena,¹⁷ thioester-functional polymers¹⁸ and sulfur-containing polymers¹⁹ have been reviewed, the current review focusses specifically on thiocarbonyl chemistry in polymer science. Organised by reaction type, this review attempts to explain the success of C=S-functional compounds from a mechanistic point of view. RAFT polymerization is covered within this mechanistic context, for example, to demonstrate how substituents influence the reactivity of thiocarbonyl groups. Finally, the scope for future development among the manifold applications of C=S compounds in the polymer arena are discussed.

2. Radical reactions of C=S compounds in polymer science

2.1 Radical reactivity

With a low overlap coefficient between the C2p_z and S3p_z orbitals, the C=S double bond is weaker than the oxocarbonyl C=O analogue, which is also reflected in their lengths (~1.6 Å for C=S *versus* ~1.25 Å for C=O) and bond dissociation energies (573 kJ mol⁻¹ for C=S *versus* 602 kJ mol⁻¹ for C=C and 745 kJ mol⁻¹ for C=O).^{20,21} Carbon and sulfur have very similar electronegativities making the thiocarbonyl group less polar than its oxygen analogue and prone to homolytic cleavage. The large size of the S3sp² lone pairs facilitate an orbital-controlled attack onto the sulfur atom, while radical addition onto the carbon centre is prevented by a large energy barrier.²²

The prevalent mechanism for radical chemistry on thiocarbonyl groups involves reversible²³ addition onto the sulfur



Kyle Collins

Kyle Collins began his studies at the Florida Institute of Technology, located in Melbourne, Florida, where he graduated in 2020 with his BSc in Chemistry. Following this, he furthered his studies at the University of Surrey in Guildford, UK, studying the synthesis, polymerization, and degradation of novel biodegradable polymers under the guidance of Dr Peter Roth and Dr Nathaniel Bingham.



Peter J. Roth

Peter J. Roth received his PhD in Chemistry in 2009 from the University of Mainz, Germany, and subsequently moved to the University of New South Wales, Sydney, to work in the Centre for Advanced Macromolecular Design (CAMD) first as a postdoc, then as a senior research associate and ARC DECRA researcher. Following a brief stint at Curtin University (Perth, Western Australia) as a lecturer, Peter took up an academic post at the University of Surrey in 2016. His research interests include post-polymerization modification, stimulus-responsive polymers, and the development of novel monomers for radical-ring-opening polymerization.





Scheme 2 Common radical reaction pathway of thiocarbonyls involving reversible addition, an intermediate radical stabilised by the Z group, and β -scission.

atom, formation of a radical intermediate of, ideally,²⁴ low reactivity due to steric crowding, followed (for the forward reaction) by β -scission and formation of a new double bond and a different active radical,²⁵ see Scheme 2.

The β -scission can involve several (or all) of the following driving forces: (i) increase of entropy due to fragmentation; (ii) formation of a more stable double bond than C=S (for X \neq S); (iii) formation of a stabilised, lower energy, radical R₂·; and (iv) release of ring strain (Z-R₂ cyclic compounds only). Higher reaction temperatures increase the influence of entropy, can drive the expulsion of more reactive radicals, R₂·, and prevent radical reactions of the intermediate.²⁶

The radical thiocarbonyl reactions can be classified according to the chemical nature of the groups R₁, R₂, and especially X (Scheme 2). The following sections discuss the details of the cases X = SSC(=S)Ph, X = S (RAFT), and X = O (chain transfer and thiocarbonyl addition-ring-opening (TARO)).

2.2 Photo iniferters

Over a decade before the development of RAFT, the key concept of “living” radical polymerization—an equilibrium reaction that reversibly deactivates growing polymer-based radicals—was proposed in 1982, see Scheme 3.^{27–29} Several thiocarbonyl species (together with diphenyldisulfide) were explored as iniferters (a portmanteau of initiator–transfer agent–terminator), some of which had previously been shown to act as photoinitiators.³⁰ Photopolymerization of styrene in the presence of tetraethyl thiuram disulfide (structure 1), for



Scheme 3 Structures of the thiocarbonyl compounds tetraethyl thiuram disulfide (1), S-benzyl-N,N-diethyldithiocarbamate (2), and 2-S-phenylethyl N,N-diethyldithiocarbamate (3) explored as initiator–transfer agent–terminators (iniferters) (top); photodissociation of 1 (middle); and reversible photodeactivation equilibrium (bottom).

example, proceeded with a nearly linear increase of molar mass with conversion, which provided evidence of a successive addition of monomer units onto active radicals before a reversible deactivation through recombination. The concept was expanded to the formation of diblock copolymers.^{31,32} Mechanistically, the method relies on the weak S–S bond enabling photocleavage, as well as the stability of the thiocarbonylthiyl radical.³³

2.3 RAFT

The literature on thiocarbonyl chemistry in the polymer arena is clearly dominated by the unprecedented success and paradigm shift associated with the RAFT process. Briefly, it involves the addition of a thiocarbonylthio compound (the RAFT agent, X in Scheme 2 = S) to a radical polymerization. β -Scission recreates a thiocarbonyl group and therefore allows for reversible addition and β -scission. This mechanism (Scheme 4) is exploited to share radicals between chains. When terminated



Scheme 4 Reversible addition–fragmentation chain transfer (RAFT) mechanism (top) and products (bottom).



with the thiocarbonylthio moiety (the “RAFT end group”), a chain is dormant. It awakens when a radical (another growing chain as in the main equilibrium or an initiator-derived radical as in the pre-equilibrium) adds onto the C=S bond and the chain is released through β -scission. In an ideal RAFT polymerization, chains become active for a short period of time during which only few monomer units are added before the growing chain becomes dormant again through addition onto another RAFT agent or RAFT end group. The commonly depicted RAFT mechanism suggests deceptively that one radical is shared between two chains. In reality, the concentration of radicals (which, in classic RAFT, are continuously provided through the decomposition of a thermal initiator) is low and a single radical is shared between tens or hundreds of chains. As a consequence, all chains grow at a similar rate and the average molar mass increases linearly with conversion (in contrast to uncontrolled radical polymerization where long chains are formed from the start of the polymerization). All active radicals are eventually terminated through the same recombination or disproportionation mechanisms as in radical polymerization. The predominant product of a RAFT polymerization is the dormant species, *i.e.*, a polymer chain carrying an initiator- or RAFT agent-derived α end group and a thiocarbonylthio ω end group.^{7,34}

There are two main requirements for RAFT to work well. Firstly, the R-group on the RAFT agent needs to resemble (in terms of radical stabilisation) the structure of the growing chain. This is necessary to ensure a balanced pre-equilibrium. RAFT agents with varying R groups suitable for different monomer types have been presented³⁵ and are commercially available. Secondly, and more relevant to the current review, the energies of the intermediate radical (top of Scheme 4) and the growing polymer chain radical need to be similar. If the intermediate species has too high energy, it is less likely to form and the growing polymer chain undergoes uncontrolled radical polymerization. If the intermediate species is too low in energy, radicals become trapped and eventually terminate; in this case the would-be RAFT agent acts as a retarder or inhibitor.

Vinyl monomers are typically grouped into two categories. Less activated monomers (LAMs, such as vinyl acetate) form higher energy radicals. This means the monomers are relatively unreactive, while their radicals, if formed, are highly reactive. More activated monomers (MAMs, such as methyl methacrylate) form radicals more easily because of better radical stabilisation, but the radicals are less reactive, see Scheme 5. Additionally, sterics play an important role in polymerization kinetics.

For the benefit of understanding RAFT polymerization and for later sections of this review, it is worthwhile to summarise the three structural effects that contribute to radical stabilisation. The strongest stabilising effect is π conjugation which leads to spin delocalisation. This effect is strong in allylic and benzylic (including styryl) radicals but also applies in α -carbonyl-based radicals including (meth)acrylic species. The second strongest contribution to the radical stabilisation



Scheme 5 Selection of structures resembling growing vinyl chains with literature radical stabilisation energies (RSE, calculated at G3 (MP2)RAD level, values in kJ mol^{-1})³⁶ for R = methyl. The radical stabilisation energy of a species $\text{R}_1\cdot$ is defined as the energy difference of the reaction $\text{CH}_3\cdot + \text{R}_1\text{-H} \rightarrow \text{CH}_4 + \text{R}_1\cdot$, *i.e.*, a radical is more stable the larger negative its RSE is, with the methyl radical set to $\text{RSE} = 0 \text{ kJ mol}^{-1}$.

energy (RSE) is π donation through an adjacent heteroatom with lone pairs, *e.g.*, in the $\text{R}_1\text{-CH}_2\dot{\text{C}}\text{H}'\text{OR}_2$ species derived from attack of a vinyl ester ($\text{R}_2 = \text{C}(=\text{O})\text{R}'$) or vinyl ether ($\text{R}_2 = \text{R}'$) with a radical, $\text{R}_1\cdot$. The interaction with the heteroatom-based lone pair increases the energy of the radical (makes it more nucleophilic) but lowers the lone pair electron energy which results in an overall energy gain. The third and weakest effect to stabilise radicals is hyperconjugation with adjacent $\text{C}(\text{sp}^3)\text{-H}(\text{s})$ bonds and is the reason for the general order tertiary > secondary > primary > methyl for the stability of radicals. The combination of these effects leads to the (calculated) radical stabilisation energies shown in Scheme 5.

2.3.1 Z group selectivity. To fulfil the requirement of similar energies between the growing polymer chains (similar to those shown in Scheme 5) and the intermediate species (top of Scheme 4), RAFT agents with different Z groups have been developed to mediate polymerizations of different monomer classes. RAFT agent types, in order of decreasing stability of the radical intermediate, are dithiobenzoates ($\text{Z} = \text{Ar}$), trithiocarbonates ($\text{Z} = \text{SR}$), dithioalkanoates ($\text{Z} = \text{R}$), xanthates ($\text{Z} = \text{OR}$), and dithiocarbamates ($\text{Z} = \text{NRR}'$). A more detailed overview of explored Z groups is given in Scheme 6.

It may seem contradictory to cite the oxygen lone pairs in vinyl acetate as stabilising a radical, while the oxygen and nitrogen atoms in xanthates and dithiocarbamates are shown to increase the energy of intermediate radical compared to an alkyl Z group. The discrepancy comes from the fact that Z groups with a lone pair contribute strongly to resonance stabilisation of the intact thiocarbonyl group, lowering its energy and making it less reactive to radicals, see Scheme 7A.^{37,38}





Scheme 6 Z groups of RAFT agents (RS-C=S-Z) in order of decreasing stabilisation of the intermediate radical with shading indicating the nature of the atom adjacent to the thiocarbonyl group (C blue; S yellow, N green, O red). Solid (dashed) arrows beneath indicate good (partial) compatibility with the respective monomer classes, where MAM (tert.) refers to more activated monomers with tertiary radicals (methacrylates, methacrylamides), MAM (sec.) to more activated monomers with secondary radicals (acrylates, acrylamides, styrenes, acrylonitrile), and LAM to the less activated monomers vinyl esters and vinyl amides.



Scheme 7 Resonance form of a xanthate RAFT agent showing the decrease of C=S double bond character (and double bond reactivity) as a result of Z group lone pair donation (A) and resonance forms of the xanthate-based intermediate radical where the stabilisation through the two sulfur atoms (top row) outweighs the influence of the smaller and less polarisable O-based lone pairs (bottom structure) (B). While only shown for xanthates ($\text{Z} = \text{OR}$), the same considerations apply to dithiocarbamates ($\text{Z} = \text{NR}_2$).

This resonance stabilisation is lost upon radical attack, making the formation of the radical intermediate less energetically favourable (in other words, the radical is less stable) and only feasible with the most reactive, LAM-derived, radicals. The intermediate radical is indeed stabilised through lone pair donation from the two adjacent S atoms (Scheme 7B).³⁸ With smaller lone pairs and higher electronegativity, the contribution to stabilising the intermediate radical of oxygen and nitrogen-based Z groups are, however, minimal³⁶ and the stabilisation of the intact RAFT agents dominates.

The resonance stabilisation of the intact thiocarbonylthio compound is strongest with N and O-based lone pairs, with a less pronounced effect of S-based Z groups, explaining the trend in Scheme 6. Likewise, the order of the N-based Z groups is also based on the extent that the lone pair is able to conju-

gate into the C=S bond ranging from no conjugation in the case of pyrrole (the N lone pair is part of the aromatic system), partial conjugation into C=S in the case of 2-pyrrolidone (where the N lone pair can also conjugate into the C=O bond), to full conjugation in the case of the dialkylamino Z group.

The development of thiocarbonyl-based radical chemistries²⁵ and reversible deactivation radical polymerization methods provide excellent examples to demonstrate that radicals are not indiscriminately reactive but can undergo very selective reactions. One such example is the successful RAFT polymerization mediated by a dithiobenzoate of methacrylic monomers carrying xanthate or dithiocarbamate side group functionality. During RAFT polymerization, only the Ph-stabilised intermediate radicals on the RAFT agent form while the xanthate or dithiocarbamate side groups are not attacked since they are not able to stabilise intermediate radicals as well. Upon completed RAFT polymerization, the xanthate and dithiocarbamate side groups were removed through aminolysis, providing access to thiol side groups.³⁹

In the context of choosing the correct Z group for a RAFT agent, it is worth mentioning the special case of monomers involving primary radicals such as ethylene⁴⁰ or 2-methylene-1,3-dioxepane⁴¹ (a cyclic ketene acetal that undergoes radical ring-opening polymerization). Despite the high energy of primary radicals (see Scheme 5), RAFT polymerization of these monomers is possible with a moderate degree of control using xanthate RAFT agents.^{40,41} In case of the most commonly used O-alkyl xanthates, however, Z group fragmentation can occur which likewise produces a primary radical (in the Barton-McCombie deoxygenation this is the desired fragmentation).²³ In RAFT, this undesirable side reaction produces mid-chain S,S' -dipolymer dithiocarbonate functionality. An O-aryl xanthate RAFT agent was shown to prevent this side reaction⁴¹ because the associated aryl sp^2 -based radical is even more energetic than a primary alkyl-based radical (the calculated radical stabilisation energy of the $\text{C}_6\text{H}_5\cdot$ radical is $+37.0 \text{ kJ mol}^{-1}$),³⁶ see Scheme 8.

2.3.2 Switchable RAFT agents. The need for different types of RAFT agents means that it is usually not possible to prepare well-defined block copolymers involving a LAM and a MAM.^{42,43} This drawback prompted the development of





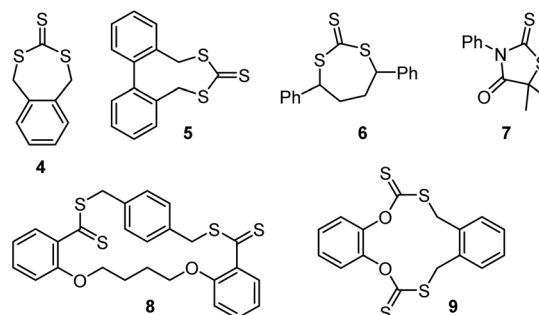
Scheme 8 Irreversible Z fragmentation during the use of primary radical-forming monomers for *O*-alkyl functional xanthates. This side reaction is prevented by using *O*-aryl xanthates.⁴¹

switchable RAFT agents. Exploiting the fact that an increasing ability of a lone pair to conjugate into the C=S group lowers the reactivity toward radical attack (lowers the stabilisation of the intermediate radical), *N*-4-pyridineamino-functional Z groups were explored. Under neutral conditions, the N-based lone pair conjugates into the C=S bond and lowers its reactivity, requiring reactive LAM-derived radicals to add to the C=S bond (Scheme 9, top). Upon protonation of the pyridine ring under acidic conditions, the N-based lone pair can still conjugate into the C=S bond (Scheme 9 bottom right), but this resonance form is less favourable due to two positive charges on/in an aromatic. Instead, the dominating resonance form involves conjugation of the N-lone pair into the pyridine ring to neutralise the pyridinium charge. With nearly unimpeded C=S bond activity, the protonated RAFT agent is compatible with MAMs. Following simple pH control, block copolymers involving LAMs and MAMs can thus be produced from switchable RAFT agents.^{44–46}

2.3.3 Cyclic RAFT agents. Several cyclic RAFT agents have been prepared with the main applications being the formation of cyclic polymers and multiblock (homo)polymers.



Scheme 9 Resonance forms of a "switchable" *N*-4-pyridineamine-based RAFT agent under neutral (top) and acidic (bottom) conditions.



Scheme 10 Structures of cyclic RAFT agents.

Structurally, cyclic RAFT agents include symmetrical R-R cycles (structures 4–6 in Scheme 10), R-Z cycles (7), or dimeric R-R, Z-Z cycles (8, 9).

Cyclic RAFT agents 4,^{47,48} 5,⁴⁹ and 6^{48,50–52} have been used in radical polymerizations of methyl acrylate,⁵² *n*-butyl acrylate,^{48,50} styrene,^{47,49,50} and 4-vinylpyridine,⁵¹ while compound 7 was used with vinyl acetate.⁵³ In these polymerizations, the cyclic RAFT agent undergoes ring-opening copolymerization leading to the incorporation of trithiocarbonate (for 4, 5, 6), or dithiocarbamate (7) functionality into the backbone, similar to other cases of radical ring-opening polymerization (RROP). These backbone groups can be cleaved through aminolysis (see section 3.2.1) leading to the degradation into shorter chains.^{47–53} However, unlike other RROP systems, the products of these cyclic RAFT agents are not usually described as copolymers but as multiblock systems because the in-chain thiocarbonylthio groups remain active toward radical attack. While the dispersity of the individual blocks (which can be isolated through aminolysis) was typically low, the multiblock systems were usually found to have higher dispersities (of or above 2) because radical addition and β -scission of an in-chain thiocarbonylthio group can lead to the formation of terminated chains.^{50,52} Interestingly, the diseleno analogue of 7 was found to lead to slightly lower multiblock dispersities ($D \sim 1.9$).⁵³

Cyclic RAFT agents 4,⁵⁴ 8,⁵⁵ and 9⁵⁶ (Scheme 10) have been used for the production of cyclic polymers of methyl acrylate,^{54,56} methyl methacrylate⁵⁵ and methyl methacrylate-*N*-isopropyl acrylamide copolymers.⁵⁵ These polymerizations required low temperatures (–30 to –76 °C) to reduce diffusion and chain transfer, *i.e.*, for the monomers to be inserted into the same combination of R and Z group, which, in these cases, were connected by a cycle. To reduce the number of linear polymers formed, initiation was done through γ -ray irradiation. However, termination events still led to linear chain side products.

2.4 Thiocarbonyl chain transfer agents

With the prevalence of RAFT, regular, *i.e.*, irreversible, chain transfer has been receiving less attention, although there has been renewed interest in the field of emulsion polymerization.⁵⁷ Several types of thiocarbonyl compounds have been investigated as (irreversible) chains transfer agents. In this



case, X (in Scheme 2) can be a nitrogen, as in the *N*-acyloxy derivatives of 2-thiopyridone, **10**, and 4-methylthiazole-2(3*H*) thione, **11**, see Scheme 11.^{58,59} Radical C=S addition followed by β -scission produces an acyloxy radical that decomposes to carbon dioxide and a carbon-based radical⁶⁰ that can, ideally, re-initiate the polymerization. Unlike RAFT, the β -scission is irreversible; the S=X species (see Scheme 2) is aromatic and not prone to radical attack. In another type of thiocarbonyl chain transfer agent, X is oxygen, as in the thionoester species, **12** (Scheme 11).⁶¹ The transfer of the radical from one chain onto a new initiating species is likewise irreversible due to the formation of a stable thioester (SC=O) group that is not susceptible to radical attack.

The thiopyridone-based thiohydroxamic esters, **10**, were highly efficient chain transfer agents (lowered the molecular weight of polymers without affecting the rate of monomer consumption) for methyl methacrylate and styrene but were too reactive to be used with methyl acrylate and vinyl acetate. For the latter comonomers, retardation and broad molar mass distributions were observed. Species **11a** was found to be a less active chain transfer agent compared to species **10**, while **11b** showed ideal behaviour (chain transfer constant = 1, *i.e.*, a growing chain has equal preference between the addition of another monomer and the attack of a chain transfer agent) with methyl methacrylate and styrene.^{58,59} These observations agree with the above discussion that dithiocarbamates are highly reactive toward radicals (*i.e.*, form stabilised intermediate radicals) if their nitrogen lone pairs are not able to conjugate into the C=S bond. In the case of species **10** and **11**, the nitrogen lone pair is part of an aromatic system.

The thionoesters, **12**, showed effective chain transfer (with transfer constants around 1) in polymerizations of methyl acrylate and styrene, but were inactive for methacrylates,⁶¹ which can be rationalised through the destabilising effect of the



Scheme 11 Structures of thiocarbonyl chain transfer agents (A) and addition- β -scission mechanism for compound **10** (B).

oxygen atom compared to dithiobenzoates (which are highly effective RAFT agents in the presence of methacrylates). On the other hand, the thionoesters, **12**, were too reactive for vinyl acetate and caused substantial retardation, presumably because the benzylic radical formed by β -scission is too stable to effectively re-initiate vinyl esters.⁶² Functionalisation (**12b–12e**) allowed for the introduction of chain end functionality. Interestingly, substitution on either aromatic ring reduced the chain transfer efficiency for styrene, while, except for species **12e**, slightly higher chain transfer constants were found with methyl acrylate.⁶¹

2.5 Thiocarbonyl-addition ring-opening (TARO) polymerization

Recently, thionolactones (featuring in-cycle $-C(=S)O-$ functionality) were shown to undergo radical ring-opening polymerization.^{63,64} In this case, the atom X (Scheme 2) is an oxygen and the groups Z and R₂ (Scheme 2) are connected by a cycle. The addition- β -scission mechanism therefore leads to backbone thioester functionality, see Scheme 12. At the time of writing, four cyclic thiocarbonyl species had been shown to undergo thiocarbonyl addition-ring-opening polymerization, see Table 1.

As described above, dithiobenzoate (Ar-C(=S)S-) based RAFT agents are well-suited to mediate the polymerization of MAMs including methacrylates. In comparison, the analogous thionolactone DOT (**13**) (featuring an Ar-C(=S)O- group) has lower C=S double bond reactivity due to conjugation of the oxygen lone pair (see section 2.3.1 above). DOT was found to be incorporated rapidly during polymerizations of acrylate, acrylamide and styrene comonomers, leading to gradient copolymers at 70 and 80 °C.^{63,64,66,72} With styrene, however, conditions could be tweaked (150 °C, Trigonox 301 initiator, 5 mol% DOT) to lead to a randomly distributed copolymer, and a closer to ideal copolymerization.⁷²

A second generation thionobenzoate, 3,3-dimethyl-2,3-dihydro-5*H*-benzo[*e*][1,4]dioxepine-5-thione (**14**) with an *ortho* alkoxy substituent was shown to provide slightly better stabilisation of the intermediate radical and copolymerized, albeit sluggishly, with *t*-butylmethacrylate.⁷³ The thiocaprolactones **15** and **16**, lacking the stabilisation of the intermediate radical by the aryl group, were shown to polymerize rapidly with the LAMs vinyl acetate, vinyl pivalate, and, though with retardation, *N*-vinylpyrrolidone.^{70,74}

Emerging applications of TARO-made copolymers exploit the fact that the backbone thioesters are weaker than (oxo) ester linkages available through conventional radical ring-



Scheme 12 Mechanism of thiocarbonyl addition-ring-opening (TARO) radical polymerization.



Table 1 Structures of the cyclic thiocarbonyl species shown to undergo TARO polymerization, dibenzo[*c,e*]oxepane-5(7*H*)-thione (DOT, **13**), 3,3-dimethyl-2,3-dihydro-5*H*-benzo[*e*][1,4]dioxepine-5-thione (**14**), 7-butyloxepane-2-thione (ϵ -thionodecalactone, **15**), and oxepane-2-thione (ϵ -thionocaprolactone, **16**), with compatible vinyl comonomers

Thiocarbonyl species	Vinyl comonomer	Comments
<p>13 (DOT)</p>	Homopolymerization ⁶⁵	Low rate; yields oligomers only
	Methyl acrylate ⁶³	Thiocarbonyl species is incorporated at a faster rate than the vinyl comonomer
	mPEG acrylate ^{63,66,67}	
	<i>n</i> -Butyl acrylate ^{68,69}	
	<i>t</i> -Butyl acrylate ⁶⁴	
	Acrylamide ⁶⁶	
	<i>N</i> -Isopropylacrylamide ⁶⁶	
	<i>N</i> -2-Methoxyethoxyacrylamide ⁶⁷	
	<i>N,N</i> -Dimethylacrylamide ^{63,66,70}	
	<i>N,N</i> -Diethylacrylamide ⁶⁶	
	<i>N</i> -3-(<i>N</i> -4-Sulfobutyl- <i>N,N</i> -dimethylammonium) propylacrylamide ⁶⁶	
	Acrylonitrile ^{63,66}	
	Pentaerythritol triacrylate ⁷¹	
	Styrene ^{69,72}	
<i>N</i> -Methylmaleimide ⁶⁵	Alternating copolymerization between the thiocarbonyl species and the vinyl comonomer	
<i>N</i> -Phenylmaleimide ⁶⁵		
<i>N</i> -Pentafluorophenylmaleimide ⁶⁵		
<p>14</p>	Homopolymerization ⁷³	Low yielding
	Styrene ⁷³	The thiocarbonyl species polymerizes faster than styrene, but slower than <i>t</i> -butylmethacrylate
	<i>t</i> -Butylmethacrylate ⁷³	
<p>15</p>	Vinyl acetate ⁷⁰	Thiocarbonyl species is incorporated at a faster rate than the vinyl comonomer
<p>16</p>	Homopolymerization ⁷⁰	In the presence of 2-methylene-1,3-dioxepane
	Vinyl acetate ^{70,74}	Thiocarbonyl species is incorporated at a faster rate than the vinyl comonomer
	Vinyl pivalate ⁷⁴	
	2-Methylene-1,3-dioxepane ⁷⁰	
	<i>N</i> -Vinylpyrrolidone ⁷⁴	Retardation; low molar mass products

opening methods. TARO-made copolymers were shown to degrade rapidly under mild conditions through aminolysis,^{63,66} cysteinolysis,^{64,66} thiolysis,^{66,67} and oxidative cleavage.⁶⁶ The degradation was shown to cause insoluble-soluble transitions (including of thermally responsive polymers with LCST or UCST behaviour)⁶⁶ in water, which was exploited to release an encapsulated dye (as a drug model) from core-degradable PEG-based diblock copolymer micelles.⁶⁷ As the thioester linkages were shown not to contribute to cytotoxicity, the TARO method is promising for intracellular drug delivery applications with glutathione-triggered degradation and release.⁶⁷

TARO monomers have also found a use in producing degradable cross-linked materials through uncontrolled radical polymerization.^{68,71} Incorporation of only 4 mol% of

DOT into acrylate-based networks led to the ability to completely degrade the insoluble materials. The low incorporation allowed for the retention of the physical properties of the network, compared to non-degradable controls, and 3D-print some of the structures. Additionally, TARO-made co-/ter-polymers have been synthesised through emulsion polymerization. Here, degradable latexes have been produced by polymerization of DOT with *n*-butyl acrylate and styrene, producing polymers with variable glass transition temperatures.⁶⁹

2.6 Radical polymerization of the C=S group

The above systems involve β -scission. Conversely, thiocarbonyl fluoride ($F_2C=S$) and thiocarbonyl chlorofluoride ($ClFC=S$), which do not have β -bonds, undergo radical polymerization of the C=S bond, see Scheme 13A.⁷⁵ Although the thiocarbonyl





Scheme 13 Radical polymerization of thiocarbonyl fluoride and thiocarbonyl chlorofluoride (A), copolymerization with a selection of vinyl monomers and olefins (B), and proposed backbone degradation mechanism of thiocarbonyl fluoride–vinyl acetate copolymers (C).^{75,76}

fluoride homopolymer has excellent chemical stability (see section 3.4.3),⁷⁶ this synthesis has not found much interest since the original publications in the 1960s. Challenges involve the laborious low-yielding synthesis of the monomer through fluorination of the toxic thiophosgene and the necessity to polymerize it at temperatures between -60°C and -120°C . Radical initiation at these temperatures was achieved by using the trialkylboron–oxygen redox couple. In addition to poly(thiocarbonyl fluoride) homopolymer, copolymers with a variety of olefins and vinyl monomers were prepared, see Scheme 13B. While the authors believed that the mechanism involved the addition of the initiating radical onto the carbon centre, the above considerations make it more likely that radicals added onto the sulfur atom. The observation that copolymers with vinyl acetate showed rapid backbone degradation upon cleavage of the acetate side groups supports the formation of thioacetal groups through radical attack onto the sulfur atom, see Scheme 13C.

Another polymerization that is thought to involve radical species is the copolymerization of carbon disulfide with ethylene to produce poly(dithioesters) with ethyl spacers, see Scheme 14.⁷⁷ However, the polymers were also found to contain other functional groups such as alkene and disulfide links. The polymerization was undertaken in the gas phase



Scheme 14 Polymerization of CS_2 with ethylene through a radical mechanism, initiated by UV-light.⁷⁷

and initiated with UV light to produce a biradical dimer of CS_2 , which was then free to propagate with either itself or ethylene units. The polymer product formed a deposit and was sparingly soluble in chloroform, which was explained through extensive cross-linking, perhaps through the creation of similar units to CS_2 homopolymerizations, see section 3.4.1.⁷⁸ Unfortunately, the same reaction could not be carried out with other alkene monomers, such as acrylates.⁷⁹

3. Reactions with nucleophiles

3.1 Reactivity

Thioesters, thionoesters, and dithioesters undergo the same nucleophilic acyl substitutions as their all-oxygen analogues.^{80,81} Due to the larger polarizability of the sulfur atom(s), substitutions typically follow a step-wise mechanism with a/several tetrahedral transition state(s).^{80,82} For the same reason, the relative reactivity in nucleophilic substitutions depends strongly on the hardness/softness of the nucleophile, with sulfur-containing esters reacting drastically faster than oxoesters with soft nucleophiles, see Scheme 15. This reactivity difference is sufficient for the selective cleavage of thioesters in the presence of oxoesters, as recently shown on TARO-made copolymers (see section 2.5).⁶³ In the context of RAFT agent stability, dithiobenzoates are more hydrolytically labile than trithiocarbonates,⁸ while the aminolysis rate of thiocarbonyl species increases in the order dithiocarbamate < thioester < xanthate.³⁹ In agreement with the reactivity order of carbonyl compounds against hard nucleophiles, organic isothiocyanates (R-N=C=S) are stable in neutral water at RT, while the corresponding isocyanates (R-N=C=O) hydrolyse quickly to the amine and CO_2 . As mentioned above, the C=O bond is more stable than the C=S bond. This can lead to isomerisation reactions, for example of cyclic compounds where a



Scheme 15 Acyl substitution (A) and relative rates of ester (I), thioester (II), thionoester (III), and dithioester (IV) cleavage (hydrolysis, trans(thio)esterification, aminolysis) (B), depending on the type of nucleophile. Note that the specific rates may differ from this guide based on the basicity of the nucleophile and nucleofuge, the nature of group R, and the solvent polarity.^{67,80,84–87}





Scheme 16 Isomerisation of ethylene thionocarbonate ($X = O$) and 1,3-oxathiolane-2-thione ($X = S$) in the presence of halides at 60 °C to form the more stable oxocarbonyl derivative.⁸³

nucleophilic attack expels a thionocarboxylate, see Scheme 16.⁸³

3.2 Postpolymerization modification

3.2.1 RAFT end group modification. While the thiocarbonylthio end groups of RAFT polymers were initially considered a nuisance and their removal was investigated,⁸⁸ these groups were soon recognised as protected thiols. Aminolysis remains the most common (and selective) deprotection route, among other methods. This simple access to thiol end groups contributed, in part, to a huge increase in popularity of thiol-X chemistries. The large volume of literature on RAFT end group modification can be followed in published review articles.^{84,89–93}

More recently, small molecule⁹⁴ and RAFT end group⁹⁵ dithiobenzoates were shown to release hydrogen sulfide in the presence of cysteine or homocysteine⁹⁵ (in addition to a small molecule/polymer thiol). Hydrogen sulfide finds pharmaceutical application, for example to lower blood pressure,⁹⁶ making dithiobenzoate-terminated polymers promising for controlled release applications.

3.2.2 Side group modification. Vinyl monomers carrying thiocarbonyl side group functionality have been used for post-polymerization modification. 2-Isothiocyanatoethyl methacrylate and 2-isothiocyanatoethyl acrylate were prepared from dithiocarbamate precursors and shown to undergo radical polymerization with survival of the reactive side group.⁹⁷ The resulting isothiocyanate-functional polymers were stable in the presence of water, formed the corresponding thioureas with amines, and reacted with alcohols and thiols only in the presence of DBU as a strong base. Difunctional amines were successfully used for crosslinking.⁹⁸

Xanthate side group functionality in (meth)acrylic monomers was shown to be stable during RAFT polymerization mediated by a dithiobenzoate (due to better stabilisation of the intermediate; see section 2.3.1), to allow for a simple release of pendant thiol groups through selective aminolysis without harming the (meth)acrylic oxoesters and to enable postpolymerization side group functionalisation.³⁹

3.3 Anionic ring-opening polymerization (AROP)

The nucleophilic ring-opening of lactones and carbonates is a major route toward backbone-degradable polymers such as poly(lactic acid) and poly(ϵ -caprolactone).⁹⁹ Similarly, a range of cyclic thionocarbonates, xanthates, and thionolactones has been polymerized through anionic or organocatalytic ring-opening polymerization methods, see Table 2.

The AROP of ϵ -thionocaprolactone, **16**, has been demonstrated to produce two different classes of polymers with either retention of the thionoester units in the backbone or the production of thioester units through an S–O isomerisation.^{100,107}

Here, the initiator/catalyst dictate which mechanism is prevalent. Direct attack of the initiator/anionic chain end onto the thiocarbonyl carbon produced thionoester containing polymers (see Scheme 17, Pathway A), whilst attack *via* addition onto the ϵ -carbon produced thioester containing polymers (see Scheme 17, Pathway B).¹⁰⁰ Pathway A was referred to as the formation of the kinetic product,¹⁰⁰ due to the greater electrophilic nature of the thiocarbonyl carbon compared to the ϵ -carbon, leading to a faster reaction. This route could be selected by using strongly nucleophilic initiators, such as organolithium and Grignard reagents, which consequently produced only thionoester repeat units with up to 100% conversion. The mechanism resembles that of the AROP of the oxoester analogue, ϵ -caprolactone.¹⁰⁸ Conversely, Pathway B involves a substitution reaction, followed by S–O isomerisation to form the more thermodynamically stable C=O bond (as opposed to the C=S bond of Pathway A) and thiocarboxylate anion. This route is also followed by monomer **17** (see Table 2) and was achieved with ϵ -thionocaprolactone when using DBU as the ‘initiator’. However, this pathway was shown to be much slower than pathway A, leading to only 25% conversion, and a maximum of 89% thioester units, whilst still incorporating 11% of the thionoester units.¹⁰⁰

The thionoester containing polymer has also been synthesised through organocatalytic ROP of ϵ -thionocaprolactone, using a non-nucleophilic base (such as DBU and 2-*t*-butylimino-2-diethylamino-1,3-dimethylperhydro-1,3,2-diazaphosphorine (BEMP)), benzyl alcohol and a thiourea.¹⁰¹ Here, the thiourea is thought to hydrogen-bond to the sulfur atom of the thionolactone, further activating the thiocarbonyl carbon toward nucleophilic attack, see Scheme 18.⁹⁹ This allowed selectivity of the polymer makeup when using DBU, as both thionoester and thioester polymers can be produced, depending on the inclusion, or absence, of a thiourea. Likewise, monomer **20** could be organocatalytically polymerized with retention of the thiocarbonyl function.¹⁰⁶

This use of a thiourea as a polymerization catalyst demonstrates another application of C=S functional molecules in polymer science.¹⁰¹ Several similar catalysts (along with their oxo-urea analogues) have been investigated for the ring-opening of δ -valerolactone, ϵ -caprolactone, and lactide.^{109,110} For thiourea catalysts, the rate of polymerization has been demonstrated to be highly dependent on the functional groups attached to the nitrogen atoms and solvent choice, with faster rates found for non-polar solvents. A second, (thio)imidate-mediated, mechanism has been shown to be in competition with the mechanism shown in Scheme 18.¹¹¹ This second mechanism is preferred with higher monomer concentrations, polar solvents, higher temperatures, and stronger base cocatalysts.

A recent contribution demonstrated that even 5-membered thionolactones (**19**) can undergo ring-opening polymerization,



Table 2 Structures of cyclic thiocarbonyl species shown to undergo anionic or organo-catalytic ring-opening polymerization with polymerization conditions

Thiocarbonyl species	Mechanism/polymer product	Conditions	Comments
 16	Anionic <i>Retention of thiocarbonyl and/or S-O isomerism</i>	MeLi, <i>n</i> -sec/ <i>t</i> -BuLi, PhLi, <i>t</i> -BuMgCl, <i>t</i> -BuOLi, <i>t</i> -BuOK, DBU, 100 °C (ref. 100)	Product depends on initiator used: poly(thionoesters) produced when a strong nucleophile is used (organolithium, Grignard); mainly poly(thioester) produced with poor nucleophile (DBU), but with low conversions
	Organocatalytic <i>Retention of thiocarbonyl</i>	Benzyl alcohol, DBU or BEMP, a thiourea, r.t.–100 °C (ref. 101)	Solely produces the thionoester polymer, even when using DBU, due to the inclusion of a thiourea; larger thionolactones have been investigated (8, 9 and 16 membered, a 17-membered dithionolactone), showing the same retention of thionoester moiety, with high conversion (62–92%) ¹⁰²
 17a: X = O 17b: X = S	Anionic <i>S-O isomerism</i>	Anhydrous acid ⁸³	Similar polymerization of ethylene carbonate leads to ether linkages due to loss of carbon dioxide ¹⁰³
 18a	Organocatalytic <i>Retention of thiocarbonyl</i>	1,5,7-Triazabicyclo[4.4.0]dec-5-ene (TBD, organocatalyst) and 4-methyl benzyl alcohol (initiator) ¹⁰⁴	Proceeds <i>via</i> retention of the thiocarbonyl bond, without an S–O isomerism, different to 17, reportedly due to the use of an organocatalyst; 18a was shown to polymerize the fastest due the additional ring strain of the <i>trans</i> configuration of the xanthate ring; 18b was thought to be faster than 18c due to C–S bonds being weaker and easier to break than C–O bonds
 18b: X = S 18c: X = O			
 19a: R ₁ = H R ₂ = H 19b: R ₁ = Me R ₂ = H 19c: R ₁ = H R ₂ = Me	Organocatalytic <i>S-O isomerism</i>	BEMP, r.t. ¹⁰⁵	Produces only the thioester polymer, through an irreversible mechanism; similar to the DBU ring-opening of ϵ -thionocaprolactone 16, however no trace of the thionoester is found
 20	Organocatalytic <i>Retention of thiocarbonyl</i>	DMAP, DBU, thiourea ¹⁰⁶	Poor yields and conversions achieved with this specific monomer, although retention of the thionoester was found; further promising results have been reported using an aluminium catalyst, leading to isolatable polymers (89% conversion after 3 h)

using a basic phosphorous catalyst (such as BEMP) and ambient conditions.¹⁰⁵ Here, the thioester product is the only polymer produced, utilising the S–O isomerisation as the main driving force and overcoming the lack of ring-strain.^{112–114} However, two competing side reactions occur. These are the S–O isomerisation reaction from the thionolactone to the thio-lactone, and the production of dimers from the thionolactones. Maximum monomer conversions were limited with this method, achieving 46–51%, with a 60 : 36 : 4 ratio of polymer : isomerisation product : dimer. Notably, the thionolactones monomer was synthesised from succinic acid derived from

biomass, demonstrating the ability to produce degradable polymers from sustainable sources.¹⁰⁵

3.4 Anionic polymerization of thiocarbonyls

3.4.1 Homopolymerization of carbon disulfide. Although often overlooked, carbon dioxide is used as a monomer. Similarly, carbon disulfide (CS₂) can be utilised in polymerizations, along with the analogous carbonyl sulfide (COS). One of the major applications involves their copolymerization with epoxides and there are some examples of copolymerization with other monomers such as thiiranes,¹¹⁵ oxetane,¹¹⁶ ketene





Scheme 17 The two potential mechanisms for AROP of ϵ -thionocaprolactone, **16**. Pathway A: use of a strong nucleophile, such as an organolithium reagent, formed thionoester polymers; Pathway B: use of a poor nucleophile, such as DBU, formed thioester polymers through an S–O isomerisation. Adapted from ref. 100 with permission from the American Chemical Society, copyright 1999.



Scheme 18 Organocatalytic ROP of ϵ -thionocaprolactone using a thiourea to help selectively produce the thionoester polymer, poly(ϵ -thionocaprolactone). Shown is the transition state.^{99,101} Reproduced from ref. 101 with permission from the American Chemical Society, copyright 2016.



Scheme 19 Multiple products of the homopolymerization of carbon disulfide.^{121,123}

cyclic *N,O*-acetals,¹¹⁷ in addition to its homopolymerization.⁷⁸ Two excellent reviews^{118,119} discuss this topic in depth, as well as the polymerization of carbon dioxide.

The homopolymerization of CS_2 involved the formation of a black solid,¹²⁰ which did not only contain the expected linear dithioester polymer repeat unit (Scheme 19, structure I), but instead produced a complex concoction of many different sulfur moieties, such as trithiocarbonates,⁷⁸ and disulfides (structure II), along with several cyclic polymers (structure III)¹²¹ and small molecules, for example the cyclic dimer of CS_2 (structure IV). Reported conditions for the homopolymeri-

zation are typically harsh and have included sodium initiators (anionic polymerization),¹²² high pressures,⁷⁸ ultraviolet¹²³ and gamma irradiation,¹²⁴ and, most recently, electroreduction,¹²⁵ all of which led to the production of a very similar product mixtures.

3.4.2 Anionic copolymerization of carbon disulfide and carbonyl disulfide. One of the most popular comonomers to polymerize with carbon disulfide are epoxides, which produce a variety of polymers, depending on the conditions used as well as the epoxide, see Scheme 20A.¹¹⁹ When CS_2 and epoxides are combined with a metal catalyst, scrambling of the sulfur and oxygen atoms can occur, forming some thiiranes from the epoxide, as well as carbonyl sulfide and carbon dioxide from carbon disulfide.^{126–128} The combination of these multiple molecules can lead to the production of trithiocarbonate, xanthate, dithiocarbonate, thiocarbonate, and carbonate polymer units, see Scheme 20.¹²⁹ In addition to this, ring-opening of the epoxide or the thiirane can occur, without incorporation of the CS_2 (or COS/CO_2) group, leading to the formation of ethers and thioethers within the polymer backbone. This has certainly been the case when using zinc-based catalysts, such as diethyl zinc.^{126,128} Other common catalyst are zinc–cobalt double metal cyanide¹²⁸ and (salen)Cr–Cl,¹²⁷ which still lead to mixtures of units but with greater incorporation of the oxygen-containing units in the polymer. Here, the sulfur atoms are utilized more in the formation of cyclic tri/di/mono-thiocarbonates. If the epoxide is unsymmetrical and both sides of the ring are viable for ring-opening, then four different polymer microstructures can also be produced: head-to-tail, tail-to-head, tail-to-tail, and head-to-head, see Scheme 20.¹³⁰ Catalysts have been demonstrated to be one of the major factors to determine the polymer microstructure, with (salen)CrCl producing mainly tail-to-head structures, whilst zinc–cobalt double metal cyanide produces the head-to-tail structure. Due to the multiple combinations of incorporated units and polymer microstructures, there is a real push in the literature to find catalysts and conditions that minimize scrambling and selectively produce one major product.¹¹⁹

Recently, efforts have managed to produce highly regioregular and alternating poly(thiocarbonates), using lithium *tert*-butoxide as an initiator.¹³¹ The authors synthesized high MW polymers (up to 109 kg mol^{-1}), with 94% of the backbone being made up of either thionocarbonates in a head-to-head arrangement, or trithiocarbonates in a tail-to-tail arrangement. The avoidance of a large metal complex (such as (salen)CrCl) seemed to avoid many of the scrambling products.¹³¹ Another study recently investigated how to produce semi(crystalline) polymers through this method, increasing the sulfur content, and minimising the carbonate groups using different catalysts as well as (salen)Cr–Cl.¹³²

In addition to epoxide comonomers, the copolymerization of CS_2 can be achieved with other highly strained ring systems such as thiiranes and the 4-membered oxetane. With methyl thiirane (see Scheme 20B), the poly(trithiocarbonate) was exclusively produced when using (salen)CrCl as the catalyst. This was due to the absence of oxygen-containing species in





Scheme 20 Left: Copolymerization reactions of carbon disulfide with (A) epoxides, (B) thiiranes, (C) oxetane, and (D) copolymerization with carbonyl sulfide and epoxides; Right top: O/S scrambling of CS₂ and epoxides leading to a large range of backbone polymer moieties; Right bottom: copolymerization of COS and propylene oxide leading to different polymer microstructures. Adapted from ref. 133 with permission from the American Chemical Society, copyright 2016.



Scheme 21 Production of poly(trithiocarbonates) using thiiranes and CS₂.¹³⁴

the reaction mixture, hindering the formation of thiocarbonates and xanthates.¹¹⁵ Here, the polymer is produced in an entirely alternating fashion, with the major by-product being the cyclic trithiocarbonate small molecule. It was found that using a greater ratio of CS₂ to methyl thiirane (2 : 1 as opposed to 1 : 1) led to the greatest ratio of polymer compared to the cyclic by-product (92% polymer). More recently other sulfur-rich polymers were produced by using cyclohexene sulfide, forming the same trithiocarbonate containing polymer, along with some of the cyclic trithiocarbonate by-product (>80% polymer), see Scheme 21.¹³⁴

With oxetane as comonomer, multiple repeat units can be produced, similar to epoxide copolymerizations, see Scheme 20C.¹¹⁶ In this case, however, the main units incorporated were the thiocarbonate and trithiocarbonate moieties, with the ratios being dictated by the ratio of CS₂, the temperature, and the cocatalyst. It was found that a greater CS₂-

oxetane ratio led to the formation of repeat units with a higher sulfur content (*e.g.*, as xanthates), and higher likelihood of C=S bond incorporation. Increasing the temperature made C=S to C=O switching more likely, leading to the formation of more carbonate and thiocarbonate repeat units. The mechanism for the O/S-scrambling was also discussed in this article.¹¹⁶

An analogous reaction occurs when using carbonyl sulfide (COS) and epoxides. However, this combination exclusively leads to the poly(thiocarbonate) product, preferentially retaining the more thermodynamically stable C=O bond over the C=S bond, see Scheme 20D.^{20,21,135} Two potential units still can form however, depending on whether the thiocarbonate anion prefers to attack the carbon atom of R₁ or R₂. If one of the groups is a hydrogen and the other an electron-donating group, then attack will occur on the least hindered end of the epoxide, forming the tail-to-head polymer, see Scheme 20.¹³⁵ If, however, a sterically hindered but also electron withdrawing group is used, such as in the case of styrene oxide, attack will occur on either carbon atom, due to both a steric driving force and an electronic driving force. In this case, the metal catalyst can dictate the predominance of either unit forming.¹³⁰ Carbonyl sulfide can also be reacted with oxetane to produce the poly(thiocarbonate) exclusively, in a similar fashion to Scheme 20C.¹³³

Another copolymer stemming from carbon disulfide involves ketene cyclic *N,O*-acetals. This copolymerization leads to the formation of polymer repeat units containing both dithioesters and amides, see Scheme 22.¹¹⁷ The resulting polymer is zwitterionic, with ionic groups found at the two polymer terminals; containing a cyclic *N,O*-acetal cation at the α -end and a dithioester anion at the ω -end. Polymerization involved the enamine attacking the CS₂ carbon, followed by nucleophilic attack of the formed sulfur anion on another





Scheme 22 Polymerization of ketene cyclic *N,O*-acetals, forming dithioester- and amide-containing polymers. The top scheme shows the mechanism of the polymerization. The bottom scheme shows side reactions when using the hydrogen species, rather than the dimethyl analogue.¹¹⁷

ketene cyclic *N,O*-acetal, leading to ring-opening and propagation. Polymerization without the inclusion of the two methyl groups in the ketene cyclic *N,O*-acetal led to a tautomerism with the acidic protons between the thiocarbonyl and carbonyl group. The sulfur atom from the in-chain dithioester can then react with further ketene cyclic *N,O*-acetals, leading to the production of two different polymer repeat units.

Another route that does not involve an epoxide is the use of a trithiocarbonate ion reacting with a dihalogen species using a tetraalkyl ammonium catalyst for phase-transfer.^{136,137} Here, the trithiocarbonate ion (CS_3^{2-}) can be synthesised from CS_2 and NaOH , and the dihalogen species can be either an alkyl chain or aromatic, as long as the halogen can be substituted. For an alkyl chain, if $n \geq 2$ (Scheme 23) a polymer will form, however for $n = 0, 1$, it is speculated that the intramolecular reaction is preferred, forming 5/6-membered trithiocarbonates.¹³⁷ Including a stoichiometric amount of a diol compared to the dihalogen species, and aqueous sodium hydroxide resulted in the formation of the xanthate polymer, instead of the trithiocarbonate.¹³⁸

3.4.3 Anionic polymerization of fluorothiocarbonyls. In addition to the radical polymerization described in section 2.6, thiocarbonyl fluoride ($\text{F}_2\text{C}=\text{S}$) undergoes anionic polymerization in anhydrous solvents at low temperatures when initiated by metal alkoxides, amines, or even DMF, see Scheme 24. The resulting homopolymer was a chemically resistant elastomer that survived immersion into boiling



Scheme 24 Anionic polymerization of thiocarbonyl fluoride (top) and structures of other thiocarbonyl compounds to undergo this polymerization (bottom).

fuming nitric acid for 1 h and showed little change when immersed in boiling 40% aq NaOH for 24 hours. Conversely, exposure to organic amines at RT or temperatures above $175\text{ }^\circ\text{C}$ caused rapid depolymerization of the native polymers. This degradability was prevented by capping the ends with CF_3 groups through antimony pentafluoride. Although the very low glass transition temperature of $-118\text{ }^\circ\text{C}$ is promising for application as a low temperature elastomer, the slow crystallisation at temperatures below its melting point of $35\text{ }^\circ\text{C}$ and associated loss of its elastic properties, however, may hamper this use.^{76,139} Under similar conditions, other fluorinated thiocarbonyl compounds were found to undergo anionic polymerization, although the resulting materials were not as chemically resistant. Poly(hexafluorothioacetone) produced at $-110\text{ }^\circ\text{C}$ underwent depolymerization at RT.^{76,139}

4. Reactions with electrophiles

Due to the large S-lone pairs, thiocarbonyls are more nucleophilic than the corresponding O-analogues. For example, thiourea reacts under mild conditions with alkyl halides to form isothiuronium salts which can conveniently be hydrolysed into alkyl thiols.¹⁴⁰ In the polymer field, the most important reactions of thiocarbonyls with electrophiles are cationic ring-opening polymerization (CROP) and cationic RAFT.

4.1 Cationic ring-opening polymerization (CROP)

The CROP mechanism can be demonstrated on the cyclic xanthates **21a-d**, see Scheme 25 and Table 3.¹⁴¹ There are several potential pathways that can occur depending on the



Scheme 23 Top: Production of trithiocarbonate anions from CS_2 and sodium hydroxide and their use to produce alternating copolymers with a dihalogen species. Bottom: Production of poly(xanthate) through the use of a dihalogen and diol with carbon disulfide and aqueous sodium hydroxide.





Scheme 25 CROP mechanism of cyclic xanthates (**21**) as a representative cyclic thiocarbonyl compound. The product of the polymerization is Lewis acid and concentration dependent. Reproduced from ref. 141 with permission from the American Chemical Society, copyright 1998.

conditions used. Using the Lewis acids TfOEt or BF_3OEt_2 to activate the xanthate group has two possible outcomes: (i) an S–O isomerisation of the cyclic xanthate **21**, converting the monomer into a cyclic dithiocarbonate (path A, A') in the absence of polymerization; (ii) polymerization can occur through an S–O isomerisation, forming polythiocarbonates (path B, B'). It was shown that increasing the amount of Lewis acid catalyst led to greater amounts of polymer being formed (path B, B'). Interestingly, depolymerization was also shown to occur through a backbiting reaction when using TfOEt (path E), demonstrated by a decrease of polymer molecular weight throughout the polymerization. Attempts to polymerize the dithiocarbonate isomer were not successful under any conditions used (path F). Conversely, when triflic acid was used as the Lewis acid no polymer was formed (path D, D'), but exclusively the cyclic dithiocarbonate isomer (path C, C'). Monomers **22** (see Table 3) followed the same pathways, producing polymers through path B, B', the cyclic isomer by path A, A', and depolymerization through path E.¹⁴² Cationic polymerization of ϵ -thionocaprolactone, **16**, led exclusively to the thioester containing polymer, through path B, B'.^{107,141}

The CROP of cyclic xanthates has been explored in producing degradable crosslinked polymers, see Scheme 26.¹⁵¹ Here,

the use of a bis(cyclic xanthate) allowed ring-opening and polymerization through both units, whereby each produced dithiocarbonate units whilst forming the polymer network. This could then be degraded or 'depolymerized' through the addition of *t*-BuOK, leading solely to the cyclic dithiocarbonate isomer that can also form as a side-product through polymerization.

Similarly to the cyclic xanthates **21a–d**, monomers **21e–h** undergo an S–O isomerisation and form polydithiocarbonates. However, their backbones varied slightly due to neighbouring group participation.¹⁴⁹ Demonstrated in Scheme 27 with **21e** as an example, the oxygen of the ester side group can encourage ring-opening to form intermediate **III**. This intermediate was observable by NMR spectroscopy due to its stability and led to a living polymerization ($D < 1.2$), due to its long lived nature. Upon ring-opening, path G was then exclusively followed, instead of path A or B which was favoured by monomers **21a–d** in Scheme 25. This led to migration of the ester group to the adjacent carbon atom, and instillation of an additional CH_2 group in the polymer backbone. The absence of any of the cyclic isomer (**IV**) and the expected polymer (**V**) for **21e**, was suggested to be due to steric factors making path A/B less favourable than path G. The cyclic isomer was also not produced when TfOH was used as the initiator, suggesting suppression of the intramolecular isomerisation of intermediate **I** seen with **21a–d**, due to the ability to form the stable intermediate **III**.

This has been replicated with other neighbouring groups such as other functionalised esters,¹⁴⁹ carbamates (**21f**),¹⁴⁸ thioethers (**21h**),^{145,146} and most recently, a tertiary amine (**21g**).¹⁴⁷ Path G was exclusively followed by the monomers **21e** and **21f**. Livingness was observed for all monomers **21e–h**. For monomers **21g** and **21h**, some of the polymer product (<35%) from path B (Scheme 27) was also observed along with the predominant 'path G' product. **21h** led to the production of some of the cyclic isomer through path A.¹⁴⁶ Despite this, the polymerization of the thioether containing monomers (**21h**) were reported to be living as well. Other cyclic xanthates, containing a spiro thia-heterocycle, have led to similar results along with ring contraction, see Scheme 28.¹⁴⁵

4.2 Cationic RAFT

Living cationic polymerization was developed in the 1980s. The concept (which is still one of the most-used ones today) relies on the reversible deactivation of the carbocationic chain end through the reversible transfer of an anion from a suitable Lewis acid catalyst.¹⁵² In 2015, metal-free living cationic polymerization through a reversible addition–fragmentation chain transfer (RAFT) process was described¹⁵³ following earlier work that involved a Lewis acid catalyst and additives.¹⁵⁴ The new concept has recently been reviewed¹⁵⁵ and we limit this section to a brief account of thiocarbonylthio compounds for cationic chain transfer. An example of cationic RAFT using a dithiocarbamate is shown in Scheme 29. Efficient transfer of the cation onto the chain transfer agent



Table 3 Structures of cyclic thiocarbonyl species shown to undergo cationic ring-opening polymerization with polymerization conditions

Thiocarbonyl species	Mechanism/ polymer product	Conditions	Comments
 <p>21a: R = CH₂OPh 21b: R = Me 21c: R = Et 21d: R = CH₂Cl 21e: R =  21f: R =  21g: R =  21h: R = CH₂SPh</p>	Cationic <i>S</i> - <i>O</i> isomerism	TfOMe or TfOEt, r.t.–60 °C; BF ₃ OEt ₂ at 60–100 °C (ref. 143 and 144)	21a–d = high polymerization conversions with dispersities as low as $\bar{D} = 1.23$; isomerisation to the cyclic thiocarbonate in the presence of other Lewis acids (ZnCl ₂ , SnCl ₄ , TfOH); greater polymer : cyclic thiocarbonate ratios were achieved with higher concentrations of Lewis acid (2% = 38 : 62; 20% = 82 : 18); reactivity followed 21b/c > 21a > 21d, reportedly due to electron donating ability of the R-group 21e–h undergo ring-opening through neighbouring group participation, ^{141,145–149} leading to living polymerizations and different polymer backbones to monomers 21a–d
 <p>22a: R₁ = Ph R₂ = H 22b: R₁ = H R₂ = COOMe 22c: R₁ = CH₂Ph R₂ = COOMe 22d: R₁ = C=OPh R₂ = COOMe 22e: R₁ = C=OMe R₂ = COOMe</p>	Cationic <i>S</i> - <i>O</i> isomerism	22a = P(OEt) ₃ , 140–160 °C (ref. 142) 22b–e = TfOMe, 30 °C (ref. 150)	22a: depolymerization occurs at higher temperatures (179 °C) and longer reaction times (20 h <i>versus</i> 3 h); analogous <i>O</i> -analogue did not undergo polymerization under the same conditions ¹⁴² Reactivity followed 22b > 22c > 22d > 22e, in agreement with the nucleophilicity of the sulfur atoms in each monomer ¹⁵⁰
 <p>16</p>	Cationic <i>S</i> - <i>O</i> isomerism	BF ₃ OEt ₂ , TfOH, TfOMe, TfOEt, 0–28 °C (ref. 107)	Solely produces the thioester polymer, opposite to the preferred product of the anionic mechanism

**Scheme 26** CROP of a bis(cyclic xanthate) leading to crosslinked polymers. Reproduced from ref. 151 with permission from the American Chemical Society, copyright 2005.

requires +M substituents that stabilise the intermediate cation and enhance the nucleophilicity of the thiocarbonyl sulfur (Scheme 7A). Thus, dithiocarbamates ($Z = \text{NR}_2$), trithiocarbonates ($Z = \text{SR}$), and xanthates ($Z = \text{OR}$) were found to work well, with the lowest dispersities ($\bar{D} = 1.08$) observed for the polymerization of isobutyl vinyl ether mediated by a dithiocarbamate chain transfer agent.¹⁵³ To transfer the cation onto the R-group of the chain transfer agent, it likewise needs to stabilise cations and was conveniently derived from the same vinyl ether monomer.¹⁵³ Interestingly, the authors described

diblock copolymers prepared through a switch from cationic to radical RAFT polymerization.¹⁵³

5. Other

5.1 Thiocarbonyl groups in hetero-Diels–Alder reactions

Thiocarbonyl groups can function as dienophiles in hetero-Diels–Alder (HDA) reactions, allowing for the construction of substituted thianes. Work in the late nineties^{156,157} established

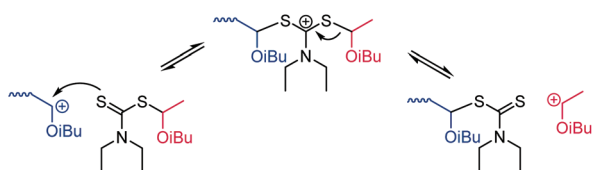




Scheme 27 CROP mechanism of cyclic xanthates featuring neighbour group participation, demonstrated on monomer **21e**, and followed analogously by monomers **21f–h**. The ester oxygen encourages ring-opening, forming a more stable carbenium cation through the two oxygen atoms and a phenyl group. Path G was shown to be the selective route for **21e**. Reproduced from ref. 149 with permission from John Wiley and Sons, copyright 2001.



Scheme 28 CROP of a cyclic xanthate containing a spiro thia-heterocycle. Reproduced from ref. 145 with permission from Elsevier, copyright 2020.



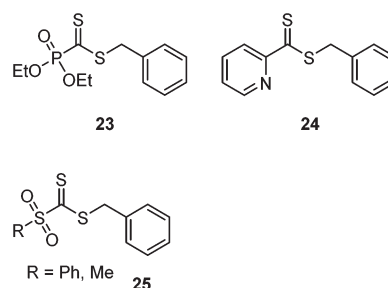
Scheme 29 Mechanism of cationic RAFT polymerization shown for the example of poly(isobutyl vinyl ether) (blue) mediated by a dithiocarbamate chain transfer agent carrying an isobutyl vinyl ether-derived R-group (red). The initiator and counterion are triflic acid and triflate, respectively (not shown).

a computationally-based understanding of these reactions and concluded that (excluding solvent effects) electron-withdrawing substituents on the thiocarbonyl dienophile promote higher conversions to the HDA product by lowering the LUMO. Electron poor C=S compounds employed in HDA cycloadditions have thus included cyanodithioformates,^{158–160} thioaldehydes,¹⁶⁰ polyfluoroalkyl thionoesters and dithioesters,¹⁶¹ phosphonodithioformates under Lewis acid catalysis,^{162,163} 2, 3, and 4-pyridinedithioesters (activated through protonation, Lewis acid complexation, or formation of the *N*-oxides) in the synthesis of the drug Aprikalim,¹⁶⁴ and monothiono oxalic derivatives,^{163,165} including with high enantioselectivity, see Scheme 30.^{163,165,166} Thiabutadiene

Scheme 30 Hetero-Diels–Alder [4 + 2] cycloadditions on thiocarbonyls carrying electron-withdrawing groups.

derivatives, conversely, have been used as dienes in HDA reactions.¹⁶⁷

The concept has been triumphantly exploited in the polymer arena on RAFT end groups.^{168–170} Inspired by the high reactivity of 2-pyridine and phosphono-functional dithioformates in HDA reactions, RAFT agents **23** and **24** (Scheme 31) were prepared and shown to successfully mediate RAFT polymerizations. HDA reactions with a variety of diene- and cyclopentadiene-end capped polymers resulted in highly efficient conjugation and the preparation of diblock copolymers even at RT^{171–173} and in water.¹⁷⁴ Star-shaped polymers with two, three, or four arms were efficiently prepared by graft-



Scheme 31 Structures of RAFT agents with electron-poor C=S groups suitable for (post-polymerization) hetero-Diels–Alder cycloadditions with diene-functional polymers or surfaces.



ing arms onto a multi diene-functional core.¹⁷⁵ The high efficiency of the reaction was also exploited to graft diene-end terminal chains onto divinylbenzene microspheres prepared with a phosphonodithioformate 23.¹⁷⁶ Like most (hetero-) Diels–Alder cycloadditions, the thiocarbonyl–diene reaction is thermally reversible. This concept was exploited to anchor a cyclopentadiene-protected RAFT agent onto a surface through catechol binding. Heating with a cyclopentadiene end-functional polymer resulted in retro-Diels–Alder loss of the cyclopentadiene protecting group and concurrent Diels–Alder binding of the cyclopentadiene-terminal polymers, resulting in surface grafting.¹⁷⁷

Following computational predictions, a novel RAFT agent, 25, was prepared which features a very electron poor sulfonyl-functional thiocarbonyl group.¹⁷⁸ This chain transfer agent successfully mediated the RAFT polymerization of an acrylate and underwent HDA cycloadditions with dienes even in the absence of a catalyst. The dienophile was so reactive it even reacted with styrene. This reaction was subsequently used to modify silica surfaces pre-treated with a trialkoxysilyl-functional styrene derivative.¹⁷⁹

5.2 Thermolysis of RAFT end groups

As this review documents, thiocarbonyl groups undergo an impressive range of reactions. Their high reactivity, however, can result in thermal lability. Several studies have investigated the thermal stability of RAFT agents.^{180–182} The onset of thermal degradation depended heavily on the structure, with an aliphatic xanthate decomposing above 75 °C, while dithiobenzoates were generally stable until around 180 °C, with degradation usually involving a combination of pathways.¹⁸⁰ The decomposition of a RAFT agent during polymerization may result in loss of control and retardation through the formation of side products.¹⁸² Likewise, the thermal stability of a RAFT-made polymer and the degradation pathway depend on both the RAFT agent Z group and the type of repeat unit. Two mechanisms have been observed. Temperature-triggered radical C–S bond scission, followed by backbiting, radical decomposition of the polymer backbone and formation of multiple products was observed on trithiocarbonate-terminated poly(butyl acrylate)¹⁸³ and poly(methyl methacrylate).¹⁸⁴ Conversely, “clean” Chugaev eliminations were found for dithiobenzoate-terminated poly(methyl methacrylate) (Scheme 32A)¹⁸⁴ and trithiocarbonate-terminated polystyrene (Scheme 32B).¹⁸³ As such, thermal eliminations have been employed as a means to remove RAFT agent end groups.⁸⁹

5.3 UV-Vis absorbance of thiocarbonyl compounds

Most thiocarbonyl compounds have two UV-visible absorbance maxima. A weak $n-\pi^*$ transition in the visible range is responsible for the characteristic colour of many compounds; trithiocarbonates, thionolactones, xanthates, and dithiocarbamates are typically yellow (absorbance around $\lambda = 430$ nm)^{63,185} while most dithiobenzoates and thiophosgene are dark red (absorbance around $\lambda = 520$ nm).¹⁸⁵ This colour is very useful, for example, during chromatographic separation of thiocarbonyl



Scheme 32 (A) Thermal Chugaev eliminations on dithiobenzoate-terminated poly(methyl methacrylate)¹⁸⁴ and (B) trithiocarbonate-terminated polystyrene.¹⁸³ Both reactions provide intact polymers with terminal unsaturation. The respective RCSSH products are unstable and degrade further.

compounds or to judge crudely and quickly whether RAFT end groups are still present following a polymerization or post-polymerization modification reaction, or qualitatively monitor the disappearance of thionolactones during TARO polymerization.⁶⁴ The much stronger $\pi-\pi^*$ transition lies in the UV range with peaks around $\lambda = 300\text{--}310$ nm for dithioester, trithiocarbonate, dithiocarbamate RAFT agents and is exploited for the determination of number-average molecular weights (assuming that all chains are terminated by RAFT agent end groups),¹⁸⁵ or to quantitatively monitor reactions of RAFT end groups.¹⁶⁹

Sufficiently strong UV irradiation can cause photolytic cleavage of a C–S bond, which can be exploited for photoinitiation of RAFT reactions, in the absence of traditional radical initiators.¹⁸⁶

In the realm on non-vinyl polymers, a conjugated thioquinacridone-based polymer was presented as an efficient photosensor for mercury ions. In its thiocarbonyl state, the polymer was only weakly fluorescent and appeared dark green. Micromolar quantities of Hg^{2+} cations catalysed the dethionation toward the oxocarbonyl analogue which was bright red with strong fluorescence originating from the quinacridone fluorophore, see Scheme 33.¹⁸⁷



Scheme 33 Mercury-sensing conjugated polymer that changes colour based on the catalysed dethionation of two thiocarbonyl groups. Reproduced from ref. 187 with permission from the Royal Society of Chemistry, copyright 2014.



6. Outlook

Thiocarbonyl compounds have been exploited in polymer science for over a century. But the recent increase of work in several fields promises that more fascinating times lie ahead. In particular, the reaction of dithiobenzoate RAFT end groups with (homo)cysteine to produce hydrogen sulfide is a promising avenue to release and deliver this pharmaceutically important small molecule. Increasing the control over macromolecular synthesis hinges mainly on achieving monomer sequence control and the insertion of single monomer units.¹⁸⁸ For RAFT, these goals require an excellent understanding of the stability and behaviour of thiocarbonyl-derived radicals. The reversibility of the thiocarbonyl Diels–Alder adducts is promising for the development of reversible RAFT agent protecting groups that could survive a postpolymerization modification of side groups. The radical ring-opening of thionolactones has the advantage over conventional systems that the resulting thioester backbone units can be cleaved selectively under mild conditions. It is foreseeable that the TARO concept will be expanded from thionolactones to other cyclic thiocarbonyl monomers (cyclic xanthates, cyclic thionocarbonates) to develop novel monomers compatible with all classes of vinyl comonomers. The organo-catalytic ring-opening polymerization of thionolactones can likewise be driven by the C=S → C=O isomerization; its application to nature-derived 5-membered rings is promising for the development of sustainable materials. Notably, the fact that the same thionolactone monomers can undergo radical, cationic, anionic, and organo-catalytic ring-opening polymerizations increases their potential for future industrial significance.

Conflicts of interest

There are no conflicts to declare.

References

- D. H. R. Barton and S. W. McCombie, *J. Chem. Soc., Perkin Trans. 1*, 1975, 1574–1585, DOI: [10.1039/P19750001574](https://doi.org/10.1039/P19750001574).
- D. Crich and L. Quintero, *Chem. Rev.*, 1989, **89**, 1413–1432.
- S. Z. Zard, *Helv. Chim. Acta*, 2019, **102**, e1900134.
- S. Z. Zard, in *Handbook of RAFT Polymerization*, 2008, DOI: [10.1002/9783527622757.ch5](https://doi.org/10.1002/9783527622757.ch5).
- R. Müllhaupt, *Angew. Chem., Int. Ed.*, 2004, **43**, 1054–1063.
- G. W. Blanco, *Ind. Eng. Chem.*, 1926, **18**, 1257–1259.
- S. Perrier, *Macromolecules*, 2017, **50**, 7433–7447.
- G. Moad, in *Controlled Radical Polymerization: Mechanisms*, American Chemical Society, 2015, vol. 1187, ch. 12, pp. 211–246.
- M. D. Nothling, Q. Fu, A. Reyhani, S. Allison-Logan, K. Jung, J. Zhu, M. Kamigaito, C. Boyer and G. G. Qiao, *Adv. Sci.*, 2020, **7**, 2001656.
- G. Moad, *Polym. Chem.*, 2017, **8**, 177–219.
- M. Beija, J.-D. Marty and M. Destarac, *Prog. Polym. Sci.*, 2011, **36**, 845–886.
- Y. Zhao and S. Perrier, in *Controlled Radical Polymerization at and from Solid Surfaces*, ed. P. Vana, Springer International Publishing, Cham, 2016, pp. 77–106. DOI: [10.1007/12_2015_316](https://doi.org/10.1007/12_2015_316).
- B. D. Fairbanks, P. A. Gunatillake and L. Meagher, *Adv. Drug Delivery Rev.*, 2015, **91**, 141–152.
- C. Boyer, V. Bulmus, T. P. Davis, V. Ladmiral, J. Liu and S. Perrier, *Chem. Rev.*, 2009, **109**, 5402–5436.
- A. Gregory and M. H. Stenzel, *Expert Opin. Drug Delivery*, 2011, **8**, 237–269.
- D. Smith, A. C. Holley and C. L. McCormick, *Polym. Chem.*, 2011, **2**, 1428–1441.
- C. E. Hoyle and C. N. Bowman, *Angew. Chem., Int. Ed.*, 2010, **49**, 1540–1573.
- S. Aksakal, R. Aksakal and C. R. Becer, *Polym. Chem.*, 2018, **9**, 4507–4516.
- H. Mutlu, E. B. Ceper, X. Li, J. Yang, W. Dong, M. M. Ozmen and P. Theato, *Macromol. Rapid Commun.*, 2019, **40**, 1800650.
- G. Rindorf and L. Carlsen, *Acta Crystallogr., Sect. B: Struct. Crystallogr. Cryst. Chem.*, 1979, **35**, 1179–1182.
- K. B. Wiberg and Y. Wang, *ARKIVOC*, 2010, **2011**, 45–56.
- D. J. Henry, M. L. Coote, R. Gómez-Balderas and L. Radom, *J. Am. Chem. Soc.*, 2004, **126**, 1732–1740.
- D. H. R. Barton, D. Crich, A. Löbberding and S. Z. Zard, *Tetrahedron*, 1986, **42**, 2329–2338.
- G. Moad, *Macromol. Chem. Phys.*, 2014, **215**, 9–26.
- S. W. McCombie, B. Quiclet-Sire and S. Z. Zard, *Tetrahedron*, 2018, **74**, 4969–4979.
- D. H. R. Barton, W. B. Motherwell and A. Stange, *Synthesis*, 1981, 743–745.
- T. Otsu and M. Yoshida, *Makromol. Chem., Rapid Commun.*, 1982, **3**, 127–132.
- T. Otsu, M. Yoshida and A. Kuriyama, *Polym. Bull.*, 1982, **7**, 45–50.
- T. Otsu, M. Yoshida and T. Tazaki, *Makromol. Chem., Rapid Commun.*, 1982, **3**, 133–140.
- T. Otsu and K. Nayatani, *Makromol. Chem.*, 1958, **27**, 149–156.
- T. Otsu, *J. Polym. Sci.*, 1957, **26**, 236–239.
- T. Otsu and A. Kuriyama, *J. Macromol. Sci., Part A: Pure Appl. Chem.*, 1984, **21**, 961–977.
- T. Otsu, *J. Polym. Sci., Part A: Polym. Chem.*, 2000, **38**, 2121–2136.
- G. Moad, E. Rizzardo and S. H. Thang, *Polymer*, 2008, **49**, 1079–1131.
- D. J. Keddie, G. Moad, E. Rizzardo and S. H. Thang, *Macromolecules*, 2012, **45**, 5321–5342.
- J. Hioe and H. Zipse, in *Encyclopedia of Radicals in Chemistry, Biology and Materials*, 2012. DOI: [10.1002/9781119953678.rad012](https://doi.org/10.1002/9781119953678.rad012).
- J. Chiefari, R. T. A. Mayadunne, C. L. Moad, G. Moad, E. Rizzardo, A. Postma and S. H. Thang, *Macromolecules*, 2003, **36**, 2273–2283.



- 38 M. L. Coote and D. J. Henry, *Macromolecules*, 2005, **38**, 1415–1433.
- 39 M. Le Neindre, B. Magny and R. Nicolaj, *Polym. Chem.*, 2013, **4**, 5577–5584.
- 40 C. Dommanget, F. D'Agosto and V. Monteil, *Angew. Chem., Int. Ed.*, 2014, **53**, 6683–6686.
- 41 C. A. Bell, G. G. Hedir, R. K. O'Reilly and A. P. Dove, *Polym. Chem.*, 2015, **6**, 7447–7454.
- 42 C. Bergerbit, B. Farias-Mancilla, L. Seiler, V. Monteil, S. Harrisson, F. D'Agosto and M. Destarac, *Polym. Chem.*, 2019, **10**, 6630–6640.
- 43 J. Zeng, J. Zhu, X. Pan, Z. Zhang, N. Zhou, Z. Cheng, W. Zhang and X. Zhu, *Polym. Chem.*, 2013, **4**, 3453–3457.
- 44 M. Benaglia, J. Chiefari, Y. K. Chong, G. Moad, E. Rizzardo and S. H. Thang, *J. Am. Chem. Soc.*, 2009, **131**, 6914–6915.
- 45 G. Moad, D. Keddie, C. Guerrero-Sanchez, E. Rizzardo and S. H. Thang, *Macromol. Symp.*, 2015, **350**, 34–42.
- 46 G. Moad, *J. Polym. Sci., Part A: Polym. Chem.*, 2018, **57**, 216–227.
- 47 J. Hong, Q. Wang, Y. Lin and Z. Fan, *Macromolecules*, 2005, **38**, 2691–2695.
- 48 P. Lei, Q. Wang, J. Hong and Y. Li, *J. Polym. Sci., Part A: Polym. Chem.*, 2006, **44**, 6600–6606.
- 49 Q. Wang, Y.-X. Li, J. Hong and Z.-Q. Fan, *Chin. J. Polym. Sci.*, 2006, **24**, 593–597.
- 50 J. Hong, Q. Wang and Z. Fan, *Macromol. Rapid Commun.*, 2006, **27**, 57–62.
- 51 L. Zhang, Q. Wang, P. Lei, X. Wang, C. Wang and L. Cai, *J. Polym. Sci., Part A: Polym. Chem.*, 2007, **45**, 2617–2623.
- 52 Y. Wu and Q. Wang, *J. Polym. Sci., Part A: Polym. Chem.*, 2010, **48**, 2425–2429.
- 53 Y. Zhan, Z. Zhang, X. Pan, J. Zhu, N. Zhou and X. Zhu, *J. Polym. Sci., Part A: Polym. Chem.*, 2013, **51**, 1656–1663.
- 54 D. Hua, X. Ge, J. Tang, X. Zhu and R. Bai, *Eur. Polym. J.*, 2007, **43**, 847–854.
- 55 T. He, G.-H. Zheng and C.-Y. Pan, *Macromolecules*, 2003, **36**, 5960–5966.
- 56 D. Hua, X. Ge, J. Tang, X. Zhu, R. Bai and C. Pan, *J. Polym. Sci., Part A: Polym. Chem.*, 2007, **45**, 2847–2854.
- 57 L. An, C. Gao, X. Yan, Z. Fu, W. Yang and Y. Shi, *Colloid Polym. Sci.*, 2012, **290**, 719–729.
- 58 G. F. Meijs and E. Rizzardo, *Polym. Bull.*, 1991, **26**, 291–295.
- 59 G. F. Meijs, E. Rizzardo and T. P. T. Le, *Polym. Int.*, 1991, **26**, 239–244.
- 60 D. H. R. Barton, D. Crich and W. B. Motherwell, *J. Chem. Soc., Chem. Commun.*, 1983, 939–941, DOI: [10.1039/C39830000939](https://doi.org/10.1039/C39830000939).
- 61 G. F. Meijs, E. Rizzardo, T. P. T. Le and Y.-C. Chen, *Makromol. Chem.*, 1992, **193**, 369–378.
- 62 M. Benaglia, M. Chen, Y. K. Chong, G. Moad, E. Rizzardo and S. H. Thang, *Macromolecules*, 2009, **42**, 9384–9386.
- 63 N. M. Bingham and P. J. Roth, *Chem. Commun.*, 2019, **55**, 55–58.
- 64 R. A. Smith, G. Fu, O. McAteer, M. Xu and W. R. Gutekunst, *J. Am. Chem. Soc.*, 2019, **141**, 1446–1451.
- 65 M. P. Spick, N. M. Bingham, Y. Li, J. de Jesus, C. Costa, M. J. Bailey and P. J. Roth, *Macromolecules*, 2020, **53**, 539–547.
- 66 N. M. Bingham, Q. u. Nisa, S. H. L. Chua, L. Fontugne, M. P. Spick and P. J. Roth, *ACS Appl. Polym. Mater.*, 2020, **2**, 3440–3449.
- 67 N. M. Bingham, Q. u. Nisa, P. Gupta, N. Young, E. Velliou and P. J. Roth, *Biomacromolecules*, 2022, DOI: [10.1021/acs.biomac.1022c00039](https://doi.org/10.1021/acs.biomac.1022c00039), accepted.
- 68 H. Elliss, F. Dawson, Q. u. Nisa, N. M. Bingham, P. J. Roth and M. Kopeć, *ChemRxiv*, 2022, DOI: [10.26434/chemrxiv-2022-f1hv5](https://doi.org/10.26434/chemrxiv-2022-f1hv5), This content is a preprint and has not been peer-reviewed.
- 69 P. Galanopoulo, N. Gil, D. Gignes, C. Lefay, Y. Guillauneuf, M. Lages, J. Nicolas, M. Lansalot and F. D'Agosto, *Angew. Chem., Int. Ed.*, 2022, e202117498, DOI: [10.1002/anie.202117498](https://doi.org/10.1002/anie.202117498).
- 70 C. M. Plummer, N. Gil, P.-E. Dufils, D. J. Wilson, C. Lefay, D. Gignes and Y. Guillauneuf, *ACS Appl. Polym. Mater.*, 2021, **3**, 3264–3271.
- 71 N. Gil, C. Thomas, R. Mhanna, J. Mauriello, R. Maury, B. Leuschel, J.-P. Malval, J.-L. Clément, D. Gignes, C. Lefay, O. Soppera and Y. Guillauneuf, *Angew. Chem., Int. Ed.*, 2022, e202117700, DOI: [10.1002/anie.202117700](https://doi.org/10.1002/anie.202117700).
- 72 N. Gil, B. Caron, D. Siri, J. Roche, S. Hadiouch, D. Khedaioui, S. Ranque, C. Cassagne, D. Montarnal, D. Gignes, C. Lefay and Y. Guillauneuf, *ChemRxiv*, 2022, DOI: [10.26434/chemrxiv-2022-78t5s](https://doi.org/10.26434/chemrxiv-2022-78t5s), This content is a preprint and has not been peer-reviewed.
- 73 M. F. I. Rix, S. Higgs, E. Dodd, S. Coles, N. M. Bingham and P. J. Roth, *ChemRxiv*, 2022, DOI: [10.26434/chemrxiv-2022-cdt52](https://doi.org/10.26434/chemrxiv-2022-cdt52), This content is a preprint and has not been peer-reviewed.
- 74 O. Ivanchenko, U. Authesserre, G. Coste, S. Mazières, M. Destarac and S. Harrisson, *Polym. Chem.*, 2021, **12**, 1931–1938.
- 75 A. L. Barney, J. M. Bruce Jr., J. N. Coker, H. W. Jacobson and W. H. Sharkey, *J. Polym. Sci., Part A-1: Polym. Chem.*, 1966, **4**, 2617–2636.
- 76 W. H. Sharkey, *J. Macromol. Sci., Part A: Pure Appl. Chem.*, 1967, **1**, 291–299.
- 77 R. Tomovska, M. Urbanová, R. Fajgar, Z. Bastl, J. Šubrt and J. Pola, *Macromol. Rapid Commun.*, 2004, **25**, 587–591.
- 78 J. J. Colman and W. C. Trogler, *J. Am. Chem. Soc.*, 1995, **117**, 11270–11277.
- 79 H. Morita and H. Haga, *J. Photopolym. Sci. Technol.*, 1995, **8**, 475–480.
- 80 E. A. Castro, *J. Sulfur Chem.*, 2007, **28**, 401–429.
- 81 E. A. Castro, *Chem. Rev.*, 1999, **99**, 3505–3524.
- 82 R. Ormazábal-Toledo, E. A. Castro, J. G. Santos, D. Millán, A. Cañete, R. Contreras and P. R. Campodónico, *J. Phys. Org. Chem.*, 2012, **25**, 1359–1364.
- 83 F. N. Jones and S. Andreades, *J. Org. Chem.*, 1969, **34**, 3011–3014.
- 84 P. J. Roth, C. Boyer, A. B. Lowe and T. P. Davis, *Macromol. Rapid Commun.*, 2011, **32**, 1123–1143.



- 85 S.-E. Chun, I.-H. Um and D.-S. Kwon, *Bull. Korean Chem. Soc.*, 1991, **12**, 510–514.
- 86 D.-S. Kwon, H.-S. Park and I.-H. Um, *Bull. Korean Chem. Soc.*, 1991, **12**, 93–97.
- 87 D.-S. Kwon, H.-S. Park and I.-H. Um, *Bull. Korean Chem. Soc.*, 1994, **15**, 860–864.
- 88 Y. K. Chong, G. Moad, E. Rizzardo and S. H. Thang, *Macromolecules*, 2007, **40**, 4446–4455.
- 89 M. A. Harvison, P. J. Roth, T. P. Davis and A. B. Lowe, *Aust. J. Chem.*, 2011, **64**, 992–1006.
- 90 A. B. Lowe, in *Thiol-X Chemistries in Polymer and Materials Science*, The Royal Society of Chemistry, 2013, pp. 28–58. DOI: [10.1039/9781849736961-00028](https://doi.org/10.1039/9781849736961-00028).
- 91 D. J. Lunn, E. H. Discekici, J. Read de Alaniz, W. R. Gutekunst and C. J. Hawker, *J. Polym. Sci., Part A: Polym. Chem.*, 2017, **55**, 2903–2914.
- 92 G. Moad, E. Rizzardo and S. H. Thang, *Polym. Int.*, 2011, **60**, 9–25.
- 93 H. Willcock and R. K. O'Reilly, *Polym. Chem.*, 2010, **1**, 149–157.
- 94 M. M. Cerda, T. D. Newton, Y. Zhao, B. K. Collins, C. H. Hendon and M. D. Pluth, *Chem. Sci.*, 2019, **10**, 1773–1779.
- 95 M. C. Urquhart, N. V. Dao, F. Ercole, B. J. Boyd, T. P. Davis, M. R. Whittaker and J. F. Quinn, *ACS Macro Lett.*, 2020, **9**, 553–557.
- 96 E. Zaorska, T. Hutsch, M. Gawryś-Kopczyńska, R. Ostaszewski, M. Ufnal and D. Koszelewski, *Bioorg. Chem.*, 2019, **88**, 102941.
- 97 R. Seto, K. Matsumoto and T. Endo, *J. Polym. Sci., Part A: Polym. Chem.*, 2013, **51**, 4522–4529.
- 98 R. Seto, K. Matsumoto and T. Endo, *J. Polym. Sci., Part A: Polym. Chem.*, 2014, **52**, 1832–1842.
- 99 A. P. Dove, *ACS Macro Lett.*, 2012, **1**, 1409–1412.
- 100 F. Sanda, D. Jirakanjana, M. Hitomi and T. Endo, *Macromolecules*, 1999, **32**, 8010–8014.
- 101 P. P. Datta and M. K. Kiesewetter, *Macromolecules*, 2016, **49**, 774–780.
- 102 U. L. D. Inush Kalana, P. P. Datta, R. S. Hewawasam, E. T. Kiesewetter and M. K. Kiesewetter, *Polym. Chem.*, 2021, **12**, 1458–1464.
- 103 R. Abdul-Karim, A. Hameed and M. I. Malik, *RSC Adv.*, 2017, **7**, 11786–11795.
- 104 E. M. López-Vidal, G. L. Gregory, G. Kociok-Köhn and A. Buchard, *Polym. Chem.*, 2018, **9**, 1577–1582.
- 105 P. Yuan, Y. Sun, X. Xu, Y. Luo and M. Hong, *Nat. Chem.*, 2022, **14**, 294–303, DOI: [10.1038/s41557-021-00817-9](https://doi.org/10.1038/s41557-021-00817-9).
- 106 A. Mangalum, F. Boadi, S. A. Masand, R. A. Lalancette and A. Pietrangelo, *RSC Adv.*, 2016, **6**, 74250–74253.
- 107 F. Sanda, D. Jirakanjana, M. Hitomi and T. Endo, *J. Polym. Sci., Part A: Polym. Chem.*, 2000, **38**, 4057.
- 108 H. Keul and H. Höcker, *Macromol. Rapid Commun.*, 2000, **21**, 869–883.
- 109 N. U. Dharmaratne, J. U. Pothupitiya and M. K. Kiesewetter, *Org. Biomol. Chem.*, 2019, **17**, 3305–3313.
- 110 R. S. Hewawasam, U. L. D. Inush Kalana, N. U. Dharmaratne, T. J. Wright, T. J. Bannin, E. T. Kiesewetter and M. K. Kiesewetter, *Macromolecules*, 2019, **52**, 9232–9237.
- 111 J. U. Pothupitiya, R. S. Hewawasam and M. K. Kiesewetter, *Macromolecules*, 2018, **51**, 3203–3211.
- 112 A. Duda and A. Kowalski, in *Handbook of Ring-Opening Polymerization*, 2009, pp. 1–51. DOI: [10.1002/9783527628407.ch1](https://doi.org/10.1002/9783527628407.ch1).
- 113 K. N. Houk, A. Jabbari, H. K. Hall and C. Alemán, *J. Org. Chem.*, 2008, **73**, 2674–2678.
- 114 C. G. Overberger and J. K. Weise, *J. Am. Chem. Soc.*, 1968, **90**, 3533–3537.
- 115 K. Nakano, G. Tatsumi and K. Nozaki, *J. Am. Chem. Soc.*, 2007, **129**, 15116–15117.
- 116 M. Luo, X.-H. Zhang and D. J. Darensbourg, *Macromolecules*, 2015, **48**, 5526–5532.
- 117 H. Fukuda, M. Oda and T. Endo, *Macromolecules*, 1996, **29**, 3043–3045.
- 118 B. Ochiai and T. Endo, *Prog. Polym. Sci.*, 2005, **30**, 183.
- 119 M. Luo, Y. Li, Y.-Y. Zhang and X.-H. Zhang, *Polymer*, 2016, **82**, 406–431.
- 120 P. W. Bridgman, *J. Appl. Phys.*, 1941, **12**, 461–469.
- 121 S. F. Agnew, R. E. Mischke and B. I. Swanson, *J. Phys. Chem.*, 1988, **92**, 4201–4204.
- 122 J. Tsukamoto and A. Takahashi, *Jpn. J. Appl. Phys.*, 1986, **25**, L338–L340.
- 123 F. Cataldo, *Inorg. Chim. Acta*, 1995, **232**, 27–33.
- 124 F. Cataldo, *Radiat. Phys. Chem.*, 2000, **58**, 217–222.
- 125 Y. Matsumura and B. Ochiai, *Chem. Lett.*, 2021, **50**, 1856–1858.
- 126 N. Adachi, Y. Kida and K. Shikata, *J. Polym. Sci., Polym. Chem. Ed.*, 1977, **15**, 937–944.
- 127 D. J. Darensbourg, J. R. Andreatta, M. J. Jungman and J. H. Reibenspies, *Dalton Trans.*, 2009, **41**, 8891.
- 128 X. H. Zhang, F. Liu, X. K. Sun, S. Chen, B. Y. Du, G. R. Qi and K. M. Wan, *Macromolecules*, 2008, **41**, 1587.
- 129 D. J. Darensbourg, S. J. Wilson and A. D. Yeung, *Macromolecules*, 2013, **46**, 8102.
- 130 M. Luo, X.-H. Zhang and D. J. Darensbourg, *Macromolecules*, 2015, **48**, 6057–6062.
- 131 J. Diebler, H. Komber, L. Häußler, A. Lederer and T. Werner, *Macromolecules*, 2016, **49**, 4723–4731.
- 132 J.-L. Yang, Y. Wang, X.-H. Cao, C.-J. Zhang, Z. Chen and X.-H. Zhang, *Macromol. Rapid Commun.*, 2021, **42**, 2000472.
- 133 M. Luo, X.-H. Zhang and D. J. Darensbourg, *Acc. Chem. Res.*, 2016, **49**, 2209–2219.
- 134 S. Silvano, C. F. Carrozza, A. R. de Angelis, I. Tritto, L. Boggioni and S. Losio, *Macromolecules*, 2020, **53**, 8837–8846.
- 135 M. Luo, X. H. Zhang, B. Y. Du, Q. Wang and Z. Q. Fan, *Macromolecules*, 2013, **46**, 5899.
- 136 A. W. M. Lee, W. H. Chan and H. C. Wong, *Synth. Commun.*, 1988, **18**, 1531–1536.
- 137 Y.-Z. You, C.-Y. Hong and C.-Y. Pan, *Macromol. Rapid Commun.*, 2002, **23**, 776–780.



- 138 L. M. Leung, W. H. Chan, S. K. Leung and S. M. Fung, *J. Macromol. Sci., Part A: Pure Appl. Chem.*, 1994, **31**, 495–505.
- 139 W. J. Middleton, H. W. Jacobson, R. E. Putnam, H. C. Walter, D. G. Pye and W. H. Sharkey, *J. Polym. Sci., Part A: Gen. Pap.*, 1965, **3**, 4115–4129.
- 140 L. E. Iglesias, A. Baldessari and E. G. Gros, *Org. Prep. Proced. Int.*, 1996, **28**, 319–324.
- 141 W. Choi, F. Sanda and T. Endo, *Macromolecules*, 1998, **31**, 9093–9095.
- 142 T. Mukaiyama, I. Kuwajima and K. Mizui, *J. Org. Chem.*, 1966, **31**, 32–34.
- 143 W. Choi, F. Sanda and T. Endo, *Macromolecules*, 1998, **31**, 2454–2460.
- 144 W. Choi, F. Sanda, N. Kihara and T. Endo, *J. Polym. Sci., Part A: Polym. Chem.*, 1997, **35**, 3853–3856.
- 145 J. Y. Do, S. B. Shin, S. M. Jeong and M.-Y. Jung, *Eur. Polym. J.*, 2020, **131**, 109689.
- 146 C. G. Kim, M. J. Son and J. Y. Do, *Eur. Polym. J.*, 2021, **156**, 110611.
- 147 S. Krishnamurthy, Y. Yoshida and T. Endo, *Polym. Chem.*, 2022, **13**, 267–274.
- 148 S. Motokucho, A. Sudo and T. Endo, *J. Polym. Sci., Part A: Polym. Chem.*, 2007, **45**, 4459–4464.
- 149 A. Steblyanko, W. Choi, F. Sanda and T. Endo, *J. Polym. Sci., Part A: Polym. Chem.*, 2001, **39**, 3967–3980.
- 150 A. Nagai, B. Ochiai and T. Endo, *Macromolecules*, 2004, **37**, 7538–7542.
- 151 T. Nakamura, B. Ochiai and T. Endo, *Macromolecules*, 2005, **38**, 4065–4066.
- 152 M. Kamigaito and M. Sawamoto, *Macromolecules*, 2020, **53**, 6749–6753.
- 153 M. Uchiyama, K. Satoh and M. Kamigaito, *Angew. Chem., Int. Ed.*, 2015, **54**, 1924–1928.
- 154 S. Kumagai, K. Nagai, K. Satoh and M. Kamigaito, *Macromolecules*, 2010, **43**, 7523–7531.
- 155 M. Uchiyama, K. Satoh and M. Kamigaito, *Prog. Polym. Sci.*, 2022, **124**, 101485.
- 156 V. Barone and R. Arnaud, *Chem. Phys. Lett.*, 1996, **251**, 393–399.
- 157 V. Barone, R. Arnaud, P. Y. Chavant and Y. Vallée, *J. Org. Chem.*, 1996, **61**, 5121–5129.
- 158 J. D. Friedrich, *J. Org. Chem.*, 1987, **52**, 2442–2446.
- 159 Y. Qin, A. J. P. White, D. J. Williams and P.-H. Leung, *Organometallics*, 2002, **21**, 171–174.
- 160 E. Vedejs, J. S. Stults and R. G. Wilde, *J. Am. Chem. Soc.*, 1988, **110**, 5452–5460.
- 161 V. M. Timoshenko, S. A. Siry, A. B. Rozhenko and Y. G. Shermolovich, *J. Fluorine Chem.*, 2010, **131**, 172–183.
- 162 B. Heuzé, R. Gasparova, M. Heras and S. Masson, *Tetrahedron Lett.*, 2000, **41**, 7327–7331.
- 163 H. Dentel, I. Chataigner, F. Le Cavelier and M. Gulea, *Tetrahedron Lett.*, 2010, **51**, 6014–6017.
- 164 R. Bastin, H. Albadri, A.-C. Gaumont and M. Gulea, *Org. Lett.*, 2006, **8**, 1033–1036.
- 165 H. Jiang, D. C. Cruz, Y. Li, V. H. Lauridsen and K. A. Jørgensen, *J. Am. Chem. Soc.*, 2013, **135**, 5200–5207.
- 166 H. Dentel, I. Chataigner, J.-F. Lohier and M. Gulea, *Tetrahedron*, 2012, **68**, 2326–2335.
- 167 T. Saito, K. Takekawa, J.-I. Nishimura and M. Kawamura, *J. Chem. Soc., Perkin Trans. 1*, 1997, 2957–2960, DOI: [10.1039/A703590J](https://doi.org/10.1039/A703590J).
- 168 G. Delaittre, N. K. Guimard and C. Barner-Kowollik, *Acc. Chem. Res.*, 2015, **48**, 1296–1307.
- 169 A. S. Goldmann, M. Glassner, A. J. Inglis and C. Barner-Kowollik, *Macromol. Rapid Commun.*, 2013, **34**, 810–849.
- 170 A. J. Inglis and C. Barner-Kowollik, *Macromol. Rapid Commun.*, 2010, **31**, 1247–1266.
- 171 A. J. Inglis, S. Sinnwell, M. H. Stenzel and C. Barner-Kowollik, *Angew. Chem., Int. Ed.*, 2009, **48**, 2411–2414.
- 172 A. J. Inglis, M. H. Stenzel and C. Barner-Kowollik, *Macromol. Rapid Commun.*, 2009, **30**, 1792–1798.
- 173 S. Sinnwell, A. J. Inglis, T. P. Davis, M. H. Stenzel and C. Barner-Kowollik, *Chem. Commun.*, 2008, 2052–2054, DOI: [10.1039/B718180A](https://doi.org/10.1039/B718180A).
- 174 M. Glassner, G. Delaittre, M. Kaupp, J. P. Blinco and C. Barner-Kowollik, *J. Am. Chem. Soc.*, 2012, **134**, 7274–7277.
- 175 A. J. Inglis, S. Sinnwell, T. P. Davis, C. Barner-Kowollik and M. H. Stenzel, *Macromolecules*, 2008, **41**, 4120–4126.
- 176 L. Nebhani, S. Sinnwell, A. J. Inglis, M. H. Stenzel, C. Barner-Kowollik and L. Barner, *Macromol. Rapid Commun.*, 2008, **29**, 1431–1437.
- 177 C. M. Preuss, M. M. Zieger, C. Rodriguez-Emmenegger, N. Zydziak, V. Trouillet, A. S. Goldmann and C. Barner-Kowollik, *ACS Macro Lett.*, 2014, **3**, 1169–1173.
- 178 L. Nebhani, S. Sinnwell, C. Y. Lin, M. L. Coote, M. H. Stenzel and C. Barner-Kowollik, *J. Polym. Sci., Part A: Polym. Chem.*, 2009, **47**, 6053–6071.
- 179 L. Nebhani, P. Gerstel, P. Atanasova, M. Bruns and C. Barner-Kowollik, *J. Polym. Sci., Part A: Polym. Chem.*, 2009, **47**, 7090–7095.
- 180 T. M. Legge, A. T. Slark and S. Perrier, *J. Polym. Sci., Part A: Polym. Chem.*, 2006, **44**, 6980–6987.
- 181 Y. Liu, J. He, J. Xu, D. Fan, W. Tang and Y. Yang, *Macromolecules*, 2005, **38**, 10332–10335.
- 182 J. Xu, J. He, D. Fan, W. Tang and Y. Yang, *Macromolecules*, 2006, **39**, 3753–3759.
- 183 A. Postma, T. P. Davis, G. Moad and M. S. O'Shea, *Macromolecules*, 2005, **38**, 5371–5374.
- 184 B. Chong, G. Moad, E. Rizzardo, M. Skidmore and S. H. Thang, *Aust. J. Chem.*, 2006, **59**, 755–762.
- 185 K. Skrabania, A. Miasnikova, A. M. Bivigou-Koumba, D. Zehm and A. Laschewsky, *Polym. Chem.*, 2011, **2**, 2074–2083.
- 186 T. G. McKenzie, Q. Fu, M. Uchiyama, K. Satoh, J. Xu, C. Boyer, M. Kamigaito and G. G. Qiao, *Adv. Sci.*, 2016, **3**, 1500394.
- 187 Y. Qu, X. Zhang, Y. Wu, F. Li and J. Hua, *Polym. Chem.*, 2014, **5**, 3396–3403.
- 188 J. Xu, *Macromolecules*, 2019, **52**, 9068–9093.

