


 Cite this: *Chem. Commun.*, 2020, 56, 13335

 Received 21st August 2020,  
Accepted 9th October 2020

DOI: 10.1039/d0cc05682k

rsc.li/chemcomm

## Complexation behaviour of LiCl and LiPF<sub>6</sub> – model studies in the solid-state and in solution using a bidentate picolyl-based ligand†

 Noel Angel Espinosa-Jalapa,<sup>a</sup> Nele Berg,<sup>b</sup> Michael Seidl,<sup>a</sup>  
Ilya G. Shenderovich,<sup>b</sup> Ruth M. Gschwind<sup>b</sup> and Jonathan O. Bauer<sup>b,\*a</sup>

**Structural knowledge on ubiquitous lithium salts in solution and in the crystalline state is of paramount importance for our understanding of many chemical reactions and of the electrolyte behaviour in lithium ion batteries. A bulky bidentate Si-based ligand (6) was used to create simplified model systems suitable for correlating structures of LiCl and LiPF<sub>6</sub> complexes in the solid-state and in solution by combining various experimental, spectroscopic, and computational methods. Solution studies were performed using <sup>1</sup>H DOSY, multinuclear variable temperature NMR spectroscopy, and quantum chemical calculations. [Ph<sub>2</sub>Si(2-CH<sub>2</sub>Py)<sub>2</sub>·LiCl]<sub>2</sub> (3) dissociates into a monomeric species (9) in THF. For [Ph<sub>2</sub>Si(2-CH<sub>2</sub>Py)<sub>2</sub>·LiPF<sub>6</sub>]<sub>2</sub> (11), low temperature NMR studies revealed an unprecedented chiral coordination mode (12) in non-coordinating solvents.**

Structural knowledge on synthetically and technically relevant lithium salts like LiX (X = halogenide) and LiPF<sub>6</sub> in the solid-state and in solution in the presence of coordinating solvents or ligands is particularly important for a better understanding of salt effects both in chemical reactions and technical applications such as in lithium ion batteries.<sup>1–4</sup> LiCl is very often a by-product in chemical reactions with lithiated species involved and has long been known to be a potential key to reactivity and selectivity in reactions mediated by organometallic reagents.<sup>5</sup> Combinations of inorganic salts or donor ligands with certain organometallic reagents (*e.g.* organolithium, -magnesium, and -zinc compounds) have gained broad applications in preparative chemistry.<sup>6,7</sup> Significant progress has recently also been made in the field of LiCl catalysis.<sup>8</sup> Understanding cation–anion coordination modes between Li<sup>+</sup> and PF<sub>6</sub><sup>−</sup> in LiPF<sub>6</sub> electrolytes

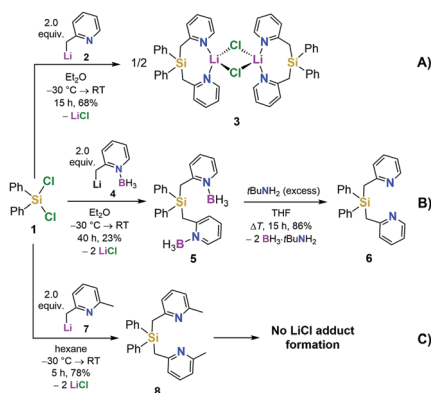
is of great importance and has contributed significantly to the improvement of lithium ion batteries.<sup>2</sup> The development of defined [ligand–metal salt] combinations can open up entirely new paths in synthetic chemistry and provide hitherto unknown information on cation–anion interactions. However, the structural behaviour in solution often remains a black-box and correlations between solid-state and solution are only possible to a limited extent.<sup>9</sup> Structural investigations on lithium compounds in solution using diffusion-ordered NMR spectroscopic methods have therefore become an increasingly important field, but have been reported mainly for lithium amide, mixed-metal, and organolithium reagents.<sup>10</sup> Simplified model systems that use bulky and specially designed ligands have proven to be helpful tools for obtaining in-depth information on structure-forming principles of fundamentally important metal compounds, which are either used in preparative chemistry or found in nature.<sup>11</sup> Especially in solution, the structural space often shows great versatility and flexibility and can be efficiently restricted using bulky ligands with diagnostic molecular patterns in order to achieve information on coordination modes that are otherwise difficult to identify.<sup>12</sup>

This gave us the idea to introduce diphenylbis(2-picolyl)silane [Ph<sub>2</sub>Si(2-CH<sub>2</sub>Py)<sub>2</sub>] (6) (Scheme 1) because we expected this to be a promising backbone for the design of new bulky bidentate ligands that would enable detailed model studies of widely used synthetically and technically important lithium salts by showing defined structural patterns in solution. Different to phosphorus-based bis(2-picolyl) NPN ligands,<sup>13</sup> tetravalent bis(2-picolyl)-substituted group 14 elements do not have an additional free donor site capable of coordination, but sterically demanding substituents can easily be incorporated.<sup>14</sup> This makes them proper target molecules for use as bulky bidentate ligand systems that can limit structural flexibility in coordination modes. With this ligand in hands, we shed light on the structural behaviour of an LiCl and an LiPF<sub>6</sub> complex both in the solid-state and in solution by combining various NMR spectroscopic methods with quantum chemical calculations.

<sup>a</sup> Institut für Anorganische Chemie, Fakultät für Chemie und Pharmazie, Universität Regensburg, Universitätsstraße 31, D-93053 Regensburg, Germany.  
E-mail: jonathan.bauer@ur.de

<sup>b</sup> Institut für Organische Chemie, Fakultät für Chemie und Pharmazie, Universität Regensburg, Universitätsstraße 31, D-93053 Regensburg, Germany

† Electronic supplementary information (ESI) available. CCDC 2018217–2018220. For ESI and crystallographic data in CIF or other electronic format see DOI: 10.1039/d0cc05682k

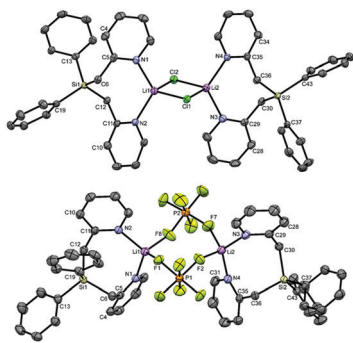


**Scheme 1** Synthesis of  $[\text{Ph}_2\text{Si}(\text{2-CH}_2\text{Py})_2\cdot\text{LiCl}]_2$  (**3**) (route A), the free ligand **6** via the borane-protected intermediates **4** and **5** (route B), and the lutidine derivative **8** (route C).

We first set out to investigate a straightforward synthetic route to the new bidentate ligand (**6**) (Scheme 1). 2-Methylpyridines (2-picoline)s that are functionalized by main group elements at the methyl position have long been the subject of intensive research due to their interesting electronic properties and coordinating abilities.<sup>15</sup> However, only little is known about the coordination abilities of multidentate, unsubstituted (2-picoly)silanes.<sup>16</sup> Direct reaction of dichlorodiphenylsilane (**1**) with two equiv. of 2-picollyllithium<sup>17</sup> (**2**) resulted in the formation of a dimeric LiCl complex (**3**) coordinated by the new bidentate ligand diphenylbis(2-picoly)silane (**6**). Compound **3** could easily be isolated by extraction of the formed solids with DCM in 68% yield (Scheme 1A) and was characterized by single-crystal X-ray diffraction analysis (Fig. 1, top).

Interestingly,  $\text{Ph}_2\text{Si}(\text{2-CH}_2\text{Py})_2$  (**6**) is quite similar to the phosphorus analog<sup>18</sup>  $\text{PhP}(\text{2-CH}_2\text{Py})_2$  concerning its coordination behaviour to LiCl.<sup>18c</sup> In the molecular structure of the latter, only the two pyridyl nitrogen atoms are involved in the coordination to LiCl forming a similar dimer as reported herein.<sup>18c</sup>

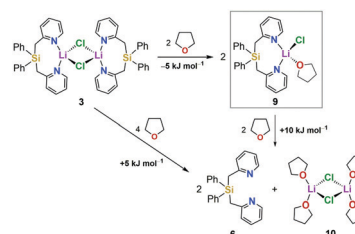
This prompted us to investigate the structure of  $[\text{Ph}_2\text{Si}(\text{2-CH}_2\text{Py})_2\cdot\text{LiCl}]_2$  (**3**) in more detail in organic solvents. For this purpose, we developed a two-step synthesis to obtain  $\text{Ph}_2\text{Si}(\text{2-CH}_2\text{Py})_2$  (**6**) in a LiCl-free fashion using BH<sub>3</sub> as



**Fig. 1** Molecular structures of complexes **3** (top) and **11** (bottom) in the crystal (displacement ellipsoids set at the 50% probability level, hydrogen atoms and included solvent molecules are omitted for clarity).

protecting agent (Scheme 1B). In addition, we made the lutidine derivative **8** available to study the influence of a methyl group in the 6-position of the pyridyl ring on the coordination behaviour (Scheme 1C). In contrast to the picoline derivative **6**, the bis(2,6-lutidinyl)silane **8** could easily be obtained without complexation of LiCl when carrying out the direct reaction of two equiv. 2-picollyllithium with dichlorosilane **1** (Scheme 1C). Both compounds **6** and **8** were obtained in crystalline form, suitable for single-crystal X-ray diffraction analysis (for details, see the ESI†).

Solid-state <sup>7</sup>Li NMR spectroscopy of dimer **3** shows a signal at  $\delta = 2.6$  ppm. In DCM, the <sup>7</sup>Li NMR chemical shift of complex **3** ( $\delta = 2.5$  ppm) fits perfectly with the results of the solid-state NMR spectroscopy, which led us to the conclusion that the dimeric structure is retained in this weakly coordinating solvent. However, in a THF solution of **3**, the <sup>7</sup>Li NMR signal is highfield-shifted to  $\delta = 0.8$  ppm while the <sup>1</sup>H NMR chemical shift of the pyridinyl-*H* atom in 6-position ( $\delta = 8.50$  ppm) still shows an interaction of the ligand with the lithium salt when compared with the <sup>1</sup>H NMR spectrum of the free ligand  $\text{Ph}_2\text{Si}(\text{2-CH}_2\text{Py})_2$  (**6**) ( $\delta = 8.34$  ppm). LiCl, dissolved in THF without any ligand, shows a <sup>7</sup>Li NMR signal at  $\delta = 0.5$  ppm. We therefore assumed that in THF, dimer **3** breaks up into a monomeric species (**9**) as a result of the good coordination properties of the solvent (Scheme 2). This was further supported by quantum chemical calculations at the B3LYP/6-31+G(d) level of theory using the polarizable continuum model (PCM) (solvent: THF),<sup>19</sup> which showed that this deaggregation is indeed a slightly exothermic process in THF ( $\Delta H = -5$  kJ mol<sup>-1</sup>), whereas the complete dissociation into the free ligand **6** and a plausible LiCl·THF species<sup>1b,20</sup> (**10**) is a thermodynamically unfavorable process ( $\Delta H = +10$  kJ mol<sup>-1</sup> with respect to monomer **9**). Compound **10** was previously identified as a crucial species in equilibrium processes of organometallic reagents in the presence of LiCl in THF solutions.<sup>20</sup> The same calculations for the lutidine derivative show a highly exothermic process ( $\Delta H = -63$  kJ mol<sup>-1</sup> in total) for the dissociation of a hypothetical dimer into the free ligand **8** and  $[\text{LiCl}\cdot 2\text{THF}]_2$  (**10**) (for details, see the ESI†), so that even the formation of a monomeric LiCl species can be excluded if there is a methyl group in the 6-position of the pyridyl ring. <sup>7</sup>Li NMR spectroscopy of **8** with one equiv. LiCl in THF shows one signal at  $\delta = 0.5$  ppm in accordance with free LiCl in THF. DFT

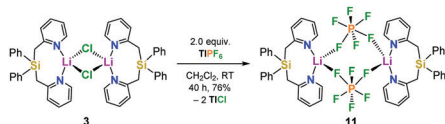


**Scheme 2** Calculated reaction enthalpies ( $\Delta H$ ) for the proposed dissociation of dimer **3** into a monomeric LiCl complex (**9**) and for the unlikely dissociation into the free ligand **6** and a dissolved LiCl·THF complex (**10**) in THF [B3LYP/6-31+G(d)] (PCM calculations; solvent: THF).

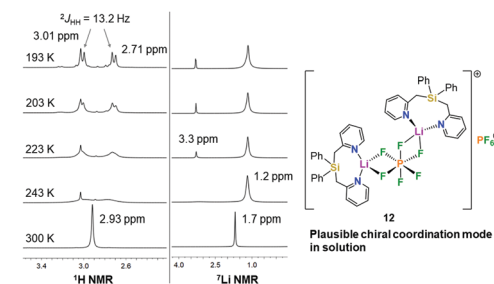
calculations of the  $^7\text{Li}$  NMR chemical shift at the B3LYP/6-311+G(2d,p)//B3LYP/6-31+G(d) level<sup>21</sup> strengthen the dissociation of dimer **3** into monomer **9** in THF. For the monomeric LiCl complex **9**, a  $^7\text{Li}$  NMR chemical shift of  $\delta = 1.3$  ppm was calculated, which matches well with the experimentally observed  $^7\text{Li}$  NMR signal ( $\delta = 0.8$  ppm) of the LiCl adduct in THF. The calculated  $^7\text{Li}$  NMR chemical shift of dimer **3** was clearly downfield-shifted both in THF ( $\delta = 1.9$  ppm) and in the gas phase ( $\delta = 2.3$  ppm). Although the differences in the  $^7\text{Li}$  NMR chemical shifts are only marginal, the trend agrees well with the proposed model.

We finally performed  $^1\text{H}$ -diffusion-ordered NMR spectroscopic ( $^1\text{H}$  DOSY)<sup>22</sup> measurements to get additional support for the formation of a monomeric  $\text{Ph}_2\text{Si}(2\text{-CH}_2\text{Py})_2\text{-LiCl}$  adduct (**9**) in THF solution. The hydrodynamic radius ( $r_{\text{H}}$ ) of ligand **6** in THF was determined to be 4.70 Å. For a solution of complex **3** in THF, the  $^1\text{H}$  DOSY experiment gave a radius of  $r_{\text{H}} = 6.12$  Å. This radius corresponds much more to a monomeric LiCl complex such as **9**, as assumed in THF (see Scheme 2), than to the intact dimer **3** (for details on the measurement, see the ESI†). For comparison,  $^1\text{H}$ -diffusion measurements of the lutidine derivative **8** with and without addition of LiCl gave hydrodynamic radii of  $r_{\text{H}} = 4.08$  Å (without LiCl) and  $r_{\text{H}} = 4.88$  Å (addition of one equiv. LiCl), respectively, which indicates interactions between compound **8** and LiCl in THF, but the formation of a stable complex can be excluded.

In order to get more insight into the coordinating abilities of ligand **6** towards technically important lithium salts, we performed a ligand exchange reaction on adduct **3**. The LiCl complex **3** could easily be converted into the dinuclear  $\text{LiPF}_6$  complex **11** by anion exchange with  $\text{TlPF}_6$  (Scheme 3). The molecular structure of compound **11** was determined by single-crystal X-ray crystallography (Fig. 1, bottom) and is another example for the rare bridging coordination of two lithium cations by two  $\text{PF}_6^-$  anions, each of which providing two fluorine atoms.<sup>23</sup> Solid-state  $^7\text{Li}$  NMR spectroscopy of **11** shows a signal at  $\delta = 0.7$  ppm. In DCM at room temperature, dimer **11** can still be detected in very small amounts [ $\delta(^7\text{Li}) = 0.6$  ppm], but is mainly converted into a new species [ $\delta(^7\text{Li}) = 1.7$  ppm]. In view of the high structural flexibility of  $\text{Li}^+\cdots\text{PF}_6^-$  interactions,<sup>24</sup> we carried out preliminary and for the first time variable temperature multinuclear NMR studies on a  $\text{LiPF}_6$  complex, which gave interesting information on the structural behaviour in solution (Fig. 2). In DCM, a defined major species [ $\delta(^7\text{Li}) = 1.2$  ppm] becomes more and more evident starting from  $-30$  to  $-80$  °C, while at the same time formation of a minor species [ $\delta(^7\text{Li}) = 3.3$  ppm] occurs. Remarkably, as the temperature decreases,  $^2J_{\text{HH}}$  coupling (13.2 Hz) within the  $\text{CH}_2$



**Scheme 3** Synthesis of  $[\text{Ph}_2\text{Si}(2\text{-CH}_2\text{Py})_2\text{-LiPF}_6]_2$  (**11**) from the LiCl complex **3** via anion exchange with  $\text{TlPF}_6$ .



**Fig. 2** Left: Variable temperature NMR measurement (400 MHz) of complex **11** in  $\text{DCM-}d_2$  showing the diastereotopic splitting of the  $\text{CH}_2$  groups in the  $^1\text{H}$  NMR spectrum and the  $^7\text{Li}$  NMR signals. Right: Suggestion of a plausible structure (**12**) of the  $\text{LiPF}_6$  complex in solution.

groups of the main compound becomes increasingly clear in the  $^1\text{H}$  NMR spectrum. The diastereotopicity of the methylene hydrogen atoms at  $-80$  °C is a stereochemical probe that gives a clear hint to the formation of a defined and unprecedented complex exhibiting a chiral coordination sphere. A suggestion of a plausible structure (**12**) of the  $\text{LiPF}_6$  complex in accordance with the solution NMR studies is also shown in Fig. 2. Two lithium cations are each chelated by two fluorine atoms of one  $\text{PF}_6^-$  anion in a chiral complexation mode.<sup>25</sup> A flipping coordination of the lithium centers and a rapid exchange between the coordinating and non-coordinating counteranion can be expected and matches with the  $^{19}\text{F}$  and  $^{31}\text{P}$  NMR spectra at ambient and low temperature. The formation of such a species can open new possibilities for generating polar chiral environments in solution. Furthermore, knowledge on ionic association in the presence of coordinating additives on a molecular level can provide helpful information concerning the conductivity behaviour of  $\text{LiPF}_6$ -containing non-aqueous electrolyte solutions.<sup>26</sup>

In summary, we presented a combined experimental, spectroscopic, and computational model study concerning structures of fundamentally important lithium salts in the solid-state and in solution in the presence of a new bidentate silicon-based ligand (**6**). We have gained detailed insights into fundamental dissociation and association processes in coordinating and non-coordinating solvents. It was shown that complex **3** breaks up into a monomeric LiCl adduct (**9**) in THF solution, but remains a dimer in less-coordinating DCM. The chloride ions could easily be exchanged by  $\text{PF}_6^-$  ions, while maintaining the dinuclear structure in the solid-state.  $[\text{Ph}_2\text{Si}(2\text{-CH}_2\text{Py})_2\text{-LiPF}_6]_2$  (**11**) shows a rare bridging coordination of the lithium centers in the solid-state and forms a unique chiral species in solution, which was elucidated by variable temperature NMR measurements. In our ongoing studies we will address the targeted functionalization of ligand **6** at the silicon  $\alpha$ -position. This might lead to new prototypes of multifunctional bulky bidentate  $C_2$ -symmetric ligands,<sup>27</sup> which can be used as stereochemical probes to reveal unusual coordination spheres in solution.

The Elite Network of Bavaria (ENB), the Bavarian State Ministry of Science and the Arts (StMWK), and the University of Regensburg are gratefully acknowledged for financial

support (N-LW-NW-2016-366). We also thank Prof. Manfred Scheer and Prof. Jörg Heilmann for generous and continuous support.

## Conflicts of interest

There are no conflicts to declare.

## References

- Structural investigations on LiCl solvates and complexes: (a) D. Barr, W. Clegg, R. E. Mulvey and R. Snaith, *J. Chem. Soc., Chem. Commun.*, 1984, 79; (b) F. E. Hahn and S. Rupprecht, *Z. Naturforsch.*, 1991, **46b**, 143; (c) F. S. Mair, *J. Am. Chem. Soc.*, 1993, **115**, 3388; (d) R. Snaith and D. W. Wright, in *Lithium Chemistry: A Theoretical and Experimental Overview*, ed. A.-M. Sapse and P. v. R. Schleyer, John Wiley & Sons, New York, 1995; (e) D. Hoffmann, A. Dorigo, P. v. R. Schleyer, H. Reif, D. Stalke, G. M. Sheldrick, E. Weiss and M. Geissler, *Inorg. Chem.*, 1995, **34**, 262; (f) N. W. Mitzel and C. Lustig, *Z. Naturforsch.*, 2001, **56b**, 443; (g) P. García-Álvarez, D. V. Graham, E. Hevia, A. R. Kennedy, J. Klett, R. E. Mulvey, C. T. OHara and S. Weatherstone, *Angew. Chem., Int. Ed.*, 2008, **47**, 8079.
- Structural investigations on LiPF<sub>6</sub> electrolytes: (a) D. M. Seo, P. D. Boyle, O. Borodin and W. A. Henderson, *RSC Adv.*, 2012, **2**, 8014; (b) C.-C. Su, M. He, R. Amine, Z. Chen and K. Amine, *J. Phys. Chem. Lett.*, 2018, **9**, 3714; (c) S. Hwang, D.-H. Kim, J. H. Shin, J. E. Jang, K. H. Ahn, C. Lee and H. Lee, *J. Phys. Chem. C*, 2018, **122**, 19438; (d) C.-C. Su, M. He, J. Shi, R. Amine, J. Zhang and K. Amine, *Angew. Chem., Int. Ed.*, 2020, **59**, 18229.
- Reviews on lithium ion batteries: (a) K. Xu, *Chem. Rev.*, 2004, **104**, 4303; (b) M. Winter, B. Barnett and K. Xu, *Chem. Rev.*, 2018, **118**, 11433; (c) A. Manthiram, *Nat. Commun.*, 2020, **11**, 1550; (d) J. Xie and Y.-C. Lu, *Nat. Commun.*, 2020, **11**, 2499; (e) H. Zhang, C. Li, G. G. Eshetu, S. Laruelle, S. Grugeon, K. Zaghib, C. Julien, A. Mauger, D. Guyomard, T. Rojo, N. Gisbert-Trejo, S. Passerini, X. Huang, Z. Zhou, P. Johansson and M. Forsyth, *Angew. Chem., Int. Ed.*, 2020, **59**, 534.
- Nobel Prize in Chemistry 2019: P. V. Kamat, *ACS Energy Lett.*, 2019, **4**, 2757.
- (a) D. Seebach, *Angew. Chem., Int. Ed. Engl.*, 1988, **27**, 1624; (b) B. Lecacheux, H. Oulyadi, P. Lameiras, A. Harrison-Marchand, H. Gérard and J. Maddaluno, *J. Org. Chem.*, 2010, **75**, 5976; (c) E. Hevia and R. E. Mulvey, *Angew. Chem., Int. Ed.*, 2011, **50**, 6448; (d) Y. Gimbert, D. Lesage, C. Fressigné and J. Maddaluno, *J. Org. Chem.*, 2017, **82**, 8141; (e) S. D. Robertson, M. Uzelac and R. E. Mulvey, *Chem. Rev.*, 2019, **119**, 8332.
- Reviews: (a) R. E. Mulvey, F. Mongin, M. Uchiyama and Y. Kondo, *Angew. Chem., Int. Ed.*, 2007, **46**, 3802; (b) R. E. Mulvey, *Acc. Chem. Res.*, 2009, **42**, 743.
- (a) L. M. Jackman and B. C. Lange, *J. Am. Chem. Soc.*, 1981, **103**, 4494; (b) L. M. Jackman and T. S. Dunne, *J. Am. Chem. Soc.*, 1985, **107**, 2805; (c) A. Krasovskiy and P. Knochel, *Angew. Chem., Int. Ed.*, 2004, **43**, 3333; (d) C. Unkelbach, D. F. O'Shea and C. Strohmann, *Angew. Chem., Int. Ed.*, 2014, **53**, 553; (e) C. Feng, D. W. Cunningham, Q. T. Easter and S. A. Blum, *J. Am. Chem. Soc.*, 2016, **138**, 11156; (f) Y.-H. Chen, M. Ellwart, G. Toupalas, Y. Ebe and P. Knochel, *Angew. Chem., Int. Ed.*, 2017, **56**, 4612.
- (a) Y. Ma, A. C. Hoepker, L. Gupta, M. F. Faggini and D. B. Collum, *J. Am. Chem. Soc.*, 2010, **132**, 15610; (b) A. C. Hoepker, L. Gupta, Y. Ma, M. F. Faggini and D. B. Collum, *J. Am. Chem. Soc.*, 2011, **133**, 7135; (c) A. D. Benischke, G. Le Corre and P. Knochel, *Chem. – Eur. J.*, 2017, **23**, 778.
- V. H. Gessner, C. Däschlein and C. Strohmann, *Chem. – Eur. J.*, 2009, **15**, 3320.
- (a) P. García-Álvarez, R. E. Mulvey and J. A. Parkinson, *Angew. Chem., Int. Ed.*, 2011, **50**, 9668; (b) Review: R. E. Mulvey and S. D. Robertson, *Angew. Chem., Int. Ed.*, 2013, **44**, 11470; (c) C. Su, R. Hopson and P. G. Williard, *J. Am. Chem. Soc.*, 2013, **135**, 14367; (d) R. Neufeld, M. John and D. Stalke, *Angew. Chem., Int. Ed.*, 2015, **54**, 6994; (e) D. Li, I. Keresztes, R. Hopson and P. G. Williard, *Acc. Chem. Res.*, 2009, **42**, 270; (f) G. Barozzino-Consiglio, G. Hamdoun, C. Fressigné, A. Harrison-Marchand, J. Maddaluno and H. Oulyadi, *Chem. – Eur. J.*, 2017, **23**, 12475; (g) R. Neufeld and D. Stalke, *Chem. Sci.*, 2015, **6**, 3354; (h) D. R. Armstrong, P. García-Álvarez, A. R. Kennedy, R. E. Mulvey and S. D. Robertson, *Chem. – Eur. J.*, 2011, **17**, 6725.
- (a) C. Däschlein, J. O. Bauer and C. Strohmann, *Angew. Chem., Int. Ed.*, 2009, **48**, 8074; (b) K. S. Lokare, N. Frank, B. Braun-Cula, I. Goikoetxea, J. Sauer and C. Limberg, *Angew. Chem., Int. Ed.*, 2016, **55**, 12325; (c) J. O. Bauer and C. Strohmann, *J. Am. Chem. Soc.*, 2015, **137**, 4304; (d) C. Golz, P. Steffen and C. Strohmann, *Angew. Chem., Int. Ed.*, 2017, **56**, 8295; (e) K. S. Lokare, B. Braun-Cula, C. Limberg, M. Jorewitz, J. T. Kelly, K. R. Asmis, S. Leach, C. Baldauf, I. Goikoetxea and J. Sauer, *Angew. Chem., Int. Ed.*, 2019, **58**, 902.
- J. Greindl, J. Hioe, N. Sorgenfrei, F. Morana and R. M. Gschwind, *J. Am. Chem. Soc.*, 2016, **138**, 15965.
- (a) A. Kermagoret, F. Tomicki and P. Braunstein, *Dalton Trans.*, 2008, 2945; (b) S. Liu, R. Peloso and P. Braunstein, *Dalton Trans.*, 2010, **39**, 2563; (c) G. Jin, L. Vendier, Y. Coppel, S. Sabo-Étienne and S. Bontemps, *Dalton Trans.*, 2015, **44**, 7500; (d) C. Hettstedt, M. Unglert, R. J. Mayer, A. Frank and K. Karaghiosoff, *Eur. J. Inorg. Chem.*, 2016, 1405.
- (a) J. O. Bauer, *Main Group Met. Chem.*, 2020, **43**, 1; (b) N. A. Espinosa-Jalapa and J. O. Bauer, *Z. Anorg. Allg. Chem.*, 2020, **646**, 828.
- (a) M. Devillard, C. A. Lamsfus, V. Vreeken, L. Maron and J. I. van der Vlugt, *Dalton Trans.*, 2016, **45**, 10989; (b) M. Devillard, B. de Bruin, M. A. Siegler and J. I. van der Vlugt, *Chem. – Eur. J.*, 2017, **23**, 13628; (c) M. Devillard, A. Ehlers, M. A. Siegler and J. I. van der Vlugt, *Chem. – Eur. J.*, 2019, **25**, 3875; (d) A. Fernandes, C. Laye, S. Pramanik, D. Palmeira, Ö. Ö. Pekel, S. Massip, M. Schmidtman, T. Müller, F. Robert and Y. Landais, *J. Am. Chem. Soc.*, 2020, **142**, 564.
- (a) J. Manzur and W. K. Musker, *Inorg. Nucl. Chem. Lett.*, 1973, **9**, 841; (b) S. Schwieger, R. Herzog, C. Wagner and D. Steinborn, *J. Organomet. Chem.*, 2009, **694**, 3548.
- (a) H. Ott, U. Pieper, D. Leusser, U. Flierler, J. Henn and D. Stalke, *Angew. Chem., Int. Ed.*, 2009, **48**, 2978; (b) A. R. Kennedy, R. E. Mulvey, R. I. Urquhart and S. D. Robertson, *Dalton Trans.*, 2014, **43**, 14265; (c) E. V. Brouillet, A. R. Kennedy, T. Krämer, R. E. Mulvey, S. D. Robertson, A. Stewart and S. Towie, *Z. Anorg. Allg. Chem.*, 2020, **646**, 726.
- A. Kermagoret, F. Tomicki and P. Braunstein, *Dalton Trans.*, 2008, 2945; (b) I. Objartel, N. A. Pott, M. John and D. Stalke, *Organometallics*, 2010, **29**, 5670; (c) I. Objartel, D. Leusser, F. Engelhardt, R. Herbst-Irmer and D. Stalke, *Z. Anorg. Allg. Chem.*, 2013, **639**, 2005.
- J. O. Bauer and C. Strohmann, *Chem. Commun.*, 2012, **48**, 7212.
- R. Neufeld, T. L. Teuteberg, R. Herbst-Irmer, R. A. Mata and D. Stalke, *J. Am. Chem. Soc.*, 2016, **138**, 4796.
- U. Kroesen, L. Knauer and C. Strohmann, *Angew. Chem., Int. Ed.*, 2017, **56**, 6232.
- (a) H. Zhang, R. Kerssebaum and R. M. Gschwind, *Magn. Reson. Chem.*, 2009, **47**, 568; (b) K. Schober, E. Hartmann, H. Zhang and R. M. Gschwind, *Angew. Chem., Int. Ed.*, 2010, **49**, 2794.
- D. R. Armstrong, A. H. Khandelwal, L. C. Kerr, S. Peasey, P. R. Raithby, G. P. Shields, R. Snaith and D. S. Wright, *Chem. Commun.*, 1998, 1011.
- (a) E. C. Constable, M. J. Doyle, J. Healy and P. R. Raithby, *J. Chem. Soc., Chem. Commun.*, 1988, 1262; (b) D. M. Seo, T. Afroz, J. L. Allen, P. D. Boyle, P. C. Trulove, H. C. De Long and W. A. Henderson, *J. Phys. Chem. C*, 2014, **118**, 25884; (c) T. Afroz, D. M. Seo, S.-D. Han, P. D. Boyle and W. A. Henderson, *J. Phys. Chem. C*, 2015, **119**, 7022; (d) S.-D. Han, S.-H. Yun, O. Borodin, D. M. Seo, R. D. Sommer, V. G. Young Jr. and W. A. Henderson, *J. Phys. Chem. C*, 2015, **119**, 8492.
- Early studies concerning Li-F interactions: (a) D. Stalke, U. Klingebiel and G. M. Sheldrick, *J. Organomet. Chem.*, 1988, **344**, 37; (b) D. Stalke, U. Klingebiel and G. M. Sheldrick, *Chem. Ber.*, 1988, **121**, 1457; (c) D. Stalke and K. H. Whitmire, *J. Chem. Soc., Chem. Commun.*, 1990, 833.
- C. M. Burba and R. Frech, *J. Phys. Chem. B*, 2005, **109**, 15161.
- J. Seyden-Penne, *Chiral Auxiliaries and Ligands in Asymmetric Synthesis*, John Wiley & Sons, New York, 1995.