

## REVIEW

[View Article Online](#)  
[View Journal](#) | [View Issue](#)Cite this: *J. Mater. Chem. A*, 2024, **12**, 18774A synergistic investigation of experimental and computational dual atom electrocatalysis for CO<sub>2</sub> conversion to C<sub>1</sub> and C<sub>2+</sub> productsSaurabh Vinod Parmar,<sup>†</sup> Damanpreet Kaur<sup>†</sup> and Vidya Avasare \*

This review delves into the promising field of dual atom catalysts (DACs) for the electrochemical reduction of CO<sub>2</sub> to yield a diverse array of C<sub>n</sub> (*n* = 1, 2, and 3) products. Through a comprehensive examination of recent advancements, mechanistic insights, and experimental findings, the review highlights the pivotal role of DACs in promoting selective and efficient eCO<sub>2</sub>RR. DACs, characterized by the synergistic interaction between two metal (homo/hetero) atoms, offer promising opportunities to address environmental challenges associated with CO<sub>2</sub> emissions while simultaneously enabling the sustainable production of clean energy. The eCO<sub>2</sub>RR facilitates the formation of C<sub>1</sub> to C<sub>2+</sub> products including CO. CO is a key intermediate involved in C–C coupling reactions to form C<sub>2+</sub> products.

Received 25th April 2024  
Accepted 12th June 2024

DOI: 10.1039/d4ta02860k

[rsc.li/materials-a](https://rsc.li/materials-a)

## Introduction

The ever-increasing levels of atmospheric CO<sub>2</sub> pose one of the most pressing challenges. Anthropogenic activities, such as the burning of fossil fuels and industrial processes, have led to a significant increase in CO<sub>2</sub> emissions, contributing to global warming and climate change.<sup>1–3</sup> The International Energy Agency predicted that CO<sub>2</sub> emissions will reach 40.3 Gt by 2030 and will grow to 50 Gt in 2050 if not restrained.<sup>4,5</sup> Addressing this issue requires innovative strategies for mitigating CO<sub>2</sub> levels while simultaneously transitioning towards a sustainable energy economy.<sup>6</sup> One promising approach towards mitigating CO<sub>2</sub> emissions is through its conversion to other valuable chemicals and fuels such as methane, methanol, ethanol, and other useful hydrocarbons. This approach not only alleviates the environmental burden but also creates opportunities for sustainable energy production and resource utilization.<sup>7–10</sup> Various institutes and industries have been established with frequent government support for mitigation and conversion of CO<sub>2</sub>. In 2022, 1.66 Mt of methanol, a prominent future fuel, was produced from CO<sub>2</sub> during the hydrogenation of CO by Methanex.<sup>11</sup>

Heterogeneous catalysis plays a crucial role in CO<sub>2</sub> reduction, offering efficient pathways for transforming CO<sub>2</sub> into value-added chemicals.<sup>12,13</sup> Unlike homogeneous catalysis, which involves catalysts and reactants in the same phase, heterogeneous catalysis utilizes solid catalysts that remain distinct from the reaction mixture. This distinction enables easier separation of the catalyst from the product, facilitating

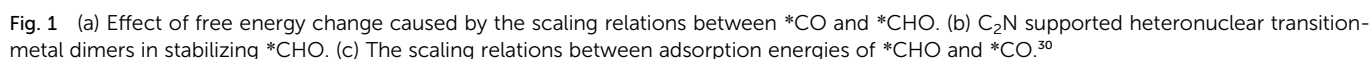
continuous operation of the same catalyst and reducing the environmental impact.<sup>14,15</sup>

While heterogeneous catalysis presents a promising avenue for the CO<sub>2</sub> reduction reaction (CO<sub>2</sub>RR), traditional heterogeneous catalysts often suffer from limitations such as low selectivity, poor activity, and limited stability.<sup>16–18</sup> To address these challenges, SACs have gained tremendous fame due to their exceptionally high catalytic performance and atom efficiency.<sup>19–24</sup> However, SACs have inherent limitations, due to their reliance on a single active center. SACs often experience a decline in catalytic activity when faced with multi-intermediate reactions.<sup>25–31</sup> In SACs, it is easy to optimize the catalyst for a single intermediate reaction but optimizing SACs according to distinct intermediates of a multi-step electrochemical reaction is unfeasible. Linear scaling relations, discussed by Norskov and coworkers and Sautet and coworkers, between the adsorption strength of reaction intermediates further hamper the activity of SACs (Fig. 1a).<sup>32–34</sup>

In the case of the electrocatalytic CO<sub>2</sub> reduction reaction (eCO<sub>2</sub>RR), stronger binding of \*CHO/\*COH moieties reduces the free energy change of CH<sub>4</sub> formation. However, according to the linear scaling relation, stronger binding of \*CHO/\*COH always follows up with an increase in \*CO adsorption which suggests that the rate-determining step requires a high limiting potential.<sup>35–37</sup> The structural difference between linear \*CO and bent \*CHO or \*COH can help in the stabilization of one over the other. Since SACs are considered a bridge between the mono-nuclear homogeneous and heterogeneous catalysts, similar inspiration was drawn from homogeneous dimeric catalysts and bimetallic alloy catalysts forming dual atom catalysts (DACs). DACs are the combination of two SACs positioned adjacent or bonded to each other in three-dimensional space which results in increased metal loading, along with

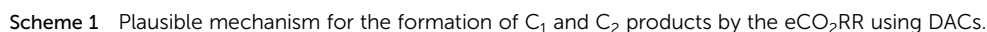
Department of Chemistry, Ashoka University, Sonapat, Haryana-131029, India. E-mail: [vidya.avasare@ashoka.edu.in](mailto:vidya.avasare@ashoka.edu.in)

<sup>†</sup> Authors contributed equally.



homonuclear Pd<sub>2</sub>DAC for the CO<sub>2</sub>RR and DFT calculations were used to compare the catalytic activity of Pd<sub>2</sub>-DAC, Pd<sub>1</sub>-SAC, and Pd-NPs.<sup>46</sup> The direct relation between the limiting potential and \*CO adsorption proved Pd<sub>2</sub>-DAC to be better than Pd<sub>1</sub>-SAC and Pd-NPs. The superiority of DACs over SACs in the CO<sub>2</sub>RR was also shown by Chen and co-workers by synthesizing heteronuclear Ni-Cu DACs. The synergistic effect of Ni and Cu decreased the HOMO-LUMO gap promoting \*COOH adsorption compared to Ni SACs.<sup>47</sup> Also the work carried out by Zhang and coworkers on *in silico* formation of urea from N<sub>2</sub> and CO<sub>2</sub> over a bimetallic catalyst gives further insight into the perks of the synergistic relation between the

Li and coworkers demonstrated the advantages of DACs over SACs and nanoparticles (NPs) by synthesizing supported



two metals. The proposed criterion tries to use this synergy to the fullest so that the bimetallic active sites have stabilizing interaction with the support layer. The metals need to perform a particular task; for example, the  $M_1$  site needs to have the ability to specifically adsorb  $N_2$ , and  $^*N_2$  should have a higher hydrogenation reaction barrier, while the  $M_2$  site needs to have the ability to adsorb  $CO_2$ , and efficiently reduce  $CO_2$  to  $CO$ , which further desorbs easily. This endorses the superiority of DACs and the advantages of using bimetallic catalytic systems.<sup>48</sup> In short, DACs possess all attributes of SACs in addition to the synergistic interaction of the two metals at active site, which significantly enhances the activity and efficiency. These advantages lead to the formation of unique structures and electronic properties that help to orchestrate rate-determining steps (RDSs) which were discussed by Warner and coworkers.<sup>49</sup> The type of support used greatly affects the overall activity of DACs; for example,  $Ir_1Mo_1$  DAC loaded on N-doped carbon favours the hydrogen evolution reaction (HER) while  $Ir_1Mo_1$  DAC loaded on a  $TiO_2$  support catalyses the reverse process, hydrogen adsorption.<sup>50,51</sup> This is possible only because of the change in the dominant metal active site with respect to the support. Thus, using DACs for multi-intermediate reactions such as the  $eCO_2RR$  seems logical and has been found to show better results in the formation of  $C_1$  and  $C_2$  products from  $CO_2$  (Scheme 1).

As efforts intensify to mitigate climate change and transition towards a low-carbon economy, the development of DACs for the  $eCO_2RR$  holds immense promise. By harnessing the unique capabilities of DACs, researchers are ready to unlock new opportunities for sustainable energy generation and resource utilization, weaving a future where  $CO_2$  serves not as a pollutant but as a valuable feedstock for the production of essential chemicals and fuels. Han and Yang, in their review, discussed a bio-inspired self-assembly approach for the efficient synthesis of DACs using organic and inorganic porous materials as supports. This opens new avenues for the synthesis of active DACs for various applications including the  $eCO_2RR$  using metal precursors having biomolecules and amino acids as ligands.<sup>52</sup>

## Synthetic strategies to design and develop DACs

The synthesis of DACs involves the preparation of catalytic materials containing two same or different metal atoms in proximity. DACs are synthesized using various methods, each offering unique advantages, allowing control over catalyst composition, structure, and properties. Some commonly used synthetic strategies are given below:

### Wet chemical methods

Wet chemical methods, such as co-precipitation, impregnation, and sol-gel processes, are commonly used for the synthesis of DACs. These methods involve the reduction of metal precursors in solution followed by deposition onto a support material (Fig. 2). By controlling the reaction conditions, including pH, temperature, and reaction time, precise control over the composition and morphology of DACs can be achieved.

Chen and coworkers synthesized a Cu-Pd atom pair on an alloy support by mixing aqueous solution of  $H_2PdCl_4$  and  $Cu(NO_3)_2$  with Te-nanowire solution at room temperature for 12 hours.<sup>53</sup> The product was centrifuged and then dispersed into a 0.01 M NaOH solution and stirred for another 12 hours. The amount of Cu-doping was varied from sample to sample (0.02 wt%, 0.06 wt%, 0.16 wt%, and 0.20 wt% of Cu) by controlling the amount of Cu-precursor. The wt% of Cu in these samples was determined by coupled plasma mass spectroscopy (CP-MS).

Dinca and coworkers synthesized  $M_3HAB$  ( $HAB$  = hexaiminobenzene) MOF by treating  $HAB \cdot 3HCl$  with ammoniacal solutions of  $CuSO_4 \cdot 5H_2O$  in aqueous mixtures of water and dimethyl sulfoxide, heated at 60 °C under atmospheric conditions for 2 hours. It was found that oxygen from air is responsible for getting crystalline  $M_3HAB$  and in the absence of air, the outcome is limited to the formation of amorphous grey powder of  $M_3HAB$ .<sup>54</sup> Chen and coworkers used this method to synthesize Cu-HAB and added it to a degassed methanol solution of  $SnCl_2 \cdot 2H_2O$ . The mixture was heated and stirred until a purple-black CuSn-HAB powder was formed.<sup>55</sup>

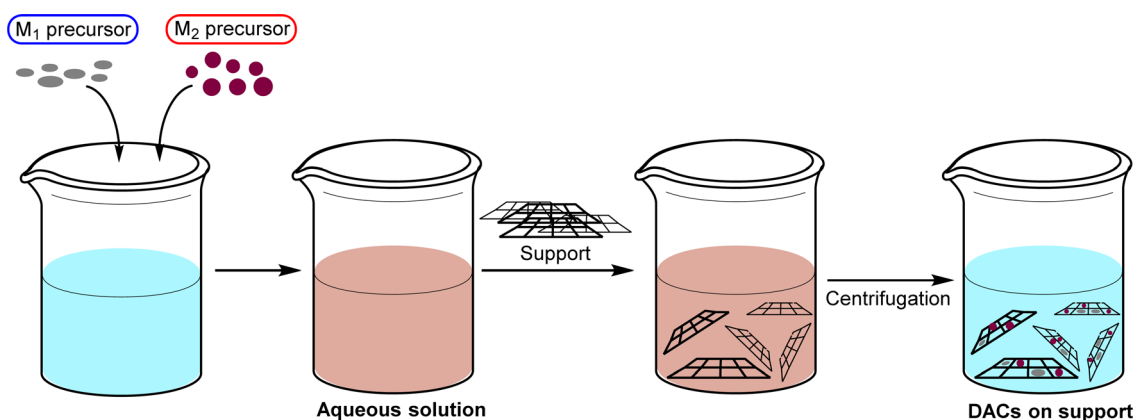


Fig. 2 General steps in the synthesis of DACs by wet chemical methods.

Despite being straightforward and simple, this method has a few drawbacks. It lacks precise control over the dispersion and distribution of metal atoms on the support material which results in non-uniform atom distribution, leading to variations in catalytic activity and selectivity among DACs. The scalability of such a process will always be under scrutiny due to the possibility of agglomeration of metal atoms.

### Pyrolysis

Reduction of organometallic precursors over a support is a common approach for the synthesis of DACs. This method involves subjecting precursors to high temperatures in an inert atmosphere, leading to the decomposition of the organometallic precursors over the support (Fig. 3).

Zhang and coworkers developed a general strategy for preparing homonuclear and heteronuclear DACs by trapping their respective organometallic precursors in ZIF-8 (ZIF = Zeolitic Imidazolate Framework), followed by annealing under  $N_2$ . This led to the formation of well-defined  $M_1M_2$  DACs.<sup>56</sup> The precursors were mostly bimetallic systems, showing a higher degree of DAC formation.

Zhao and coworkers synthesized Fe-Co DACs by pyrolysis of ferrocene and  $CoCl_2$  in varying ratios on an annealed ZIF-8 (NC) support. To their surprise, it was observed that at any given ratio of ferrocene to  $CoCl_2$ , including bulk  $CoCl_2$ , the wt% of Fe remained higher than that of Co in the formed DACs.<sup>57</sup> This was happening because Fe atoms form a more stable structure in an N-doped carbon matrix than Co, leading to a much higher content of Fe.<sup>58,59</sup>

It is important to note that pyrolysis may also have drawbacks, such as the potential for incomplete decomposition of precursors, the formation of undesirable by-products or impurities, and the limited control over the dispersion and distribution of metal species on the support material. Addressing these challenges may require the optimization of pyrolysis conditions, the development of novel precursor compounds, or the use of additional post-treatment steps to enhance the performance of DACs synthesized *via* pyrolysis.

### Impregnation

The impregnation method offers simplicity, versatility, and scalability to the DAC synthesis process. In this method, metal precursors are dissolved or dispersed in a suitable solvent and impregnated onto a support material, followed by drying and calcination to generate DACs. The impregnation method allows for the controlled deposition of metal species onto the support

material, enabling the formation of well-defined dual-atom configurations. The impregnation method involves the selection of a suitable support material for DACs. Common support materials include metal oxides (*e.g.*  $TiO_2$ ,  $Al_2O_3$ , *etc.*) and or carbon-based materials such as activated carbon, carbon nanotubes, zeolites, *etc.* The choice of the support material depends on the desired catalytic activity, stability, and compatibility.<sup>60,61</sup>

Metal precursors, typically metal salts or organometallic complexes, are dissolved in a suitable solvent to form a homogeneous solution. The selection of metal precursors depends on the desired composition and properties of DACs. Multiple metal precursors can be used to synthesize dual-atom configurations, with different metal combinations offering unique catalytic functionalities. The support material is then impregnated with the metal precursor solution, typically by incipient wetness impregnation or soaking.<sup>62</sup> During impregnation, the support material is immersed in the precursor solution allowing the metal species to diffuse into the porous structure of the support material. The impregnation process is carried out under controlled conditions to ensure uniform deposition and saturation of metal species on the support material. Similarly, Li and coworkers synthesized Pd-DACs by impregnating a homogeneous Pd-complex on acetylene black. By replacing the counter anions, the solubility of the complex changed, leading to precipitation of the DACs.<sup>53</sup> Overall, the impregnation method offers a versatile and effective approach for the synthesis of DACs, enabling the controlled deposition of metal species onto support materials and the formation of well-defined catalytic configurations.

Although the method is pretty straightforward, it may result in the occlusion of active sites within the porous structure of the support material, limiting their accessibility to reactant molecules. This can lead to mass transfer limitations and reduced catalytic efficiency, particularly for reactions involving bulky or sterically hindered substrates. Surface functionalization can enhance the stability and binding affinity of metal species, promoting stronger interactions and improved catalytic performance. This method typically does not involve surface functionalization of the support material, which may limit the interactions between metal species and the support surface leading to instability of the overall catalyst.

### Atomic layer deposition (ALD)

ALD is a versatile thin-film deposition technique that allows precise control over the deposition of individual atomic layers

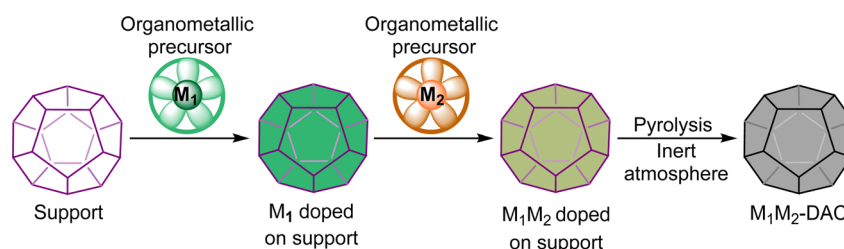


Fig. 3 General steps followed in the synthesis of DACs by pyrolysis of organometallic precursors on a support.



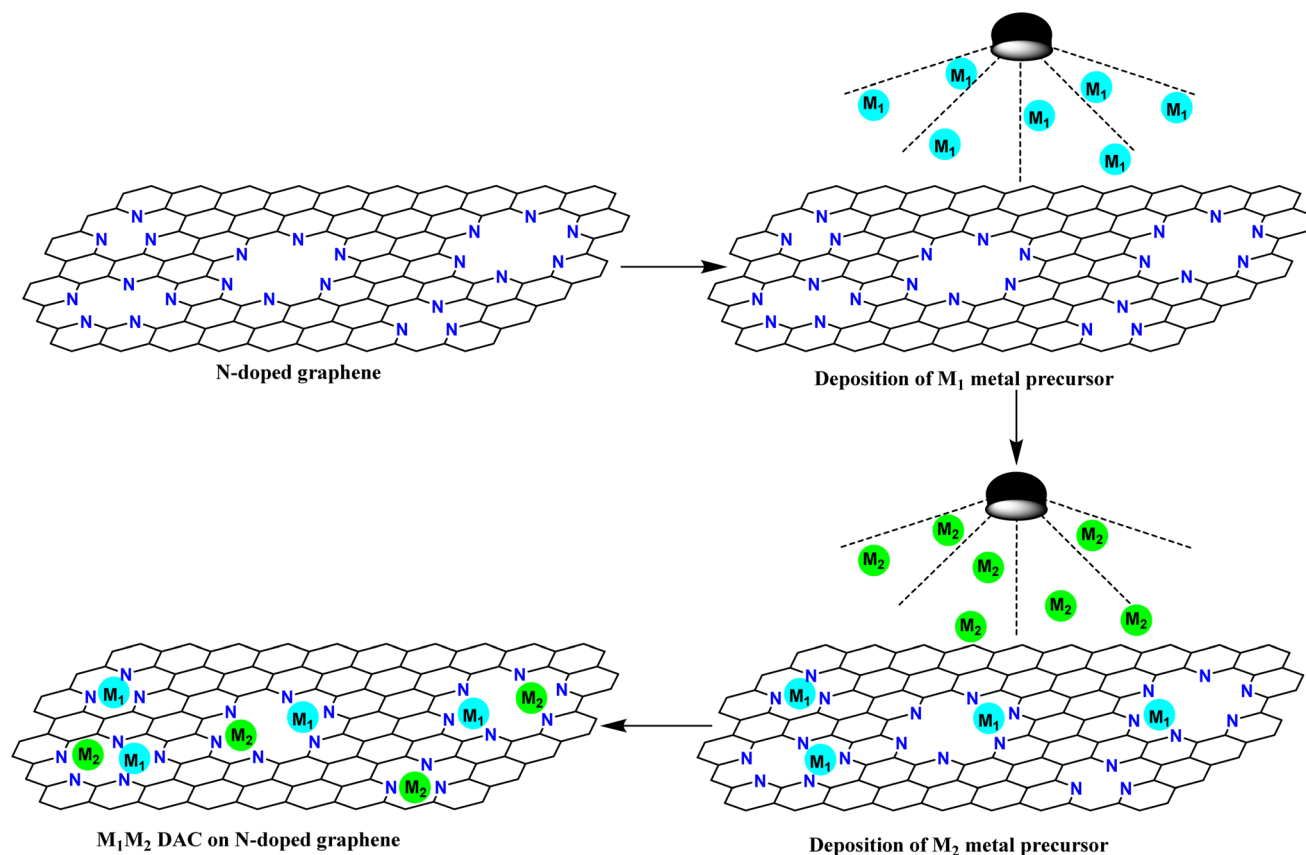


Fig. 4 General procedure for synthesis of DACs by the ALD process.

onto a substrate. In the context of DAC synthesis, ALD offers a unique approach for the controlled deposition of metal atoms onto support materials with atomic precision (Fig. 4). By adjusting different parameters, such as the precursor concentration and deposition temperature, one can tailor the composition and structure of DACs for specific electrocatalytic applications.<sup>63,64</sup>

For example, Sun and coworkers used the ALD method to form Pt–Ru DACs on N-doped graphene (NGQ).<sup>65</sup> They used trimethyl(methylcyclopentadienyl)platinum(IV) (MeCpPtMe<sub>3</sub>) as the platinum precursor and ethyl-substituted ruthenocene as the ruthenium precursor to be deposited on the NGQ. While ALD offers control over catalyst composition and structure, it also has several drawbacks. ALD's ability to create specific DACs might be limited by difficulty depositing certain metals and finding suitable precursor molecules for both metals.<sup>66–68</sup> Achieving even distribution of both metals can be challenging, affecting performance.

## DACs in eCO<sub>2</sub>RR

Electrochemical CO<sub>2</sub> reduction utilizing DACs represents a promising avenue for mitigating carbon emissions and producing value-added chemicals ranging from simple molecules such as carbon monoxide (CO) and formate (HCOO<sup>−</sup>) to more complex products such as ethanol, methane, and

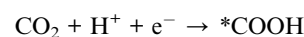
ethylene. These products hold significant potential for various applications, including sustainable fuel sources, chemical synthesis, and energy storage. By harnessing the catalytic prowess of DACs, the eCO<sub>2</sub>RR stands poised as a sustainable strategy for addressing both environmental challenges and the growing demand for renewable energy sources.

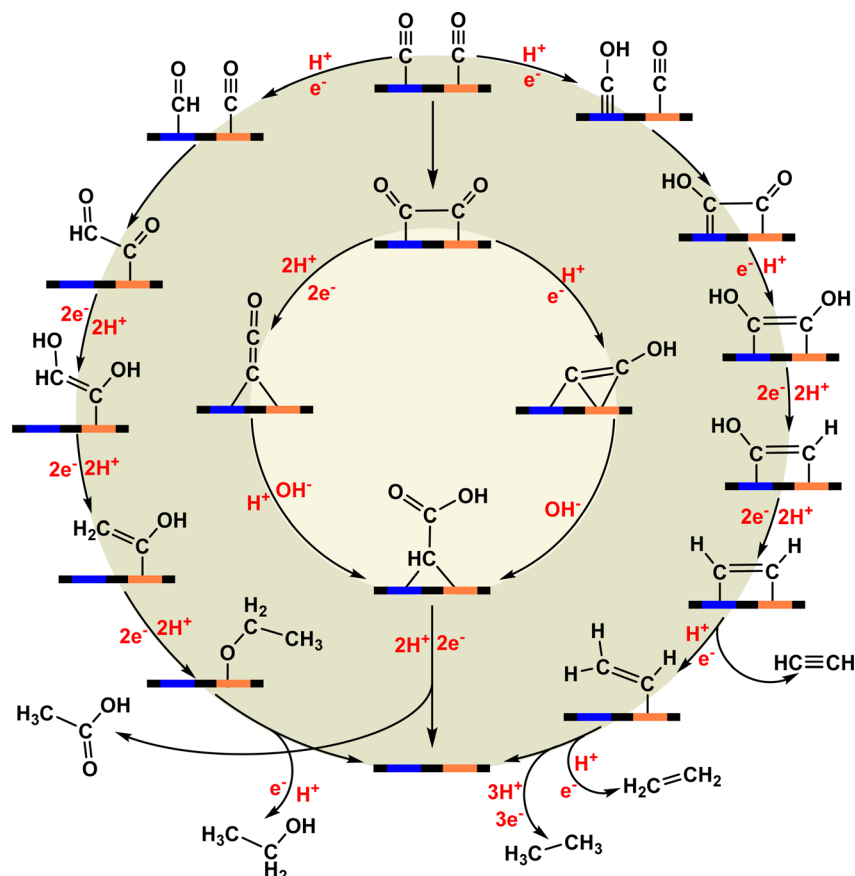
Continuing with the applications of DACs, we classify DACs based on the type of product formed from CO<sub>2</sub> such as CO, CO<sub>2</sub>H, CH<sub>3</sub>OH, CH<sub>4</sub>, *etc.* along with C<sub>2+</sub> hydrocarbons.

### Carbon monoxide: a key intermediate in C<sub>2+</sub> product formation

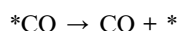
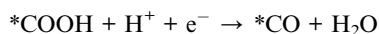
CO<sub>2</sub> reduction is an alarming need in the present scenario. The conversion of CO<sub>2</sub> to CO is an industrially and economically significant process as CO can serve as a building block in the industrial synthesis of organic and organometallic compounds.<sup>69–73</sup> Syngas (CO + H<sub>2</sub>) is the key reagent in the thermocatalytic Fischer–Tropsch synthesis of value-added carbon products.<sup>74</sup> It is also a preliminary step towards the synthesis of C<sub>1</sub> or C<sub>2</sub> products from carbon dioxide. CO can either be further reduced to form C<sub>1</sub> products or undergo C–C coupling between different CO substrates to form C<sub>2</sub> products (Scheme 2).

Typically, CO<sub>2</sub> to CO conversion occurs in three steps:<sup>75</sup>





Scheme 2 Plausible mechanistic steps involved in CO mediated C–C coupling to form C<sub>2</sub> products.



The rate-determining step (RDS) involved in the formation of CO mainly depends on the intrinsic properties of the metals. For example, Fe has a high CO affinity that leads to high free energy for  $^*\text{CO}$  desorption or increases the chances of CO poisoning, whereas, some metals such as Ir and Mo have sluggish kinetics for  $^*\text{COOH}$  intermediate formation.<sup>47,48</sup> Many homogeneous and heterogeneous catalysts have been explored to catalyze CO<sub>2</sub> to CO formation. As discussed above, DACs have shown promising catalytic performance toward carbon dioxide utilization. Therefore, we discuss experimentally and theoretically explored dual-atom catalysts (DACs) for CO formation from CO<sub>2</sub> (Table 1).

Cu and some noble metal-based catalysts such as Ag, Pd, and Pt have been known for the carbon dioxide reduction reaction (CO<sub>2</sub>RR) but have certain drawbacks such as higher overpotential and lower current density. Chen and coworkers reported copper-containing homonuclear DACs stabilized by Te defects on Pd<sub>10</sub>Te<sub>3</sub> alloy nanowires using wet chemical methods with varying metal loadings.<sup>76</sup> Combining results of characterization techniques such as X-ray absorption near-edge structure (XANES), Fourier-transformed (FT)  $k^3$  weighted spectra and

wavelet transform (WT) plots, it was concluded that Cu existed as Cu<sub>x</sub> and displayed atomic level dispersion in defects of Pd<sub>10</sub>Te<sub>3</sub>. The dispersion of Cu<sub>x</sub> in these defects indicates the importance of defects in stabilizing the atomically dispersed Cu atoms. The Cu<sub>x</sub> was protected by an oxygen atom as predicted by energy-dispersive X-ray spectroscopy (EDS) mapping. Theoretically, it was found that Cu<sub>x</sub> and Cu<sub>4</sub> displayed similar plots, thus  $x \approx 4$  (3, 4, 5). The calculations revealed that Cu<sub>4</sub> had one Cu bonded to oxygen to form Cu<sub>1</sub><sup>x+</sup> which further binds to a neighboring Cu atom to form the (Cu<sub>1</sub><sup>0</sup> – Cu<sub>1</sub><sup>x+</sup>) atom pair, which directly participated in electrocatalysis, whereas the other two Cu atoms accommodated the defects around the vacancy occupying the O atom. The 0.10% Cu loading was found to be optimal delivering 18.74 mA cm<sup>−2</sup> current density at −0.98 V (vs. RHE) as revealed by linear sweep voltammetry (LSV) curves. It shows high selectivity for the CO<sub>2</sub>RR vs. the HER with an efficiency of FE<sub>CO</sub> = 92% at −0.78 V. The competing HER reaction significantly gets suppressed to FE<sub>H<sub>2</sub></sub> = 3%. Virtually unchanged current density and a small decline of FE<sub>CO</sub> from 92% to 80% were observed after testing the sample at −0.78 V for 180 minutes. By increasing the metal loading, there was a sharp decrease in performance as it started forming CuO<sub>x</sub> and CuPd<sub>x</sub> whereas Cu<sub>x</sub> species gradually disappeared. DFT calculations also confirmed that (Cu<sub>1</sub><sup>0</sup>–Cu<sub>1</sub><sup>x+</sup>) displayed a lower free energy barrier (Fig. 5c) than the classic Cu metal and Cu

Table 1 The performance comparison of DACs in CO formation

Metal	Substrate	Electrolyte	Faradic efficiency	Current density	Potential	Ref.
Cu <sub>2</sub>	Pd <sub>10</sub> Te <sub>3</sub>	0.2 M NaHCO <sub>3</sub>	92%	8.6 mA cm <sup>-2</sup>	−0.78 V	76
Ag <sub>2</sub>	Graphene	0.5 M KHCO <sub>3</sub>	93.4%	11.8 mA cm <sup>-2</sup>	−0.7 V	77
Pd <sub>2</sub>	Acetylene black	0.5 M KHCO <sub>3</sub>	98.2%	6.76 mA cm <sup>-2</sup>	−0.85 V	79
Co <sub>2</sub>	Carbon nanotubes	0.5 M KHCO <sub>3</sub>	91.76%	—	−0.7 V	82
Fe <sub>2</sub>	N-doped carbon	—	>80%	−32.04 mA cm <sup>-2</sup>	−1.0 V	83
Fe <sub>2</sub>	N-doped porous carbon	0.1 M KHCO <sub>3</sub>	96%	2.9 mA cm <sup>-2</sup>	−0.6 V	85
			94%	3.5 mA cm <sup>-2</sup>	−0.7 V	
Fe <sub>2</sub>	Graphitic carbon nitride	0.5 M KHCO <sub>3</sub>	98.6%	—	−0.4 V	86
Ni <sub>2</sub>	N-doped carbon black	0.5 M KHCO <sub>3</sub>	>95%	26.5 mA cm <sup>-2</sup>	−0.6 to −1.0 V	87
Ni <sub>2</sub>	N-rich MOF	1.0 M KHCO <sub>3</sub>	94.3%	150 mA cm <sup>-2</sup>	—	88
Ni <sub>2</sub>	C carriers and dicyandiamide	1 M KOH	99%	1 A cm <sup>-2</sup>	—	89
Ni <sub>2</sub>	Carbon black	—	98.9%	23.46 mA cm <sup>-2</sup>	−0.88 V	90
Ni-Fe	ZIF	0.5 M KHCO <sub>3</sub>	98%	7.4 mA cm <sup>-2</sup>	−0.7 V	75
Ni-Fe	N doped C (ZIF)	0.1 M KHCO <sub>3</sub>	97.8%	18.6 mA cm <sup>-2</sup>	−0.6 to −0.9 V	94
Ni-Fe	S, N doped C	—	96%	40.1 mA cm <sup>-2</sup>	−0.9 V	95
Co-Ni	N doped porous C nanosheets	0.1 M KHCO <sub>3</sub>	96.4%	3.2 mA cm <sup>-2</sup>	−0.48 V	96
Co-Ni	N doped C (ZIF-8)	0.1 M KHCO <sub>3</sub>	95%	13.34 mA cm <sup>-2</sup>	−0.8 V	97
Ni-Cu	N doped C matrix (MOF: ZIF)	0.5 M KHCO <sub>3</sub>	99.2%	29.9 mA cm <sup>-2</sup>	−0.79 V	103
Ni-Cu	N doped C matrix (ZIF-8)	0.5 M KHCO <sub>3</sub>	97.7%	13.7 mA cm <sup>-2</sup>	−0.7 V	105
Ni-Cu	N doped graphene	0.1 M KHCO <sub>3</sub>	98%	−18.2 mA cm <sup>-2</sup>	−1.07 to −1.27 V	106
Fe-Cu	N doped C matrix (MOF: ZIF-8)	0.1 M KHCO <sub>3</sub>	99%	12.91 mA cm <sup>-2</sup>	−0.8 V	110
Ni-Zn	N doped C	0.5 M KHCO <sub>3</sub>	99%	−20 mA cm <sup>-2</sup>	−0.8 V	107
Zn-Co	N doped C	Saturated KHCO <sub>3</sub>	93.2%	26 mA cm <sup>-2</sup>	−0.5 V	108
Cu-Zn	Pc-MOFs	0.1 M KHCO <sub>3</sub>	88%	—	−0.7 V	109
Ni-Ag	N rich porous C	0.1 M KHCO <sub>3</sub>	99.2%	12.6 mA cm <sup>-2</sup>	−0.8 V	101

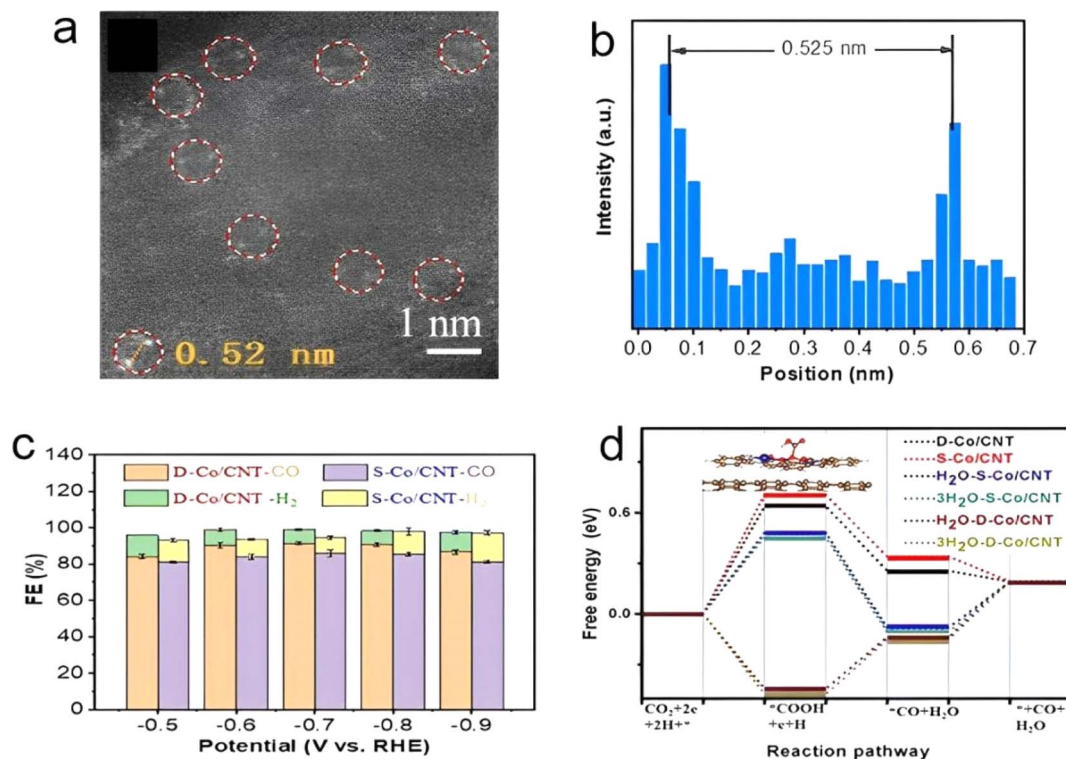


Fig. 5 (a) HAADF-STEM image of dual atom-Co/CNT. (b) Intensity profile obtained over the red line in (a). (c) FE<sub>CO</sub> and FE<sub>H<sub>2</sub></sub> at different applied potentials. (d) Calculated Gibbs free-energy diagrams for CO<sub>2</sub> electrocatalysis reduction to CO.<sup>92</sup>

embedded in Cu<sub>2</sub>O; thus, the catalyst's efficiency was enhanced for the eCO<sub>2</sub>RR by improvements in both kinetics and thermodynamics.

In the interesting application of silver-based DACs, Zhou and coworkers reported a dual atom Ag<sub>2</sub>/graphene catalyst (Ag<sub>2</sub>-G) present in an AgN<sub>3</sub>-AgN<sub>3</sub> coordination environment with 0.10%

metal content as given by ICP data.<sup>77</sup> Interestingly, they highlighted that the aromatic ligands of silver complexes provide the steric hindrance around Ag atoms to prevent them from agglomerating. The XRD pattern and aberration-corrected HAADF-STEM confirmed the uniform dispersion of Ag atoms. The XPS analysis suggested the valence state of Ag between 0 and +1 and WT-EXAFS (extended X-ray absorption fine structure) provided evidence for the presence of a bond between two Ag atoms. The electrochemical analysis manifested that the Ag<sub>2</sub>-G catalyst works efficiently in the wide potential range of  $-0.5$  to  $-0.9$  V reaching a maximum  $\text{FE}_{\text{CO}}$  of 93.4% at  $-0.7$  V with a current density of  $11.8 \text{ mA cm}^{-2}$ . Ag<sub>2</sub>-G exhibited excellent stability when tested for 36 h at  $-0.7$  V. The DFT study also suggested that Ag<sub>2</sub>-G-DAC promoted CO<sub>2</sub> adsorption and stabilized the intermediates by reducing the energy barriers. Thus, this study further highlights the superiority of DACs in the CO<sub>2</sub>RR.

Usually, Pd-SACs have been known for excellent HER as compared to  $\text{Fe}_{\text{CO}}$  as it easily forms Pd-H species.<sup>78</sup> Wang and coworkers used a palladium(II) precursor, a  $\text{NO}_3^-$  ion source,  $\text{KPF}_6$  and acetylene black to get an atomically dispersed Pd<sub>2</sub>DAC by the anion replacement deposition precipitation (ARDP) method; which achieved high  $\text{FE}_{\text{CO}}$  and interestingly exhibited superior performance.<sup>79</sup> The X-ray photoelectron spectroscopy (XPS), aberration corrected-high angle annular dark field-scanning transmission electron microscopy (AC-HAADF-STEM) and EXAFS data reveal that Pd<sub>2</sub>DAC exhibited a Pd(II) N<sub>2</sub>O<sub>2</sub> coordination structure. Surprisingly, the average Pd-Pd interatomic distance was much shorter ( $1.96 \text{ \AA}$ ) than the theoretically reported distance of  $2.85 \text{ \AA}$ . The electrochemical activity investigated by linear sweep voltammetry (LSV) demonstrated that Pd<sub>2</sub>DAC shows a larger current density as compared to Pd<sub>1</sub>SAC and Pd<sub>NP</sub>/C in the potential range from  $-0.20$  to  $-0.85$  V with a maximum  $\text{FE}_{\text{CO}}$  of 98.2% at  $-0.85$  V vs. RHE and displayed consistent 80+% FE up to  $-0.95$  V. Pd<sub>2</sub>DAC shows partial current densities of CO *ca.*  $6.76 \text{ mA cm}^{-2}$  at  $-0.85$  V vs. RHE, which remains unchanged even after testing for 12 hours, accounting for its excellent stability. Looking into kinetic insights, Tafel plots of Pd<sub>2</sub>DAC show a lower slope (*ca.*  $148.9 \text{ mV dec}^{-1}$ ), which proves that the rate-limiting step (RLS) was CO<sub>2</sub> activation. Herein, the potential determining step (PDS) was the activation of CO<sub>2</sub> to \*COOH with the lowest PDS free energy of 1.28 eV. In the volcanic activity profile of  $U_L$  (limiting potential) versus adsorption of \*CO, Pd<sub>2</sub> was close to the top of the volcano with optimized  $U_L$  showing the highest catalytic performance following the Sabatier principle. The DFT study demonstrated that the Pd<sub>2</sub>DAC has a moderate adsorption strength of \*CO which facilitates CO desorption. The synergic effect of dimeric Pd atoms efficiently performs the eCO<sub>2</sub>RR.

As discussed before, two neighboring metal atoms without any direct linkage can also introduce synergic effects like in DACs. In this context, Zeng and coworkers highlighted such interactions by preparing Pt/MoS<sub>2</sub> having different Pt mass loadings of 0.2%, 1.0%, 5.0%, and 7.5%.<sup>80</sup> The XANES and EXAFS data accounted for the atomic dispersion of Pt atoms throughout all the samples and it was shown that Pt atoms

replaced the Mo atoms in MoS<sub>2</sub> nanosheets. Every Pt atom with its corresponding S atom acts as the active catalytic site. The distance between the two nearest Pt atoms at 0.2% loading was more than 3 nm and this distance decreased with the increase in the metal loading, resulting in synergic effects being observed in 5.0% and 7.5% Pt-loaded samples. The TOF of 7.5% Pt/MoS<sub>2</sub> was  $162.5 \text{ h}^{-1}$ , 14.8 times higher than that of 0.2% Pt/MoS<sub>2</sub>. The major intermediate for 0.2% Pt/MoS<sub>2</sub> was CH<sub>3</sub>OH\* whereas for 7.5% Pt/MoS<sub>2</sub>, it was COOH\* respectively. The DFT study elaborates that isolated 0.2% Pt/MoS<sub>2</sub> favors the direct conversion of CO<sub>2</sub> to methanol without forming formic acid whereas the neighboring Pt monomers favors methanol formation *via* the formic acid pathway. Thus, these synergic effects lead to enhancement in catalytic activity by altering the energy barriers and resulting in different reaction paths as well.

Although research on DACs in the electrochemical CO<sub>2</sub>RR is growing fast, many researchers have opted for inexpensive first-row transition metals such as Fe, Co, and Ni as the basis for their DACs. These first-row transition metals are preferred in DACs for several reasons, natural abundance, versatile catalytic activity, stability, *etc.* Also, these transition metals can be effectively supported on various materials such as carbon, zeolites, *etc.* enhancing catalyst dispersion and stability. This compatibility with support materials expands the versatility and applicability of DACs.

Owing to their poor catalytic performance, cobalt-based DACs have been less explored for the eCO<sub>2</sub>RR.<sup>81</sup> However, rational design and fine-tuning of the local environment improve the catalytic performance of these Co catalysts. Wang and coworkers designed a dual atom Co-salophen (Co-DAC) catalyst by using a non-covalent anchoring strategy to disperse Co on carbon nanotube (CNT) surfaces.<sup>82</sup> Uniform dispersion of Co dual atoms on CNTs was characterized by scanning electron microscopy (SEM), transmission electron microscopy (TEM), HAADF-STEM, and Raman spectroscopy (Fig. 5a). The presence of 3.94 wt% of metallic Co in a hybrid material of dual atom-Co/CNT was confirmed by coupled plasma optical electron spectroscopy (CP-OES) and the interatomic distance between two metals was studied by calculating the distance ( $0.525 \text{ nm}$ ) between two spots in the HAADF image (Fig. 5b). The use of GC and NMR confirms the formation of CO and H<sub>2</sub> and the absence of any liquid by-products. Co-DAC followed similar reaction kinetics to single atom-Co/CNT but outperformed single atom-Co/CNT in the entire potential range from  $-0.35$  to  $-0.90$  V showing the highest  $\text{FE}_{\text{CO}}$  of 91.76% at  $-0.7$  V (Fig. 5c). The LSV curves account for 3.5 times higher current density and 3.9 times higher partial current density for dual atom-Co/CNT as compared to single atom-Co/CNT. It showed satisfactory stability when investigated electrochemically for 10 hours at  $-0.70$  V (vs. RHE). Interestingly, a significant decrease in the Tafel slope of Co-DAC was observed due to the formation of intermolecular H-bonds between activated \*CO<sub>2</sub> and H<sub>2</sub>O, and a reduction in the kinetics of the conversion of \*CO<sub>2</sub> to \*COOH was observed. The enhanced intrinsic activity of Co-DAC was indicated by a high TOF of  $2056.7 \text{ h}^{-1}$  at  $-0.90$  V (vs. RHE). DFT calculations indicated the high adsorption energy of Co-DAC ( $3.58 \text{ eV}$ ). Furthermore, the presence of strong  $\pi$ - $\pi$  stacking



interactions between components of hybrid materials and the larger Fermi level of Co/CNT were observed in dual atom-Co/CNT. These factors contribute to the enhanced activity and stability of the catalyst compared to single atom-Co/CNT. The DFT predicted the conversion of CO<sub>2</sub> to \*COOH to be the RDS having a  $\Delta G$  of 0.639 eV (Fig. 5d). This work demonstrated a synergistic effect between the Co-Co pair. One Co atom was primarily bound to H<sub>2</sub>O and afterward, the other one gets attached to CO<sub>2</sub>, thus forming an H-bond between CO<sub>2</sub> and H<sub>2</sub>O, which weakens the C-O bond to promote the activation of CO<sub>2</sub> and stabilizing the \*COOH intermediate ( $\Delta G = -0.509$  eV). As per the theoretical study, the introduction of three explicit H<sub>2</sub>O molecules further decreases the free energy of \*COOH and \*CO formation. Thus, the synergic effect of two Co atoms proved to be beneficial for its catalytic activity enhancement in the CO<sub>2</sub>RR.

In addition to the aforementioned metals, extensive research has been conducted on DACs based on Fe and Ni. Considering Fe-based DACs for the CO<sub>2</sub>RR, the CO adsorption study on the active site of Fe depicts a strong interaction, leading to difficulty in \*CO desorption. Therefore, rational catalyst design has been demonstrated to achieve promising catalytic performance. In this context, Lee and coworkers successfully synthesized Fe<sub>2</sub>-N<sub>6</sub>-C DAC with excellent FE<sub>CO</sub> efficiency (>80%) using the template-assisted protocol under H<sub>2</sub> pyrolysis conditions.<sup>83</sup> The Fe<sub>x</sub>-N<sub>y</sub>-C configuration varied with the H<sub>2</sub> concentration to get the desired results. The 5% and 10% concentrations of H<sub>2</sub> provided *ortho*-Fe<sub>2</sub>-N<sub>6</sub>-C and *para*-Fe<sub>2</sub>-N<sub>6</sub>-C respectively. The HAADF-STEM and EDS mapping accounted for uniform distribution (Fig. 6a) with an average distance of  $2.37 \pm 0.31$  Å and  $2.67 \pm 0.29$  Å between Fe-Fe atoms of *ortho*-Fe<sub>2</sub>-N<sub>6</sub>-C and *para*-Fe<sub>2</sub>-N<sub>6</sub>-C respectively. The changes in local coordination of Fe are depicted by FT-EXAFS spectra (Fig. 6c). The XANES data depicted the oxidation state of Fe to be between 0 and +3.<sup>84</sup> The LSV curves revealed that *ortho*-Fe<sub>2</sub>-N<sub>6</sub>-C exhibited higher current density and the lowest Tafel slope (120 mV dec<sup>-1</sup>) than *para*-Fe<sub>2</sub>-N<sub>6</sub>-C. Both *ortho*-Fe<sub>2</sub>-N<sub>6</sub>-C and *para*-Fe<sub>2</sub>-N<sub>6</sub>-C possessed energy efficiency (EE) values of over 50% in a potential window of -0.5 V to -0.9 V. The electrochemical performance of *ortho*-Fe<sub>2</sub>-N<sub>6</sub>-C attained the highest TOF of 26 637 h<sup>-1</sup> at 1.0 V and exhibited outstanding stability even after 21 hours of electrolysis. As per DFT, the 3d coupling between dual atomic Fe in *ortho*-Fe<sub>2</sub>-N<sub>6</sub>-C resulted in decreased orbital energy levels (d band center) as shown in Fig. 6b which facilitates \*CO desorption. Moreover, the top site binding configuration of \*CO on *ortho*-Fe<sub>2</sub>-N<sub>6</sub>-C provided moderate \*CO binding energy and easy \*CO desorption. The *ortho*-Fe<sub>2</sub>-N<sub>6</sub>-C turned out to be highly selective towards the CO<sub>2</sub>RR vs. the HER. In short, Fe<sub>2</sub>-N<sub>6</sub>-C was found to be an efficient catalyst for CO<sub>2</sub>RR than Fe<sub>1</sub>-N<sub>4</sub>-Cs, and the *ortho*-Fe<sub>2</sub>-N<sub>6</sub>-C outperforms the *para*-Fe<sub>2</sub>-N<sub>6</sub>-C (Fig. 6c).

Furthermore, Quan and coworkers successfully synthesized another type of iron DAC, Fe<sub>2</sub>NPC, on nitrogen-doped porous carbon by pyrolysis of Fe<sub>2</sub>(CO)<sub>9</sub> and the ZIF-8 precursor with an Fe content of 0.34% as shown by ICP spectrometer measurements.<sup>85</sup> The pore size distribution result demonstrated negligible effects of different iron precursors on the catalyst

structure. The XPS data confirmed Fe-N bonds and Fe K-edge absorption indicated the valence state of Fe between +2 and +3. Furthermore, WT and EXAFS data revealed that diatomic Fe sites of Fe<sub>2</sub>NPC appeared in Fe<sub>2</sub>N<sub>6</sub> coordination with an Fe-Fe bond length of 2.47 Å (Fig. 6g). On electrochemical analysis, Fe<sub>2</sub>NPC provided the highest FE<sub>CO</sub> of 96.0% at -0.6 V and 94% at -0.7 V along with a TOF of 3721 h<sup>-1</sup> at -0.6 V which was 1.8 times higher than that of Fe<sub>1</sub>NPC (Fig. 6d and e). The electrochemical impedance spectroscopy (EIS) and electrochemical surface area (ECSA) data disclosed that an improved intrinsic activity of active sites accelerates the performance of Fe<sub>2</sub>NPC. The catalyst displayed superior kinetics with a much smaller Tafel slope of 60 mV dec<sup>-1</sup> and amazing stability even after 12 hours of electrolysis. DFT results revealed the binding of CO<sub>2</sub> on Fe<sub>2</sub>N<sub>6</sub> with a novel bridge-like strategy comprising two atoms O and C in CO<sub>2</sub> that are bonded to two Fe atoms and this provided a facile pathway for CO desorption (0.9 eV). Thus, this work highlights the improved intrinsic activity of Fe-DACs through the bridge-like binding of CO<sub>2</sub> on the catalyst surface.

Selectivity, activity, and electronic structure modulations play a key role in the rational designing of electrocatalysts for the CO<sub>2</sub>RR. Liaw and coworkers used practical *in operando* spectroscopy to illustrate the factors responsible for intermediate stabilization in DACs.<sup>86</sup> The step thermolysis method was used for the synthesis of the Fe<sub>2</sub>/g-C<sub>3</sub>N<sub>4</sub> precursor followed by pyrolysis with N doped carbon black to form g-C<sub>3</sub>N<sub>4</sub> exempted Fe<sub>2</sub>DAC (Fig. 7a). The XAS, HAADF-STEM, and EPR analyses of both Fe<sub>2</sub>/g-C<sub>3</sub>N<sub>4</sub> precursor and Fe<sub>2</sub>DAC were performed. AC-STEM images confirmed dual Fe sites. The average Fe-Fe distance was observed to be 3.01 Å and 2.71 Å for the Fe<sub>2</sub>/g-C<sub>3</sub>N<sub>4</sub> precursor and Fe<sub>2</sub>DAC respectively and both displayed the ferric state. The FT-EXAFS, EPR, and AC-STEM data collectively indicated that the conservation of atomically dispersed Fe-Fe pairs in Fe<sub>2</sub>DAC was due to the template effect of the Fe<sub>2</sub>/g-C<sub>3</sub>N<sub>4</sub> precursor. Fe<sub>2</sub>DAC exhibited a relatively better CO selectivity of 98–88% as compared to Fe-SAC (86–49%). Fe<sub>2</sub>DAC showed a high FE<sub>CO</sub> of 98.6% at an over-potential of 400 mV with a TOF of 2.03 s<sup>-1</sup>. The CO selectivity gets retained even after 20 hours of continuous operation, which demonstrates the high stability of Fe<sub>2</sub>DAC. The charge transfer coefficient ( $\alpha$ ) of Fe<sub>2</sub>DAC was found to be 0.53, which highlighted that Fe<sub>2</sub>DAC catalyzed the CO<sub>2</sub>RR proceeded through the SET (single electron transfer) mechanism before the chemical protonation. The cation effect on the behavior of Fe<sub>2</sub>DAC was studied which interestingly induced a shift in the RDS with an increase in the cation size. The strong interaction between a large cation (Cs<sup>+</sup>) and anionic intermediates stabilizes the RDS enhancing the CO<sub>2</sub> reduction. This highlighted the dominant role of thermodynamics in the CO<sub>2</sub>RR. Furthermore, the *in operando* electron paramagnetic resonance (EPR) and attenuated total reflection surface-enhanced infrared absorption spectroscopy (ATR-SEIRAS) measurements manifested that the thermodynamic stabilization was through the strong orbital interactions among the Fe-d orbitals, the s orbital of the alkali cation and the empty  $\pi^*$  orbital of the surface-bound intermediates and proceeds further with the proposed mechanism given in Fig. 7b. Hence, this work promotes the idea of *in operando* techniques and also

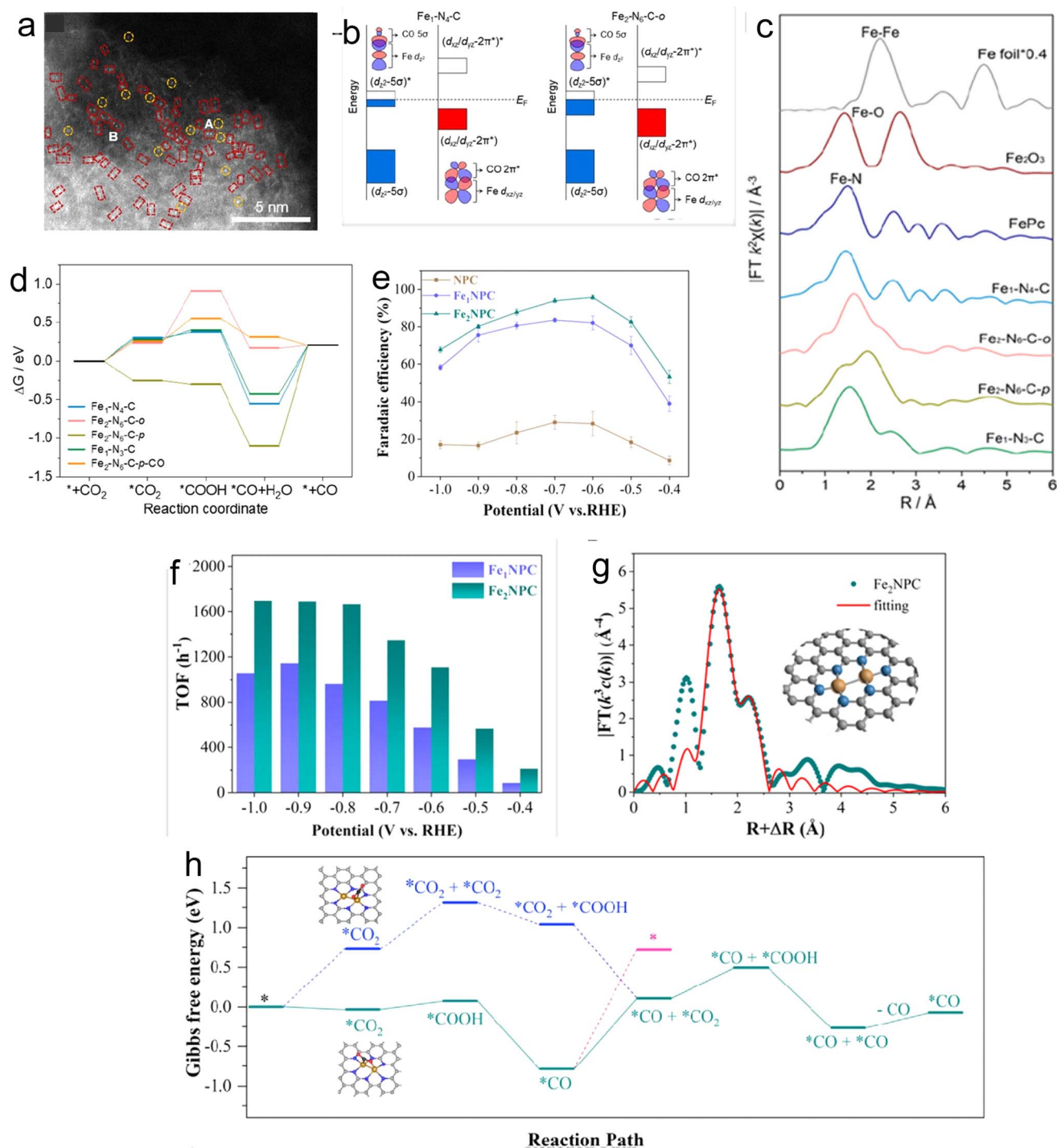


Fig. 6 (a) Aberration-corrected (AC)-HAADF-STEM image of  $\text{Fe}_2\text{-N}_6\text{-C-o}$  (single sites and bimetallic Fe pairs are highlighted with yellow circles and red rectangles). (b) Orbital interaction between Fe-3d and adsorbed CO for  $\text{Fe}_1\text{-N}_4\text{-C}$  and  $\text{Fe}_2\text{-N}_6\text{-C-o}$ . (c) Fourier-transformed  $k^2$ -weighted EXAFS spectra. (d) The free energy diagram of the  $\text{CO}_2\text{RR}$  for  $\text{Fe}_1\text{-N}_4\text{-C}$ ,  $\text{Fe}_2\text{-N}_6\text{-C-o}$ ,  $\text{Fe}_2\text{-N}_6\text{-C-p}$ ,  $\text{Fe}_1\text{-N}_3\text{-C}$ , and  $\text{Fe}_2\text{-N}_6\text{-C-p-CO}$ . Reprinted (adapted) with permission from ref. 83. Copyright© 2022, American Chemical Society. (e)  $\text{FE}_{\text{CO}}$  of NPC,  $\text{Fe}_1\text{NPC}$ , and  $\text{Fe}_2\text{NPC}$ . (f) TOF of  $\text{Fe}_1\text{NPC}$  and  $\text{Fe}_2\text{NPC}$ . (g) Corresponding EXAFS  $R$ -space fitting curves. (h) Calculated free energy for ECR on  $\text{Fe}_2\text{NPC}$ . Reprinted (adapted) with permission from ref. 85. Copyright© 2022, American Chemical Society.

emphasizes the interesting cation effect on the performance of  $\text{Fe}_2\text{DAC}$  favoring larger cations for efficient  $\text{CO}_2\text{RR}$ .

Apart from iron, nickel has been a promising candidate for the catalytic  $\text{CO}_2\text{RR}$ . However, there is a risk of CO poisoning

due to its high CO adsorption ability. To overcome this problem, Cao and coworkers adopted an *in situ* strategy to synthesize a Ni-based catalyst with different Ni and N loadings as modulation of N sources helped in the controllable synthesis

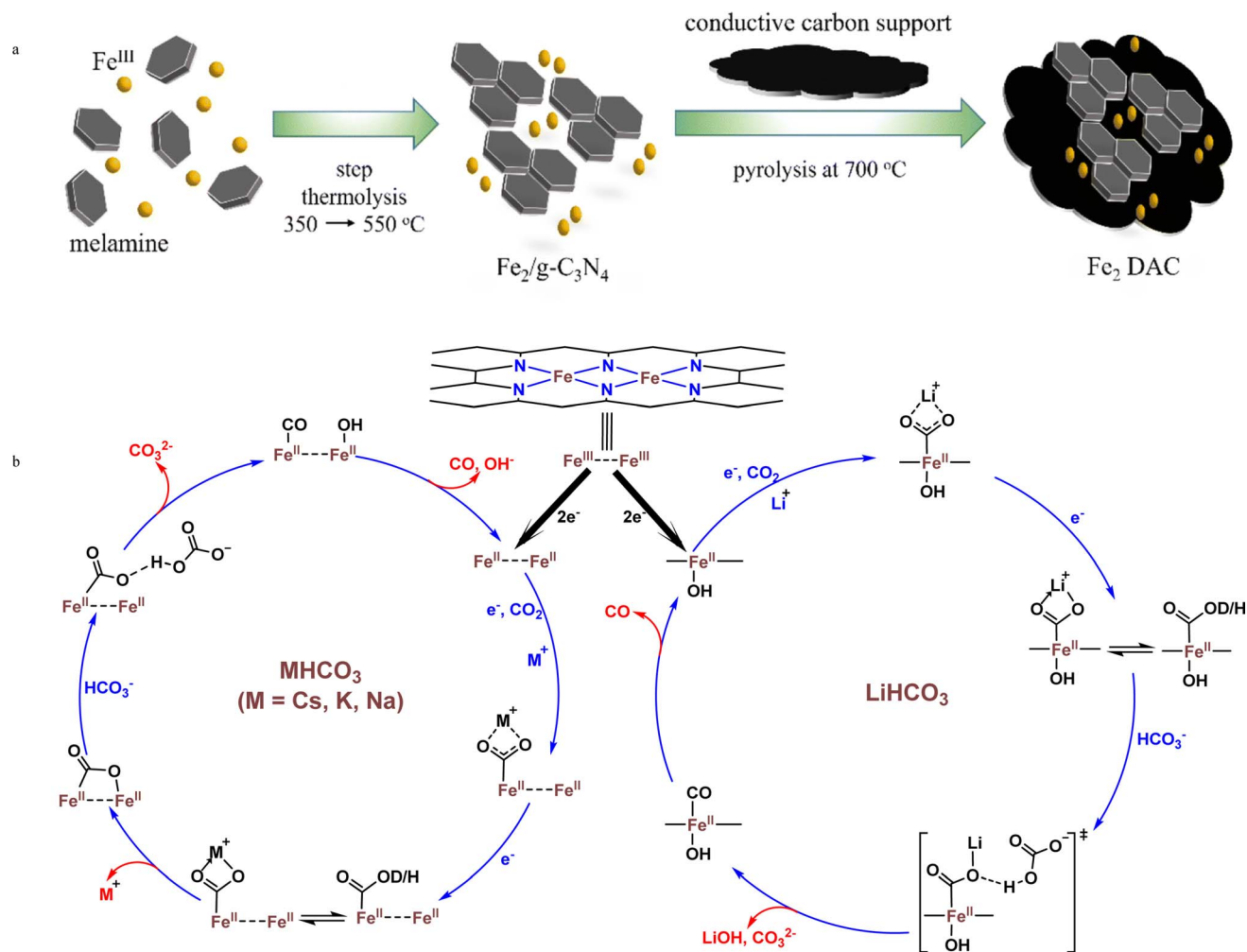


Fig. 7 (a) Synthetic scheme of an atomically precise dual Fe<sub>2</sub> catalyst (Fe<sub>2</sub>DAC) using the di-nuclear Fe<sub>2</sub> site preservation strategy.<sup>86</sup> (b) eCO<sub>2</sub>RR mechanism for Fe<sub>2</sub>DAC involving alkali metal bicarbonates.

of catalysts.<sup>87</sup> As per the ICP-OES data, out of the variously synthesized Ni catalysts, Ni-N@C1 and Ni-N@C1-1% exhibited the highest Ni contents of 0.237% and 1.067% respectively. SEM characterization accounted for the spherical morphology of the carbon support and the +2-oxidation state of Ni was confirmed by XPS. Combined HAADF-STEM and EXAFS data provided strong evidence of ~73% di-atomic Ni sites and the rest single-atomic sites (Fig. 8a and d). Di-atomic sites adopted the Ni<sub>2</sub>N<sub>6</sub> environment whereas single-atomic sites adopted the NiN<sub>4</sub> coordination environment. Electrolysis study of Ni-N@C1 reported 95–100% FE<sub>CO</sub> as shown in Fig. 8b, in a potential range of –0.6 to –1.0 V vs. RHE, and the HER activity was highly suppressed with FE<sub>H<sub>2</sub></sub> less than 5%. It showed a high current density of 37.2 A mg<sup>-1</sup> of Ni at –1.1 V. After 7 hours of electrolysis, FE<sub>CO</sub> remained at 90% and it decreased to 80% after 10 hours. This suggested that the N/Ni ratio plays a significant role in the structure formation during pyrolysis and a moderate N/Ni ratio leads to materials with a large fraction of Ni<sub>2</sub> sites.

Yao and coworkers presented further evidence of excellent electrocatalytic performance in nickel-based catalysts. Their work showcases the successful synthesis of a Ni<sub>2</sub>/NC catalyst

through temperature-regulated pyrolysis, which has demonstrated remarkable efficacy in the eCO<sub>2</sub>RR with a FE<sub>CO</sub> of 94.3% at a current density of 150 mA cm<sup>-2</sup>.<sup>88</sup> Characterization data confirmed the Ni content of ~0.18 wt% and a distance of ca. 2.63 Å between adjacent Ni atoms present in the Ni<sub>2</sub>-N<sub>6</sub> environment and the HAADF-STEM image shown in Fig. 8d accounted for the uniform distribution of atoms. Furthermore, the electrochemical analysis demonstrated a CO current density of 141 mA cm<sup>-2</sup> at –1.25 V vs. RHE and excellent catalyst stability for over 50 hours, with an efficiency of 91% at –0.6 V. Interestingly, *operando* XAFS and the *operando* XANES together identified initial and dynamic structural evolution of Ni<sub>2</sub> sites, which were also confirmed using DFT calculations. The catalyst Ni<sub>2</sub>-N<sub>6</sub> adsorbs the oxygen-relevant intermediates to form an oxygen-bridged O-Ni<sub>2</sub>-N<sub>6</sub> site behaving as a key to excellent selectivity. Thus, *operando* techniques helped in proposing a reaction pathway of the eCO<sub>2</sub>RR catalyzed by Ni<sub>2</sub>-N<sub>6</sub> as given in Fig. 8f.

Another notable contribution comes from Zhang and coworkers, who synthesized Ni<sub>2</sub>NC through the co-pyrolysis of Ni-citric acid adsorbed on C-carriers and dicyandiamide.<sup>89</sup> The



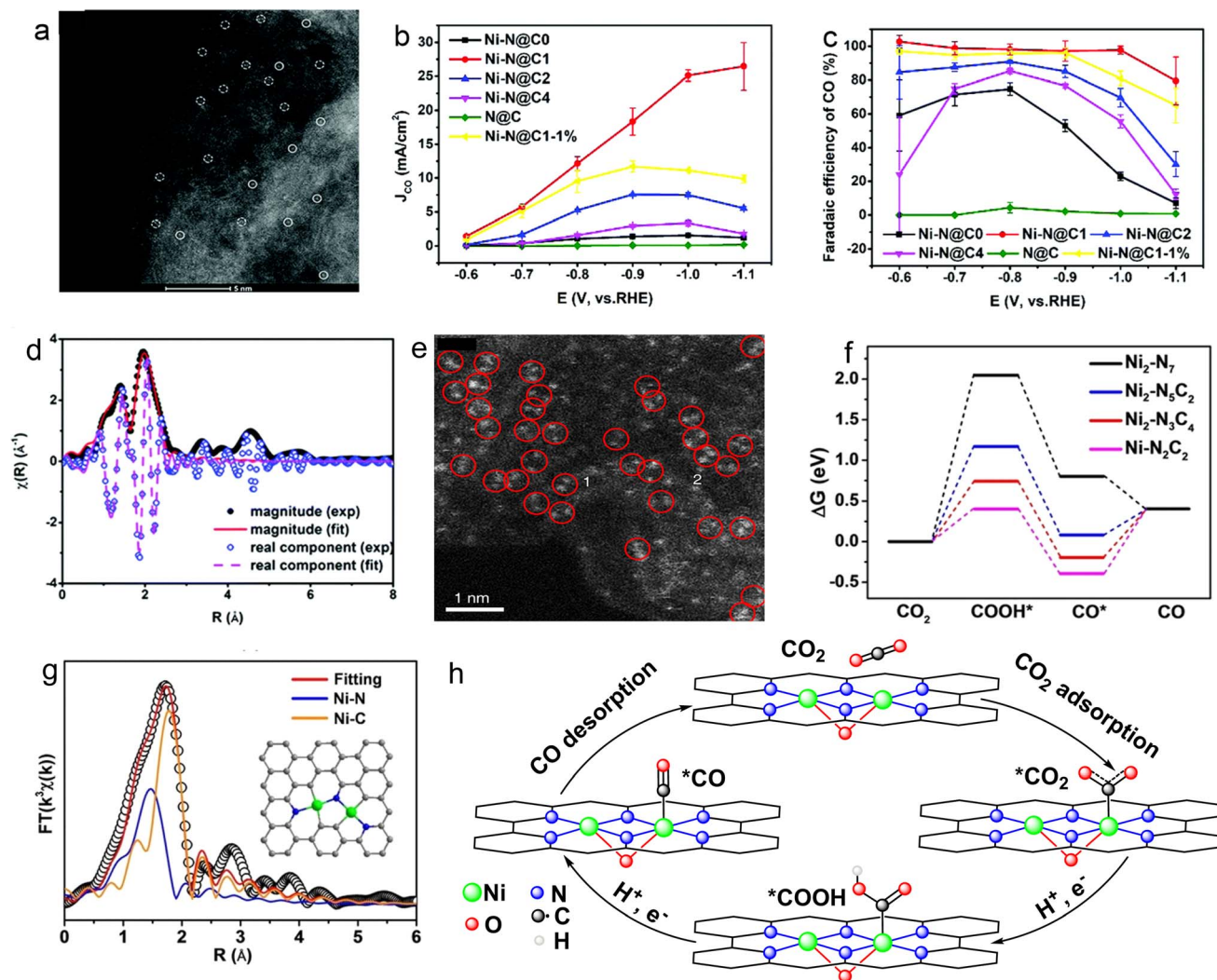


Fig. 8 (a) Aberration-corrected HAADF-STEM image of Ni-N@C1. (b) Partial current density of CO. (c) Faradaic efficiencies of CO with different PANI/Ni feed ratios.<sup>87</sup> (d) Fourier-transform of Ni K-edge EXAFS spectrum of Ni-N@C1. (e) High-resolution HAADF-STEM image of Ni<sub>2</sub>/NC. Reprinted (adapted) with permission from ref. 88. Copyright© 2021, American Chemical Society. (f) Free energy profiles of the electroreduction of CO<sub>2</sub> to CO at Ni sites for Ni<sub>2</sub>-N<sub>x</sub>C<sub>y</sub> and Ni-N<sub>2</sub>C<sub>2</sub>. (g) EXAFS fittings and (inset) optimized model for Ni<sub>2</sub>-N<sub>3</sub>C<sub>4</sub>. Reprinted (adapted) with permission from ref. 90. Copyright© 2022, Wiley-VCH GmbH. (h) Proposed reaction pathways on O-Ni<sub>2</sub>-N<sub>6</sub>.

HAADF-STEM images confirmed Ni dual atomic sites with  $\sim 0.25$  nm distance between adjacent Ni atoms and the ICP data accounted for 0.29% metal loading. Interestingly, the *in situ* ESTEM and theoretical investigation suggested that dual atomic site formation is preferred at high temperatures during pyrolysis. The EXAFS data accounted for the valence state of Ni between 0 and +2 with a 2.51 Å bond length of the Ni-Ni bond and the presence of an N<sub>3</sub>-Ni-Ni-N<sub>3</sub> coordination environment. This demonstrates an industrial-level catalytic performance showing 99% FE<sub>CO</sub> with a current density of 1 A cm<sup>-2</sup> exhibiting robust stability during 30 hours of electrolysis. The *ab initio* molecular dynamics (AIMD) study suggested that OH<sub>ad</sub>-induced Ni sites (Ni<sub>2</sub>N<sub>6</sub>OH) have shown lower formation energy than Ni<sub>2</sub>N<sub>6</sub> due to electron-rich microenvironment formation.

Further noteworthy research on Ni-DACs was conducted by Zhong and coworkers, who investigated three different DACs, Ni<sub>2</sub>-N<sub>7</sub>, Ni<sub>2</sub>-N<sub>5</sub>C<sub>2</sub>, and Ni<sub>2</sub>-N<sub>3</sub>C<sub>4</sub> which were synthesized by

temperature-controlled pyrolysis to regulate their coordination environments as it has been an effective strategy to optimize catalytic efficiency to reduce CO<sub>2</sub>.<sup>90</sup> Herein, nitrogen contents often get decreased with an increase in pyrolysis temperature.<sup>91</sup> Characterization techniques such as TEM, EDS, and aberration-corrected HAADF-STEM depict a large number of nickel atoms tethered on N-doped atoms with a Ni-Ni atomic distance of  $\sim 3.1$  Å. EXAFS fittings indicated the bridging of two Ni atoms by one N atom (Fig. 8g). Thus, Ni-N<sub>x</sub>C<sub>y</sub> shows a homogeneous distribution of C, N, and Ni atoms, and XANES data reported the valence states of Ni in the middle of 0 and +2. Ni<sub>2</sub>-N<sub>3</sub>C<sub>4</sub> showed the best electrochemical activity with a maximum FE<sub>CO</sub> of 98.9% at  $-0.88$  V vs. RHE and FE<sub>CO</sub> of 96.4% at  $-0.6$  V along with a total current density of 151.26 mA cm<sup>-2</sup>. No obvious decay in the current density and FE<sub>CO</sub> was observed even after 30 hours of electrolysis, leading to its robust stability. DFT calculations further provided insights into the reaction



mechanism with the help of Gibbs free energies (Fig. 8e). The binding energy values illustrated that the  $^*\text{COOH}$  and  $^*\text{CO}$  intermediates get weakly bonded to  $\text{Ni}_2\text{-N}_7$  and  $\text{Ni}_2\text{-N}_5\text{C}_2$ , as compared to the moderate binding with  $\text{Ni}_2\text{-N}_3\text{C}_4$ . In short, the superior performance of  $\text{Ni}_2\text{-N}_3\text{C}_4$  was attributed to its proper binding energies to  $^*\text{COOH}$  and  $^*\text{CO}$  intermediates. These results provided a facile strategy to construct DACs by modulating electronic structures *via* coordination environment engineering.

Along with the homonuclear  $\text{Fe}_2$  and  $\text{Ni}_2$  DACs, heteronuclear Ni and Fe DACs for the  $\text{CO}_2\text{RR}$  were also explored by Zhao and coworkers by synthesizing an efficient  $\text{CO}_2\text{RR}$  DAC featuring Fe and Ni metal sites anchored on nitrogenized carbon (Ni/Fe-N-C) by an ion-exchange strategy based on pyrolysis of Zn/Ni/Fe ZIF.<sup>75</sup> This dual catalyst was successfully characterized by SEM, HAADF-STEM, EDS, and XANES techniques. As per LSV, dual atom-Ni/Fe-N-C outperforms single atom-Ni-N-C and Fe-N-C across the entire potential window from  $-0.4$  to  $-1.0$  V with a TOF of  $7682\text{ h}^{-1}$ , reaching a maximum  $\text{FE}_{\text{CO}}$  of 98% at  $-0.7$  V and achieved a current density of  $7.4\text{ mA cm}^{-2}$ , and was found to be stable even after 30 hours of electrolysis. Tafel slopes indicated that the formation of surface adsorbed  $^*\text{COOH}$  intermediate is the RDS and the catalyst Ni/Fe-N-C enhanced kinetics of this step. The DFT study suggested that the binding strength of  $^*\text{COOH}$  and  $^*\text{CO}$  on Ni/Fe-N-C is weak, which lowers the energy barrier with sufficiently higher selectivity for the  $\text{CO}_2\text{RR}$  than for the HER.

Furthermore, Tang and coworkers used a computational approach applying the grand canonical potential kinetics (GCP-

K) method<sup>92</sup> for an N-doped graphene-based Fe&Ni@g-N<sub>6</sub> dual catalyst and reported an interesting reaction mechanism for the  $\text{CO}_2\text{RR}$ .<sup>93</sup> They suggested that the first step has to be the adsorption of  $\text{CO}_2$  on the Fe-Ni center with a free energy change of  $-0.14\text{ eV}$  followed by the attack of the hydroxyl group on the activated  $^*\text{CO}$  to form the  $^*\text{COOH}$  intermediate *via cis-* and *trans-* pathways, which further undergoes facile dehydration to form the desired product,  $^*\text{CO}$ . Typically, the last step should be the desorption of  $^*\text{CO}$  but it was proposed that the Fe-Ni center had a high adsorption energy of  $-2.22\text{ eV}$  for  $^*\text{CO}$ , making its desorption impossible. Thus,  $\text{CO}$  adsorbed on the catalyst surface passivates the Fe-Ni center. Interestingly,  $^*\text{CO}$  (A) coordinated to FeNi@g-N<sub>6</sub> behaved as a new catalyst to promote further adsorption of another  $\text{CO}_2$  molecule and formed a new  $^*\text{CO}$  (B) coordinated to FeNi@g-N<sub>6</sub>. After the formation of  $^*\text{CO}$  (A) and  $^*\text{CO}$  (B) on FeNi@g-N<sub>6</sub>, one of the  $\text{CO}$  molecules undergoes facile desorption with a desorption energy of  $0.85\text{ eV}$ . Further study of the kinetics of the competing reactions revealed the dominance of the  $\text{eCO}_2\text{RR}$  over the HER.

In another report, Wu and coworkers discussed a ZIF-NC-Ni-Fe catalyst synthesized by developing a two-step approach for metal adsorption (i) by trapping metal ions in a nitrogen-doped micro-porous ZIF substrate and (ii) thermal activation instead of classical pyrolysis (Fig. 9a).<sup>94</sup> HAADF-STEM data showed strong evidence of the presence of Ni and Fe in close-proximity (Fig. 9b). The DFT suggested three possible structures out of which 2N-bridged-(Fe-Ni)-N<sub>6</sub> was found to be the most efficient as shown by the free energy diagram (Fig. 9c). ZIF-NC-Ni-Fe exhibited a maximum  $\text{FE}_{\text{CO}}$  of 97.8% at  $-0.6$  V

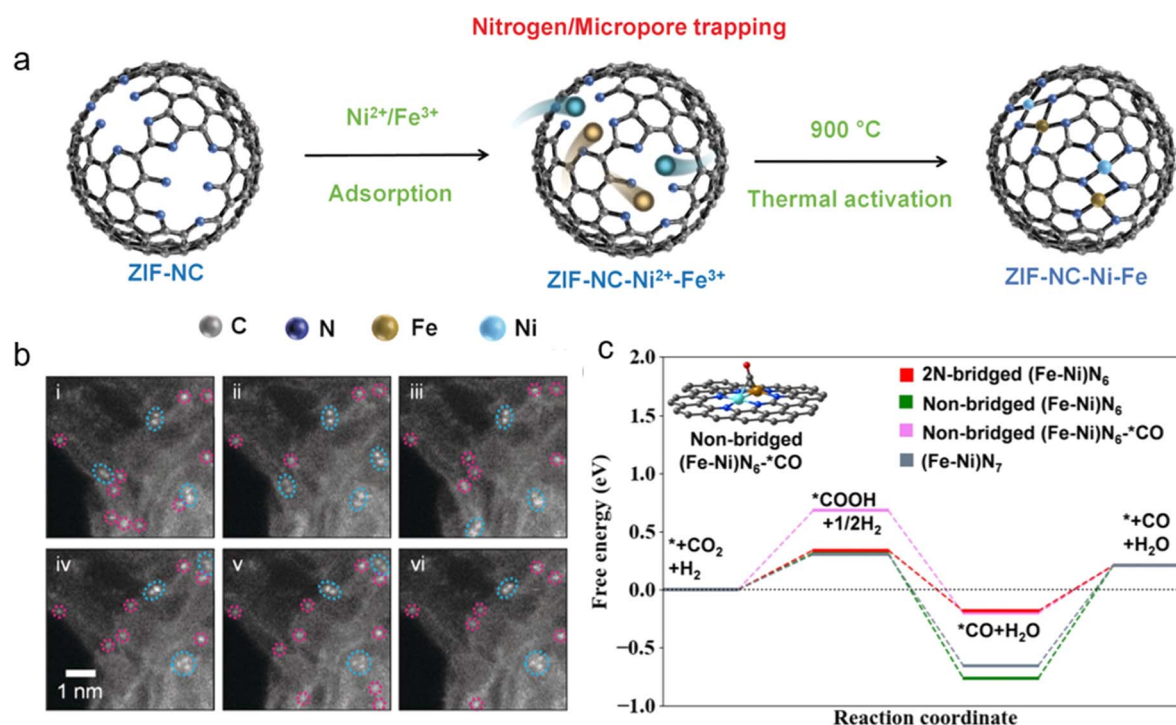


Fig. 9 (a) Scheme of the possible formation of dual metal Ni-Fe sites in the ZIF-NC-Ni-Fe catalyst. (b) Multiple HAADF-STEM acquisitions, demonstrating metal atom pairs (cyan), and individual atoms (magenta). (c) Predicted free energy evolution of the  $\text{CO}_2\text{RR}$  on various dual metal Fe-Ni sites. Reprinted (adapted) with permission from ref. 94. Copyright© 2022, Wiley-VCH GmbH.

and TOF of  $2210 \text{ h}^{-1}$  at  $-0.9 \text{ V}$ . It was proposed that the metal content was  $<2\%$ . In general, the precursor mass ratio should be between 3 : 1 and 1 : 3 for Ni/Fe to achieve efficient results.

As discussed above, hetero-atom doping has helped in the enhancement of the DACs' activity. Most of the experiments emphasize the importance of N-doping. In contrast, Hu and coworkers manifested the positive effect of co-doping of S and N in a Fe–Ni DAC for the  $\text{CO}_2\text{RR}$  process.<sup>95</sup> The DFT study has helped understand the effect of S-coordination on regulating the d-band center of Fe–Ni DAC with a decrease in the  $\Delta G$  value of the PDS. Further for investigating the result of DFT studies they fabricated S and N co-doped Fe–Ni–NSC DAC along with only N-doped Fe–Ni–NC DAC. AC-TEM and HAADF-STEM data accounted for the successful formation of dual sites along with mixed valence states between 0 and +2 for both Fe and Ni atoms. ICP-OES indicated 0.45 and 0.42 wt% of Ni and Fe respectively and the dual atoms are present in  $\text{N}_2\text{SFe-S-NiN}_2$  coordination. The EXAFS data proved the absence of Fe–Fe and Ni–Ni bonds whereas the predicted Fe–Ni bond length was  $\sim 2.4\text{--}2.5 \text{ \AA}$ . Electrochemical analysis gives an excellent catalytic activity between the potential window of  $-0.6$  to  $-1.0 \text{ V}$  with a maximum  $\text{FE}_{\text{CO}}$  of 96% at  $-0.9 \text{ V}$  having a total current density of  $40.1 \text{ mA cm}^{-2}$  showing robust stability after 12 hours of testing. Furthermore, it was found that the S-coordinated DAC has a d-band center distant from the Fermi level as compared to only the N-doped one, making Fe in Fe–Ni–NSC lose fewer electrons than in Fe–Ni–NC. As a result, a weakening in  $\text{CO}_2$  adsorption was observed which decreases the  $\Delta G$  value of the CO desorption step, PDS from 1.27 eV to 0.53 eV making CO desorption easier in Fe–Ni–NSC. Thus, this work highlights the importance of S doping in effectively increasing the catalytic activity for the  $\text{eCO}_2\text{RR}$ .

After Ni–Fe, Ni–Co heteronuclear DACs were reported to be promising candidates for the  $\text{eCO}_2\text{RR}$  by Zhuang and coworkers.<sup>96</sup> The synthesis of N-bridged Co–N–Ni supported N-doped porous carbon nanosheets was performed (Fig. 10a), which showed a maximum of 96.4%  $\text{FE}_{\text{CO}}$  at  $-0.48 \text{ V}$  and a high TOF of  $2049 \text{ h}^{-1}$  at a low over-potential of 370 mV. The characterization results from HAADF-STEM, AC-STEM, and EDS mapping showed about  $\sim 70\%$  dual sites with 0.24 wt% metal content with atomically dispersed atoms. The HAADF-STEM imaging showed the surface with interesting graphene-like wrinkles and ripples as depicted in Fig. 10b. The absence of direct bonding between Ni–Ni, Co–Co, and Ni–Co atoms was shown by EXAFS (Fig. 10e and f). The catalyst displayed excellent stability over 20 hours of electrolysis. The high performance of the catalyst was attributed to the electronic tuning effect of the N-bridged Co–N–Ni bimetallic sites. DFT methods illustrated the formation of  $^*\text{COOH}$  as the potential limiting step (PLS). The Co/Co–N–Ni catalyst showed the lowest free energy of 0.56 eV for PLS (Fig. 10d). Thus, this work underlines the importance of electronic tuning in enhancing the synergistic effects of DACs.

In recent studies, Wang and coworkers used the pyrolysis-induced cation exchange method to synthesize Co–Ni–N–C with a high  $\text{FE}_{\text{CO}}$  of 95% at  $-0.8 \text{ V}$  and high durability even after 40 hours of testing.<sup>97</sup> Interestingly, to facilitate reaction activation, the microporosity of the catalyst served as the defect sites

and played a crucial role in the  $\text{CO}_2\text{RR}$ . The XPS results revealed that Ni atoms in Co–Ni–N–C behave as electron donors to the neighboring Co atoms.<sup>98</sup> Computational study reported a Ni–Co bond distance of  $2.4 \text{ \AA}$  and predicted two possible pathways: either the  $^*\text{CO}$  gets desorbed from the active Co–Ni site or the second  $\text{CO}_2$  molecule gets reduced while the first CO molecule has already been bound to the active site, leading to passivation of the catalyst.

A wise combination of metals in heteronuclear DACs was proven to be crucial in enhancing the electrocatalytic activity (Fig. 11). Considering the Ni and Ag combination, the strong CO binding affinity of Ni poses a risk of CO poisoning or impedes CO desorption,<sup>99</sup> while Ag demonstrates the capability to effectively suppress the HER albeit with a high energy barrier for the formation of  $^*\text{COOH}$ .<sup>100</sup> In light of this, Xu and colleagues devised atomically dispersed Ni–Ag DACs supported on defective nitrogen-rich porous carbon (Ni–Ag/PC–N) through cascade-anchored pyrolysis.<sup>101</sup> The HAADF-STEM image confirmed uniform dispersion (Fig. 12d). The ICP-MS indicated Ni and Ag loadings of 0.46% and 6.60% respectively in Ni–Ag/PC–N. The XANES and EXAFS indicated the presence of the  $\text{N}_3\text{--Ni--Ag--N}_3$  coordination motif in the DAC. The XPS results illustrated that the oxidation state of Ni falls within 0 and +1 and Ag is in the +1 oxidation state. The electrocatalytic study exhibited an outstanding  $\text{FE}_{\text{CO}}$  of 99.2% at  $-0.8 \text{ V}$  in an aqueous solution of  $0.1 \text{ M KHCO}_3$  as shown in Fig. 12e. The collaborative action of Ni and Ag in the DAC mitigated inherent challenges, thereby reducing the potential of the RDS and enhancing the catalytic activity and selectivity (Fig. 12f). Furthermore, the porous and defective nature of the support material contributed to augmenting an exceptional catalytic activity.<sup>102</sup>

Individually Ni–SAC and Cu–SAC exhibit HER suppressing activity and they are kinetically not very active for the first electron–proton transfer step in the  $\text{eCO}_2\text{RR}$  to form the  $^*\text{COOH}$  intermediate. He and coworkers reported a novel Ni/Cu–N–C catalyst comprising  $\sim 74\%$  well-dispersed diatomic moieties with a distance of  $\sim 2.6 \text{ \AA}$  between adjacent atoms.<sup>103</sup> Further XPS elucidated the valence states, where peaks of Cu appeared between +1 and +2 states and peaks of Ni appeared between 0 and +2 states. Surprisingly, there was a downward and upward shift in the binding energy of Cu and Ni respectively, which suggested the interaction of metal atoms with each other and electronic structure modifications in the two metal atoms. Moreover, Ni/Cu–N–C showed a narrow HOMO–LUMO gap, which leads to enhanced catalytic activity (Fig. 11a). The catalyst demonstrated over 95%  $\text{FE}_{\text{CO}}$  from  $-0.39$  to  $-1.09 \text{ V}$  vs. RHE, bearing an outstanding  $\text{FE}_{\text{CO}}$  of 99.2% and current density of  $29.9 \text{ mA cm}^{-2}$  at  $-0.79 \text{ V}$ , which was 1.97, 2.78 and 10.6 times higher than that of Ni–N–C, Cu–N–C, and N–C respectively (Fig. 11b). The catalyst exhibited excellent stability even after 60 hours of continuous electrolysis with a TOF of  $3960 \text{ h}^{-1}$  at  $-0.79 \text{ V}$ . The DFT study revealed that adsorption was carried out on the Ni atom site and Cu was boosting its activity by narrowing the d band gap of Ni ions in Ni/Cu–N–C as shown by the partial density of states (PDOS) in Fig. 11c and proceeds with increased electron mobility.<sup>104</sup> Thus this work also highlights

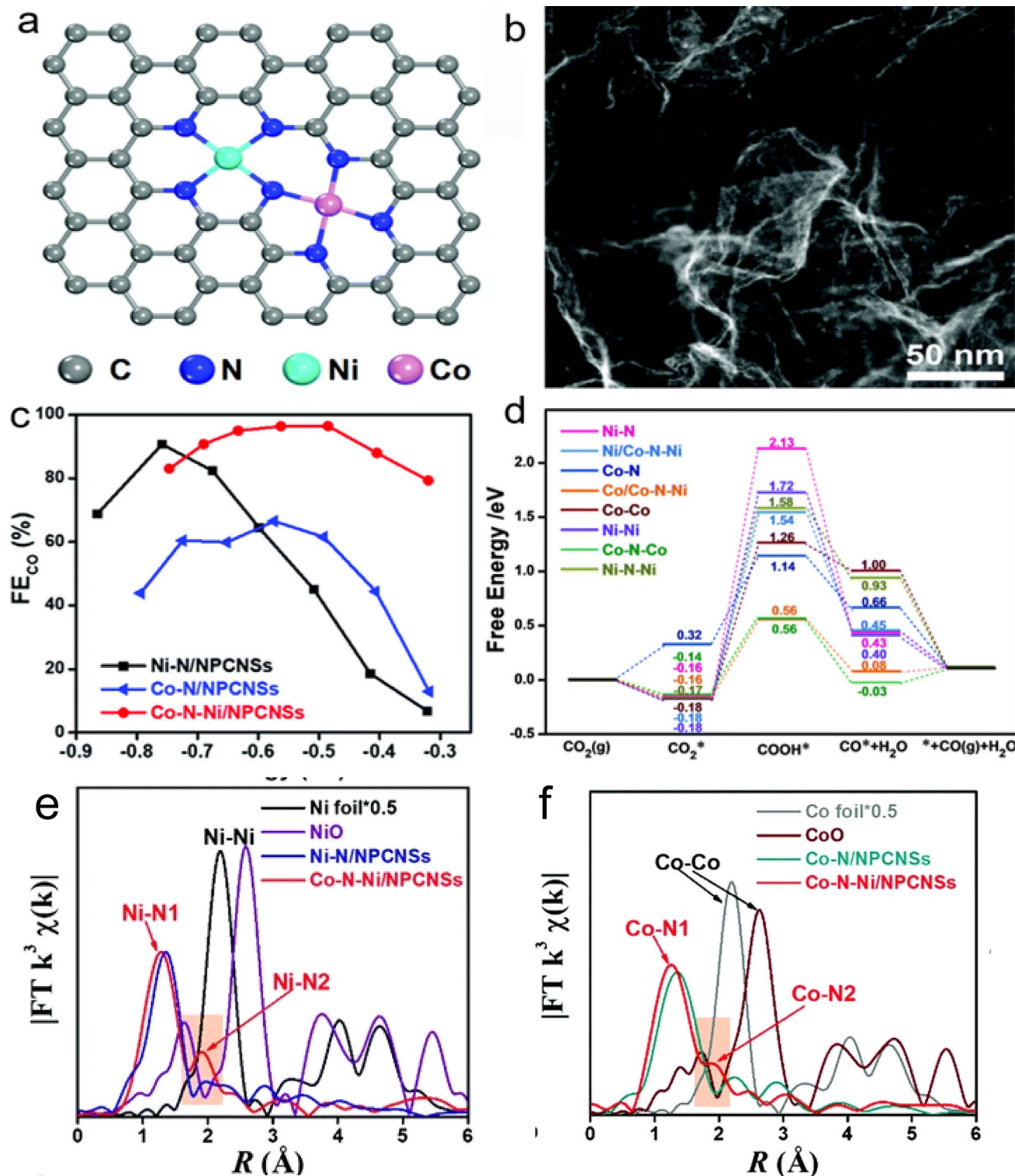


Fig. 10 (a) The structure model of N-bridged Co-N-Ni bimetallic sites in Co-N-Ni/NPCNSs: Ni (cyan), Co (pink), N (blue) and C (gray). (b) HAADF-STEM image showing ripples. (c)  $FE_{CO}$ . (d) Free energy diagrams for the  $CO_2RR$  to CO.<sup>95</sup> (e and f) EXAFS spectra at the (e) Co K-edge and (f) Ni K-edge.

the positive effect of electronic modulations of DACs as suggested in the previously discussed work of Hu and coworkers.<sup>95</sup>

A similar type of synergistic effect had been seen in the study by Chen and coworkers.<sup>105</sup> The authors delved into mechanistic

insights into the  $CO_2RR$  catalyzed by different metal atom pairs Ni-M (M = Zn, Co, Cu, Cr, Mn, Ti, and V) using DFT methods. All the  $NiMN_6$  structures are found to be more stable as compared to the pristine  $NiN_4$  site due to the lowering of Gibbs



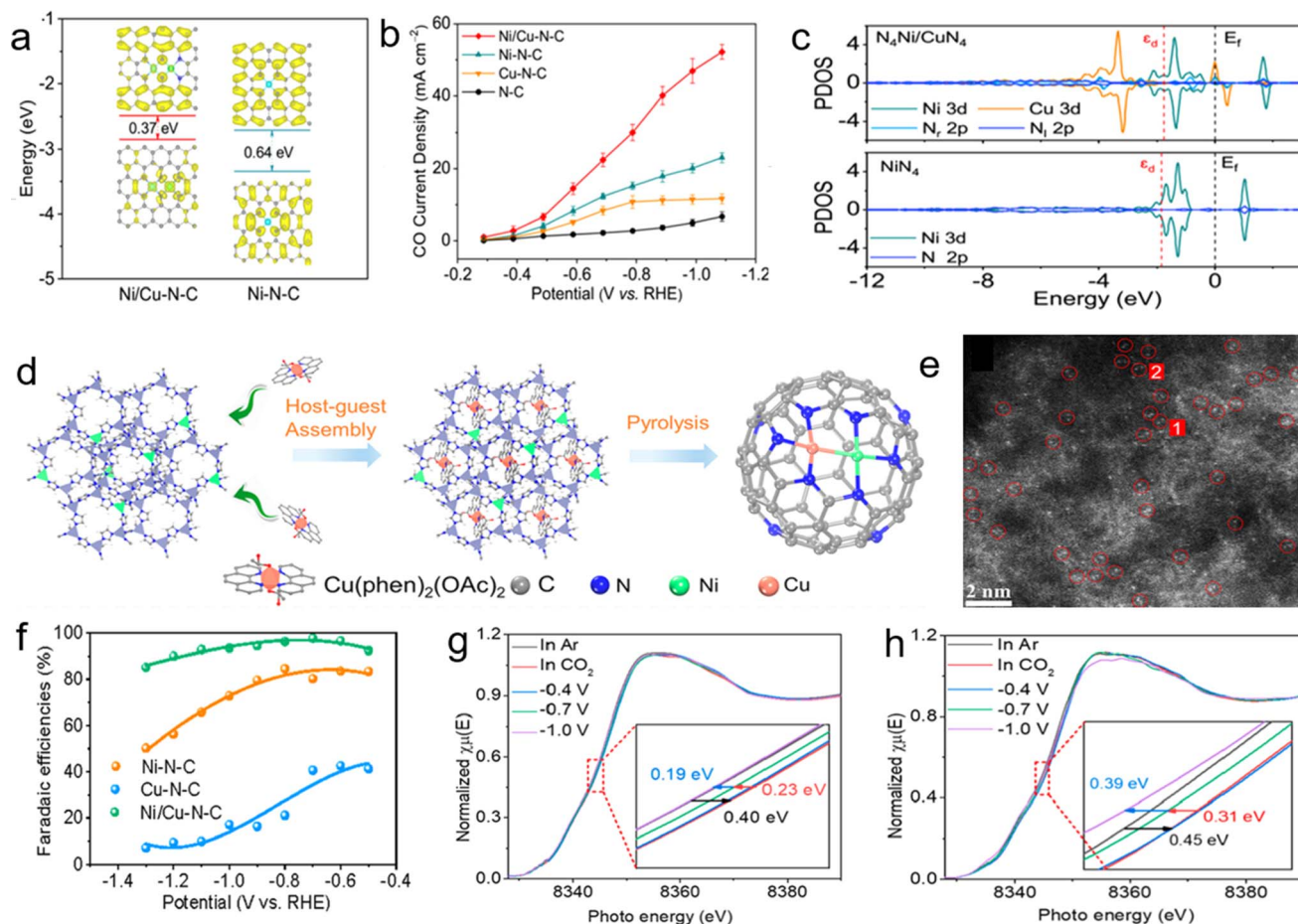


Fig. 11 (a) HOMO and LUMO spin electron densities of the proposed Ni/Cu-N-C and Ni-N-C models. (b) CO partial current density of the prepared catalysts. (c) Calculated partial density of states (PDOS) for Ni of N<sub>4</sub>Ni/CuN<sub>4</sub> and NiN<sub>4</sub>. Reprinted (adapted) with permission from ref. 103. Copyright© 2021, American Chemical Society. (d) Schematic illustration of the synthetic procedure of the diatomic Ni/Cu-N-C catalyst. (e) Aberration-corrected HAADF-STEM image of Ni/Cu-N-C. (f) Faradaic efficiency for CO production. (g and h) Normalized *operando* Ni K-edge XANES spectra for (g) Ni/Cu-N-C and (h) Ni-N-C at various biases (applied voltage vs. RHE).<sup>105</sup>

free energy making \*COOH formation exothermic. Thus, instead of \*COOH formation, the \*CO desorption step was the RDS. Concerning this RDS step only NiCuN<sub>6</sub> (0.59 eV) and NiMnN<sub>6</sub> (0.44 eV) proved to be more efficient than the other heteroatom DACs. Furthermore, on the comparison basis of the CO<sub>2</sub>RR vs. the HER, only NiCuN<sub>6</sub> was found to be sufficiently selective for CO<sub>2</sub> reduction. To validate the efficacy of the computational study, Ni/Cu-N-C was synthesized by a host-guest strategy (Fig. 11d).<sup>47</sup> The HAADF-STEM data (Fig. 11e) showed a Ni-Cu distance of about 2.4 Å and the energy shifts in the XPS spectra of the catalyst accounted for strong Ni-Cu coupling interactions. The catalyst displayed a superior FE<sub>CO</sub> of 97.7% with a current density of 13.7 mA cm<sup>-2</sup> at -0.7 V and a high TOF of 20 695 h<sup>-1</sup> at -0.6 V (Fig. 11f). The Ni/Cu-N-C catalyst was found to be stable even after 60 hours of continuous electro-analysis. *Operando* characterization (Fig. 11g and h) displayed a decline in the FE<sub>CO</sub> below -0.8 V due to less active over-reduced Ni species. Cu not only enhanced the catalytic activity of Ni but also protected Ni from being over-reduced. The weak electron distribution between Ni and Cu could be

considered quasi-covalent bonding which built up the fundamental understanding of the synergistic effects between dual atoms.

Interestingly, Qiao and coworkers further described the dependence of synergistic effects on intermetallic distance.<sup>106</sup> Primarily, DFT calculations were performed using four models of dNiCu-d with four different intermetallic distances, 2.6 Å, 4.1 Å, 4.9 Å, and 5.3 Å. During the study of the effect of intermetal interactions on electronic structures, it was observed that there is a negative correlation between the net electronic effect ( $|\Delta e|$ ) and the inter-metallic distance ( $d$ ). In the case of dNiCu-d (2.6 Å), the most electron depletion was found on Cu ( $\approx 0.08e$ ) compared to Ni ( $\approx 0.02e$ ). If the intermetallic distance increases,  $|\Delta e|$  becomes negligible. In this case, the threshold reaches 5.3 Å to stimulate effective intermetal electronic interactions. To verify DFT findings experimentally, a Ni-Cu DAC on N-doped graphene (NiCu-NC) was synthesized by pyrolyzing the precursors with Cu and Ni salts under an argon atmosphere. The ICP-MS confirms Ni and Cu metal loadings of  $\sim 0.67$  and 0.88 wt% in Ni-Cu DAC and HAADF-STEM images validate the



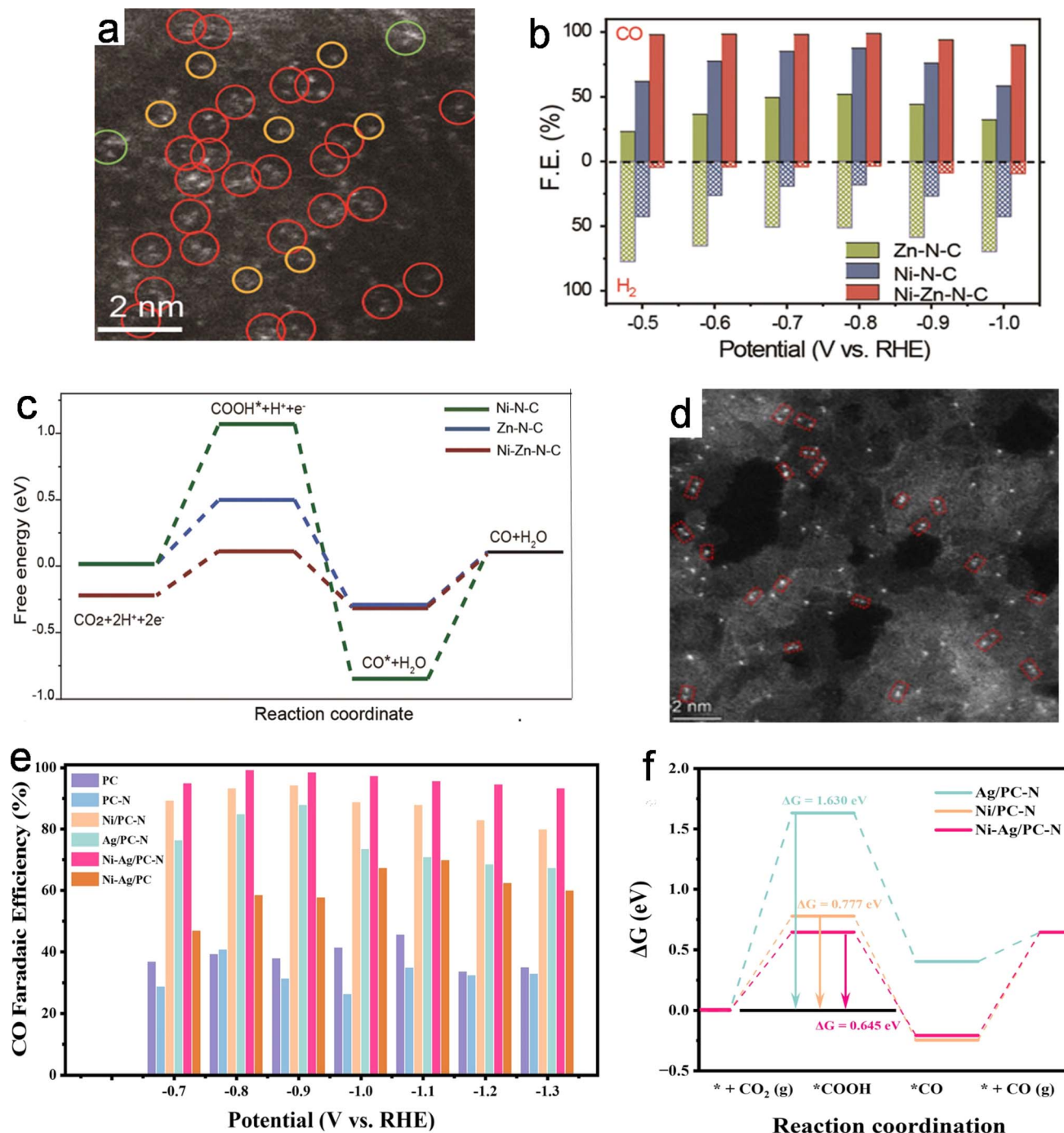


Fig. 12 (a) Magnified atomic-resolution HAADF-STEM image of the Ni-Zn atomic pair; individual Zn or Ni atoms are marked with red, orange, and green circles, respectively. (b) Comparison of FE of CO and H<sub>2</sub>. (c) The free energy of each intermediate state on the metal atom sites in Zn-N<sub>4</sub>-C, Ni-N<sub>4</sub>-C, and ZnNi-N<sub>6</sub>-C. Reprinted (adapted) with permission from ref. 107. Copyright© 2021, Wiley-VCH GmbH. (d) AC-HAADF-STEM images of Ni-Ag/PC-N. (e) CO faradaic efficiency of eCO<sub>2</sub>R from -0.7 V to -1.3 V vs. RHE. (f) Gibbs free energy diagram of the eCO<sub>2</sub>R to CO process.<sup>101</sup>

presence of Ni-Cu bond with a distance of  $\sim 0.51$  nm. When the catalytic activity was tested in a H-cell using 0.1 M KHCO<sub>3</sub> then  $\sim 98\%$  FE<sub>CO</sub> at  $-1.07$  V vs. RHE was observed with a TOF of 681 h<sup>-1</sup> at  $-1.27$  V. The experimental study also endorses the correlation between inter-metal distance and electrocatalytic performance.

Continuing the study on Ni-based heteronuclear DACs, Lu and coworkers investigated a Ni-Zn catalyst utilizing a competitive complexation approach using metal chlorides and chitosan.<sup>107</sup> The ICP-MS analyses confirmed Ni and Zn loadings of 0.84 and 1.32 wt% respectively. XANES analysis revealed that both metals exhibited valence states ranging between +1 and +2.

The EXAFS curves indicated a Ni–Zn–N<sub>6</sub>–C coordinating structure with a shorter interatomic distance of 2.5 Å that endorses stronger interatomic interactions with the lowest energy and highest fitting quality for NiZn–N<sub>6</sub>–C. The FT-EXAFS and WT-EXAFS spectra showed the presence of electronic interactions between Ni and Zn, which modulate the electronic structure of Ni–Zn–N<sub>6</sub>–C for enhanced intrinsic activity and selectivity during the CO<sub>2</sub>RR. Notably, electronic structural alterations were evidenced by the shifting of Ni and Zn K-edge towards lower energy indicating the loss of fewer electrons in NiZn–N<sub>6</sub>–C for Ni as well as Zn. The DFT study reveals that the free energy barrier for NiZn–N<sub>6</sub>–C is lower than that of their SACs as shown in Fig. 12c. The NiZn–N<sub>6</sub>–C catalyst effectively reduced the free energy for \*COOH formation and increased free energy for \*CO at a low overpotential of –0.05 V by facilitating the adsorption of C atoms on Ni and one of the O atoms on Zn, respectively. The catalyst exhibited exceptional performance, achieving a maximum FE<sub>CO</sub> of 99% at –0.8 V, while maintaining FE<sub>H<sub>2</sub></sub> < 10% (Fig. 12b). Furthermore, the catalyst demonstrated a current density of –20 mA cm<sup>–2</sup> and exhibited good stability for 28 hours. These results underscore the significance of mechanistic understanding and rational design in achieving efficient catalysis.

Further emphasizing Zn-based heteronuclear DACs, Gong and coworkers synthesized Zn/Co–N–C DAC by pyrolysis and post-acid treatment.<sup>108</sup> HAADF-STEM accounted for uniform atomic distribution with 76.2% dual spots and 22.8% isolated spots. EXAFS and XANES data show the absence of any direct bonding between Zn and Co atoms as the distance between these two atoms was found to be 0.28 nm with an average valence state between 0 and +2 for both Co and Zn. The XPS data reveal 0.35 wt% of Zn and 0.72 wt% of Co in Zn/Co–N–C DAC. Electrochemical analysis of the catalyst in saturated KHCO<sub>3</sub> aqueous solution shows an excellent FE<sub>CO</sub> of 93.2% having a current density of 26 mA cm<sup>–2</sup> at –0.5 V and an outstanding stability even after testing for 30 hours. Furthermore, the DFT study elaborates that the electronic effects of neighboring Zn and Co atoms decrease the energy barrier of both \*COOH adsorption and \*CO desorption steps, thus favoring the eCO<sub>2</sub>RR process. Hence, this work manifested the synergic electronic effects between Zn and Co in optimizing intermediate adsorption and thus enhancing the catalytic efficiency.

There is another piece of evidence of Zn-based heteronuclear DAC studied by Feng and coworkers containing phthalocyanine (Pc) based layered 2D conjugated MOFs (PcM–O<sub>8</sub>–M1, M = Cu or Zn, M1 = Cu or Zn) using DFT methods. The DFT study revealed that the formation of \*COOH is the RLS. PcCu–O<sub>8</sub>–Zn was found to have low overpotential and was the most efficient for selective CO formation.<sup>109</sup> To endorse the theoretical results, PcCu–O<sub>8</sub>–Zn1 DAC was synthesized by the solvothermal approach, which constitutes phthalocyanine-copper as a ligand and a zinc-bis(dihydroxy) complex as the linkage. The XRD pattern accounted for the layered MOF structure and the XAS and EXAFS data prove the presence of Cu and Zn in +2 states. At –0.7 V, FE<sub>CO</sub> reaches up to 88% with a high TOF of 0.39 s<sup>–1</sup> when tested electrochemically. It also exhibited the lowest Tafel slope of 125 mV dec<sup>–1</sup> which demonstrates its faster kinetics

and manifested good stability after 10 hours of testing. Operando XAS and SEIRAS analyses suggested that the eCO<sub>2</sub>RR occurs at the Zn metal center whereas Cu helps synergistically in proton–electron transfer during the reaction. Thus, this work sheds light on the importance of electrocatalytic applications of well-designed MOFs in the CO<sub>2</sub>RR process.

Further exploring the synergistic effects between dual metal atoms, He and coworkers synthesized N<sub>4</sub>Fe–CuN<sub>3</sub> with a coordination environment by using a MOF assisted strategy.<sup>110</sup> The HAADF-STEM images reveal that the inter-atomic distance is 0.26 nm. The XPS suggests the presence of 0.29% Fe and 0.18% Cu, and also during the formation of diatomic sites the valence state of Cu decreases whereas for Fe it increases. The K-edge XANES spectra of Fe and Cu indicated oxidation states of Fe between 0 and +3 and for Cu, it lies between 0 and +2. The EXAFS fitting results confirmed an average bond length of ~2.0 Å in N<sub>4</sub>Fe–CuN<sub>3</sub> (Fig. 13c and d). An electrocatalytic study showed an excellent FE<sub>CO</sub> of 99.2% at –0.8 V (vs. RHE) with a TOF of 5047 h<sup>–1</sup> (Fig. 13). The reduced energy barrier (0.22 eV) for the PLS (potential limiting step) that is \*COOH formation was confirmed by DFT study. The shifting of the d band center closer to the Fermi level causes the weakening of the bonding interaction with \*CO to facilitate the desorption of CO from the surface to inhibit CO poisoning which is generally shown by iron catalysts. This study illustrates that precisely constructed DAC exhibits synergic effects efficiently leading to proper positioning of the d band center.<sup>111</sup>

In another significant study on heteronuclear DACs, Yang and Liu studied four types of combinations of Fe, Ni, Co, and Cu based on different N-dopings namely M<sub>1</sub>M<sub>2</sub>–3A, M<sub>1</sub>M<sub>2</sub>–3S, M<sub>1</sub>M<sub>2</sub>–4A, and M<sub>1</sub>M<sub>2</sub>–4S through the DFT study.<sup>112</sup> Interestingly it was found that the N<sub>4</sub>-coordinated DAC weakly adsorbs CO<sub>2</sub> as compared to the N<sub>3</sub>-coordinated DAC. Usually, linear scaling relationships which are generally observed in the case of metal surfaces and SACs are expected to break in DACs. However, in this case, it was found to be the opposite for M<sub>1</sub>M<sub>2</sub>–3A, M<sub>1</sub>M<sub>2</sub>–4A, and M<sub>1</sub>M<sub>2</sub>–4S DACs, whereas the M<sub>1</sub>M<sub>2</sub>–3S type DAC breaks scaling relations as expected. A universal descriptor has been found by including intrinsic properties such as the number of d electrons, electronegativity of the metal, and coordinating atoms. Applying this descriptor, CoCu–3A, CoCo–3A, FeNi–3A, and FeFe–4S were found to have low limiting potentials. However, CoCo–3A exhibited excellent catalytic performance during the DFT study. It was also found that the formation of HCOOH was thermodynamically controlled, whereas, CO formation was kinetically controlled. The pH and applied potential also significantly contribute to the eCO<sub>2</sub>RR and have a great influence on the PDS and U<sub>L</sub>. Hence, this work highlights some major theoretical insights into the catalytic performance of Fe, Ni, Co, and Cu-based heteronuclear DACs.

### Syngas synthesis

In the above electrocatalytic studies, CO was obtained as a major product along with H<sub>2</sub> in minor quantities as a by-product. Syngas (CO + H<sub>2</sub>) is a highly valuable feedstock for many chemical reactions as well as in the production of fuels.

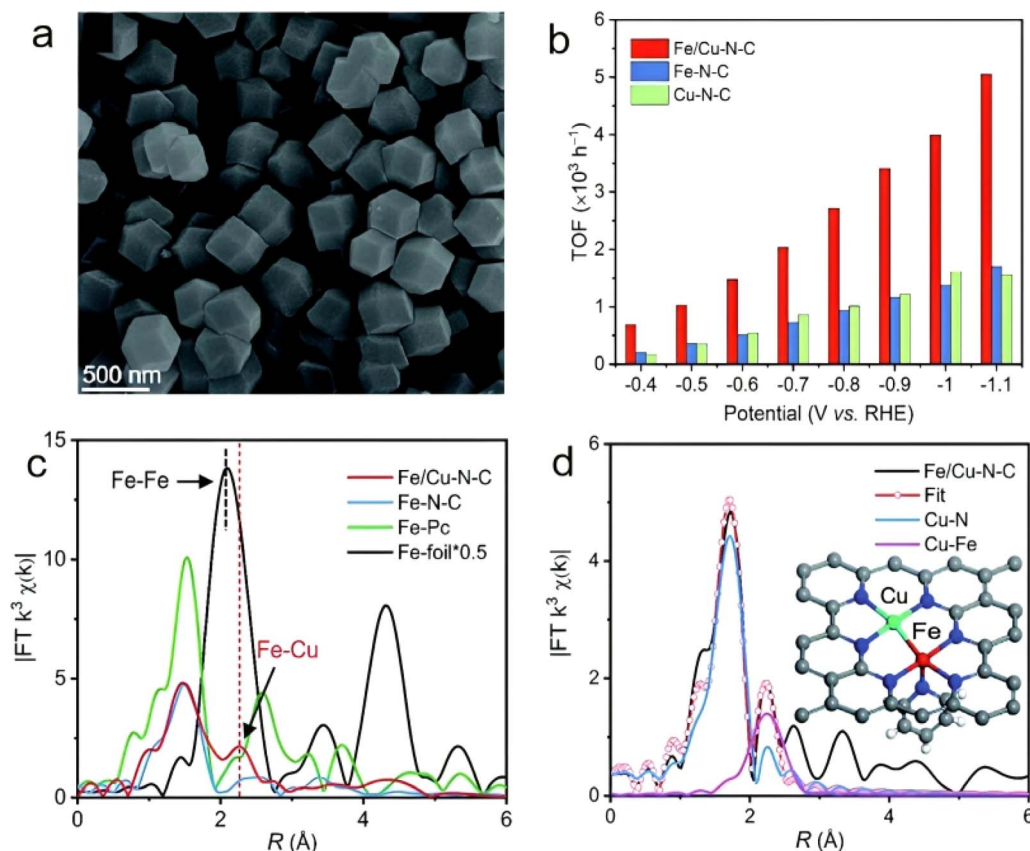


Fig. 13 (a) SEM image of the Fe–Cu catalyst. (b) TOF of Fe/Cu–N–C, Fe–N–C, and Cu–N–C at various applied potentials. (c) Fourier transformation of the EXAFS spectra in  $R$  space. (d) EXAFS fitting for Fe/Cu–N–C in  $R$  space.<sup>110</sup>

To get selective formation of syngas, the fine-tuning ratio of CO and  $H_2$  is required. This was successfully demonstrated by Zhang and coworkers by synthesizing porous carbon-supported  $Ni_xFe_{1-x}$ -NC catalysts by varying Fe and Ni contents.<sup>113</sup> The XPS endorsed the presence of Fe(II) and Ni(II) and HAADF-STEM indicated atomically dispersed Ni and Fe in  $Ni_{0.5}Fe_{0.5}$ -NC. There was a significant increase in the  $FE_{CO}$  production as well as the current density of CO by increasing the  $x$  value from 0 to 0.08 in  $Ni_xFe_{1-x}$ -NC whereas by increasing Fe content, the current density of  $H_2$  production increased. Thus, by adjusting the  $x$ , the  $CO/H_2$  ratios were changed from 0.14 to 10.86 at  $-0.86$  V vs. RHE. The  $CO/H_2$  ratio tuning could be achieved by modulating the nominal Ni/Fe ratio as well as by controlling the applied potentials. An eight-hour of catalyst durability test showed good stability of  $Ni_xFe_{1-x}$ -NC. DFT calculations indicated a difference in the adsorption preferences for Fe and Ni, where Ni proved to be effective for CO production and Fe proved to be effective for  $H_2$  production. Hence by combining the differently selective active sites, it is possible to achieve controllable catalytic performance to get syn gas.

The Ni/SAC supported on N-doped carbon exhibited favorable activity to CO evolution whereas Co/SAC supported on N-doped carbon showed exclusive activity for the HER. Hence balancing Co/Ni in a suitable ratio for effective production of syngas is required. In this context, Chen and co-workers designed a CoNi-NC DAC for efficient syngas yield with a total

current density  $>74$  mA  $cm^{-2}$  at  $-1.0$  V vs. RHE.<sup>114</sup> The XANES data displayed 0 and +2 oxidation states of Co and Ni, respectively. Modulating the two metal sites for balanced  $CO_2RR/HER$  for getting tunable  $CO_2/H_2$  (0.25–3.3) without sacrificing the high total current densities is the key to efficient  $eCO_2RR$ .

Lanthanides have also been incorporated in DACs in this context,<sup>115,116</sup> Du and coworkers reported syngas synthesis using Zn and Ln DACs.<sup>117</sup> The  $CO/H_2$  ratios by tuning the amount of metals in DACs have been successfully demonstrated. Impregnation and annealing were used to anchor metals on thin carbon nitride nanosheets. Two DACs were developed, ZnLa-1/CN with Zn : La close to 2 : 1, which was confirmed as per the local coordination data by EXAFS, and ZnLa-2/CN with Zn : La close to 1 : 2. Zn and La were responsible for CO and  $H_2$  production respectively. The catalyst showed a  $FE_{syngas}$  of 80% (Fig. 14c) and ZnLa-1/CN demonstrated  $FE_{H_2}$  twice that of  $FE_{CO}$  exhibiting a  $CO/H_2$  ratio of 0.5 suitable for further methanol synthesis. ZnLa-1/CN exothermically favored ( $-0.94$  eV) CO formation whereas ZnLa-2/CN showed an endothermic trend (0.72 eV) but both showed exothermic behavior of  $H_2$  formation (1.34 and 2.01 eV) respectively (Fig. 14d).

### $CO_2$ reduction to $C_1$ hydrocarbons

In addition to CO, various other  $C_1$  products arise from the  $eCO_2RR$ , encompassing formate, formic acid, methane, and methanol, among others. These products hold significant utility



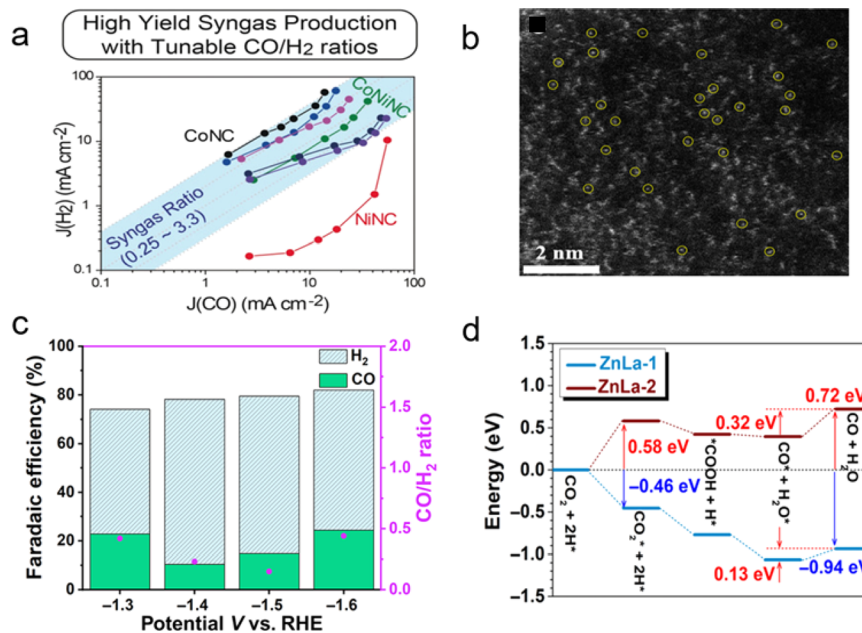


Fig. 14 (a) Plot depicting the current density of  $\text{H}_2$  versus current density of CO. Reprinted (adapted) with permission from ref. 114. Copyright© 2020 Wiley-VCH GmbH. (b) AC HAADF-STEM images of dual atomic catalyst ZnLa-1/CN. (c) The FE and corresponding syngas ratio of ZnLa-2/CN. (d) Energy profile for the formation of CO and  $\text{H}_2\text{O}$ .<sup>117</sup>

and importance across diverse applications.<sup>118</sup> Formic acid, for instance, demonstrates broad synthetic versatility and serves as a prospective medium for hydrogen storage. Methanol stands out as a crucial liquid fuel and superior hydrogen storage material for a cleaner energy source, while methane fuels industrial operations and household power systems. The formation of these products predominantly hinges upon the interaction of CO with the metal catalytic site; weak binding may result in the desorption of CO, whereas strong metal binding facilitates further hydrogenation. Additionally, post-CO reduction, the relative adsorption strength of oxygen dictates whether methanol, methane, or formic acid predominates as the principal product. Formic acid production entails a 2-electron reduction process, whereas methanol and methane result from 6-electron and 8-electron pathways, respectively.<sup>119</sup> In this exploration, we examined the existing dataset and observed a notable dearth of experimental research. Consequently, the documented data stand to offer significant utility in the strategic formulation and prediction of the efficacy and specificity of forthcoming DACs unearthed through ongoing research endeavors.

### $\text{CO}_2$ reduction to formic acid

Formic acid has a high-profit value and low energy input. Some main group elements have been reported, which had shown a great selectivity for formate production from  $\text{CO}_2$ .<sup>120</sup> Tin was found to have good efficiency in converting  $\text{CO}_2$  to formate.<sup>121</sup> Wei and coworkers reported that a Ni-Sn atomic pair catalyst supported on a hierarchical N-doped carbon nanosheet array developed by the impregnation and pyrolysis method resulted in an  $\text{N}_4\text{-Ni-Sn-N}_4$  configuration.<sup>122</sup> The HAADF-STEM image

indicates the homogeneous dispersion of atoms (Fig. 15a). The authors proved the synergistic effects between Ni-Sn in the DAC by studying the change in one metal after doping it with the other: an increased oxidation state of Sn (positively charged) after introducing Ni and a decreased oxidation state of Ni after introducing Sn. DFT calculations proposed both the metals as active sites,  $\text{N}_4\text{-*Ni-Sn-N}_4$  as well as  $\text{N}_4\text{-Ni-*Sn-N}_4$ , where  $\text{*Sn}$  ( $\Delta G = -0.05$  eV) was thermodynamically more favorable for  $\text{CO}_2$  to  $\text{*OCHO}$  conversion than  $\text{*Ni}$  ( $\Delta G = 0.57$  eV) as shown in Fig. 15c and also predicted the possible reaction mechanism scheme. It was noticeable that the energy barrier for  $\text{*OCHO}$  ( $-0.05$  eV) was much less than that for  $\text{*COOH}$  (1.36 eV) on  $\text{*Sn}$ , which was probably the reason for formate formation instead of CO. Due to the synergistic effect of Ni over Sn  $\text{*OCHO}$  formation gets favored ( $-0.05$  eV) as Sn-SAC didn't show equivalent activity (0.78 eV). The catalyst exhibited a  $\text{FE}_{\text{formate}}$  of 86.1% at  $-0.82$  V (vs. RHE) and TOF of  $4752 \text{ h}^{-1}$  with maximum formate production up to  $36.7 \text{ mol h}^{-1} \text{ g}_{\text{Sn}}^{-1}$  (Fig. 15b).

Further exploring the activity of Sn in formate formation, Chen and coworkers introduced a Cu-Sn DAC by annealing followed by an impregnation process over  $\text{CeO}_{2-x}$  nanorods having abundant oxygen vacancies which stabilized the Cu and Sn atoms as revealed by (DFT+U) coulomb corrected DFT calculations.<sup>123,124</sup> The data from XANES predicted a +4 state for Sn and Cu lies between the +1 and +2 state and it also showed Cu-O and Sn-O coordination, which was supported by DFT analysis and WT plots. Electrochemical testing using a H-cell (0.5 M  $\text{KHCO}_3$ ) indicated a current density of  $76.2 \text{ mA cm}^{-2}$  and  $\text{FE}_{\text{HCOOH}}$  of 98.1% at  $-1.2$  V vs. RHE. Further analysis using a flow cell displayed a TOF of  $4320 \text{ h}^{-1}$  and a remarkable  $\text{HCOOH}$  formation of  $2324.7 \mu\text{mol h}^{-1} \text{ cm}^{-2}$ . DFT revealed the formation of a thermodynamically stable  $\text{*OCHO}$  intermediate



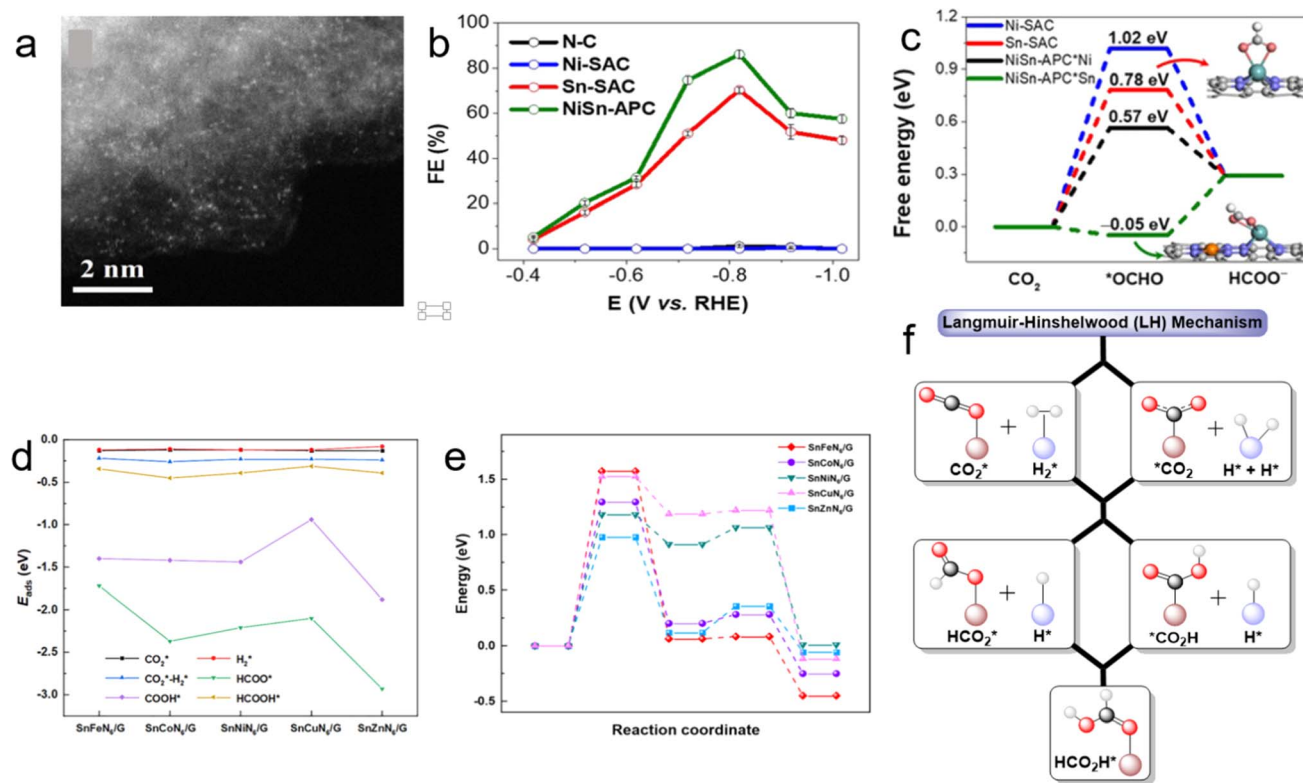


Fig. 15 (a) HAADF-STEM image of NiSn-APC. (b) Faradaic efficiencies for formate at various applied potentials. (c) Free energy diagram for production of formate. Reprinted (adapted) with permission from ref. 122. Copyright© 2021 Wiley-VCH GmbH. (d)  $E_{\text{ads}}$  of all reaction intermediates involved in the  $\text{CO}_2$  hydrogenation to  $\text{HCOOH}$  process on  $\text{SnMN}_6/\text{G}$ . (e) Optimal reaction pathway for  $\text{HCOOH}$  synthesis on  $\text{SnMN}_6/\text{G}$ . Reprinted (adapted) with permission from ref. 126. Copyright© 2023, American Chemical Society. (f) LH mechanism for  $\text{CO}_2$  activation.

on  $\text{CuSn}/\text{CeO}_{2-x}$  as well as the low energy RDS to generate  $\text{HCOOH}$  (0.24 eV) and then to form  $\text{CO}$  (0.38 eV). This work also highlighted the importance of oxygen vacancies in the electrocatalytic  $\text{CO}_2$  reduction process.

Sn in selective  $\text{HCO}_2\text{H}$  production, environment-friendly behavior, and low cost of  $\text{Sn(II)}$ -based catalysts make them attractive candidates for the  $\text{eCO}_2\text{RR}$ .<sup>125</sup> Ma and Chen theoretically studied a series of  $\text{Sn-M}$  DACs.<sup>126</sup> DFT study was used to set up models for five systems of  $\text{Sn-M}$  ( $\text{M} = \text{Fe}, \text{Co}, \text{Ni}, \text{Cu}, \text{Zn}$ ) on N-doped graphene.  $\text{SnMN}_6/\text{G}$  configuration was found stable for all five systems as demonstrated by formation energy analysis.  $\text{SnCuN}_6/\text{G}$  was found to be most stable (−7.14 eV) and  $\text{SnCoN}_6/\text{G}$  has relatively weaker stability (−6.49 eV). ICOHP values revealed a direct relation between the atomic number and the bonding strength between Sn and the transition metal. Sn was the major active site and it depicted an electrophilic nature in all five whereas Co and Ni were behaving as nucleophilic sites and Fe, Cu, and Zn also showed an electrophilic nature. Adsorption energy values of  $\text{CO}_2$  and  $\text{H}_2$  were very close (Fig. 15d). The LH (Langmuir-Hinshelwood) mechanism was predicted as shown in Fig. 15f. Furthermore, as there were two possible intermediates, by attack of  $\text{H}^*$  on the C atom in  $\text{CO}_2$ , the  $\text{HCOO}^*$  intermediate is formed whereas if  $\text{H}^*$  attacked the O atom in  $\text{CO}_2$ , formation of  $\text{COOH}^*$  occurred. The adsorption strength and activation energies were calculated and  $\text{HCOO}^*$  was found to be more favorable. The catalytic activity of  $\text{SnZnN}_6/\text{G}$

was found to be optimal ( $E_a$  of the RDS = 0.98 eV) due to good charge transfer ability (Fig. 15e).

The excellent performance of tin as the active metal site for  $\text{CO}_2$  to formic acid formation has already been established. Recent reports by Cucinotta and coworkers showed the first principle study of SACs and DACs using tin disulfide monolayers ( $\text{SnS}_2$ ) as the support material, which also proved to be effective in formic acid production.<sup>127</sup> Thus, these reports further encouraged the exploration of the combination of p-block and d-block elements in  $\text{CO}_2\text{RR}$  activity.

After Sn, bismuth, a p-block element, was also found to have a high selectivity for formic acid. Bi has a lot of perks including sluggish HER performance over the  $\text{eCO}_2\text{RR}$  enhancing its selectivity towards formate formation, along with environmental friendliness and low cost. Bi has a positive standard reduction potential ( $\text{Bi}^{3+}/\text{Bi}$ , 0.308 V vs. SHE) and can be effectively used as a cathode catalytic material.<sup>128</sup> The weak binding of Bi with the  $\text{*OCHO}$  intermediate impedes the formation of formic acid, but using a Bi-metal DAC can effectively work, providing suitable binding energy for O in  $\text{*OCHO}$  through the synergic effects of the DACs. Various reports have been found where Bi-doped materials, Bi nanosheets, and Bi alloys are proven to be efficient in formate production but the area of Bi-based SACs and DACs has still not been explored much.<sup>129–132</sup>

However, Li and Tang used computational methods to explore Bi DACs supported on N-doped graphene ( $\text{g-N}_6$ ) along

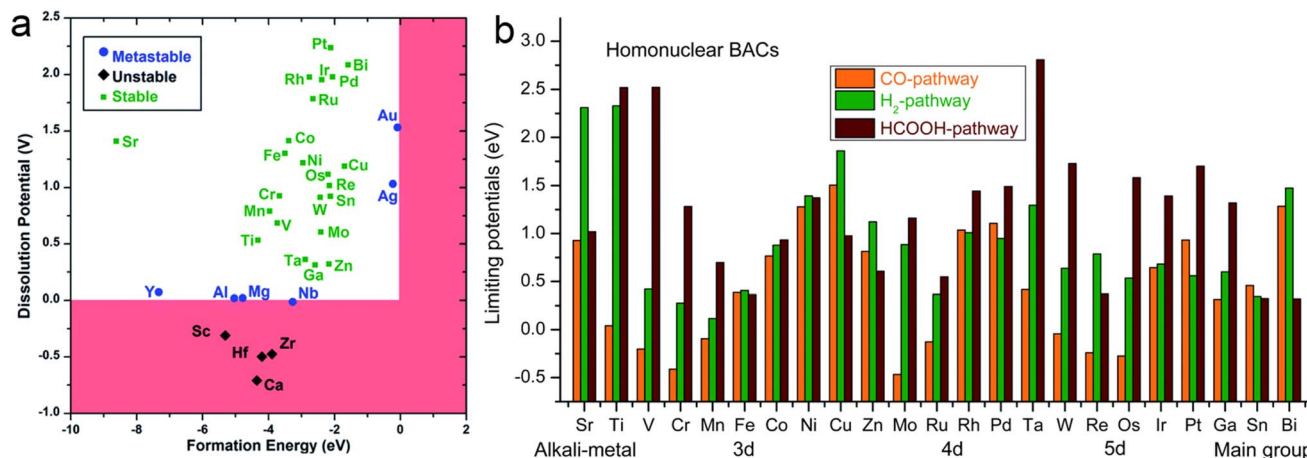


Fig. 16 (a) DFT-computed dissolution potential and formation energy of homonuclear DACs, where the red, blue, and green areas represent the unstable, quasi-stable, and stable DACs. (b) Thermodynamic limiting potentials toward  $C_1$  products CO (orange) and HCOOH (wine), as well as the competitive  $H_2$  product (olive) on homonuclear DACs.<sup>133</sup>

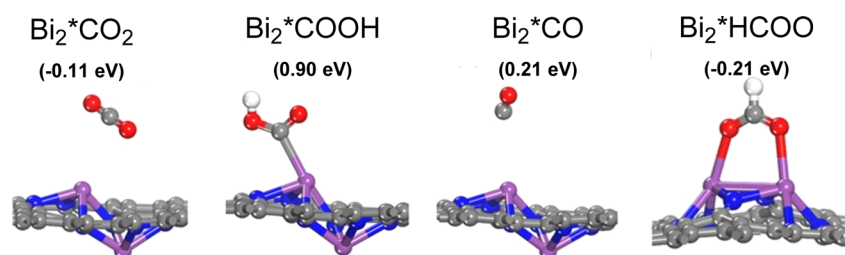


Fig. 17 Binding energies of the critical intermediates on  $Bi_2$  DAC.<sup>133</sup>

with other elements.<sup>133</sup> According to their study, Bi on N-doped graphene was found to be quite stable as depicted by the study of formation energy and dissolution potential values (Fig. 16a). In a homonuclear  $Bi_2$  DAC the distance between central metals was found to be 3.45 Å. The authors studied the limiting potentials of various metals for different pathways and Bi manifested good selectivity for the formic acid formation pathway compared to other metals as shown in Fig. 16b.

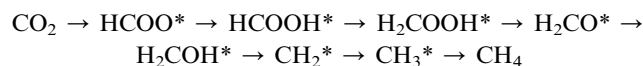
Furthermore, the binding energies of the critical intermediates on  $Bi_2$  DAC demonstrate the stability of the formate intermediate to get the desired result (Fig. 17). Thus, Bi-containing DACs have a great potential to reduce  $CO_2$  to formic acid selectively. The theoretical data provided by Li and Tang support a brighter future for Bi DACs.

The  $HCOO^*$  intermediate involved in formic acid formation also proceeds towards methane and methanol formation. There are several instances where DACs provide methane and methanol efficiently from  $CO_2$ .

### $CO_2$ reduction to methane and methanol

While Cu has shown promising performance in reducing  $CO_2$ , it still faces challenges such as high overpotential and low efficiency, largely due to the competitive HER.<sup>134</sup> Chen and coworkers studied a Cu dimer anchored on a  $C_2N$  layer using spin-polarized DFT calculations in an acidic environment.<sup>135</sup>

Out of two predicted structures, Con-1 (Cu atoms on the same side) and Con-2 (Cu atoms on different sides), atomic relaxations revealed high stability of Con-2 over Con-1 and was thus used for further studies. The structural stability of Cu anchored on the  $C_2N$  layer was confirmed by larger adsorption energy ( $-3.58$  eV) than Cu cohesion energy ( $-3.38$  eV). Moreover, PDOS accounted for the hybridization between Cu-3d and N-2p orbitals making the  $(Cu_2@C_2N)$  structure stable. On further exploring the reaction pathways (Fig. 18d), two paths were found but path 2 was proposed to be more favorable as the  $HCOO^*$  formation step was exothermic ( $-0.20$  eV) while  $COOH^*$  formation is endothermic (0.18 eV). Thus, the most suitable pathway was:



$HCOO^*$  to  $HCOOH^*$  was found as the PDS with a limiting potential of  $-0.23$  V (Fig. 18a and b). The enhanced activity of Cu was attributed to its moderate interaction with intermediates resulting in low limiting potential. Cu had a higher energy barrier for the HER than  $CH_4$ , and even the HER can be suppressed more by using non-aqueous solutions and adjusting the pH of the electrolyte.

Sun and coworkers pursued DFT screening using the VASP to investigate the vacancy effect of the graphene support using Fe

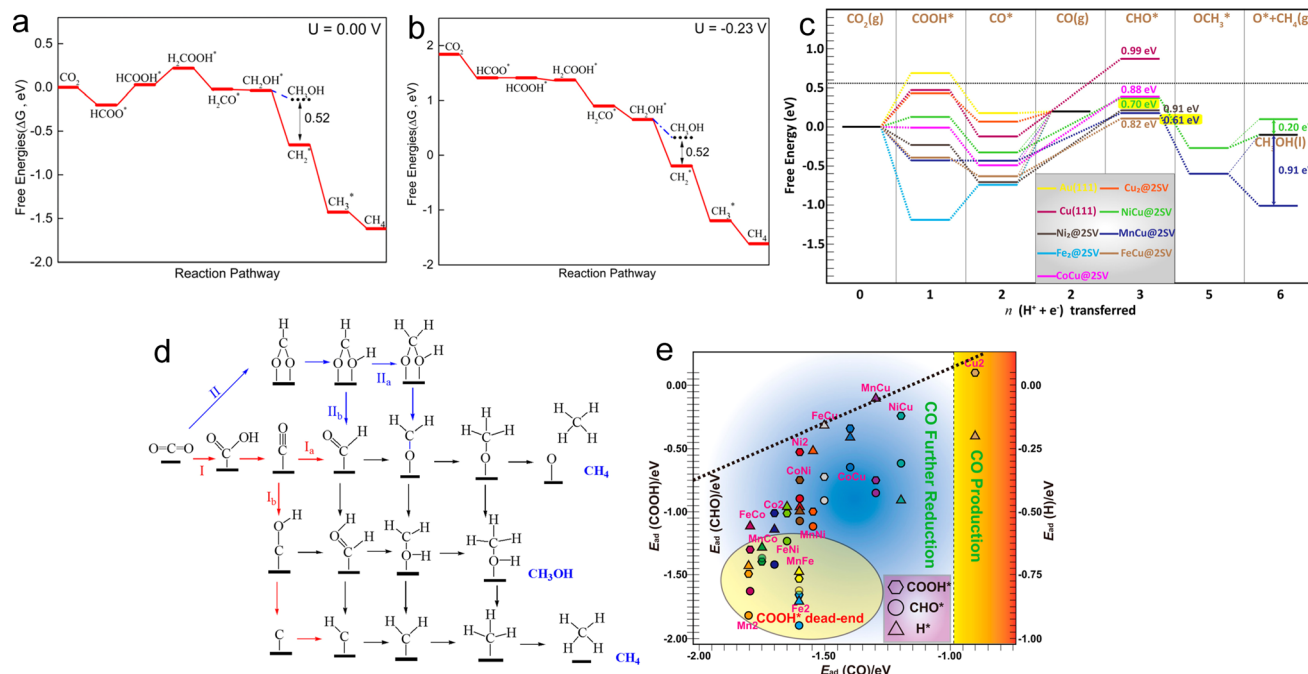


Fig. 18 Free energy profile for the CO<sub>2</sub>RR to CH<sub>3</sub>OH and CH<sub>4</sub> on Cu<sub>2</sub>@C<sub>2</sub>N at (a) 0.00 V and (b) −0.23 V. Reprinted (adapted) with permission from ref. 135. Copyright© 2018, American Chemical Society. (c) Energy diagrams of CO production and further CO hydrogenation on different MN@2SV DACs at 0 V vs. RHE. (d) Proposed reaction paths for CO<sub>2</sub> electrochemical reduction on Cu-based catalysts, producing methane (CH<sub>4</sub>) and methanol (CH<sub>3</sub>OH). (e) Screening of CO<sub>2</sub> electroreduction intermediate (CO, COOH, CHO, H, O, and OH) adsorption for CO on different MN@2SV DACs. Reprinted (adapted) with permission from ref. 136. Copyright© 2015, American Chemical Society.

dopant pairs and interestingly the adjacent single vacancy (Fe<sub>2</sub>@2SV) was the most effective for intermediate adsorption.<sup>136</sup> Further screening of various metal dopant pairs was performed. Among these DACs, MnCu@2SV and NiCu@2SV were found to be highly selective for CH<sub>4</sub> and CH<sub>3</sub>OH generation (Fig. 18e). CHO was found to be more stable than CO resulting in further CO reduction, and the free energy barrier of CO to CHO step was reported to be 0.71 eV and 0.64 eV on NiCu@2SV and MnCu@2SV respectively which was even less than that of the reported effective Cu(111) catalyst (Fig. 18c). Selective product formation is due to their different oxophilicities. This study predicts that graphene-based substrates work well for CH<sub>3</sub>OH formation.

Looking into the selectivity and efficiency insights, Shi and coworkers performed theoretical calculations using the DFT and VASP by making DAC pairs from metals such as Cu, Ru, and Fe for electrocatalysis.<sup>137</sup> The pairs M<sub>1</sub>–M<sub>2</sub> (Cu–Cu, Fe–Fe, Ru–Ru, Ru–Cu, Ru–Fe, and Cu–Fe) were anchored on monolayer graphitic single triazine-based C<sub>3</sub>N<sub>3</sub> (g-CN) with large holes in the structure, where the M atoms got adsorbed and bonded to three N atoms. Out of all six pairs, only Cu–Fe maintained a flat surface, whereas the remaining five showed slight distortion in their structures. AIMD simulations indicated the high thermodynamic stability of these pairs under thermal conditions of the CO<sub>2</sub>RR. This study revealed the selectivity effect of the already discussed two pathways (formate and carboxyl).<sup>138</sup> Except for RuRu@g-CN (0.31 eV), the other five were observed to follow the OCHO\* intermediate pathway. The potential limiting step was

either OCHO\* to OCH<sub>2</sub>O\* or \*CO to \*OCH and it was reported that a decrease in catalytic activity was observed with an increased pH value and only RuCu@g-CN and RuFe@g-CN were proved to have good selectivity (99.86% and 99.95% respectively) for the CO<sub>2</sub>RR vs. the HER. RuCu and RuFe DACs exhibited low limiting potentials of −0.40 V and −0.58 V respectively for the formation of CH<sub>4</sub>. Surprisingly a very interesting statement was proposed that the average of individual adsorption-free energies of homonuclear DACs is nearly equal to the adsorption-free energy of corresponding heteronuclear DACs.

Furthermore, Sarkar and Ghoshal reported theoretically analyzing Ru<sub>2</sub> and Rh<sub>2</sub> DACs dispersed on TiO<sub>2</sub> and g-CN (g-CN being more efficient) supports but practically Rh is highly expensive and these dimers suffered from poor selectivity for the CO<sub>2</sub>RR than for the HER.<sup>139</sup> Hence they replaced one noble metal from Ru<sub>2</sub> DAC with a transition metal and designed M–Ru DACs (M = Sc to Zn) on g-CN support using the VASP. Thermodynamic stability was screened by comparing their average binding energies to average cohesive energies and it was found that except for Cu–Ru and Zn–Ru, all other DACs are stable. Comparison of DACs for the CO<sub>2</sub>RR and HER was performed based on Gibbs free energy values (Fig. 19a). Further calculations depicted that V–Ru had shown the most efficient active site for CO<sub>2</sub> to CH<sub>4</sub> conversion exhibiting a high theoretical FE<sub>CH<sub>4</sub></sub> of 99.57%. Although three catalysts V–Ru, Cr–Ru, and Ti–Ru demonstrated excellent activity and selectivity for CH<sub>4</sub> generation with low limiting potentials (*U<sub>L</sub>*) of −0.11 V, −0.27 V,



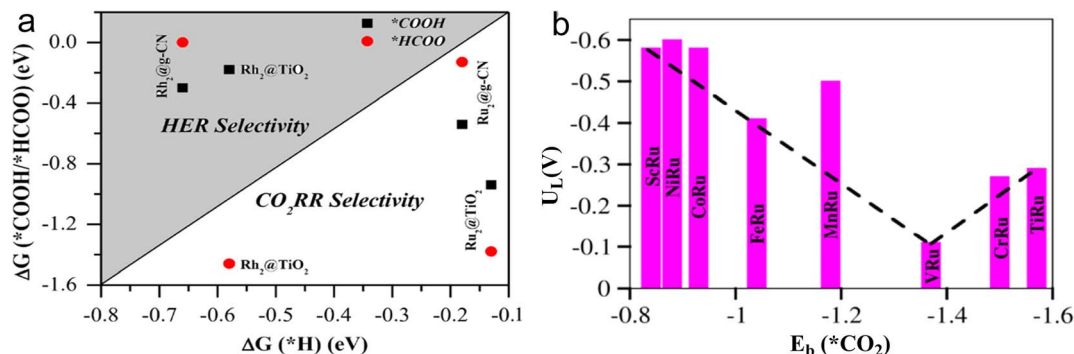


Fig. 19 (a) Comparison between the free energy of hydrogen adsorption  $\Delta G(^*H)$  and initial protonation steps of  $CO_2$  to form  $^*COOH/^*HCOO$  intermediates  $\Delta G(^*COOH/^*HCOO)$ . (b) Correlation between the limiting potential ( $U_L$ ) of the  $CO_2RR$  and the adsorption strength of  $CO_2$  (in eV) over  $MRu@g-CN$  ( $M = Sc-Ni$ ) catalysts. Reprinted (adapted) with permission from ref. 139. Copyright© 2024, American Chemical Society.

and  $-0.29$  V respectively (Fig. 19b),  $VRu@g-CN$  was found to be the best and promising catalyst.

Owing to the renowned activity of Ni in the  $CO_2RR$ , An and coworkers combined the DFT and CHE (computational hydrogen electrode) model to explore a Ni-Co DAC supported by an optimized structure of nitrogenated holey 2D graphene ( $C_2N-h2D$ ) and comparison with homonuclear  $Ni_2$  and  $Co_2$  dimers was performed.<sup>140</sup> Two bonding arrangements were identified but only the asymmetric  $N_2Ni-CoN_2$  configuration demonstrated superior performance as compared to the symmetric one, as indicated by geometric parameters. The strong binding strength of Ni-Co dimers thermodynamically supports the possibility of experimental synthesis. The bent shape of the adsorbed  $CO_2$  molecule ( $\angle OCO < 180^\circ$ ) having a negative partial charge signifies sufficient activation of the  $CO_2$  molecule. The  $NiCo@C_2N$  catalyst undergoes a formate formation pathway with a low energy barrier of  $0.25$  eV (via  $^*HCOOH$  intermediate) instead of a high barrier of the  $^*CHO$  intermediate to form  $CH_4$ . The heteronuclear Ni-Co catalyst showed superior behavior to  $Ni_2$  and  $Co_2$  dimers (Fig. 20b–d) in  $CO_2RR$  selectivity over the HER (Fig. 20e) and it has a comparatively low energy barrier for O\* removal in the form of water and this superiority was attributed to the synergy of dual heteroatoms. This study also highlighted that the HER can be suppressed by increasing the pH up to 7 and by high  $CO_2$  pressure along with confirming the good impact of co-adsorbed  $^*CO$ ,  $^*OH$ , or  $^*H$  in  $CO_2$  reduction instead of the expected deactivation of metal sites by them.

Further exploring suitable DACs for efficient methane formation from  $CO_2$ , Mei and coworkers computationally studied twenty-one combinations of six different transition metals (Fe, Cu, Ni, Pd, Pt, and Au) anchored on an MOF-808-EDTA support, where metal atoms are stabilized by N atoms of EDTA ligands.<sup>141</sup> Gibbs free energy for  $CO_2$  adsorption showed only MOF-808-EDTA-FeFe ( $-1.33$  eV), MOF-808-EDTA-FePt ( $-0.47$  eV), and MOF-808-EDTA-NiFe ( $-0.21$  eV) to be exergonic and these catalysts exhibited a self-adaptive and flexible nature by adjusting their M–M, M–O, and M–C bond lengths. The Gibbs free energy comparison of  $H^*$ ,  $COOH^*$ , and  $HCOO^*$  intermediates proved the suppression of the HER over

the  $CO_2RR$  only in Fe–Fe ( $\Delta G_{COOH^*} = -1.04$  eV and  $\Delta G_{H^*} = -0.27$  eV) and Fe–Pt ( $\Delta G_{HCOO^*} = -1.35$  eV and  $\Delta G_{H^*} = -0.33$  eV) catalysts. Metal atoms get reduced by electron transfer from the substrate and, further, these active centers transfer the electrons to  $CO_2$  resulting in bent  $CO_2^-$  and got activated. Calculations from the free energy profile demonstrated the formation of the  $COOH^*$  intermediate ( $-1.04$  eV) and  $CO^*$  to  $CHO^*$  was the RDS ( $+0.56$  eV) in the case of the Fe–Fe catalyst whereas the Fe–Pt catalyst went through the formation of the  $HCOO^*$  intermediate and the  $HCOOH^*$  to  $CHO^*$  step was the limiting step ( $+0.35$  eV) (Fig. 21a and c). Thus, this study revealed mechanistic insights for the formation of  $C_1$  products and also accounted for the enzyme-like dynamic ability and adaptability which stabilized the reaction intermediates in DACs.

Tandem catalysis<sup>142</sup> is a good strategy in the case of multistep reactions to get complex products; however, in the case of the  $eCO_2RR$ , random CO migration inhibits tandem catalysis. However, Zhuo and co-workers thought of a way out and reported atomically “inner tandem” catalysis for  $CO_2$  reduction by using computational studies.<sup>143</sup> The authors designed cobalt-containing heteronuclear Co–N–M DACs (where  $M = Cr, Mn, Fe$ ) through a N bridged structure. The catalyst successfully proceeded within a combinatorial pathway with Co as the active site and it outperformed traditional tandem catalysis in a way that it provided directional reasonable migration to intermediates. Co–N–Cr was found to be most efficient with the lowest thermodynamic energy barrier of  $0.35$  eV and kinetic barrier of  $0.09$  eV for intermediate migration for  $CH_4$  production. Thus, adjustable intermediate migration enhanced the activity of the process.

In another theoretical study, Wang and co-workers investigated twenty-six transition metal DACs anchored on 2D extended Pc for methane formation.<sup>144</sup> The authors first examined the stability on the grounds of formation energy ( $E_f$ ), the difference between binding and cohesive energy ( $\Delta E_b$ ), and dissolution potential ( $U_L$ ), and 22 DACs were reported to be stable. Further investigations revealed that only 8 out of 22 DACs were found to be better in the  $CO_2$  adsorption study. Delving into the catalytic mechanism of  $Mo_2-Pc$ , it was found

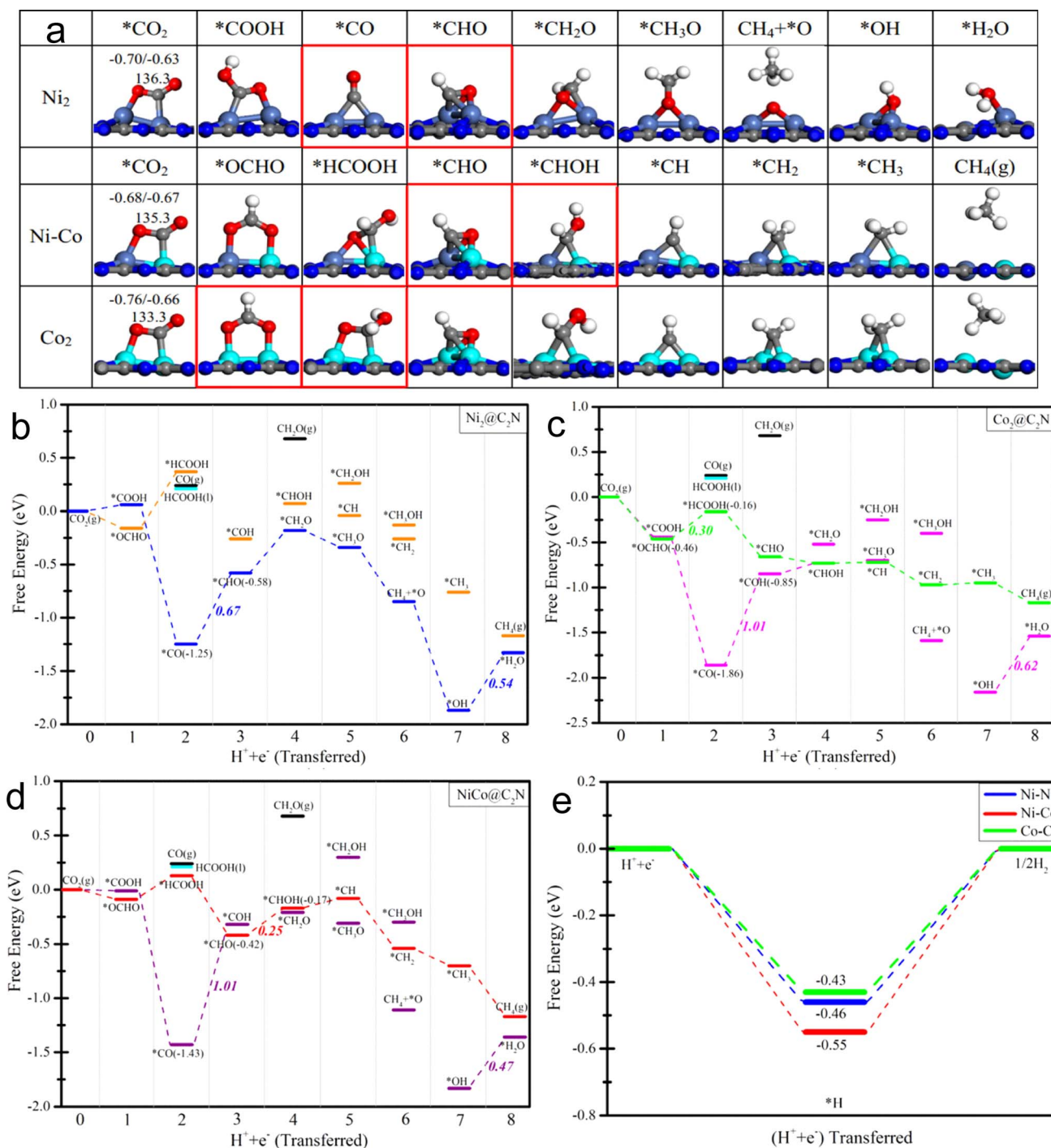


Fig. 20 (a) DFT-optimized structures along the primary reaction pathway of the CO<sub>2</sub>RR toward CH<sub>4</sub> formation, red rectangle: PDSs. (b–d) Free energy profiles of the CO<sub>2</sub>RR toward CH<sub>4</sub> formation (b–d) and the HER (e) at 0 V (vs. RHE). Reprinted (adapted) with permission from ref. 140. Copyright© 2019, American Chemical Society.

that CO<sub>2</sub> to CH<sub>4</sub> reduction required six steps, an eight-electron pathway, and the O\* species left behind were reduced to water in two steps. Mechanistic insights indicated \*COOH to \*CO conversion to be the PDS and the three dimers, Mo<sub>2</sub>-Pc, W<sub>2</sub>-Pc, and Ti<sub>2</sub>-Pc, had shown a small limiting potential (*U*<sub>L</sub>) of −0.57, −0.59, and −0.81 V vs. CHE respectively (Fig. 22). Further diving into the origin of CO<sub>2</sub> activation, it was found that after

adsorption of CO<sub>2</sub> on the M<sub>2</sub>-Pc substrate e<sup>-</sup> gets transferred from M to CO<sub>2</sub> and the antibonding orbital of CO<sub>2</sub> gets shifted towards the Fermi level and it gets activated. Selectivity of the CO<sub>2</sub>RR concerning the HER had been checked and Mo<sub>2</sub>-Pc was found to be highly selective for CH<sub>4</sub> formation from CO<sub>2</sub>. Thus, this study established thorough mechanistic insights into the eCO<sub>2</sub>RR process.

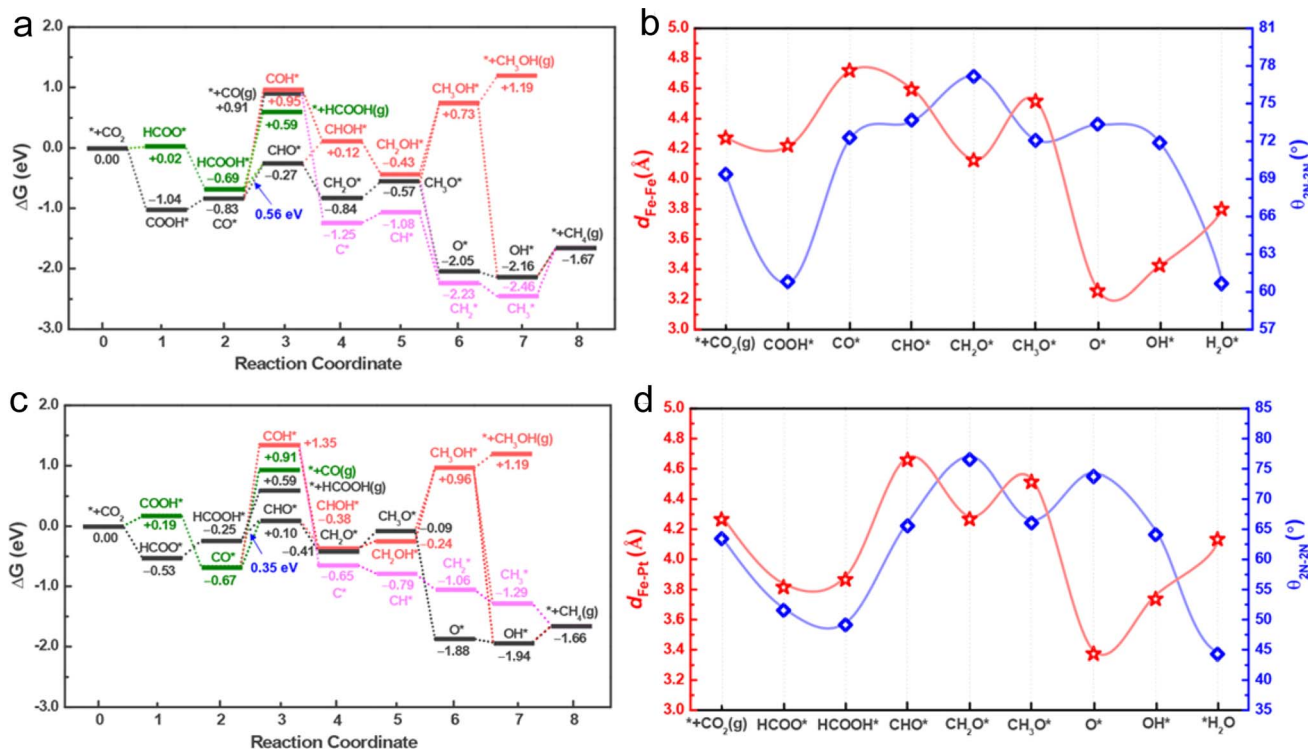


Fig. 21 (a) Gibbs free energy profiles for the electroreduction of CO<sub>2</sub> to CH<sub>4</sub>, HCOOH, CO, and CH<sub>3</sub>OH over MOF-808-EDTA-FeFe. (b) Evolution of configurations with varying values of  $d_{\text{Fe-Fe}}$  (left Y axis) and  $\theta_{2\text{N-2N}}$  (right Y axis) in the CO<sub>2</sub>RR process. (c) Gibbs free energy profiles for the electroreduction of CO<sub>2</sub> to CH<sub>4</sub>, HCOOH, CO, and CH<sub>3</sub>OH over MOF-808-EDTA-FePt. (d) Evolution of configurations with varying values of  $d_{\text{Fe-Pt}}$  (left Y axis) and  $\theta_{2\text{N-2N}}$  (right Y axis) in the CO<sub>2</sub>RR process. Reprinted (adapted) with permission from ref. 141. Copyright© 2023, American Chemical Society.

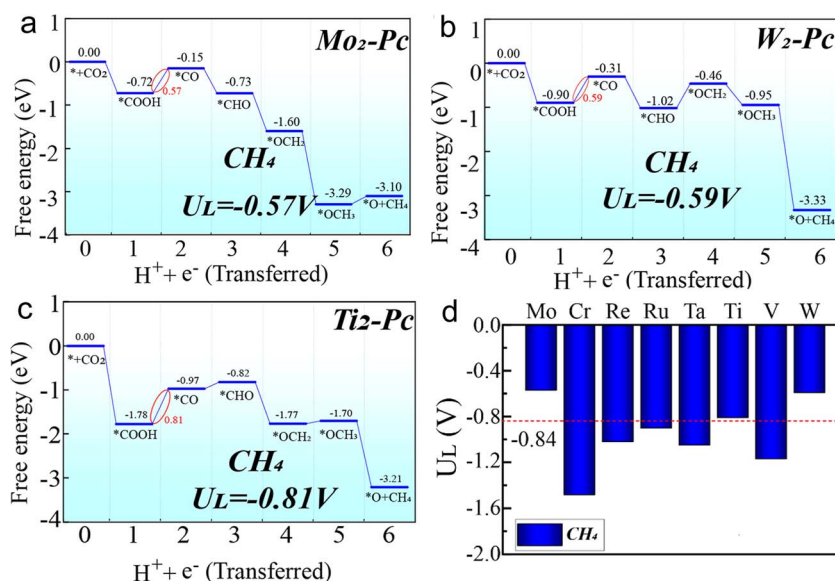


Fig. 22 Free-energy profiles for the CO<sub>2</sub>RR at zero applied voltage vs. CHE. (a–c) CO<sub>2</sub>RR to the CH<sub>4</sub> product on (a) Mo<sub>2</sub>-Pc, (b) W<sub>2</sub>-Pc and (c) Ti<sub>2</sub>-Pc. (d) Limiting potential diagram of the CO<sub>2</sub>RR to CH<sub>4</sub>. The red dashed line is the measured U<sub>L</sub> (-0.84 V) of the CO<sub>2</sub>RR to CH<sub>4</sub> on the Cu(211) surface. Reprinted (adapted) with permission from ref. 144. Copyright© 2024 Wiley-VCH GmbH.

Manifesting the significance of DACs in the electrocatalytic reduction of CO<sub>2</sub> to C<sub>1</sub> products, Lu, and coworkers theoretically designed the FeCo-NC DAC along with the Fe-NC and Co-NC

SAC for a thorough comparison.<sup>145</sup> The authors reported better electron transfer ability, high CO<sub>2</sub> adsorption energy (-0.64), and large deviation in the O-C-O bond angle (137°) for FeCo-



NC, which promoted efficient  $\text{CO}_2$  activation. Furthermore, it demonstrated a feasible six-electron pathway for methanol formation and an eight-electron pathway for methane formation as shown in Fig. 23a and b. The intermediate CO formed here helped in orbital interactions between the d orbital of metal and  $2\pi^*$  orbital of CO which led to the formation of a d- $2\pi^*$  occupied bonding orbital below the Fermi level which in turn stabilized CO and further reduction was possible by this CO assisted FeCo-NC catalyst. Thus, this work theoretically emphasizes efficient electron transfer and orbital interactions in DACs which proved beneficial for the  $\text{eCO}_2\text{RR}$  to get  $\text{C}_1$  products other than CO.

As discussed in the CO formation, the inherent vacancy defects in the substrate proved to be effective for stable anchoring of metal atoms and may help synergistically in the electrocatalytic process.<sup>146</sup> Tang and coworkers explored  $\text{MoS}_2$  with S vacancies as the support material and tested twenty-one metal dimer systems, including homonuclear as well as heteronuclear catalysts using DFT and machine learning (ML).<sup>147</sup> All the DACs had shown high thermodynamic stability with negative formation energy ranging from  $-4.92$  to  $-6.16$  eV and AIMD simulations also accounted for the dynamic stability. It was found that  $\text{CO}_2$  binding energy lies between  $-0.45$  and  $-0.98$  eV for all the catalysts and  $\text{MoS}_2$ -NiCr was screened to have the highest  $\text{CO}_2$  adsorption energy ( $-0.98$  eV) resulting in

the bent structure of  $\text{CO}_2$ . In  $\text{MoS}_2$ -NiCr two metal atoms were bound to the two oxygen atoms of  $\text{CO}_2$  whereas all other catalyst samples had binding between only one metal and oxygen. Only NiCr and CrCo had shown the desired low overpotential (0.58 and 0.44 eV respectively) for  $\text{CH}_4$  formation. So, further calculations were performed for these two only. Talking about the mechanistic insights, the  $^*\text{CHO}$  intermediate pathway was more favorable than the  $^*\text{COH}$ , and  $\text{CH}_4$  generation needed lower energy than other  $\text{C}_1$  products. In NiCr both metal centers played a key role whereas in CrCo only Cr was doing so. Both of these DACs have shown excellent catalytic performance. In the case of CrCo DAC,  $\text{eCO}_2\text{RR}$  vs. HER details showed poor selectivity as compared to the HER. In ML analysis, seven basic parameters were considered out of which two were found to be highly crucial in the  $\text{eCO}_2\text{RR}$ , which are intermetallic distance ( $d_{\text{M-M}}$ ) and the number of outer electrons of two metal atoms ( $\text{Ne}_1$  and  $\text{Ne}_2$ ). These data provided powerful atomic-level insights for designing DACs in the future.

Recently, Zhang and coworkers constructed a DFT-based active learning (AL) framework *i.e.* DFT and ML by selecting the best algorithm followed by three iteration loops, which predicted the limiting potential ( $U_L$ ) and uncertainty ( $\sigma$ ).<sup>148,149</sup> Once uncertainty  $\sigma \leq 0.20$  V, the iteration was terminated, and  $U_L$  and descriptors were analyzed to find a correlation. A total of 282 possible catalysts ( $\text{M}_1\text{-M}_2\text{-N}_6\text{-Gra}$ ) were analyzed by

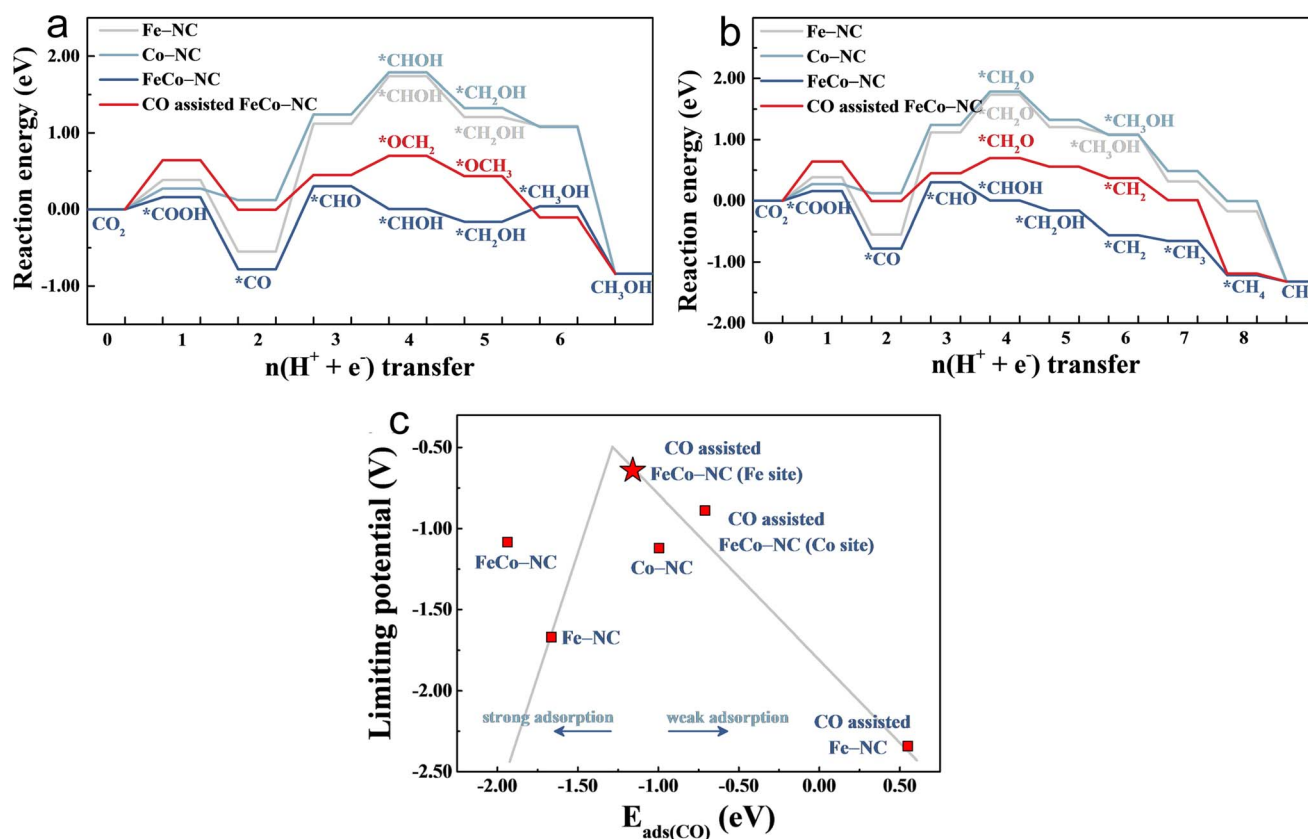


Fig. 23 (a) Free energy diagram of the  $\text{CO}_2\text{RR}$  to  $\text{CH}_3\text{OH}$  via the six-electron pathway. (b) Free energy diagram of the  $\text{CO}_2\text{RR}$  to  $\text{CH}_4$  via the eight-electron pathway. (c) Volcano relation between limiting potential for the  $\text{CO}_2\text{RR}$  to  $\text{CH}_3\text{OH}$  and  $\text{CH}_4$  and  $E_{\text{ads}(\text{CO})}$  on Fe-NC/Co-NC, FeCo-NC, and CO assisted FeCo-NC. Reprinted (adapted) with permission from ref. 145. Copyright© 2023 Wiley-VCH GmbH.

considering the characteristics of elements as well as the synergic effects between the dual atoms to decide the descriptors (X). Transition metals were selected as  $M_1$ , whereas p block metals as  $M_2$  keeping the coordination environments completely identical. 42 ( $M_1$ - $M_2$ - $N_6$ -Gra) catalysts were filtered through the three iteration loops; among them 29 had HCOOH selectivity screening success >70% with errors below 0.20 V. On comparison with Bi (012), the five best candidates (Pt-Bi, Au-Bi, Hf-Pb, As-Sb, and Ni-Bi) were screened, out of which three candidates (Pt-Bi, Hf-Pb, and As-Sb) were kinetically and thermodynamically stable and it was concluded that large positive charge on the active metal site is effective. Thus, this study promotes the use of machine learning algorithms for material exploration for the  $eCO_2RR$ .

Chen and coworkers studied a unique conformation of DACs on graphene, inverse sandwich structures previously known only in lanthanide-boron clusters.<sup>150,151</sup> This inspired the

authors to work on similar structures for transition metal DACs to understand the structure, stability, and mechanism of working. Extending their previous study on the  $eCO_2RR$ , the authors studied five homonuclear  $M_2$ DACs ( $M = Co, Ni, Rh, Ir$ , and  $Pt$ ) on graphene.<sup>152</sup> The results indicated that  $Ni, Rh$ , and  $Pt$  DACs efficiently converted  $CO_2$  to  $CH_3OH$  while  $Co$  and  $Ir$  proved efficient in the formation of  $CH_4$ .

The study also comprises 125 heteronuclear DACs, where one metal belongs to  $M$  ( $M = Co, Ni, Rh, Ir$ , and  $Pt$ ) while the other metal,  $M'$  belongs to  $Sc$  to  $Au$ . The binding energy calculations of these DACs with the defective graphene layer provided 88 stabilized DACs for further first principle molecular dynamics (FPMD) simulations. The FPMD study provided 31 structurally stable and rigid DACs with negative adsorption energies. Furthermore, the authors used ML using Gradient Boosting Regression (GBR) to unravel the catalytic performance of new DACs. All combinations of the 28 transition metals ( $Sc$  to

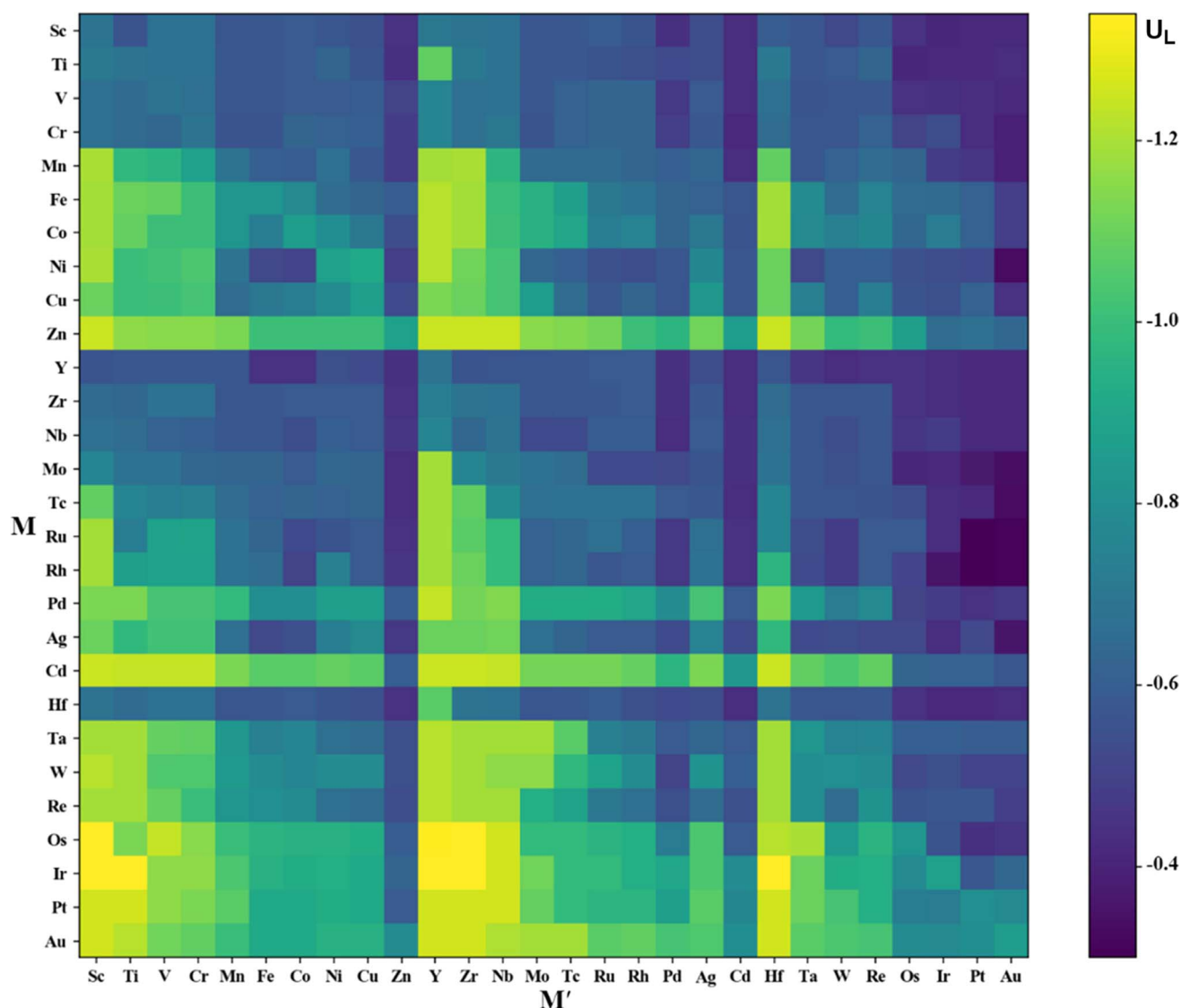


Fig. 24 ML-predicted heat map of  $U_L$  (Volt) values for 784  $MM' \perp$  gra. Reprinted (adapted) with permission from ref. 150. Copyright© 2023, American Chemical Society.

Au) producing 784 DACs were studied using the binding and cohesion energy difference ( $\Delta E$ ) and limiting potentials ( $U_L$ ) as the descriptor (Fig. 24).

Three DACs (RhPt, RhIr, and RuPt) were found to have  $U_L$  values below 0.4 V making them the best candidates. This inference was also supported by the outcomes of FPMD simulations. This study presents a vast thorough analysis of TM-DACs and highlights the feasibility of their results being useful for the  $eCO_2RR$ .

### CO<sub>2</sub> reduction to C<sub>2+</sub> products

In addition to C<sub>1</sub> products, some DACs have shown the formation of multi-carbon products. In particular, C<sub>2</sub> and C<sub>2+</sub> through tandem mechanisms are involved in the  $eCO_2RR$ . In general, C–C coupling to get higher hydrocarbon derivatives is a difficult task because activation energy barriers for such conversions are very high, making the C–C coupling unfavorable.<sup>153</sup> The \*CO formation is the key intermediate to get multi-carbon products as the C–C coupling can go through the \*CO–COH pathway as it is more favorable than the well-known \*CO dimerization pathway. The kinetic barriers of C–C coupling can be decreased significantly by increasing the degree of intermediate hydrogenation. Copper is the only metal found to convert CO<sub>2</sub> to multi-carbon products with decent efficiency.<sup>154–157</sup> This research has opened doors for efficient conversion of CO<sub>2</sub> to higher hydrocarbon-containing fuels in the future. By following this thought and the fact that DACs can show better per-atom efficiency than traditional heterogeneous catalysts, new Cu-based DACs were synthesized and studied for the CO<sub>2</sub>RR. Although multi-carbon products were detected in the Cu-catalyzed CO<sub>2</sub>RR, Cu-based DACs generating C<sub>2+</sub> products effectively were a rare case.<sup>158–160</sup> C<sub>2+</sub> product formation requires the coupling of two reduced CO<sub>2</sub> substrates such as \*CO–\*CO, \*CO–\*COH/\*CHO, \*COH/\*CHO, and \*COH/\*CHO. The M–CO binding should not be too strong as it would undermine the C–C coupling step and if the M–CO binding is too weak then it would promote CO release. Thus, fine-tuning of DACs is a crucial process in increasing the efficiency of the formation of C<sub>2+</sub> products.

Han and coworkers successfully converted CO<sub>2</sub> to higher derivatives of alcohols using nitrogen-doped graphene quantum dots on Cu nanorods (NGQ/Cu-nr).<sup>161</sup> The XPS study of NGQ depicted the presence of three components of N present: pyridinic (63%), pyridonic (12%), and graphitic (25%). After the formation of NGQ/Cu-nr, the amount of pyridinic N was reduced to 41% while the pyridonic N was increased to 26% pointing towards the adsorption of Cu-atoms in the pockets containing pyridinic N to get 5 wt% of Cu loading. The reaction was performed in a flow cell with 1 M KOH as electrolyte and polytetrafluoroethylene (PTFE) membrane with 220 nm pore size. The  $FE_{C_2+}$  for the CO<sub>2</sub>RR reached up to 80.4% with a current density of 282.1 mA cm<sup>−2</sup> at −0.9 V vs. RHE (reversible hydrogen electrode) (Fig. 25). They converted this into a fuel cell system by adding IrO<sub>2</sub> as the anode for the oxygen evolution reaction generating an efficiency of 51.6% at 3.6 V for the formation of C<sub>2+</sub> alcohols, mostly ethanol and propanol.

The DFT analysis revealed a synergistic effect between Cu and the NGQ that boosted the C<sub>2+</sub> alcohol production. Previous reports have shown the use of NGQ alone for the conversion of carbon dioxide to C<sub>2</sub> products with high selectivity, but NGQ was kinetically inert due to low current density.<sup>162,163</sup> On further delving into the mechanism the existence of the intermediate \*C<sub>2</sub>H<sub>3</sub>O was found, which was responsible for the formation of ethylene as well as ethanol depending on the metal–O bond strength of the intermediate. This study highlighted the formation of \*C<sub>2</sub>H<sub>3</sub>O supported by NGQ which made the process exergonic (−0.26 eV). The DFT and experimental study established that the lowering of the energy barrier below the standard ethylene formation barrier resulted in the formation of ethanol.

To achieve a high selectivity in the formation of ethylene only Cu was considered the active center. Zhang and coworkers utilized a unique strategy of using an iridium porphyrin-based metal–organic framework (MOF) as the support for Cu-SAs@Ir-PCN-222-PA (PCN = porous coordination network).<sup>164</sup> Detailed characterization study revealed that there was no formation of homonuclear DACs of Cu<sup>+</sup> and Cu<sup>2+</sup> as there was no evidence of the presence of a Cu–Cu bond or Cu–Cu proximity (Fig. 26a). The Fourier transform extended X-ray absorption fine structure (FT-EXAFS) revealed the coordination of the Cu-atom with two oxygen and one nitrogen atom while the Ir-atom was locked in PCN-222 (Fig. 26b). Through ICP-OES, the Cu loading was determined to be 1.8 wt%.

The electrochemical catalytic study revealed the dominance of ethylene as the product between the voltage range of −0.8 V and −1.2 V with the best results ( $FE_{C_2H_4} = 70.9\%$ ) at −1.0 V vs. RHE at a current density of *ca.* 20 mA cm<sup>−2</sup> (Fig. 26d). No alcohols or higher degree hydrocarbons were detected showing high selectivity of the electrocatalyst towards ethylene formation. When a similar reaction was performed using Ir-PCN-222 it displayed conversion of CO<sub>2</sub> to CO which further reduced to CH<sub>4</sub> without forming any C<sub>2+</sub> products. The Fourier transform infrared spectroscopy (FTIR) analysis disclosed the formation of the Ir–CO bond (1918 cm<sup>−1</sup>) in addition to the Cu–CO bond (2040 cm<sup>−1</sup>) indicating the capability of Ir in CO<sub>2</sub> reduction. Also, the IR band for C–O at 1542 cm<sup>−1</sup> pointed towards the formation of a Cu–COCHO intermediate. This validated the involvement of both Ir and Cu in the formation of ethylene, endorsing the synergistic effects of dual atoms in the  $eCO_2RR$  as discussed in previous studies.

The DFT was employed to understand the mechanism involved in the formation of ethylene and the role of iridium in the process. The studies revealed a synergistic behavior between copper and iridium in reducing CO<sub>2</sub> to CO while in the case of Cu, protonation of \*CO leads to \*COH and desorption and diffusion of CO from the Ir-centre to the Cu-centre take place leading to the C–C coupling of CO and \*COH yielding \*COCHO. Furthermore, consecutive protonation and dehydration cycles lead to the formation of ethylene. It is worth noting that the mechanistic steps involved in Zhang and coworkers' study go through a different intermediate than the \*C<sub>2</sub>H<sub>3</sub>O intermediate discussed by Han and coworkers for the formation of ethylene



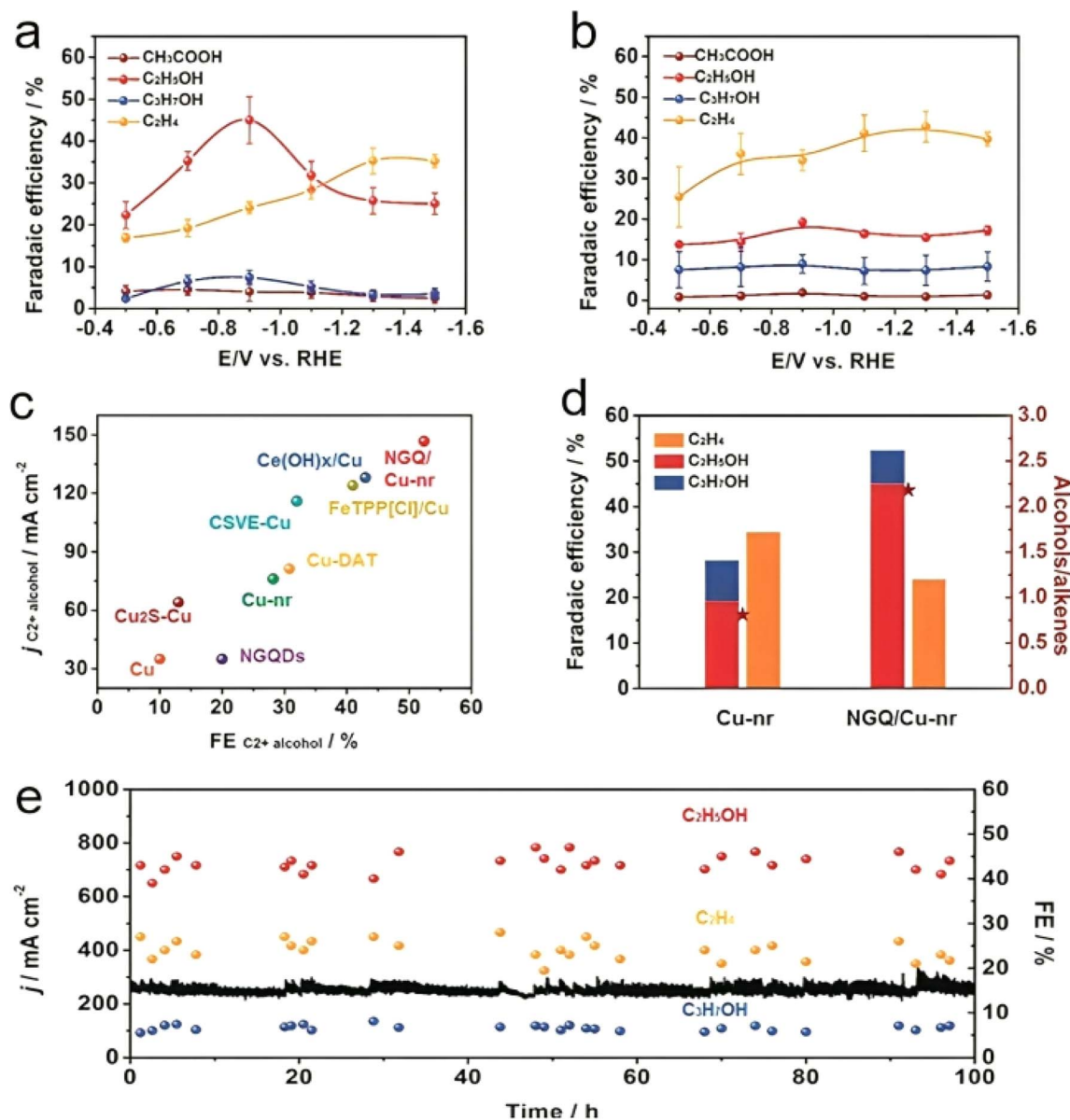


Fig. 25 (a and b) The distribution of  $C_{2+}$  products at different potentials over NGQ/Cu-nr and Cu-nr. (c) Partial current density versus maximum  $C_{2+}$  alcohol FE for various catalysts. (d) FE of  $C_{2+}$  alcohols and ethylene on different catalysts at a potential of  $-0.9$  V versus RHE. The stars show the corresponding FE ratios of alcohols to alkenes. (e) The current density and FE of  $C_{2+}$  products on NGQ/Cu-nr at  $-0.9$  V vs. RHE with 100-hour potentiostatic electrolysis tests. Reproduced from ref. 161, Copyright© 2020, Wiley-VCH GmbH.

and ethanol indicating either interconnected or tandem pathways for the formation of similar products.

Ethanol is considered to be the most important  $C_2$  product due to its applications in energy and fuel and its liquid nature making transportation easy. Chen and coworkers worked on the electroreduction of  $CO_2$  ( $eCO_2RR$ ) to get higher yields of ethanol. The electrocatalyst Cu–Sn DAC (CuSn–HAB) was synthesized by using 2D-MOF of hexaiminobenzene (HAB),  $Cu_2SO_4$ , and  $SnCl_2$ .<sup>61</sup> CuSn–HAB, as the working electrode in a flow cell (1 M KOH as electrolyte), exhibited excellent performance toward the  $eCO_2RR$  to ethanol conversion. The reaction was performed at a voltage as low as  $-0.57$  V vs. RHE with a  $FE_{EtOH}$  of 56% and a current density of  $68\text{ mA cm}^{-2}$ . These

results were good but with the addition of the fact that no ethylene was formed throughout the reaction, the catalyst proved to be highly selective towards ethanol formation. Further exploration by the authors revealed that the catalyst without Sn, Cu–HAB, was only capable of forming CO at such low potentials promoting the role of Sn in further reduction of CO and C–C coupling of intermediates to form ethanol. The mechanistic investigation *via* DFT enlightened few key intermediates that significantly affect the selectivity of the product: (a) reduction of  $CO_2$  to CO on Cu while reduction to  $OCH_2$  on the Sn atom, (b) C–C coupling of CO and  $OCH_2$  on the Sn-atom and (c) further formation of thermodynamically favourable  $OCH_2CH_3$  on the tin center. The ethylene formation was

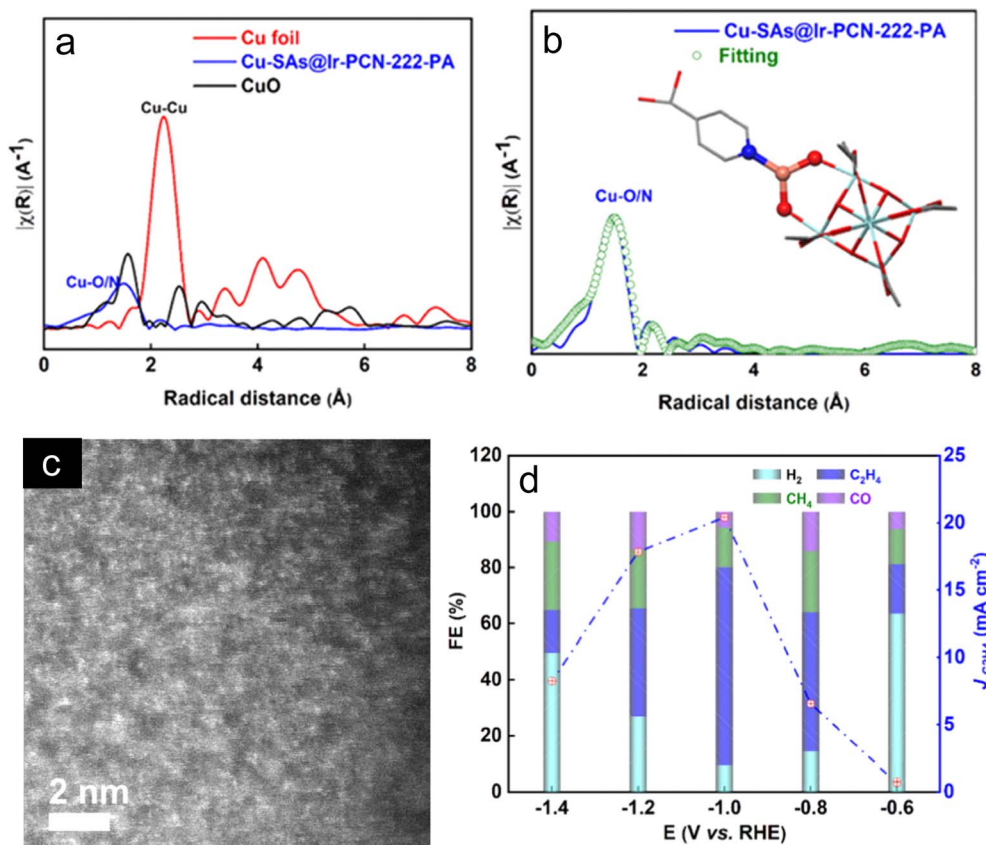


Fig. 26 (a) EXAFS of Cu-SAs@Ir-PCN-222-PA, CuO, and Cu foil at the Cu K-edge and (b) EXAFS fitting curves from  $R$  space results of Cu-SAs@Ir-PCN-222-PA. (c) Aberration-corrected HAADF-STEM images of Cu-SAs@Ir-PCN-222-PA. (d) Faradaic efficiency (FE) and C<sub>2</sub>H<sub>4</sub> partial current densities (red circle) on Cu-SAs@Ir-PCN-222-PA at various applied potentials. Reprinted (adapted) with permission from ref. 164. Copyright© 2024, American Chemical Society.

calculated to be 2.72 eV, thermodynamically unfavourable under the given conditions which align with the experimental proof.

Copper catalysts are known for efficient CO<sub>2</sub>RR but are challenged by high overpotential and low faradaic efficiency.<sup>165,166</sup> Chen and coworkers performed computational analysis for a Cu-dimer on the C<sub>2</sub>N layer for the eCO<sub>2</sub>RR to study the effect of Cu-DAC on N-doped graphene.<sup>135</sup> They proposed interconnected reaction pathways for the formation of methane, methanol, and ethylene (Scheme 1). The proposed CuSn DAC binds through the MOF structure within a proximity distance of 2 Å without forming a Cu–Sn bond (Fig. 27). The ethylene formation mechanism was studied at zero potential, and promising results were found for the eCO<sub>2</sub>RR with the most important step being CO–CO coupling with 0.76 eV energy. This proved that hydrogenation of \*CO to \*COH (1.16 eV) or \*CHO (1.44 eV) was thermodynamically unfavorable. Their study of competing reactions revealed the HER to be at 0.71 eV, which is slightly lower than that of ethylene formation (Fig. 27). To resolve this, they proposed adjustment of the electrolyte pH and the use of non-aqueous solutions to suppress the HER process.<sup>167</sup> This method of adjusting the pH to suppress or enhance the efficacy of the HER in DACs has been thoroughly studied by Fan and coworkers for tungsten-based DACs.<sup>168</sup>

Following Chen's work, Zhang's group<sup>169</sup> and Zheng's group<sup>170</sup> performed the eCO<sub>2</sub>RR using a Cu-dimer on a MOF surface with quite discrete outcomes. Zhang and coworkers used boron-imidazolate framework (BIF) as the support. They formed two catalysts on MOF nanosheets: Cu<sub>2</sub>[BH(mim)<sub>3</sub>]<sub>2</sub>Cl<sub>2</sub> (BIF-102, mim = 2-methylimidazole) and Cu<sub>2</sub>[BH(mim)<sub>3</sub>]<sub>2</sub>HCOO<sub>2</sub> (BIF-103). The eCO<sub>2</sub>RR was performed in 0.5 M KHCO<sub>3</sub> electrolyte to give a current density of 12.1 mA cm<sup>-2</sup> at 0.94 V vs. RHE (Fig. 28). The FE<sub>C<sub>2</sub></sub> for BIF-102 at -1.0 V vs. RHE was ca. 12% while that of BIF-103 was near 8%. Interestingly all these electrocatalytic reactions provide only ethylene with traces of ethane.

Zheng and coworkers synthesized Cu and CuNi SACs on the MOF surface similar to Zhang's work but on a C–N MOF (BTC MOF) through pyrolysis.<sup>170</sup> The EXAFS proved the two metals to be in the vicinity of each other at ca. 1.8 Å, and also HAADF displayed the metals to form in pairs indicating the formation of dual SACs or DACs. Their results were much more promising as the FE<sub>C<sub>2</sub></sub> for Cu-SAC was 91% constituting acetate (33%), ethylene (32%), ethanol (~20%), and *n*-propanol (~5%). These results were produced at a comparatively high potential of -1.66 V vs. RHE and a high current density of 90+ mA cm<sup>-2</sup> (Fig. 29). These experimental results were further supported by a DFT study indicating a barrier of 0.54 eV for ethylene

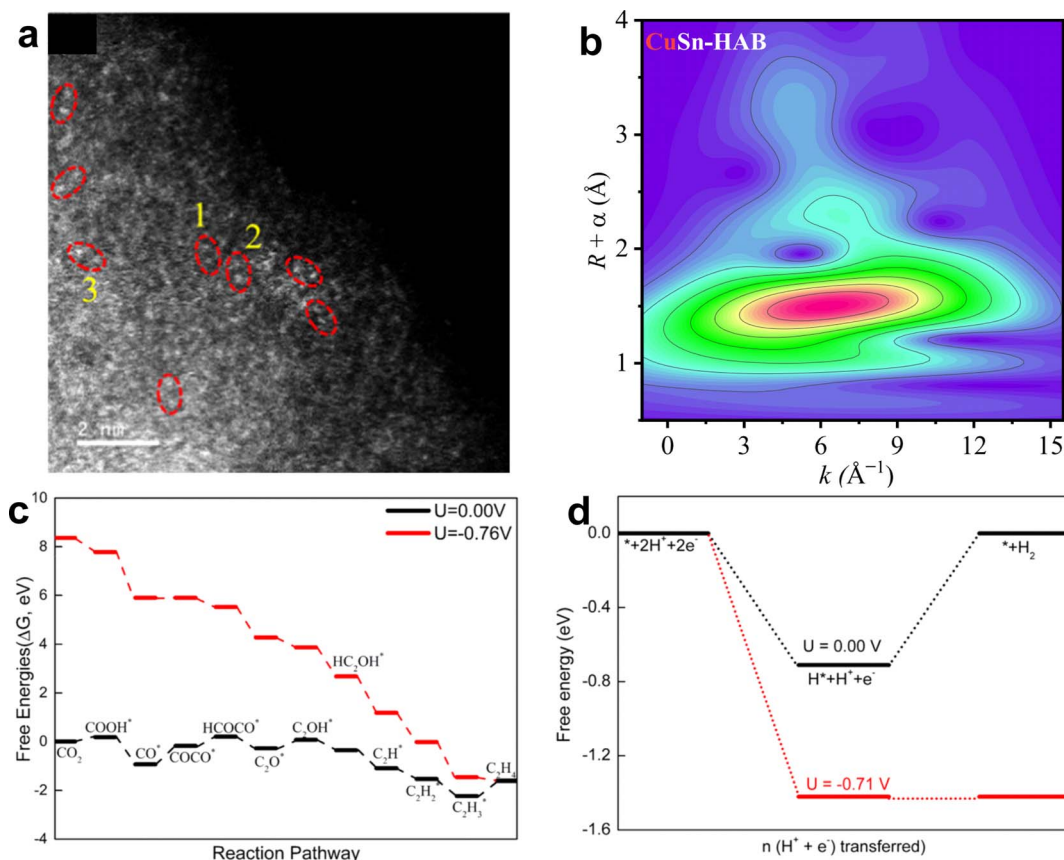


Fig. 27 (a) AC-HAADF-STEM image. (b) Wavelet transform (WT) contour plots of EXAFS for CuSn-HAB at the copper K-edge. (c) Free energy profile for the CO<sub>2</sub>RR to C<sub>2</sub>H<sub>4</sub> on Cu<sub>2</sub>@C<sub>2</sub>N at 0.00 and -0.76 V. (d) Free energy profile for the HER on Cu<sub>2</sub>@C<sub>2</sub>N at 0 and -0.71 V. Reprinted (adapted) with permission from ref. 135. Copyright© 2023, American Chemical Society.

formation, displaying better performance than any SAC, thus indicating the presence of synergistic effects between the metals as in DACs. These results reported by Chen, Zhang, Zheng and their coworkers on Cu-SACs indicate that finely synthesized MOFs are a better option for a support at higher potentials. Thus, DACs with tuned MOFs can provide better results for C<sub>2+</sub> product formations.

Mei and coworkers performed a computational study on a DAC-EDTA complex anchored on MOF-808 by using a series of metals (M<sub>1</sub>/M<sub>2</sub>) such as Fe, Cu, Ni, Pt, and Au as metals for DAC (MOF-808-EDTA-M<sub>1</sub>M<sub>2</sub>).<sup>141</sup> It was found that the formation of MOF-808-EDTA-FeFe, MOF-808-EDTA-FePt, and MOF-808-EDTA-NiFe was thermodynamically favourable, with Gibbs free energy values of -1.33, -0.47, and -0.21 eV, respectively. All catalysts were studied for comparison of the CO<sub>2</sub> to COOH/HCOO formation *vs.* the HER, with MOF-808-EDTA-FeFe and MOF-808-EDTA-FePt being better at the eCO<sub>2</sub>RR than at the HER (Fig. 30).

Thus, these two catalysts were further explored for the CO<sub>2</sub> reduction process, which revealed the inefficiency of the catalysts facilitate protonation of the \*CO group to \*COH (MOF-808-EDTA-FeFe  $\Delta G = 1.9$  eV; MOF-808-EDTA-FePt  $\Delta G = 2.02$  eV). This further proceeded through the \*CHO-\*CO coupling step to form ethanol, ethylene, and ethane. The energy barriers

calculated at zero potential are given in Table 2.<sup>160</sup> The DFT study endorsed that only MOF-808-EDTA-FeFe and MOF-808-EDTA-FePt catalysts were the most efficient for the eCO<sub>2</sub>RR to get ethanol and ethane.

Men and coworkers explored the catalytic potential of Ni<sub>2</sub>@C<sub>2</sub>N, Co<sub>2</sub>@C<sub>2</sub>N, and NiCo@C<sub>2</sub>N as representative models to examine how the cooperation of metallic dimer sites influences the eCO<sub>2</sub>RR using the DFT.<sup>140</sup> They found that these dimer sites are stabilized within the 2D C<sub>2</sub>N thin layer through the creation of polarized and hybridized metal-N bonds, maintaining their structural integrity even at temperatures up to 500 K, particularly for NiCo@C<sub>2</sub>N and Co<sub>2</sub>@C<sub>2</sub>N. The collaborative action of metallic dimers was elucidated by examining the electronic resonance of 3d-states within Ni-Ni, Co-Co, and Ni-Co dimer sites, as well as their shortened metallic bond lengths. Interestingly, co-adsorbed species such as \*H, \*OH, and \*CO did not deactivate the metallic dimer sites, thereby ensuring the availability of active sites for a continuous eCO<sub>2</sub>RR cycle and facilitating multiple competing reaction pathways. Among these catalysts, NiCo@C<sub>2</sub>N, with a limiting potential of -0.25 V, was identified as the most effective for catalyzing the CO<sub>2</sub>RR towards methane (CH<sub>4</sub>) formation, followed by Co<sub>2</sub>@C<sub>2</sub>N ( $U_L = -0.30$  V) and Ni<sub>2</sub>@C<sub>2</sub>N ( $U_L = -0.67$  V). Though the catalysts depicted good efficacy for CH<sub>4</sub> formation, the formation of C<sub>2</sub> products



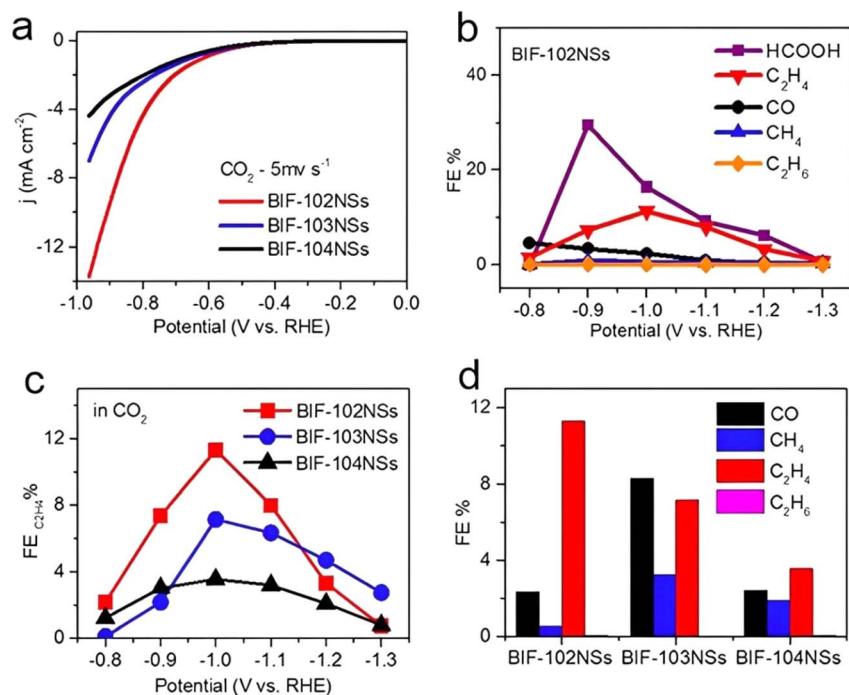


Fig. 28 (a) LSV curves of electrocatalysts in CO<sub>2</sub> saturated 0.5 M KHCO<sub>3</sub> electrolyte. (b) The FE of valuable gas and liquid products of BIF-102NSs electrocatalysts at different applied potentials. (c) The FE<sub>C<sub>2</sub>H<sub>4</sub></sub> of BIF-102NSs, BIF-103NSs, and BIF-104NSs electrocatalysts at different applied potentials. (d) Comparison of the CO<sub>2</sub>RR gas production activity between electrocatalysts at -1.0 V vs. RHE in CO<sub>2</sub> saturated electrolyte. Reproduced from ref. 169, Copyright© 2021 Wiley-VCH GmbH.

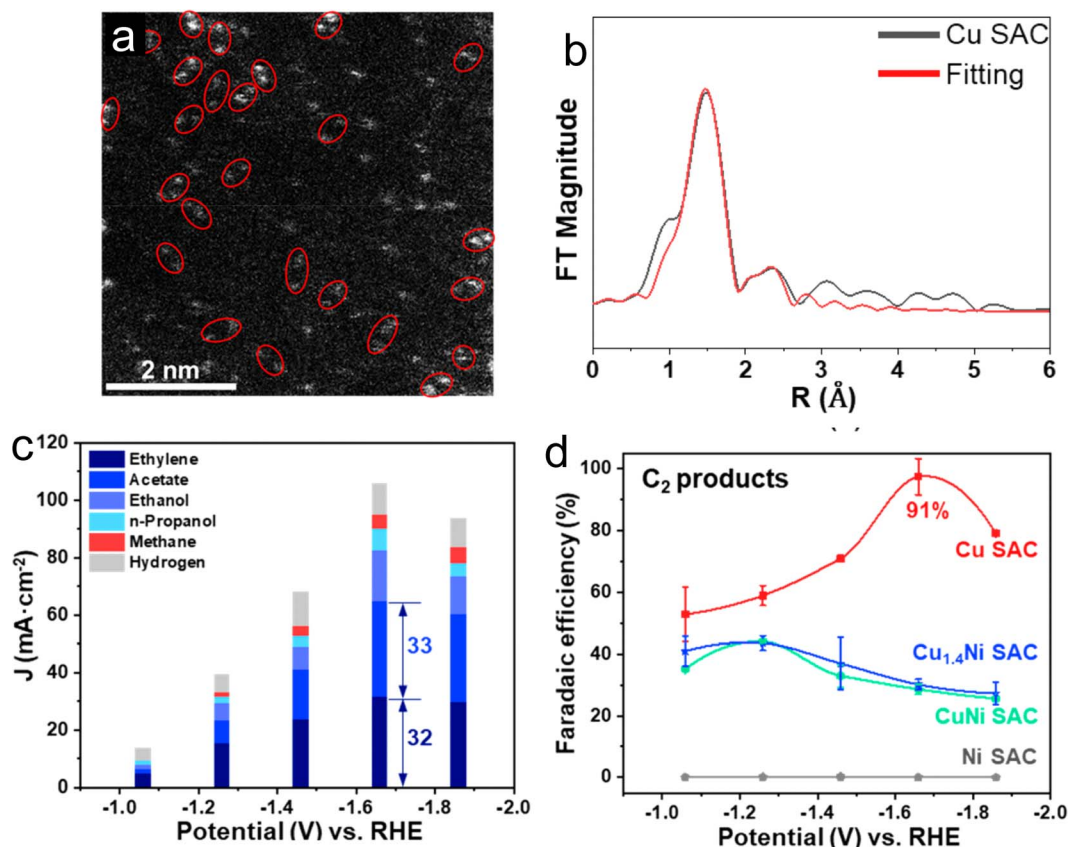
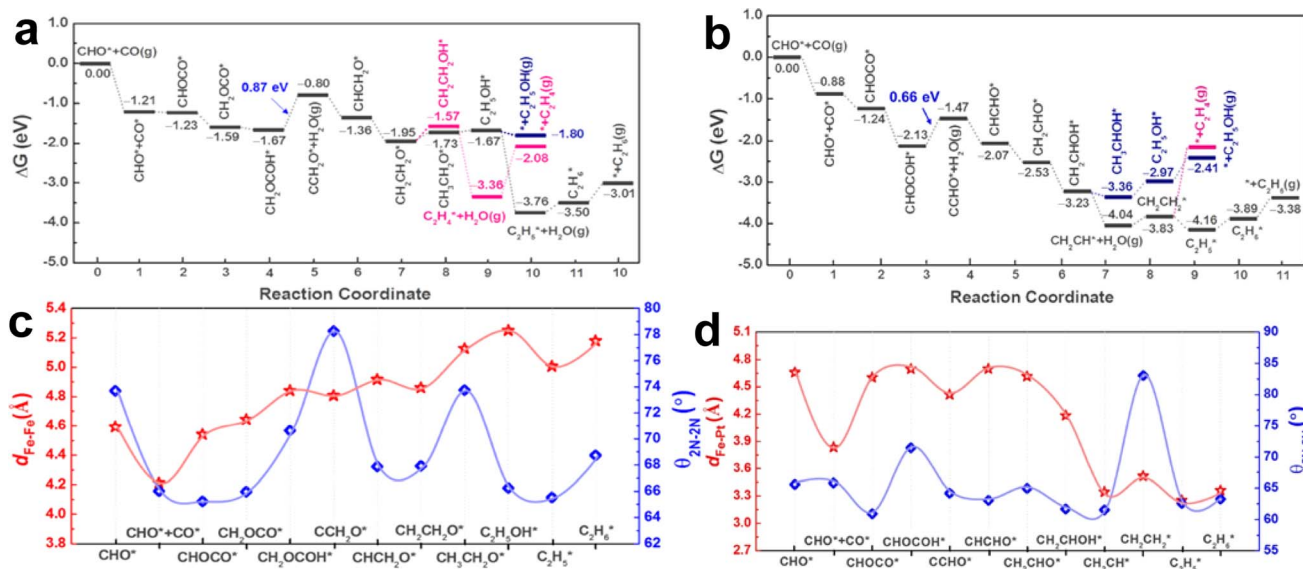


Fig. 29 (a) HAADF-STEM image of the dual Cu SAC. The dual Cu atomic sites are highlighted with red circles, and (b) Cu K-edge EXAFS fittings of dual Cu SAC. (c) Partial current densities on dual Cu SAC at different working potentials, and (d) faradaic efficiencies of C<sub>2</sub><sup>+</sup> products on dual Cu SAC at different potentials. Reprinted (adapted) with permission from ref. 170. Copyright© 2021, American Chemical Society.



**Fig. 30** (a and b) Calculated Gibbs free energy profiles for CO<sub>2</sub> electroreduction to C<sub>2</sub>H<sub>6</sub> (dark), C<sub>2</sub>H<sub>4</sub> (red), and C<sub>2</sub>H<sub>5</sub>OH (navy) over MOF-808-EDTA-FeFe and MOF-808-EDTA-FePt, respectively. (c and d) Configuration evolution with varying values of  $d_{\text{Fe-Fe}}$  and  $d_{\text{Fe-Pt}}$  (left Y axis) and  $\theta_{2\text{N-2N}}$  (right Y axis), respectively in the CO<sub>2</sub>RR process. Reprinted (adapted) with permission from ref. 141. Copyright© 2023, American Chemical Society.

**Table 2** Energy barriers (ΔG) for the formation of C<sub>2</sub> products by MOF-808-EDTA-FeFe and MOF-808-EDTA-FePt catalysts

Catalyst	Desorption energy (G)		
	Ethanol	Ethene	Ethane
MOF-808-EDTA-FeFe	0.87 eV	1.28 eV	0.87 eV
MOF-808-EDTA-FePt	0.95 eV	1.66 eV	0.66 eV

such as ethylene was relatively low due to the substantial energy required for intermediate formation across all three catalysts (Fig. 31). The high stability of \*CO ruled out the possibility of C-C coupling products.

Singh and coworkers performed computational analysis on a series of metal DACs supported on N-doped graphene for the eCO<sub>2</sub>RR.<sup>171</sup> This study constituted a comparative study of twenty-one DACs and their respective bulks. It was found that the DACs were more stable than the bulk. DFT calculations were performed to find an efficient descriptor for preliminary studies and rule out the DACs that didn't follow the given conditions. The first descriptor applied was the binding energy of the metal to \*OH (G(\*OH)), \*H (G(\*H)), and \*CO (G(\*CO)); strong binding (<−0.9 eV) indicates diminished CO<sub>2</sub> hydrogenation efficiency of the DACs. Thus, Cr–Cr, Mn–Mn, and Cr–Mn DACs were ruled out due to strong G(\*OH) and G(\*H) binding energies. Similarly, more descriptors at a threshold of 0.75 eV, as given in Fig. 32, were applied to reach the best DACs that could perform the CO<sub>2</sub>RR to yield C<sub>2</sub> products. Each bond in the structure describes a heterometal DAC while the lobes on the metal indicate a homonuclear DAC. The group further tracked the transition state for the coupling of \*CO–\*CHO in all the best catalysts, considering an energy barrier of 0.75 eV and below to be efficient for the coupling step.

Thus, the reaction paths and the limiting potentials calculated showed nine promising catalysts with −0.80 V or higher limiting potential. In the coupling step, six DACs (Cr–Cu, Mn–Cu, Co–Ni, Co–Cu, Ni–Cu, and Co–Co) exhibited energy barriers lower than the threshold value of 0.75 eV. All of these six DACs have a higher selectivity for the C<sub>2</sub> process between the HER and CO<sub>2</sub>RR compared to Cu(211)<sup>172,173</sup> and Au(211).<sup>174</sup> The AIMD results of the six DACs with the minimum limiting potential and acceptable energy barrier revealed that all of them exhibit high thermal stability at 500 K.

Similar work was conducted by Li and coworkers by performing a comprehensive computational study to examine the efficacy of twenty-six dimeric metal DACs. Through rigorous activity and selectivity screening, Mo<sub>2</sub>, W<sub>2</sub>, and Re<sub>2</sub> DACs were found to show comparatively good activity among the 26 DACs for ethylene formation by the eCO<sub>2</sub>RR (Fig. 33). The FE is 68.57% for Mo<sub>2</sub>-DAC and *ca.* 100% for Re<sub>2</sub>-DAC, which is higher than that of the Cu(111) surface, with a higher limiting potential ( $U_L$ ) of −1.4 V to 0.8 V *vs.* RHE.<sup>144</sup> Although the FE for ethylene formation is high, the high limiting potential confines the application of these DACs.

While Singh and coworkers worked on the identification of metal DACs on N-doped holey graphene for the CO<sub>2</sub>RR for the formation of C<sub>2</sub> products, a similar *ab initio* computational study by Zhao and co-workers signified the importance of substrates in DACs for CO<sub>2</sub> reduction particularly for higher order products.<sup>175</sup> The authors focused on eight different N-doped graphene (C<sub>x</sub>N<sub>y</sub>) surfaces (4N-V<sub>2</sub>, 5N-V<sub>3</sub>, 6N-V<sub>4</sub>(a), 6N-V<sub>4</sub>(b), 6N-V<sub>6</sub>, C<sub>2</sub>N, g-C<sub>3</sub>N<sub>4</sub>, and V<sub>6</sub> = graphene) where the % N in the material was varied from 3.6–15.6%. Among all, the 6N-V<sub>6</sub> support showed the least formation energy ( $E_{\text{form}} = 0.16 \text{ eV } \text{\AA}^{-1}$ ) and hence it was considered for further studies.

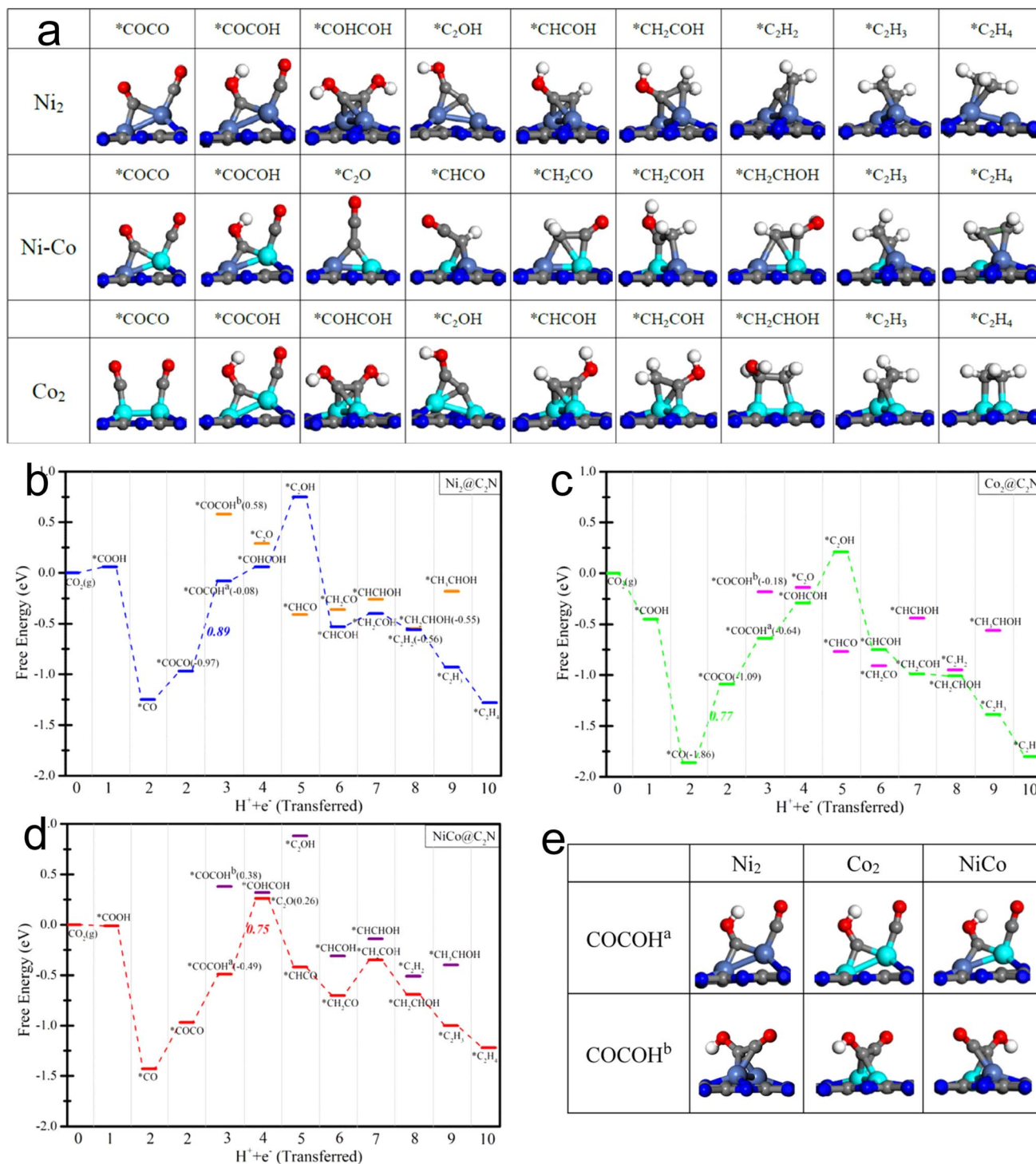


Fig. 31 (a) DFT-optimized structures along the primary reaction pathway of the  $\text{CO}_2\text{RR}$  toward  $\text{C}_2\text{H}_4$  formation. (b–d) Free energy profiles of the  $\text{CO}_2\text{RR}$  toward  $\text{C}_2\text{H}_4$  formation at 0 V (vs. RHE). (e) Two optimized isomeric structures of the  $\text{COCO}^{\text{H}}$  intermediate.  $\text{COCO}^{\text{H}}{}^{\text{a}}$ : decoupled configuration;  $\text{COCO}^{\text{H}}{}^{\text{b}}$ : coupled configuration. Reprinted (adapted) with permission from ref. 142. Copyright© 2019, American Chemical Society.

The binding energy of homonuclear transition metal DACs (Sc to Cu) on 6N-V<sub>6</sub> was evaluated, which showed an increasing instability trend as the number of electrons on the metal center increased. The adsorption energy for single and double  $\text{CO}_2$  on the DACs was studied as given in Fig. 34, the early transition metal DACs showed higher binding energy which

was found to be decreased across the period. However, the high activity of the Sc–Sc dimer can be related to the fact that the size of the DAC was larger than that of the hole available on the  $\text{C}_x\text{N}_y$ -sheet which caused Sc–Sc DAC to be positioned out of the plane.



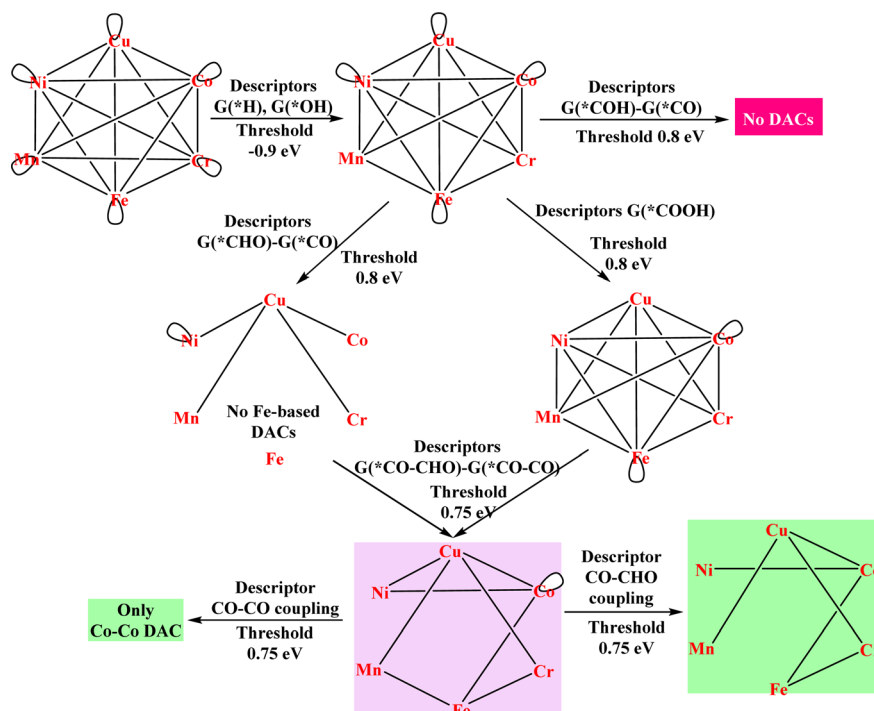


Fig. 32 Every bond in the network describes a heteronuclear DAC while the lobes on metals describe a homonuclear DAC. The descriptors define the path while the catalysts above the threshold value are ruled out from further analysis.

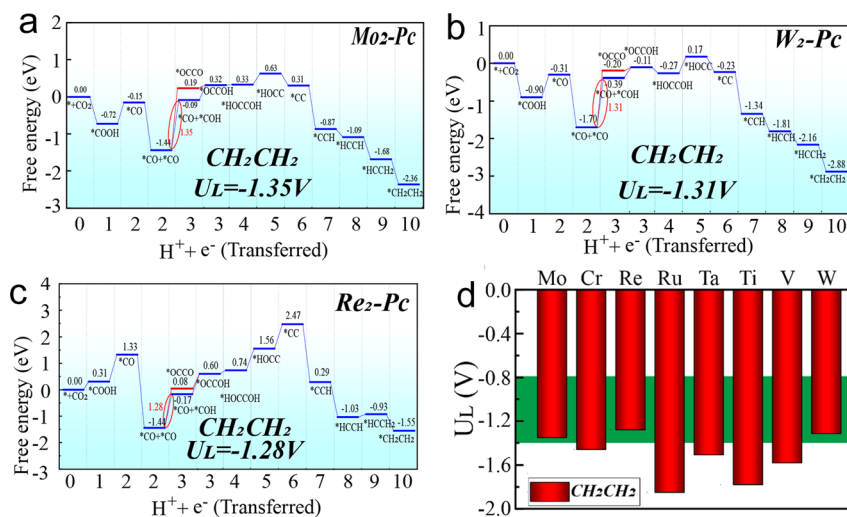


Fig. 33 Free-energy profiles for the CO<sub>2</sub>RR at zero applied voltage vs. CHE for (a) Mo<sub>2</sub>-DAC, (b) W<sub>2</sub>-DAC and (c) Re<sub>2</sub>-DAC. (d) Histogram of limiting potential of CO<sub>2</sub> reduced to CH<sub>2</sub>CH<sub>2</sub>. CO<sub>2</sub> reduced to CH<sub>2</sub>CH<sub>2</sub> on the Cu(111) surface is shaded green. Reproduced from ref. 144, Copyright© 2024 Wiley-VCH GmbH.

The hypothesis considered by the authors was that the DACs capable of activating two CO<sub>2</sub> molecules simultaneously exhibit a better probability of forming C-C coupled products and this was a significant insight into getting C<sub>2+</sub> products. Adsorption of CO, protonation of CO and the energy barrier of C-C coupling of protonated intermediates are considered the key steps of the eCO<sub>2</sub>RR (Fig. 14). Since the Fe<sub>2</sub> dimer displayed good adsorption energy for both CO<sub>2</sub> and also had enough experimental data to back the synthesis of similar DACs, it was considered for

further analysis on the C<sub>x</sub>N<sub>y</sub> supports. The C<sub>1</sub> and C<sub>2</sub> product formation pathways were studied for the Fe<sub>2</sub>-C<sub>x</sub>N<sub>y</sub> catalysts. Among them, Fe<sub>2</sub>-C<sub>2</sub>N displayed great efficiency for ethanol formation with a barrier of *ca.* 0.94 eV. The adsorption competition between CO<sub>2</sub> and H\* species was studied to find 5N-V<sub>3</sub>, 6N-V<sub>6</sub>, C<sub>2</sub>N, g-C<sub>3</sub>N<sub>4</sub>, and V<sub>6</sub> doped with the Fe-dimer to show better eCO<sub>2</sub>RR efficacy than 4N-V<sub>2</sub>, 6N-V<sub>4</sub>(a) and 6N-V<sub>4</sub>(b).

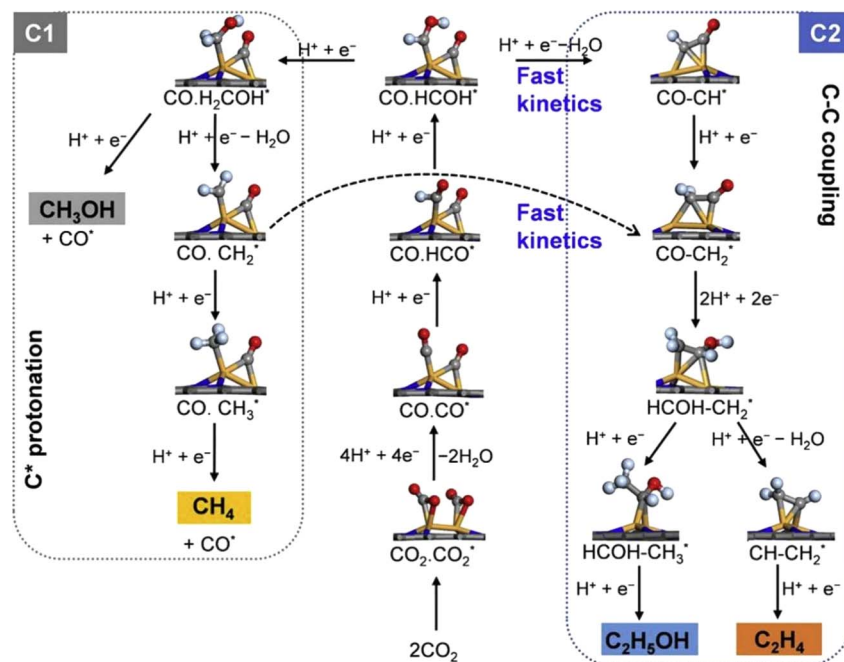


Fig. 34 The CO<sub>2</sub> reduction pathways to various C<sub>1</sub> and C<sub>2</sub> products on the supported Fe<sub>2</sub> dimer.<sup>175</sup>

## Summary

In conclusion, the exploration of DACs for the reduction of CO<sub>2</sub> to various value-added products marks a significant advancement in the field of catalysis. Through comprehensive research efforts and meticulous investigations, DACs have demonstrated promising potential in facilitating the conversion of CO<sub>2</sub> into a spectrum of desirable compounds including CO, formate, formic acid, methanol, methane, ethanol, ethene, and beyond. The versatility of DACs lies in their ability to finely tune catalytic properties through precise control over the composition, structure, and electronic properties of dual metal atoms. Throughout this review, numerous studies have showcased the remarkable performance of DACs in enhancing the selectivity, efficiency, and overall catalytic activity for the CO<sub>2</sub> reduction reaction. Notably, DACs have shown superior behaviour compared to traditional single-metal catalysts, attributed to the synergistic effects arising from the interaction between two different metal atoms to facilitate coordination between oxygen and carbon atoms. The cooperative action of DACs not only promotes the activation of CO<sub>2</sub> molecules but also facilitates their subsequent conversion into specific target products with high selectivity.

Moreover, the insights gained from mechanistic studies, computational modelling, and experimental investigations have provided valuable guidance for the rational design and optimization of DACs tailored for specific CO<sub>2</sub> reduction pathways. The development of DACs holds immense promise for addressing the pressing global challenge of CO<sub>2</sub> emissions while simultaneously offering opportunities for the sustainable production of valuable chemicals and fuels.

## Challenges and future scope

While research on DACs holds promise, several challenges and areas for future development warrant attention. Developing reliable and scalable synthesis methods for DACs remains a significant challenge. Additionally, characterizing DAC structures at atomic resolution poses technical difficulties due to their intricate nature and complexity in synthesis. The loading of active metals in DACs is generally low, leading to the production of low current density. Simple and large-scale synthesis of DACs with precise and uniform metal active centres is directly related to the practical value of DACs. Enhancing the activity and selectivity of DACs for specific reactions is crucial for practical applications. Therefore, developing and optimizing synthesis strategies to obtain high metal atom loadings and stable DACs is urgently needed.

Looking ahead, DACs can reduce the use of noble metal bulk catalysts drastically as DACs only use 1–2 wt% of metal. This leads to a decrease in the cost of the catalyst thus making the whole reaction more economical. Although this is true, the synthesis of DACs is presently expensive due to the complex process and use of intricate techniques for synthesis and characterization. This limits the large-scale production and commercialization of DACs, which can be overcome in the future by finding new methods, precursors, and substrates for the efficient synthesis of DACs. Further research endeavours are warranted to delve deeper into the intricate mechanisms governing DAC-catalyzed CO<sub>2</sub> reduction processes and to overcome remaining challenges such as improving stability, scalability, and economic viability while reducing the current density and working potential of the catalysts. With continued interdisciplinary efforts and innovative approaches, DACs are poised to

play a pivotal role in advancing the frontier of CO<sub>2</sub> utilization toward a greener and more sustainable future.

## Data availability

This is a review article hence there is no experimental data associated with this article.

## Author contributions

VA ideated the work and VA, SVP and DK contributed in manuscript writing.

## Conflicts of interest

The authors declare that there are no conflicts of interest.

## Acknowledgements

VA acknowledges SERB-CRG (File No. CRG/2022/003758) for the funding. VA, SVP, and DK acknowledge the Department of Chemistry, Ashoka University, and Axis bank for the infrastructure and facilities. SVP and DK acknowledge Ashoka University for a PhD fellowship.

## References

- 1 NASA, *Evidence for Human-Caused Climate Change*, retrieved April 12, 2024, <https://science.nasa.gov/climate-change/>.
- 2 S. Nagireddi, J. R. Agarwal and D. Vedapuri, *ACS Eng. Au*, 2024, **4**, 22–48.
- 3 IEA, *CCUS in Clean Energy Transitions*, IEA, Paris, 2020, <https://www.iea.org/reports/ccus-in-clean-energy-transitions>, Licence: CC BY 4.0.
- 4 IEA, *Global CO<sub>2</sub> Emissions from Energy Combustion and Industrial Processes, 1900–2022*, IEA, Paris, <https://www.iea.org/data-and-statistics/charts/global-co2-emissions-from-energy-combustion-and-industrial-processes-1900-2022>, License: CC BY 4.0.
- 5 E. A. Quadrelli, G. Centi, J.-L. Duplan and S. Perathoner, *ChemSusChem*, 2011, **4**, 1194–1215.
- 6 H. Xing, S. Spence and H. Chen, *Renewable Sustainable Energy Rev.*, 2020, **134**, 110222.
- 7 R. Sen, A. Goeppert and G. K. Surya Prakash, *Angew. Chem., Int. Ed.*, 2022, **61**, e202207278.
- 8 A. Goeppert, M. Czaun, J. P. Jones, G. S. Prakash and G. A. Olah, *Chem. Soc. Rev.*, 2014, **43**, 7995–8048.
- 9 M. Samolia and V. Avasare, *ACS Appl. Energy Mater.*, 2023, **6**, 10748–10760.
- 10 C. Hepburn, E. Adlen, J. Beddington, E. A. Carter, S. Fuss, N. MacDowell, J. C. Minx, P. Smith and C. K. Williams, *Nature*, 2019, **575**, 87–97.
- 11 <https://www.methanex.com/news/release/methanex-reports-first-quarter-2023-results/> accessed on 12th April 2024.
- 12 D. H. Nam, P. De Luna, A. Rosas-Hernández, A. Thevenon, F. Li, T. Agapie, J. C. Peters, O. Shekha, M. Eddaoudi and E. H. Sargent, *Nat. Mater.*, 2020, **19**, 266–276.
- 13 L. Sun, V. Reddu, A. C. Fisher and X. Wang, *Energy Environ. Sci.*, 2020, **13**, 374–403.
- 14 S. Fukuzumi and D. Hong, *Eur. J. Inorg. Chem.*, 2014, **2014**, 645–659.
- 15 H. Lee, X. Wu and L. Sun, *Nanoscale*, 2020, **12**, 4187–4218.
- 16 R. Luque and A. S. Burange, *Heterogeneous Catalysis*, American Chemical Society, 2022.
- 17 *Heterogeneous Catalysts: Advanced Design, Characterization, and Applications*, ed. W. Y. Teoh, A. Urakawa, Y. H. Ng and P. Sit, John Wiley & Sons, 2021, vol. 2.
- 18 A. Harriman, I. J. Pickering, J. M. Thomas and P. A. Christensen, *J. Chem. Soc., Faraday Trans. 1*, 1988, **84**, 2795–2806.
- 19 B. T. Qiao, A. Q. Wang, X. F. Yang, L. F. Allard, Z. Jiang, Y. T. Cui, J. Y. Liu, J. Li and T. Zhang, *Nat. Chem.*, 2011, **3**, 634–641.
- 20 G. Kyriakou, M. B. Boucher, A. D. Jewell, E. A. Lewis, T. J. Lawton, A. E. Baber, H. L. Tierney, M. Flytzani-Stephanopoulos and E. C. H. Sykes, *Science*, 2012, **335**, 1209–1212.
- 21 H. Yook, J. Hwang, W. Yeo, J. Bang, J. Kim, T. Y. Kim, J.-S. Choi and J. W. Han, *Adv. Mater.*, 2023, **35**, 2204938.
- 22 Z. Li, R. Ge, J. Su and L. Chen, *Adv. Mater. Interfaces*, 2020, **7**, 2000396.
- 23 X. Zheng, P. Li, S. Dou, W. Sun, H. Pan, D. Wang and Y. Li, *Energy Environ. Sci.*, 2021, **14**, 2809–2858.
- 24 J. Xi, H. S. Jung, Y. Xu, F. Xiao, J. W. Bae and S. Wang, *Adv. Funct. Mater.*, 2021, **31**, 2008318.
- 25 L. Zhang, K. Doyle-Davis and X. Sun, *Energy Environ. Sci.*, 2019, **12**, 492–517.
- 26 B. Singh, M. B. Gawande, A. D. Kute, R. V. Varma, P. Fornasiero, P. McNeice, R. V. Jagadeesh, M. Beller and R. Zboril, *Chem. Rev.*, 2021, **121**, 13620–13697.
- 27 W. H. Li, J. Yang, D. Wang and Y. Li, *Chem*, 2022, **8**, 119–140.
- 28 G. Yasin, A. Kumar, S. Ajmal, M. A. Mushtaq, M. Tabish, A. Saad, M. A. Assiri, M. T. Nazir and Q. Zhuo, *Coord. Chem. Rev.*, 2024, **501**, 215589.
- 29 F. Yang and W. Xu, *J. Mater. Chem. A*, 2022, **10**, 5673–5698.
- 30 Y. Ouyang, L. Shi, X. Bai, Q. Li and J. Wang, *Chem. Sci.*, 2020, **11**, 1807–1813.
- 31 L. Li, K. Yuan and Y. Chen, *Acc. Mater. Res.*, 2022, **3**, 584–596.
- 32 F. Abild-Pedersen, J. Greeley, F. Studt, J. Rossmeisl, T. R. Munter, P. G. Moses, E. Skulason, T. Bligaard and J. K. Nørskov, *Phys. Rev. Lett.*, 2007, **99**, 016105.
- 33 F. Calle-Vallejo, D. Loffreda, M. Koper and P. Sautet, *Nat. Chem.*, 2015, **7**, 403–410.
- 34 M. M. Montemore and J. W. Medlin, *Catal. Sci. Technol.*, 2014, **4**, 3748–3761.
- 35 A. A. Peterson and J. K. Nørskov, *J. Phys. Chem. Lett.*, 2012, **3**, 251–258.
- 36 C. Shi, H. A. Hansen, A. C. Lausche and J. K. Nørskov, *Phys. Chem. Chem. Phys.*, 2014, **16**, 4720–4727.

- 37 Y. Li and Q. Sun, *Adv. Energy Mater.*, 2016, **6**, 1600463.
- 38 W. Yang, Z. Jia, B. Zhou, L. Wei, Z. Gao and H. Li, *Commun. Chem.*, 2023, **6**, 6.
- 39 M. Huang, H. Meng, J. Luo, H. Li, Y. Feng and X.-X. Xue, *J. Phys. Chem. Lett.*, 2023, **14**, 1674–1683.
- 40 W. Zhang, Y. Chao, W. Zhang, J. Zhou, F. Lv, K. Wang, F. Lin, H. Luo, J. Li, M. Tong, E. Wang and S. Guo, *Adv. Mater.*, 2021, **33**, 2102576.
- 41 A. M. R. Zawadzki, A. J. Nielsen, R. E. Tankard and J. Kibsgaard, *ACS Catal.*, 2024, **14**, 1121–1145.
- 42 A. Pedersen, J. Barrio, A. Li, R. Jervis, D. J. L. Brett, M. M. Titirici and I. E. L. Stephens, *Adv. Energy Mater.*, 2022, **12**, 2102715.
- 43 Y. Li, Y. Li, H. Sun, L. Gao, X. Jin, Y. Li, L. V. Zhi, L. Xu, W. Liu and X. Sun, *Nano-Micro Lett.*, 2024, **16**, 139.
- 44 Y. Yang and S. Liu, *J. Phys. Chem. C*, 2024, **128**, 6269–6279.
- 45 J. Sun, L. Tao, C. Ye, Y. Wang, G. Meng, H. Lei, S. Zheng, C. Xing, X. Tao, P. Wu, J. Chen, S. Du, D. Wang and Y. Li, *J. Am. Chem. Soc.*, 2023, **145**, 7113–7122.
- 46 N. Zhang, X. Zhang, Y. Kang, C. Ye, R. Jin, H. Yan, R. Lin, J. Yang, Q. Xu, Y. Wang, Q. Zhang, L. Gu, L. Liu, W. Song, J. Liu, D. Wang and Y. Li, *Angew. Chem., Int. Ed.*, 2021, **60**, 13388–13393.
- 47 J. Zhu, M. Xiao, D. Ren, R. Gao, X. Liu, Z. Zhang, D. Luo, W. Xing, D. Su, A. Yu and Z. Chen, *J. Am. Chem. Soc.*, 2022, **144**, 9661–9671.
- 48 K. Li, Y. Wang, J. Lu, W. Ding, F. Huo, H. He and S. Zhang, *Cell Rep. Phys. Sci.*, 2023, **4**, 101435.
- 49 Z. He, K. He, A. W. Robertson, A. I. Kirkland, D. Kim, J. Ihm, E. Yoon, G.-D. Lee and J. H. Warner, *Nano Lett.*, 2014, **14**, 3766–3772.
- 50 J. Shi, R. Li, J. Zhang, Y. Wang, W. Ma, Z. Yue, C. Jin, Y. Liu, L. Zheng, J. Bai, X. Li, K. Leng and Y. Qu, *ACS Appl. Mater. Interfaces*, 2024, **16**, 889–897.
- 51 J. Fu, J. Dong, R. Si, K. Sun, J. Zhang, M. Li, N. Yu, B. Zhang, M. G. Humphrey, Q. Fu and J. Huang, *ACS Catal.*, 2021, **11**, 1952–1961.
- 52 X. Han and S. Yang, *Chem*, 2022, **8**, 2584–2586.
- 53 J. Jiao, R. Lin, S. Liu, W.-C. Cheong, C. Zhang, Z. Chen, Y. Pan, J. Tang, K. Wu, S.-F. Hung, H. M. Chen, L. Zheng, Q. Lu, X. Yang, B. Xu, H. Xiao, J. Li, D. Wang, Q. Peng, C. Chen and Y. Li, *Nat. Chem.*, 2019, **11**, 222–228.
- 54 J.-H. Dou, L. Sun, Y. Ge, W. Li, C. H. Hendon, J. Li, S. Gul, J. Yano, E. A. Stach and M. Dinca, *J. Am. Chem. Soc.*, 2017, **139**, 13608–13611.
- 55 Z.-H. Zhao, J.-R. Huang, P.-Q. Liao and X.-M. Chen, *J. Am. Chem. Soc.*, 2023, **145**, 26783–26790.
- 56 Y. X. Zhang, S. Zhang, H. Huang, X. Liu, B. Li, Y. Lee, X. Wang, Y. Bai, M. Sun, Y. Wu, S. Gong, X. Liu, Z. Zhuang, T. Tan and Z. Niu, *J. Am. Chem. Soc.*, 2023, **145**, 4819–4827.
- 57 X. Zhu, G. Liu, X. Tao, P. Huang, Q. Wang, G. Chen, J. Yang, L. Zhang and Y. Zhou, *ACS Omega*, 2023, **8**, 41708–41717.
- 58 A. Mehmood, J. Pampel, G. Ali, H. Y. Ha, F. Ruiz-Zepeda and T.-P. Fellinger, *Adv. Energy Mater.*, 2018, **8**, 1701771.
- 59 L. Li, C. Chen, R. Cao, Z. Pan, H. He and K. Zhou, *Appl. Catal., B*, 2020, **268**, 118747.
- 60 P. Munnik, P. E. de Jongh and K. P. de Jong, *Chem. Rev.*, 2015, **115**, 6687–6718.
- 61 S. Zhang, Y. Wu, Y. X. Zhang and Z. Niu, *Sci. China: Chem.*, 2021, **64**, 1908–1922.
- 62 Y. Zhou, E. Song, W. Chen, C. U. Segre, J. Zhou, Y.-C. Lin, C. Zhu, R. Ma, P. Liu, S. Chu, T. Thomas, M. Yang, Q. Liu, K. Suenaga, Z. Liu, J. Liu. and J. Wang, *Adv. Mater.*, 2020, **32**, 2003484.
- 63 J. Fonseca and J. Lu, *ACS Catal.*, 2021, **11**, 7018–7059.
- 64 Z. Gao and Y. Qin, *Acc. Chem. Res.*, 2017, **50**, 2309–2316.
- 65 L. Zhang, R. Si, H. Liu, N. Chen, Q. Wang, K. Adair, Z. Wang, J. Chen, Z. Song, J. Li, M. N. Banis, R. Li, T.-K. Sham, M. Gu, L.-M. Liu, G. A. Botton and X. Sun, *Nat. Commun.*, 2019, **10**, 4936.
- 66 S. Y. Kim, B. J. Cha, S. Saqlain, H. O. Seo and Y. D. Kim, *Catalysts*, 2019, **9**, 266.
- 67 C. Chen, M. Sun, K. Wang and Y. Li, *SmartMat*, 2022, **3**, 533–564.
- 68 T. He, A. R. P. Santiago, Y. Kong, M. A. Ahsan, R. Luque, A. Du and H. Pan, *Small*, 2022, **18**, 2106091.
- 69 X. Ma, J. Albertsma, D. Gabriels, R. Horst, S. Polat, C. Snoeks, F. Kapteijn, H. B. Eral, D. A. Vermaas, B. Mei, S. d. Beer and M. A. Veen, *Chem. Soc. Rev.*, 2023, **52**, 3741.
- 70 P. Mathur, S. Chatterjee and V. D. Avasare, *Adv. Organomet. Chem.*, 2007, **55**, 201–277.
- 71 A. Haynes, Acetic Acid Synthesis by Catalytic Carbonylation of Methanol, in *Catalytic Carbonylation Reactions. Topics in Organometallic Chemistry*, ed. M. Beller, Springer, Berlin, Heidelberg, 2006, vol 18.
- 72 I. Ojima, C.-Y. Tsai, M. Tzamarioudaki and D. Bonafoux, The Hydroformylation Reaction, in *Organic Reactions*, 2004.
- 73 J. October, K. Köhnke, N. Thanheuser, A. J. Vorholt and W. Leitner, *Eur. J. Org. Chem.*, 2022, **2022**, e202201018.
- 74 W. D. Shafer, M. K. Gnanamani, U. M. Graham, J. Yang, C. M. Masuku, G. Jacobs and B. H. Davis, *Catalysts*, 2019, **9**, 259.
- 75 W. Ren, X. Tan, W. Yang, C. Jia, S. Xu, K. Wang, S. C. Smith and C. Zhao, *Angew. Chem., Int. Ed.*, 2019, **58**, 6972–6976.
- 76 J. Jiao, R. Lin, S. Liu, W. C. Cheong, C. Zhang, Z. Chen, Y. Pan, J. Tang, K. Wu, S. F. Hung, H. M. Chen, L. Zheng, Q. Lu, X. Yang, B. Xu, H. Xiao, J. Li, D. Wang, Q. Peng, C. Chen and Y. Li, *Nat. Chem.*, 2019, **11**, 222–228.
- 77 Y. Li, C. Chen, R. Cao, Z. Pan, H. He and K. Zhou, *Appl. Catal., B*, 2020, **268**, 118747.
- 78 Q. He, J. H. Lee, D. Liu, Y. Liu, Z. Lin, Z. Xie, S. Hwang, S. Kattel, L. Song and J. G. Chen, *Adv. Funct. Mater.*, 2020, **30**, 2000407.
- 79 N. Zhang, X. Zhang, Y. Kang, C. Ye, R. Jin, H. Yan, R. Lin, J. Yang, Q. Xu, Y. Wang, Q. Zhang, L. Gu, L. Liu, W. Song, J. Liu, D. Wang and Y. Li, *Angew. Chem., Int. Ed.*, 2021, **133**, 13500–13505.
- 80 H. Li, L. Wang, Y. Dai, Z. Pu, Z. Lao, Y. Chen, M. Wang, X. Zheng, J. Zhu, W. Zhang, R. Si, C. Ma and J. Zeng, *Nat. Nanotechnol.*, 2018, **13**, 411–417.
- 81 Q. N. Zhan, T. Y. Shuai, H. M. Xu, Z. J. Zhanga and G. R. Li, *J. Mater. Chem. A*, 2023, **11**, 7949–7986.
- 82 L. Hong, X. Liu, B. Chi, G. Xiab and H. Wang, *J. Mater. Chem. A*, 2023, **11**, 6321–6328.



- 83 Y. Wang, B. J. Park, V. K. Paidi, R. Huang, Y. Lee, K. J. Noh, K. S. Lee and J. W. Han, *ACS Energy Lett.*, 2022, **7**, 640–649.
- 84 Z. Jin, P. Li, Y. Meng, Z. Fang, D. Xiao and G. Yu, *Nat. Catal.*, 2021, **4**, 615–622.
- 85 X. Zhao, K. Zhao, Y. Liu, Y. Su, S. Chen, H. Yu and X. Quan, *ACS Catal.*, 2022, **12**, 11412–11420.
- 86 K. C. Li, Z. H. Wu, C. H. Ke, Y. C. Lee, J. F. Lee, J. M. Chen, S. C. Haw, F. T. Tsai and W. F. Liaw, *J. Mater. Chem. A*, 2023, **11**, 2377–2390.
- 87 M. J. Sun, Z. W. Gong, J. D. Yi, T. Zhang, X. Chen and R. Cao, *Chem. Commun.*, 2020, **56**, 8798–8801.
- 88 T. Ding, X. Liu, Z. Tao, T. Liu, T. Chen, W. Zhang, X. Shen, D. Liu, S. Wang, B. Pang, D. Wu, L. Cao, L. Wang, T. Liu, Y. Li, H. Sheng, M. Zhu and T. Yao, *J. Am. Chem. Soc.*, 2021, **143**, 11317–11324.
- 89 Q. Hao, H.-x. Zhong, J.-z. Wang, K.-h. Liu, J.-m. Yan, Z.-h. Ren, N. Zhou, X. Zhao, H. Zhang, D.-x. Liu, X. Liu, L.-w. Chen, J. Luo and X.-b. Zhang, *Nat. Synth.*, 2022, **1**, 719–728.
- 90 Y. N. Gong, C. Y. Cao, W. J. Shi, J. H. Zhang, J. H. Deng, T. B. Lu and D. C. Zhong, *Angew. Chem., Int. Ed.*, 2022, **61**, e202215187.
- 91 Y. N. Gong, L. Jiao, Y. Qian, C. Y. Pan, L. Zheng, X. Cai, B. Liu, S. H. Yu and H. L. Jiang, *Angew. Chem., Int. Ed.*, 2020, **59**, 2705–2709.
- 92 R. Sundararaman, W. A. Goddard and T. A. Arias, *J. Chem. Phys.*, 2017, **146**, 114104.
- 93 F. Li, H. Wen and Q. Tang, *J. Mater. Chem. A*, 2022, **10**, 13266–13277.
- 94 Y. Li, W. Shan, M. J. Zachman, M. Wang, S. Hwang, H. Tabassum, J. Yang, X. Yang, S. Karakalos, Z. Feng, G. Wang and G. Wu, *Angew. Chem., Int. Ed.*, 2022, **61**, e202205632.
- 95 K. Huang, R. Li, H. Qi, S. Yang, S. An, C. Lian, Q. Xu, H. Liu and J. Hu, *ACS Catal.*, 2024, **14**, 8889–8898.
- 96 J. Pei, T. Wang, R. Sui, X. Zhang, D. Zhou, F. Qin, X. Zhao, Q. Liu, W. Yan, J. Dong, L. Zheng, A. Li, J. Mao, W. Zhu, W. Chen and Z. Zhuang, *Energy Environ. Sci.*, 2021, **14**, 3019–3028.
- 97 J. Chen, M. R. Ahasan, J. S. Oh, J. A. Tan, S. Hennessey, M. M. Kaid, H. M. Kaderi, L. Zhou, K. U. Lao, R. Wang and W. N. Wang, *J. Mater. Chem. A*, 2024, **12**, 4601–4609.
- 98 L. Qiu, F. Liu, L. Zhao, W. Yang and J. Yao, *Langmuir*, 2006, **22**, 4480–4482.
- 99 P. Lu, Y. Yang, J. Yao, M. Wang, S. Dipazir, M. Yuan, J. Zhang, X. Wang, Z. Xie and G. Zhang, *Appl. Catal., B*, 2019, **241**, 113–119.
- 100 H. Mistry, Y. W. Choi, A. Bagger, F. Scholten, C. S. Bonifacio, I. Sinev, N. J. Divins, I. Zegkinoglou, H. S. Jeon, K. Kisslinge, J. C. Yang, J. Rossmeisl and B. R. Cuenya, *Angew. Chem., Int. Ed.*, 2017, **56**, 11394–11398.
- 101 Z. Guo, H. Zhu, G. Yang, A. Wu, Q. Chen, Z. Yan, K. L. Fow, H. Do, J. D. Hirst, T. Wu and M. Xu, *Chem. Eng.*, 2023, **476**, 146556.
- 102 Y. Dong, Q. Zhang, Z. Tian, B. Li, W. Yan, S. Wang, K. Jiang, J. Su, C. W. Oloman, E. L. Gyenge, R. Ge, Z. Lu, X. Ji and L. Chen, *Adv. Mater.*, 2020, **32**, 2001300.
- 103 H. Cheng, X. Wu, M. Feng, X. Li, G. Lei, Z. Fan, D. Pan, F. Cui and G. He, *ACS Catal.*, 2021, **11**, 12673–12681.
- 104 L. Zhao, Q. Wang, X. Zhang, C. Deng, Z. Li, Y. Lei and M. Zhu, *ACS Appl. Mater. Interfaces*, 2018, **10**, 35888–35895.
- 105 X. Han, Z. Chen, W. Chen, C. Lv, Y. Ji, J. Li, W. C. Cheong, X. Lei, Q. Peng, C. Chen, D. Wang, C. Lian and Y. Li, *Chem. Commun.*, 2021, **57**, 1895–1898.
- 106 D. Yao, C. Tang, X. Zhi, B. Johannessen, A. Slattery, S. Chern and S. Z. Qiao, *Adv. Mater.*, 2023, **35**, 2209386.
- 107 Y. Li, B. Wei, M. Zhu, J. Chen, Q. Jiang, B. Yang, Y. Hou, L. Lei, Z. Li, R. Zhang and Y. Lu, *Adv. Mater.*, 2021, **33**, 2102212.
- 108 W. Zhu, L. Zhang, S. Liu, A. Li, X. Yuan, C. Hu, G. Zhang, W. Deng, K. Zang, J. Luo, Y. Zhu, M. Gu, Z.-J. Zhao and J. Gong, *Angew. Chem., Int. Ed.*, 2020, **59**, 12664–12668.
- 109 H. Zhong, M. Ghorbani-Asl, K. H. Ly, J. Zhang, J. Ge, M. Wang, Z. Liao, D. Makarov, E. Zschech, E. Brunner, I. M. Weidinger, J. Zhang, A. V. Krashenninnikov, S. Kaskel, R. Dong and X. Feng, *Nat. Commun.*, 2020, **11**, 1409.
- 110 M. Feng, X. Wu, H. Cheng, Z. Fan, X. Li, F. Cui, S. Fan, Y. Dai, G. Leic and G. He, *J. Mater. Chem. A*, 2021, **9**, 23817–23827.
- 111 Y. Ying, X. Luo, J. Qiao and H. Huang, *Adv. Funct. Mater.*, 2021, **31**, 2007423.
- 112 Y. Yang and S. Liu, *J. Phys. Chem. C*, 2024, **128**, 6269–6279.
- 113 M. Zhang, Z. Hu, L. Gu, Q. Zhang, L. Zhang, Q. Song, W. Zhou and S. Hu, *Nano Res.*, 2020, **13**, 3206–3211.
- 114 Q. He, D. Liu, J. H. Lee, Y. Liu, Z. Xie, S. Hwang, S. Kattel, L. Song and J. G. Chen, *Angew. Chem., Int. Ed.*, 2020, **59**, 3033–3037.
- 115 J. Liu, X. Kong, L. Zheng, X. Guo, X. Liu and J. Shui, *ACS Nano*, 2020, **14**, 1093–1101.
- 116 M. Zhu, C. Zhao, X. Liu, X. Wang, F. Zhou, J. Wang, Y. Hu, Y. Zhao, T. Yao, L. M. Yang and Y. Wu, *ACS Catal.*, 2021, **11**, 3923–3929.
- 117 Z. Liang, L. Song, M. Sun, B. Huang and Y. Du, *Sci. Adv.*, 2021, **7**, eabl4915.
- 118 N. Yusuf, F. Almomani and H. Qiblawey, *Fuel*, 2023, **345**, 128178.
- 119 B. Xiong, Y. Yang, J. Liu, Z. Hua and Y. Yang, *Fuel Process. Technol.*, 2022, **233**, 107315.
- 120 N. Han, P. Ding, L. He, Y. Li and Y. Li, *Adv. Energy Mater.*, 2020, **10**, 1902338.
- 121 J. Tian, R. Wang, M. Shen, X. Ma, H. Yao, Z. Hua and L. Zhang, *ChemSusChem*, 2021, **14**, 2247–2254.
- 122 W. Xie, H. Li, G. Cui, J. Li, Y. Song, S. Li, X. Zhang, J. Y. Lee, M. Shao and M. Wei, *Angew. Chem., Int. Ed.*, 2021, **60**, 7382–7388.
- 123 H. Wang, N. Wen, Y. Wang, X. Jiao, Y. Xia and D. Chen, *Adv. Funct. Mater.*, 2023, **33**, 2303473.
- 124 B. Ren, E. Croiset and L. R. Sandoval, *J. Catal.*, 2020, **383**, 273–282.
- 125 F. Cheng, X. Zhang, K. Mu, X. Ma, M. Jiao, Z. Wang, P. Limpachanangkul, B. Chalermisinsuwan, Y. Gao, Y. Li, Z. Chen and L. Liu, *Energy Technol.*, 2021, **9**, 2000799.

- 126 F. Ma and X. Chen, *ACS Appl. Nano Mater.*, 2023, **6**, 16546–16554.
- 127 G. Chen, M. Buraschi, R. A. Heidous, S. Bonakala, F. E. Mellouhi and C. S. Cucinotta, *ChemRxiv*, 2024, preprint, DOI: [10.26434/chemrxiv-2024-bk36r](https://doi.org/10.26434/chemrxiv-2024-bk36r).
- 128 J. L. DiMeglio and J. Rosenthal, *J. Am. Chem. Soc.*, 2013, **135**, 8798–8801.
- 129 K. Yao, H. Wang, X. Yang, Y. Huang, C. Kou, T. Jing, S. Chen, Z. Wang, Y. Liu and H. Liang, *Appl. Catal.*, 2022, **311**, 121377.
- 130 C. W. Lee, J. S. Hong, K. D. Yang, K. Jin, J. H. Lee, H.-Y. Ahn, H. Seo, N.-E. Sung and K. T. Nam, *ACS Catal.*, 2018, **8**, 931–937.
- 131 H. Yang, N. Han, J. Deng, J. Wu, Y. Wang, Y. Hu, P. Ding, Y. Li, Y. Li and J. Lu, *Adv. Energy Mater.*, 2018, **8**, 1801536.
- 132 J. Zhang, K. Zhao, Y. Ma, W. Chen, X. Shi, C. Sun, J. Niu and Q. Zhang, *Small Struct.*, 2023, **5**, 2300323.
- 133 F. Li and Q. Tang, *J. Mater. Chem. A*, 2021, **9**, 8761–8771.
- 134 X. Nie, M. R. Esopi, M. J. Janik and A. Asthagiri, *Angew. Chem., Int. Ed.*, 2013, **52**, 2459–2462.
- 135 J. Zhao, J. Zhao, F. Li and Z. Chen, *J. Phys. Chem. C*, 2018, **122**, 19712–19721.
- 136 Y. Li, H. Su, S. H. Chan and Q. Sun, *ACS Catal.*, 2015, **5**, 6658–6664.
- 137 S. Zhu, K. Wan, H. Wang, L. J. Guo and X. Shi, *Nanotechnology*, 2021, **32**, 385404.
- 138 D. Ren, J. Fong and B. S. Yeo, *Nat. Commun.*, 2018, **9**, 925.
- 139 S. Ghoshal and P. Sarkar, *J. Phys. Chem. C*, 2024, **128**, 2392–2405.
- 140 Q. Huang, H. Liu, W. An, Y. Wang, Y. Feng and Y. Men, *ACS Sustainable Chem. Eng.*, 2019, **7**, 19113–19121.
- 141 W. Xue, J. Li, H. Huang, W. Zhang and D. Mei, *Inorg. Chem.*, 2023, **62**, 930–941.
- 142 N. Shindoh, Y. Takemoto and K. Takasu, *Chem. - Eur. J.*, 2009, **15**, 12168–12179.
- 143 Y. Liu, H. Chen, Y. Yang, C. Jiao, W. Zhu, Y. Zhang, X. Wu, J. Mao and Z. Zhuo, *Energy Environ. Sci.*, 2023, **16**, 5185–5195.
- 144 J. Wang, M. Wu, B. Zhao, R. Wan and Z. Li, *Int. J. Quantum Chem.*, 2024, **124**, e27308.
- 145 S. Cao, S. Zhou, H. Chen, S. Wei, S. Liu, X. Lin, X. Chen, Z. Wang, W. Guo and X. Lu, *Energy Environ. Mater.*, 2023, **6**, e12287.
- 146 C. Tsai, H. Li, S. Park, J. Park, H. S. Han, J. K. Nørskov, X. Zheng and F. A. Pedersen, *Nat. Commun.*, 2017, **8**, 15113.
- 147 H. Li, C. Deng, F. Li, M. Ma and Q. Tang, *J. Mater. Inf.*, 2023, **3**, 25.
- 148 H. Ding, Y. Shi, Z. Li, S. Wang, Y. Liang, H. Feng, Y. Deng, X. Song, P. Pu and X. Zhang, *ACS Appl. Mater. Interfaces*, 2023, **15**, 12986–12997.
- 149 C. B. Wahl, M. Aykol, J. H. Swisher, J. H. Montoya, S. K. Suram and C. A. Mirkin, *Sci. Adv.*, 2021, **7**, eabj5505.
- 150 L. Yu, F. Li, J. Huang, B. G. Sumpter, W. E. Mustain and Z. Chen, *ACS Catal.*, 2023, **13**, 9616–9628.
- 151 W.-L. Li, T.-T. Chen, D.-H. Xing, X. Chen, J. Li and L.-S. Wang, *Proc. Natl. Acad. Sci. U.S.A.*, 2018, **115**, E6972–E6977.
- 152 L. Yu and F. Li, *Phys. Chem. Chem. Phys.*, 2022, **24**, 9842–9847.
- 153 W. Yang, Z. Jia, B. Zhou, L. Chen, X. Ding, L. Jiao, H. Zheng, Z. Gao, Q. Wang and H. Li, *ACS Catal.*, 2023, **13**, 9695–9705.
- 154 L. Zaza, K. Rossi and R. Buonsanti, *ACS Energy Lett.*, 2022, **7**, 1284–1291.
- 155 M. Ebaid, K. Jiang, Z. Zhang, W. S. Drisdell, A. T. Bell and J. K. Cooper, *Chem. Mater.*, 2020, **32**, 3304–3311.
- 156 Y. Yang, Z. Tan, J. Zhang, J. Yang, R. Zhang, S. Wang, Y. Song and Z. Su, *Green Energy Environ.*, 2023, DOI: [10.1016/j.gee.2023.09.002](https://doi.org/10.1016/j.gee.2023.09.002).
- 157 S. Ajmal, Y. Yang, M. A. Tahir, K. Li, A. Bacha, I. Nabi, Y. Liu, T. Wang and L. Zhang, *Catal. Sci. Technol.*, 2020, **10**, 4562–4570.
- 158 Q. Qin, H. Suo, L. Chen, Y.-X. Wang, J.-Z. Wang, H.-K. Liu, S.-X. Dou, M. Lao and W.-H. Lai, *Adv. Mater. Interfaces*, 2024, 2301049.
- 159 H. Yang, S. Li and Q. Xu, *Chin. J. Catal.*, 2023, **48**, 32–65.
- 160 Z. Zhang, L. Bian, H. Tian, Y. Liu, Y. Bando, Y. Yamauchi and Z.-L. Wang, *Small*, 2022, **18**, 2107450.
- 161 C. Chen, X. Yan, S. Liu, Y. Wu, Q. Wan, X. Sun, Q. Zhu, H. Liu, J. Ma, L. Zheng, H. Wu and B. Han, *Angew. Chem., Int. Ed.*, 2020, **59**, 16459.
- 162 J. Wu, S. Ma, J. Sun, J. I. Gold, C. Tiwary, B. Kim, L. Zhu, N. Chopra, I. N. Odeh, R. Vajtai and A. Z. Yu, *Nat. Commun.*, 2016, **7**, 13869.
- 163 Y. Song, W. Chen, C. Zhao, S. Li, W. Wei and Y. Sun, *Angew. Chem., Int. Ed.*, 2017, **56**, 10840.
- 164 Q. Mo, S. Li, C. Chen, H. Song, Q. Gao and L. Zhang, *ACS Sustainable Chem. Eng.*, 2024, **12**, 6093–6101.
- 165 W. Ren, X. Tan, J. Qu, S. Li, J. Li, X. Liu, S. P. Ringer, J. M. Cairney, K. Wang, S. C. Smith and C. Zhao, *Nat. Commun.*, 2021, **12**, 1449.
- 166 K. J. P. Schouten, Y. Kwon, C. J. M. van der Ham, Z. Qina and M. T. M. Koper, *Chem. Sci.*, 2011, **2**, 1902–1909.
- 167 K.-S. Kim, W. J. Kim, H.-K. Lim, E. K. Lee and H. Kim, *ACS Catal.*, 2016, **6**, 4443–4448.
- 168 Y. Yang, Y. Qian, H. Li, Z. Zhang, Y. Mu, D. Do, B. Zhou, J. Dong, W. Yan and X. Fan, *Sci. Adv.*, 2020, **6**, eaba6586.
- 169 P. Shao, W. Zhou, Q.-L. Hong, L. Yi, L. Zheng, W. Wang, H.-X. Zhang, H. Zhang and J. Zhang, *Angew. Chem., Int. Ed.*, 2021, **60**, 16687.
- 170 S. Li, A. Guan, C. Yang, C. Peng, X. Lv, Y. Ji, Y. Quan, Q. Wang, L. Zhang and G. Zheng, *ACS Mater. Lett.*, 2021, **3**, 1729–1737.
- 171 D. Chen, Z. Chen, Z. Lu, J. Tang, X. Zhang and C. V. Singh, *J. Mater. Chem. A*, 2020, **8**, 21241–21254.
- 172 K. Jiang, R. B. Sandberg, A. J. Akey, X. Liu, D. C. Bell, J. K. Nørskov, K. Chan and H. Wang, *Nat. Catal.*, 2018, **1**, 111–119.
- 173 A. A. Peterson, F. Abild-Pedersen, F. Studt, J. Rossmeisl and J. K. Nørskov, *Energy Environ. Sci.*, 2010, **3**, 1311–1315.
- 174 D. Kim, C. Xie, N. Becknell, Y. Yu, M. Karamad, K. Chan, E. J. Crumlin, J. K. Nørskov and P. Yang, *J. Am. Chem. Soc.*, 2017, **139**, 8329–8336.
- 175 Y. Zhao, S. Zhou and J. Zhao, *iScience*, 2020, **23**, 101051.