

Cite this: *Chem. Sci.*, 2024, 15, 1557

All publication charges for this article have been paid for by the Royal Society of Chemistry

Received 10th October 2023
Accepted 14th December 2023

DOI: 10.1039/d3sc05382b

rsc.li/chemical-science

Diaryl hypervalent bromines and chlorines: synthesis, structures and reactivities

Matteo Lanzi^{*a} and Joanna Wencel-Delord^{†ab}

In the field of modern organic chemistry, hypervalent compounds have become indispensable tools for synthetic chemists, finding widespread applications in both academic research and industrial settings. While iodine-based reagents have historically dominated this research field, recent focus has shifted to the potent yet relatively unexplored chemistry of diaryl λ^3 -bromanes and -chloranes. Despite their unique reactivities, the progress in their development and application within organic synthesis has been hampered by the absence of straightforward, reliable, and widely applicable preparative methods. However, recent investigations have uncovered innovative approaches and novel reactivity patterns associated with these specialized compounds. These discoveries suggest that we have only begun to tap into their potential, implying that there is much more to be explored in this captivating area of chemistry.

Introduction

Although the octet rule is a fundamental principle in chemistry, certain main group elements (Groups 13–18) are prone to violate the Lewis octet rule by accommodating more than eight electrons in their valence shell, thus reaching the hypervalent state.^{1–3} Accordingly, hypervalent molecules exhibit a three-center-four-electron (3c–4e) bonding and show a peculiar T-shape structure as a result of a pseudo-Jahn–Teller effect (Fig. 1).^{4,5}

Such a unique electronic structure of hypervalent compounds translates into unusual reactivity, as breaking of X–L bonds occurs particularly easily. Therefore, hypervalent elements may be considered as extremely powerful leaving groups for example. Besides, the reactivity behaviour of hypervalent compounds shares numerous similarities with the reactivity of transition metals.⁶ Indeed, reactions involving hypervalent iodine reagents are frequently analysed using concepts such as oxidative addition, ligand exchange, reductive elimination, and ligand coupling, all of which are characteristic features of transition metal chemistry.^{7,8}

In contemporary organic chemistry, hypervalent compounds have become essential tools for synthetic chemists, finding applications in both academia and industry.^{9,10} These compounds play pivotal roles as oxidants, electrophiles, and initiators of radical reactions.^{11,12} Among the hypervalent reagents, iodanes have received extensive attention, due to their simple synthesis, stability, commercial availability and diversity

of applications.^{13–15} In marked contrast and despite their higher nucleofugality, ionization potential and stronger electrophilicity, the chemistry of hypervalent bromines and chlorines has not been thoroughly explored for several decades (Fig. 2).^{16–18} The primary reason that hampered their diffusion lies in the lack of simple, general, and efficient synthetic methods to access these compounds, as a consequence of the innate greater ionization potential and therefore challenging oxidation.^{19,20} Consequently, despite their possible increased and complementary reactivity with respect to the iodine congeners, their applications remain largely unexplored.^{4,21}

Pivotal contributions by Ochiai, Miyamoto, and Uchiyama have significantly influenced the development of these areas, thus revealing and advancing the synthesis^{22,23} and the unique reactivity of hypervalent bromines and chlorines as oxidants,^{24–27} arylating agents²⁸ and as metal-free aminating agents of aliphatic alkanes and alkenes.^{29,30}

Although numerous reviews have been published discussing various aspects of the chemistry of λ^3 - and λ^5 -iodanes,^{6,10,21,31,32} articles summarizing other hypervalent compounds are rare.^{16–20}

We aim to contribute to this field with the following review focusing our attention on the most recent development in the



Fig. 1 Halogen-based hypervalent molecules feature a 3c–4e bonding.

^aLaboratoire d'Innovation Moléculaire et Applications (UMR CNRS 7042), Université de Strasbourg/Université de Haute Alsace, ECPM, 67087 Strasbourg, France. E-mail: matteo.lanzi1@studenti.unipr.it; joanna.wencel-delord@uni-wuerzburg.de

^bInstitute of Organic Chemistry, JMU Würzburg Am Hubland, Würzburg, Germany





Fig. 2 Periodic table properties of halogens.

fields of diaryl λ^3 -hypervalent bromines and chlorines. Particular attention will be focused on the synthesis, structural characterization, and their complementary reactivity, with the intent of providing the readers with a complete overview of this interesting and yet unexplored chemistry.

Synthesis of hypervalent diaryl bromines and chlorines

First reported by Sandin and Hay in 1952, cyclic hypervalent bromines and chlorines have been obtained *via in situ* formation and thermal decomposition of the corresponding diazonium salts with sodium nitrite in boiling HCl aqueous solution (Scheme 1).³³ Despite the interesting stability of the cyclic diaryl bromanes **2** and chloranes **4**, harsh reaction conditions and the low yields did not incite further investigations of this field.

A few years later, Less and Heaney succeeded in preparing tetrafluoroborate (BF₄⁻) and hexafluorophosphate (PF₆⁻) salts of **2** in high yield, by directly engaging corresponding 2,2'-halo diazonium salts as the starting materials. The thermal decomposition yielded the corresponding cyclic λ^3 -bromanes and chloranes in excellent isolated yields (Scheme 2).³⁴

In clear contrast, the synthesis of acyclic λ^3 -bromanes **6** and chloranes **7** turned out to be more challenging. The thermal decomposition strategy using diazonium salt **7** in the presence of an excess of aryl bromide, studied in 1957 by Nesmeyanov and Tolstaya, delivered the expected diaryl λ^3 -bromanes **8** and **9** and chloranes **10**, albeit only in low yields and with particular counter anions (Scheme 3 Cond. A).^{35,36} In order to improve the stability of Br(III) and Cl(III) products, Olah and co-workers also exploited such a strategy using tetraphenylborate (Ph₄B⁻) as the counter anion (Scheme 3 Cond. B).³⁷

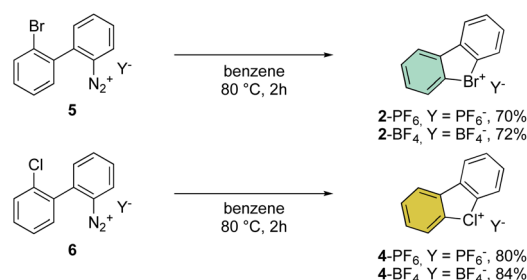
A straightforward and simple approach for the synthesis of **2** remains the direct oxidation of **15** or **16**; although reports have



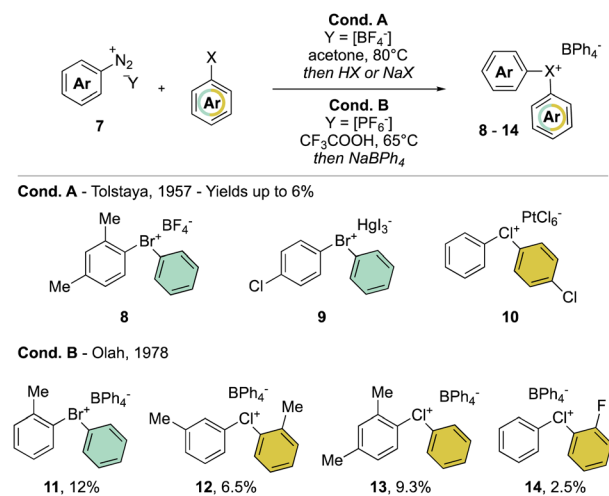
Scheme 1 Synthesis of cyclic hypervalent bromines and chlorines.

been presented in the literature announcing moderate yields, the need for strong oxidants and acid conditions clearly hampered its application for a synthesis of a diversified library of hypervalent compounds (Scheme 4).³⁸

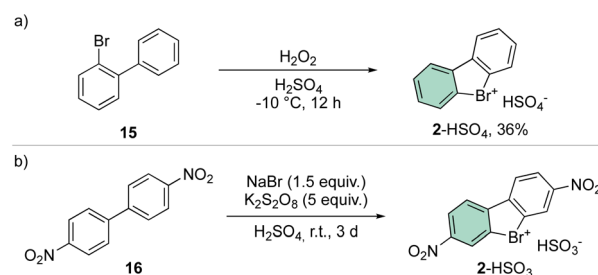
A remarkable progression of this field of chemistry took place when Nesmeyanov and his team devised a more versatile method to access the diaryl λ^3 -bromanes (Scheme 5a) involving the use of inorganic hypervalent bromide, bromine trifluoride, (BrF₃).³⁹ Although it is a corrosive, toxic and highly reactive liquid, it easily undergoes double ligand exchange on the bromine center when reacted with tetraarylstannane (Ar₄Sn) or diarylmercury (Ar₂Hg) compounds in the presence of BF₃·OEt₂.



Scheme 2 Synthesis of tetrafluoroborate (BF₄⁻) and hexafluorophosphate (PF₆⁻) salts of **2**.

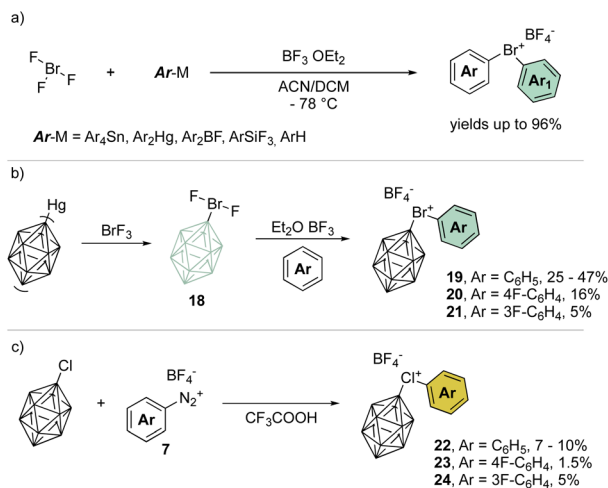


Scheme 3 Synthesis of diaryl λ^3 -bromanes and chloranes.



Scheme 4 Direct oxidation of **15** and **16**.



Scheme 5 Preparation of λ^3 -bromanes and chloranes.

Such a strategy was then also extended to simple aryl and aryl silanes respectively by Nesmeyanov and by Frohn groups,⁴⁰⁻⁴⁵ delivering also the difluoro aryl λ^3 -bromane (ArBrF₂), known as Frohn's reagent, a widely used precursor for highly adorned hypervalent bromanes.^{46,47}

The first X-ray structure of a diaryl hypervalent bromine was reported in 1974 by Tolstaya and co-workers for the compound 17 and subsequently corroborated in 1996 by Frohn and co-workers.^{42,48} The analysis of the crystal structure shows a C–Br–C angle between 98.08 and 97.79° and a Br–F distance of 2.79(6) Å, distinctive for a 3-center–4-electron bond T-shape (Fig. 3).

Taking advantage of this procedure, Grushin and co-workers have explored the synthesis of peculiar hypervalent bromine and chlorine compounds bearing a unique 3D-aromatic⁴⁹⁻⁵¹ carborane structure (Scheme 5b).⁵²⁻⁵⁴ To access the bromonium derivative, *closo*-carborane was introduced *via* double ligand exchange using its mercury precursor and BrF₃. The presence of Lewis acid influences the outcome of the reaction leading to the difluoro carborane or to the biscarborane bromonium salts. A subsequent ligand exchange from the difluoro carborane bromane, using the simple arene as solvent, provides the diaryl λ^3 -bromanes 19–21 in moderate to low yields (Scheme 5b). On the other hand, chloronium compounds were obtained in low yields following the diazonium salt thermal decomposition in the presence of *closo*-carborane chloride (Scheme 5c).

While the use of highly reactive and corrosive reagents such as BrF₃ warrants high yielding reactions, this strategy suffers

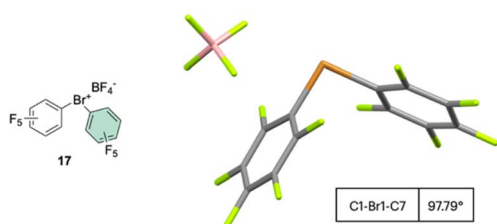


Fig. 3 X-ray structure of 17.

from three major drawbacks, (1) it is not applicable for the preparation of a large library of products due to the strong acidic conditions; (2) highly limited availability of BrF₃ (not commercially available or difficult to purchase); and finally (3) aryl compounds, such as Ar₂Hg and Ar₄Sn, are toxic.

In 2021, Miyamoto, Uchiyama and Ochiai contributed to the chemistry of diaryl hypervalent bromines by making use of Frohn's reagent (25)⁵⁵ as a pivotal platform for the synthesis of various bromane structures.⁵⁶ Following a multistep synthetic approach involving an imino- λ^3 -bromane^{30,57} the unique diphenyl λ^3 -bromane 28 was obtained in excellent yield *via* ligand exchange with phenyl stannate (Scheme 6).

The X-ray structure analysis of the hypervalent bromine 28 disclosed a peculiar and yet interesting interaction between the Br(III) and the carbonyl oxygen, while a comparable C–Br–C angle is observed when compared with the Ph₂BrOTf structures (Fig. 4).

Electrochemistry has nowadays ushered fresh opportunities for organic synthesis, emerging as an innovative and eco-friendly platform with promising sustainability prospects for the future.⁵⁸ In this context, electrochemical synthesis of hypervalent iodines, using electric power as the cheapest, most environmentally benign and sustainable oxidant, has been largely investigated.⁵⁹⁻⁶² Recently, Francke, Suna and co-workers have reported the synthesis of dialkoxyarylbrominane using Martin's reagent^{63,64} *via* electrochemical oxidation of aryl bromide.^{65,66}

More recently, Suna and co-workers have also disclosed a methodology toward the electrochemical preparation of 29. Remarkably, 29 can be considered as a precursor of a wide range

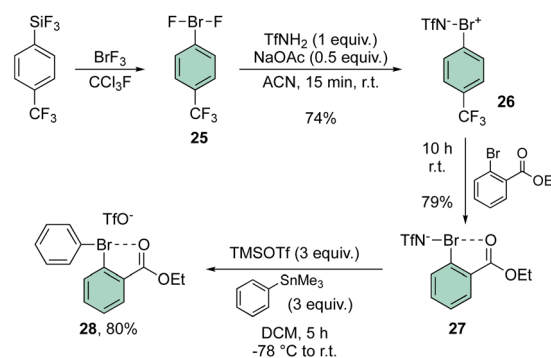
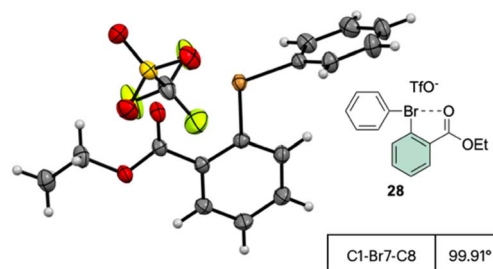
Scheme 6 Synthesis of diaryl λ^3 -bromane 28.

Fig. 4 X-ray structure of 28.

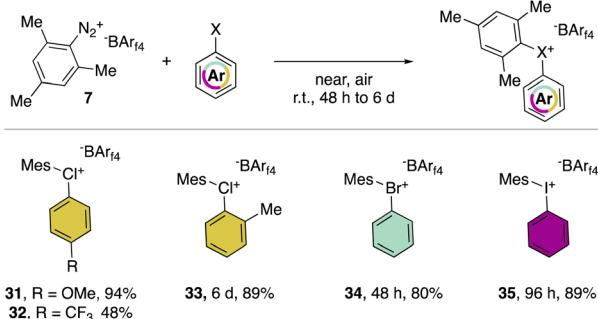


Scheme 7 Synthesis of diaryl λ^3 -bromane **30**.

of hypervalent bromines, such as the peculiar diaryl λ^3 -bromane **30** (Scheme 7).⁶⁷

Interestingly, the analysis of the crystal structure of **30** revealed a smaller C–Br–C angle (97.79°) compared to the anionic analog **28**, suggesting a diaryl semi-perpendicular structure (Fig. 5).

In 2019, Miyamoto, Uchiyama and co-workers uncovered the first simple and high yielding approach for the preparation of diaryl λ^3 -hypervalent chlorines (Scheme 8).²⁸ The previously described thermal decomposition of the diazonium salts has been used by the authors, while the introduction of the mesityl moiety and the bulky counter ion, $[\text{B}(\text{C}_6\text{F}_5)_4]^-$, enabled reaching high yields. The unprecedentedly mild reaction conditions (room temperature), allowed isolation and characterization of a series of bench stable Cl(III) compounds and scaling up their synthesis up to 1 mmol. Interestingly, the authors also extended the method to the synthesis of the corresponding λ^3 -iodane and

Fig. 5 X-ray structure of **30**.Scheme 8 Preparation of diaryl λ^3 -halogens.Fig. 6 X-ray structure of **36**.

bromane compounds. The X-ray analysis of such a rare diaryl λ^3 -hypervalent chlorine **36** revealed a hybrid nature of the C–Cl–C bonds (Fig. 6).⁶⁸ Indeed, the angle between C27–Cl1–C37 was 107.30° indicating a partial distortion from the 3-center–4-electron bond, although the median distance between the Cl1 and the fluorine atoms (3.075 \AA) of the $[\text{B}(\text{C}_6\text{F}_5)_4]^-$ was in line with a hypervalent structure compound.

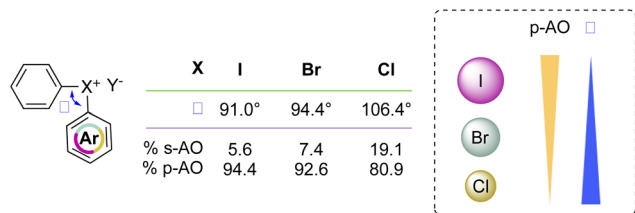
Recently McCormick, Stuart, Valente and co-workers have analysed the influence of the AOs in the composition of the MOs of the diaryl halonium salts and their related effect on the compound structure.² The characteristic 3c–4e bond and T-shape structure is dictated by the MOs of the compounds, and iodonium salts are correctly described as p-AO based. However, a contribution of the s- and p-AO has been identified for the other halogens (Scheme 9). A larger contribution of s-AO with respect to the p-orbital induces a larger L–X–L angle as observed moving from the I(III) to the Cl(III). Moreover, ligands and the identity of the counter anion also influence the structure of the diaryl halonium salts; less coordinating counter anions such as BF_4^- and PF_6^- induce a higher s-character thus influencing the bond angle.

The beginning of this decade was clearly marked by a regain of interest in the chemistry of rare halocompounds. Yoshida and co-workers prepared, although in quite low yields, a few examples of cyclic diaryl λ^3 -bromane compounds (Scheme 10) by treating the 1-bromo, 1'-amino biaryls with HCl, NaNO_2 and urea.⁶⁹

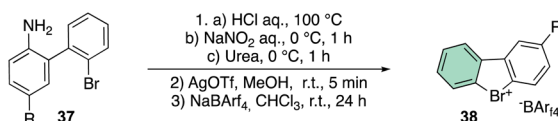
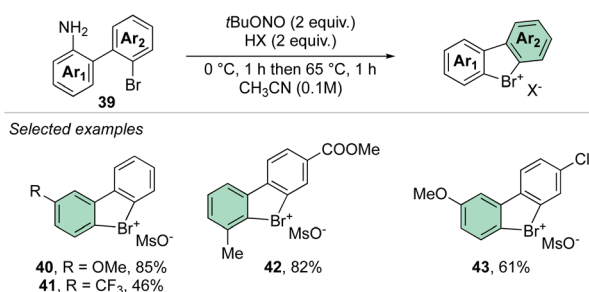
To further improve the efficiency of this reaction, a laborious counter ion exchange enables the preparation of the desired bromonium salt **38**. It is worth noting that counter ion exchange enhanced the bromonium salt stability towards the decomposition, especially in the case of the bulky BARf_4^- .

In 2021, our group disclosed a simple and high yielding approach to prepare cyclic diaryl λ^3 -bromanes (Scheme 11).⁷⁰ Inspired by the previously described formation of the diazonium precursors, our method introduces the use of an organic oxidant, namely *tert*-butyl nitrite (TBN) allowing a crucial improvement to the reaction conditions and outcome. Indeed, milder reaction conditions were discovered, and only 2 equivalents of oxidant and Brønsted acid were required to achieve high yields for a large family of bench, air, and moisture stable products. These new compounds can be stored at room





Scheme 9 Structure and orbital correlation.

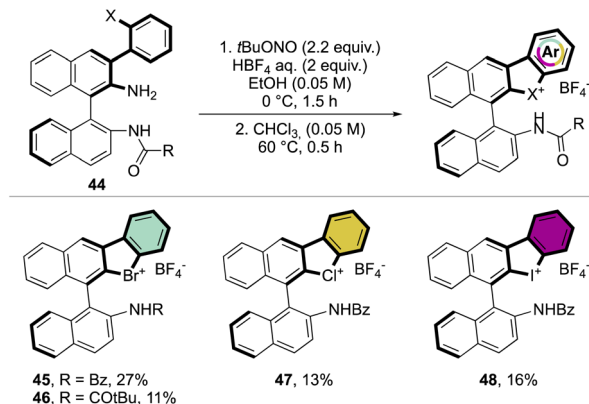
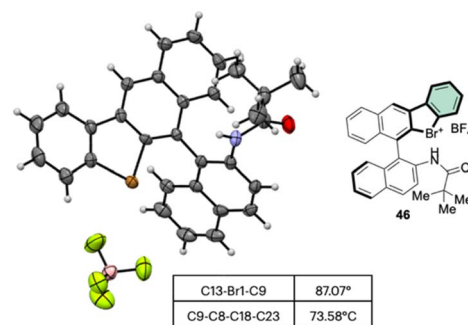
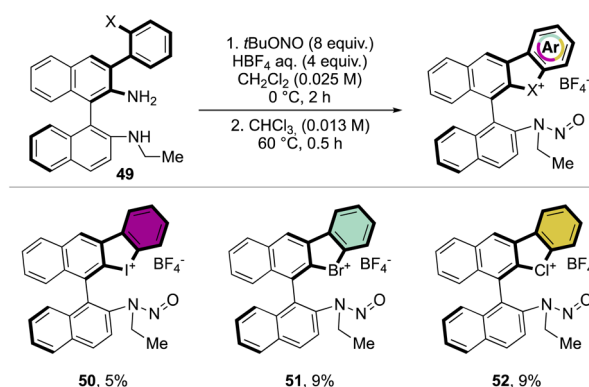
Scheme 10 Synthesis of cyclic diaryl λ^3 -bromanes.Scheme 11 Synthesis of cyclic diaryl λ^3 -bromanes.

temperature for months without erosion or alteration of their chemical properties.

Subsequently, Yoshida and co-workers, taking into account the use of TBN as an oxidant, reported the preparation of the first chiral λ^3 -bromane salts (Scheme 12).⁷¹ Although, similar reaction conditions were used, only low yields were reported, presumably due to the higher molecular complexity of the substrates and the presence of an oxidable amino group. The method could be further extended to the isoelectronic iodine and chloride compounds. The X-ray structure analysis of **46** shows a C–Br–C bond angle of 87° and a torsion angle between the naphthyl moieties of 73° (Fig. 7).

Following a similar retrosynthetic pathway, Yoshida and co-workers reported the synthesis of chiral cyclic diary halonium salts bearing an *N*-nitrosamine moiety (Scheme 13).⁷² The increment of the organic oxidant equivalents led the authors to indirectly oxidize the aryl bromide and simultaneously introduce the *N*-nitrosamine function, albeit only in low yields.

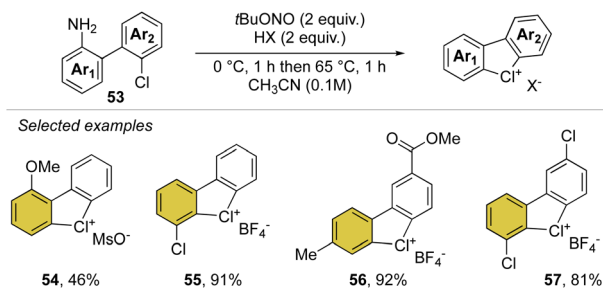
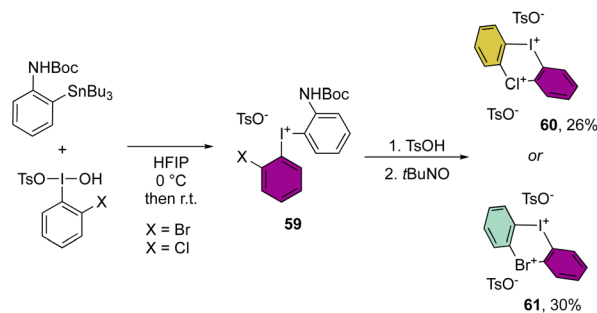
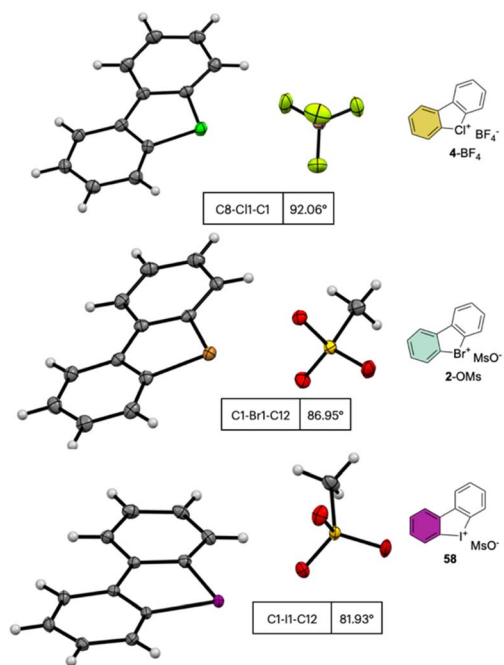
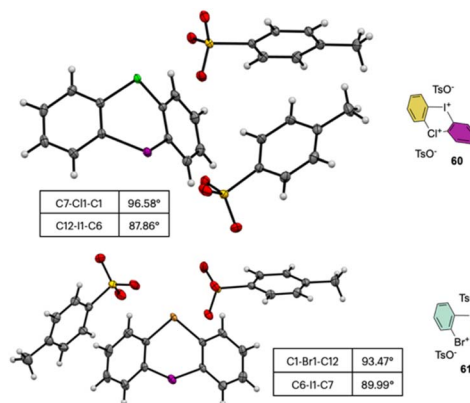
Inspired by our first report on the preparation of hypervalent bromanes, we recently uncovered the synthesis of cyclic diaryl λ^3 -chloranes (Scheme 14).⁷³ Such a strategy relies on the use of 1,1'-chloro(amino)biphenyl **53** and mild reaction conditions for the *in situ* formation and thermal degradation of the diazonium salt. Such a simple and practical synthetic path enabled the preparation of a plethora of functional new diaryl λ^3 -chloranes (**54–57**) in moderate to excellent yields (46–99%).

Scheme 12 Synthesis of chiral cyclic diaryl λ^3 -bromanes.Fig. 7 X-ray structure of **46**.Scheme 13 Synthesis of chiral cyclic diaryl λ^3 -halogens.

Particularly interesting, varied functional moieties that encompass electron donating and withdrawing groups, like methoxy **54** and methyl esters **56** as well as fluoro-containing groups, were well tolerated under these conditions. Additionally, the procedure turned out to be scalable and robust, allowing a gram-scale synthesis of such elusive structures.

The crystallographic information pertaining to the Cl(III), Br(III), and I(III) unveils an intriguing and distinctive structural pattern (Fig. 8). Not surprisingly, the distance between the carbon and the hypervalent halogen atom demonstrates an ascending trend in the sequence Cl(III) < Br(III) < I(III). This



Scheme 14 Synthesis of cyclic diaryl λ^3 -chloranes.Scheme 15 Synthesis of cyclic diaryl bis λ^3 -halogenum.Fig. 8 X-ray structures of 4-BF₄, 2-OMs and 58.Fig. 9 X-ray structures of **60** and **61**.

progression leads to a notable expansion of the C-X-C angle, resulting in an almost perfect T-shaped configuration for the chlorane-based compound (I(III), 81.9° ; Br(III), 86.9° ; Cl(III), 92.0°), thus revealing the characteristic three-centre-four-electron bond structure ($3c-4e$) of λ^3 -hypervalent compounds.

More recently, Cuenca, Shafir and co-workers have announced the first examples of hetero di- λ^3 -diarylhalonium structures by reporting the iodine(III)-bromine(III) and iodine(III)-chlorine(III) bis-hypervalent compounds (Scheme 15).⁷⁴ The synthetic strategy relies on a series of peculiar steps, an initial formation of the diaryl hypervalent iodane **59**, followed by one-pot three consecutive steps of deprotection, oxidation and cyclization reactions to generate the second hypervalent species. Despite the moderate efficiency of this methodology, the originality of the new compounds **60** and **61** opens new perspectives in the field.

The X-ray analysis of these rare compounds **60** and **61** revealed a particularly interesting feature (Fig. 9). Indeed, the measured angles between the aryl carbon and the hypervalent atoms are 89.99° , 93.47° and 98.55° respectively for the C-I-C,

C-Br-C and C-Cl-C, thus belonging to the three center-four-electron bond characteristic structures of hypervalent compounds and generating an almost pure perpendicular aryl containing surface.

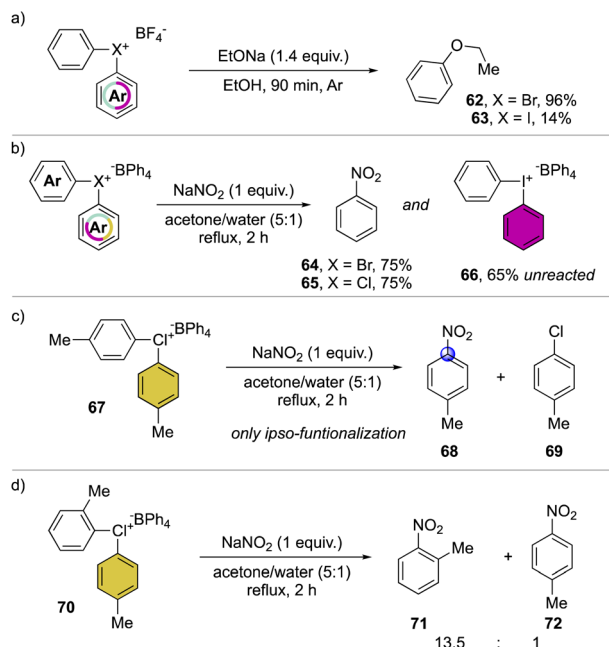
Reactivity of non-cyclic diaryl hypervalent bromine and chlorine compounds

Although considerably less explored, substantial differences have been described regarding the chemical properties of hypervalent λ^3 -bromane and chlorane compounds with respect to the corresponding hypervalent iodines. Herein, we aim to discuss the reactivity of these uncommon reagents by focusing our attention on their orthogonal chemical behaviour.

First, following the fundamental reactivity of hypervalent iodines as arylating agents, the potential of diaryl λ^3 -bromanes and chloranes compounds in combination with a wide range of heteroatom nucleophiles, including O, N, S, halides, under gentle reaction conditions was surveyed.^{17,18,20}

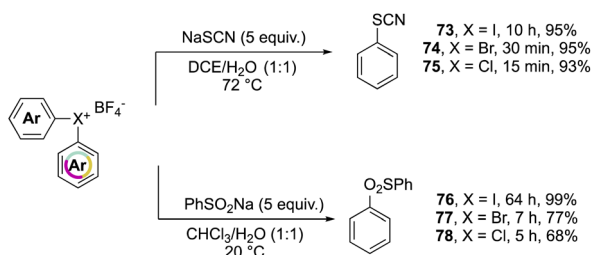
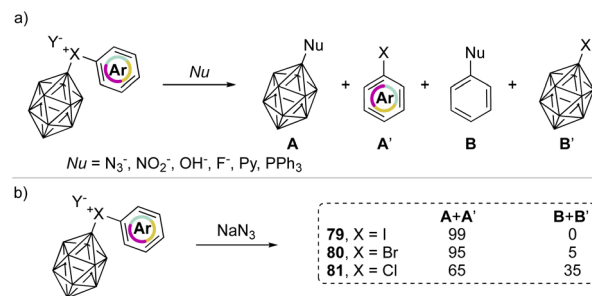
A preliminary insightful comparison study between the diaryl λ^3 -bromane and iodane for the arylation of alkoxides was conducted in 1972, by Lubinkowski and McEwen (Scheme 16a).⁷⁵ The reaction with sodium ethoxide led to the phenyl ethyl ether in only 17% with the iodane compound and an exceptional 96% yield with the corresponding bromane, demonstrating the superior reactivity of the latter. Subsequently, in 1978, Olah and co-workers extended such comparative studies focusing on nucleophilic aromatic substitution



Scheme 16 Reactivity of diaryl λ^3 -bromanes and chloranes.

with NaNO_2 (Scheme 16b).³⁷ The reactions proceed smoothly leading to similar yields for the bromane and chlorane compounds while only low conversion was observed in the case of the iodane analog, further corroborating the superior reactivity of $\text{Br}(\text{III})$ and $\text{Cl}(\text{III})$ derivatives. Moreover, the use of substituted hypervalent chlorines results in the formation of the *ipso*-functionalized nitro compounds as unique products, thus declaiming the formation of the benzyne intermediate (Scheme 16c). The nitration of unsymmetric chloranes delivers preferentially the functionalization on the more electron poor aryl moiety, while the steric effect of a methyl in 2-position destabilized the C–Cl bond, thus being more prone towards the nucleophilic substitution (Scheme 16d); analogous results were also obtained for the reaction of $\text{Br}(\text{III})$.

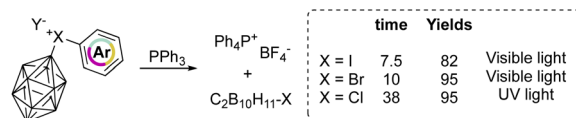
Further investigation on the complementary activity of hypervalent compounds was carried out by investigating their reactivity *versus* rhodanide and benzenesulfinate anions in biphasic media (Scheme 17).⁷⁶ The enhanced reactivity is revealed while considering the reaction time, whilst high yields of 73–78 were obtained in all of cases, the $\text{Br}(\text{III})$ and $\text{Cl}(\text{III})$ led to the desired product in a considerably reduced reaction time.

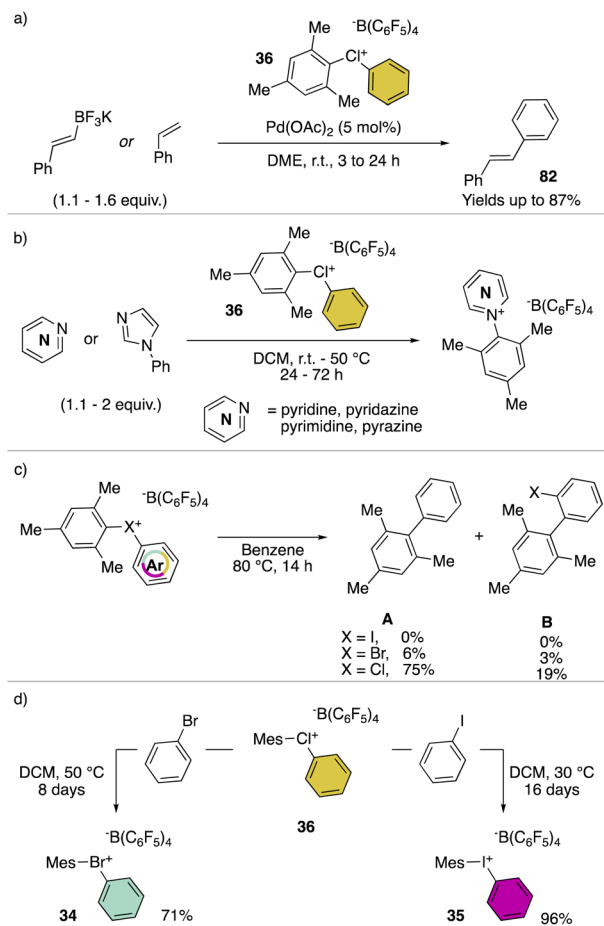
Scheme 17 Reactivity of diaryl bis λ^3 -halogens with rhodanide and benzenesulfinate.Scheme 18 Reactivity of phenyl(*m*-carboran-9-yl)halogen compounds with various nucleophiles.

In 1990, Grushin and co-workers investigated the reactivity of the peculiar aryl(*m*-carboran-9-yl)halonium compounds towards various nucleophiles (Scheme 18a).^{77,78} Fascinating discoveries have shown that two competitive reaction pathways can be envisioned: a nucleophilic aromatic substitution ($\text{S}_{\text{N}}\text{Ar}$) or a single electron reduction (SET). In the reaction of aryl(*m*-carboran-9-yl)halonium compounds with sodium azide only the nucleophilic substitution pathway can be awaited, and the formation of a mixture of different products $\text{A} + \text{A}'$ and $\text{B} + \text{B}'$ clearly indicates how the nature of the onium halogen atom can influence the $\text{S}_{\text{N}}\text{Ar}$ reactivity. For instance, nucleophilic substitution occurred in the presence of the azide anion and led to the formation of the product **A** in 99%, 95% and 65% respectively for $\text{I}(\text{III})$, $\text{Br}(\text{III})$ and $\text{Cl}(\text{III})$ (Scheme 18b). Interestingly, the chemoselectivity decreases moving from the iodane to the chlorane with concomitant formation of the product **B**.

On the other hand, aryl(*m*-carboran-9-yl)halonium compounds react with PPh_3 *via* a radical pathway, and thus visible light initiated reaction of $\text{I}(\text{III})$ and $\text{Br}(\text{III})$ proceeds smoothly delivering PPh_4BF_4 respectively in 7.5 and 10 hours (Scheme 19). In contrast, chlorane compounds required 38 hours and higher energetic light (UV light). The SET reduction step initiates the reaction, and the relative rate followed the series: $\text{I}(\text{III}) > \text{Br}(\text{III}) > \text{Cl}(\text{III})$ as a result of the decrement of the positive charge on the halogen atom.

Hypervalent chlorines have also been found active in transition metal-catalysed transformations, as described by Miyamoto, Uchiyama and co-workers in 2019 (Scheme 20a).²⁸ Indeed, palladium catalysed Heck, Suzuki–Miyaura and phosphonium formation using $36\text{-}[\text{B}(\text{C}_6\text{F}_5)_4]$ disclosed the ability of these compounds to act as electrophiles. Phenylation of an activated carbon atom such as enolate was also reported by the authors proceeding in 62% yield under mild reaction conditions. Additionally, weak nucleophiles such as pyridine,

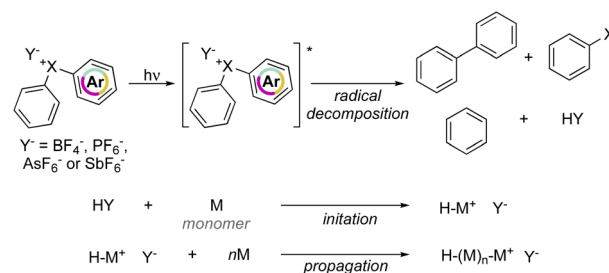
Scheme 19 Reactions of phenyl(*m*-carboran-9-yl)halogen tetrafluoroborates with PPh_3 .



Scheme 20 Reactivity of diaryl λ^3 -chloranes with various nucleophiles.

pyrimidine and their isomers were arylated using **36**-[B(C₆F₅)₄], although in these cases the most electron rich aryl fragment (mesitylene) was transferred (Scheme 20b). Mechanistic investigation for the reaction of hypervalent halogens and pyridine has been recently reported by McCormick, Stuart, Valente and co-workers.² The arylation involving diaryl hypervalent compounds is commonly described proceeding *via* ligand coupling or direct *ipso*-substitution.²¹ The kinetic studies related to **34**, **35** and **36** showed a relatively slower reactivity for the **34** with respect to **36** while **35** was inactive under these metal-free conditions. This pattern aligns with the s-character of the MOs associated with halogens. Therefore, when the X–C bond undergoes heterolytic cleavage, the electron pair relocating to the halogen leaving group is better stabilized due to the presence of the orbitals with an increased s-character. Such reactivity trend was also confirmed for the cyclic diaryl hypervalent compounds.

The thermal decomposition of the different hypervalent compounds carried out in benzene enabled the arylation of the solvent by the mesityl moiety, yielding arylated aromatics (A) as the major product, although, following the reductive recombination mechanism also the 2-halo-biphenyl (B) was observed (Scheme 20c). The reaction yields follow the series Cl(III) > Br(III)



Scheme 21 Photo-initiated polymerization using diaryl λ^3 -halogen compounds.

> I(III), as expected by the nucleofugality of the corresponding halogens.^{75,78} Furthermore, the ability of the **36**-[B(C₆F₅)₄] as the oxidant was tested over the oxidation of bromo-benzene and iodo-benzene leading to the corresponding hypervalent bromine **34** and iodine **35** (Scheme 20d).

Crivello and Lam have explored the effectiveness of hypervalent compounds in the photo-induced cation polymerization of 2-chloroethyl vinyl ether, THF and cyclohexene oxide (Scheme 21).^{79–81} Photolysis was conducted under UV-light leading to a mixture of arene, haloarene and recombination products. In concomitance with the photo-degradation of the hypervalent compounds an equivalent of HPF₆ (HY) acid is generated, thus initiating the cationic polymerization by protonation of electron-rich monomers.

Interestingly, photoinitiated polymerization of cyclohexene oxide and THF respectively with Br(III) and Cl(III) required a short light irradiation time and provided high conversion of the monomers within 5 min and 4 hours respectively.

In 1991, Hacker and Dektar compared the behavior of diaryl hypervalent compounds under light irradiation.⁸² The direct irradiation of I(III), Br(III) and Cl(III) led to the decomposition of the compounds with the concomitant formation of the corresponding halobenzene, as the major product, together with a minor amount the combination of the extruded aryl with the halobenzene (Scheme 22). Interestingly, differences in the recombined distribution of the products were observed. Indeed, a mixture of 2- to 3- to 4-halobiphenyl was formed in 73 : 13 : 14, 51 : 30 : 19 and 48 : 31 : 21 ratio respectively for I(III), Br(III) and Cl(III).

At a mechanistic level, upon direct irradiation, the aryl halonium salts generate the corresponding singlet excited state, which can undergo a heterolytic cleavage, resulting in the formation of the aryl cation–haloarene pair. Alternatively, it can be engaged in the intersystem crossing (ISC) pathway leading to the generation of the triplet excited state. Following this, the triplet excited state could proceed to undergo homolysis, forming the triplet aryl radical–haloarene pair. The observed products can be ascribed to the homolytic and heterolytic cleavage reaction pathways and follow the trend of the related stability of the intermediates. Moreover, the quantum yield of the disappearance of hypervalent compounds upon irradiation at 248 nm is in accordance with the series of chloronium, bromonium, and iodonium salts (0.79, 0.82, 0.54 respectively). Nevertheless, the direct photolysis of hypervalent compounds



Scheme 22 Photo-degradation of diaryl λ^3 -halogen compounds.Scheme 23 Pyrolysis of diaryl λ^3 -bromane and chlorane compounds.

in acetonitrile also provides, in all the cases, the formation of acetanilide, thus supporting the aryl cation intermediate formation.

Reactivity of cyclic diaryl hypervalent λ^3 -bromane and chlorane compounds

Despite being the first examples of hypervalent compounds prepared, the reactivity of cyclic diaryl λ^3 -bromanes and chloranes has been scarcely investigated, and only recently a renewed interest in this field has emerged. Seminal investigation on the reactivity of hypervalent bromines and chlorines was reported in 1968 by Lees and Heaney and subsequently by Sato and co-workers in 1974 for their thermal decomposition (Scheme 23).^{34,83} The pyrolysis of 4-Br and 4-I led to the formation of the 2-chloro, 2'-iodo diphenyl **83** and 2-chloro, 2'-bromo diphenyl **84**.

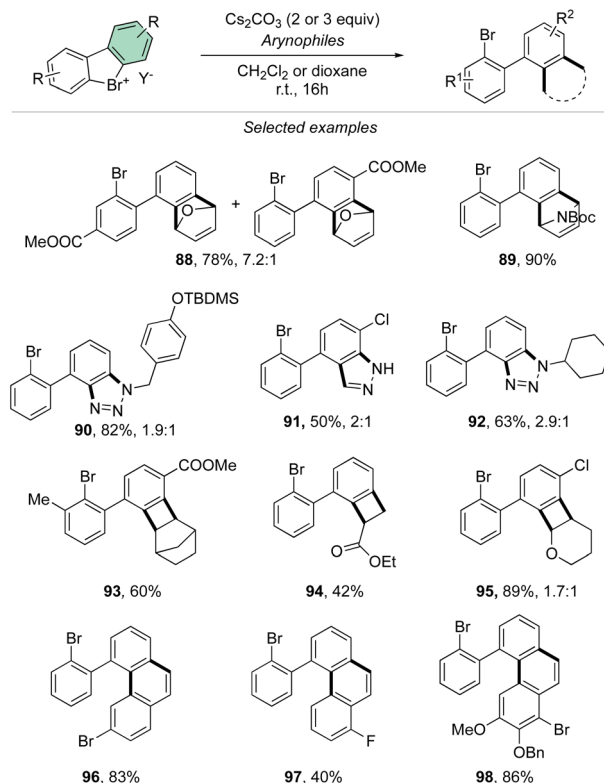
Our group has recently discovered a new reactivity for the cyclic diaryl hypervalent bromines and chlorines.^{70,73} Unexpectedly, these compounds in the presence of a weak base at room temperature serve as aryne precursors, releasing the corresponding 2-halo benzyne under unparallel mild reaction conditions thus obviating the need for fluorinating agents or strong bases (Scheme 24).^{84,85}

Interestingly, this reactivity turns out to be unique for hypervalent bromines and chlorines while the iodane derivatives remained inert. Experimental and DFT mechanistic investigations were carried out in collaboration with the group of Houk to elucidate the different reactivity observed and their chemoselectivity in the reaction with phenols. Indeed, a pronounced effect of the nature of the base and the solvent has been observed on these reactions, and the hypervalent bromines and chlorines, thus allowing a chemoselective control of the reactions. Initially, reacting 2-OMs and 4-OTf with furans led to the corresponding [4 + 2] products in excellent yields. Then, deuterated hypervalent compounds and/or deuterated coupling partners were used, thus aiming for deuterium labeling. The reaction of 4-OTf in D_2O and CD_3CN delivered the product **87** in good yield with high deuterium incorporation (up

Scheme 24 Mechanistic investigation of the reactivity of cyclic diaryl λ^3 -bromane and chlorane compounds.

to 95%) at the *ortho*-position. These experiments proved the formation of an aryne intermediate during the reaction. DFT calculations provide us with a clear understanding of the aryne intermediate formation, which proceeds *via* an initial anion exchange, followed by a base-mediated deprotonation and concurrent C–X bond cleavage (Fig. 10). The complementary reactivity of these hypervalent compounds can be attributed to the larger stabilization of the newly formed iodonium salt [I(III) CO_3]. A larger activation energy is then required to deprotonate the stabilised iodonium species B–I which translates into the lack of reactivity of this species. On the other hand, the lower energy barriers result in mild reaction conditions for the reaction of bromane and chlorane compounds, with the latter showing an enhanced reactivity dictated by the “barrierless” activation energy. Interestingly, under our reaction conditions, nucleophilic attack occurs selectively at the *meta*-position, and

Fig. 10 Calculated energy diagram (in kcal mol⁻¹) for the formation of arynes from hypervalent halonium.

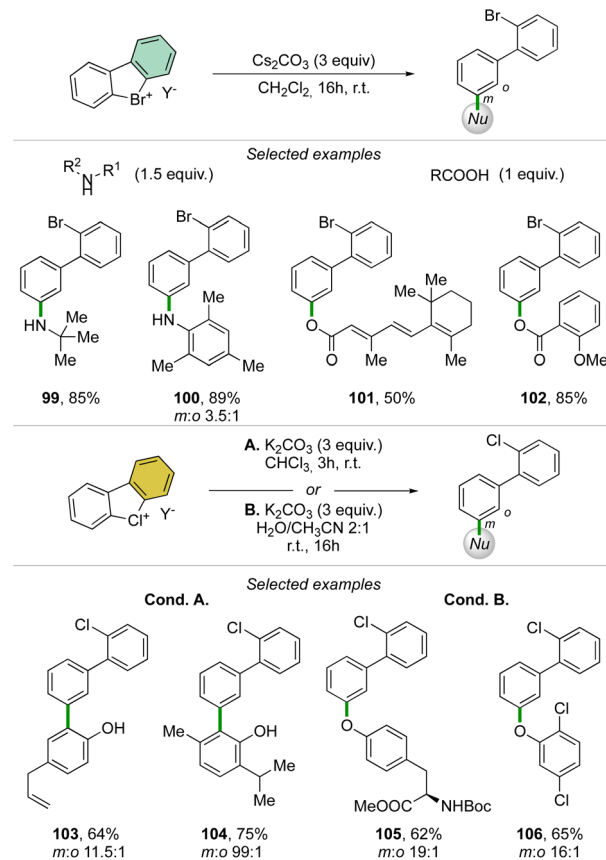
Scheme 25 Cycloadditions with cyclic diaryl λ^3 -bromanes.

as rationalized by experimental and DFT models, the *ortho*-position was sterically demanding and less stabilized.^{86–90}

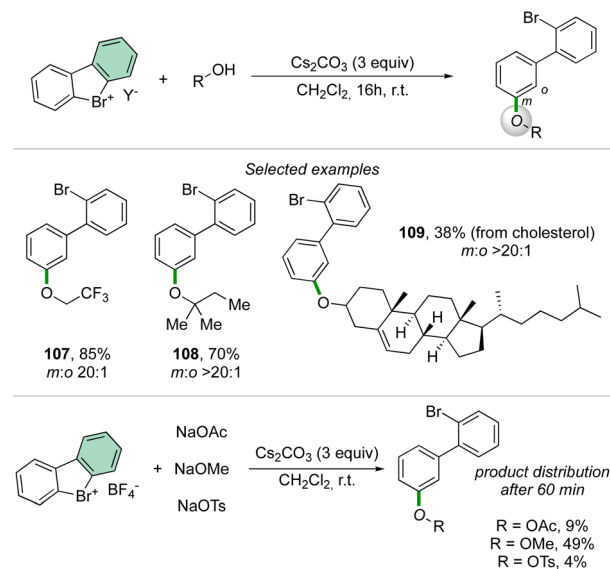
Introduction of substituents into the hypervalent chlorine structure affects the regioselectivity of the reaction enabling the generation of the aryne intermediate on the more electron poor aryl fragment and additionally altering the *meta*-/*ortho*-selectivity of the nucleophilic addition.

Taking advantage of the mild reaction conditions for the generation of the aryne intermediate a diversity of reactions could be designed with success, including [4 + 2] (**88**, **89**), 1,3-dipolar (**90–92**) and [2 + 2] cycloadditions (**93–95**) (Scheme 25). Additionally, rare [4 + 2] reactions involving the β -bromo styrenes were successfully developed yielding interesting tetraphenyl compounds (**96–98**).⁹¹ Carboxylic acids, anilines, aliphatic amines and phenols were also reacted with hypervalent bromines and chlorines, resulting in a vast, diverse, and unprecedented library of compounds (Scheme 26).^{70,73} Sterically demanding anilines and amines were well tolerated (**99**, **100**) and carboxylic acids were particularly *meta*-selective. Conditions-driven chemoselective reaction between phenol and hypervalent chlorines has shown a large functional group tolerance with high regioselectivity towards the formation of triphenyl phenol (**103**, **104**) or highly decorated diphenyl ether (**105**, **106**).

These metal-free C–O and C–N couplings occur under surprisingly mild reaction conditions offering an appealing alternative to the commonly used palladium and copper catalysed Buchwald-Hartwig and Ullmann couplings.

Scheme 26 Reactivity of cyclic diaryl λ^3 -bromanes and chloranes towards carboxylic acids, anilines, amines and phenols.

Taking advantage of the previously described reaction conditions, Li and co-workers have extended the scope of nucleophiles in the reaction of cyclic diaryl hypervalent bromines, thus exploiting the formation of C–O bonds using

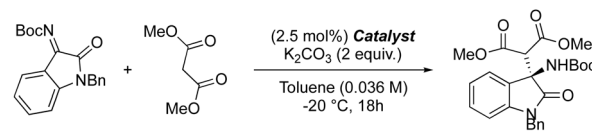
Scheme 27 Reactivity of cyclic diaryl λ^3 -bromanes towards alcohols.

Scheme 28 Cyclic diaryl λ^3 -bromane catalysed Michael reaction.Scheme 29 Enantioselective Mannich reaction catalysed by cyclic diaryl λ^3 -bromanes.

aliphatic alcohols.⁹² The reaction proceeds smoothly with a large variety of primary, secondary, and tertiary alcohols delivering the corresponding aryl ethers in good to excellent yields.

Interestingly, the competition experiment using NaOTs, NaOMe and NaOAc (1 : 1 : 1 equiv. vs. 1 equiv. of 2) with 2-BF₄ delivered a mixture of products (Scheme 27). The distribution can be correlated with the nucleophilicity of the anions, thus following the order: OMe⁻ > OAc⁻ > OTs⁻.

Deuteration experiments further corroborate the formation of an aryne intermediate, thus leading to a high level of deuteration at the *ortho*-position. Besides acting as a reagent, the catalytic activity of these compounds could also be expected.⁹³⁻⁹⁵ Following this hypothesis, Yoshida and co-workers have reported the first halogen-bonding catalysis using cyclic diaryl λ^3 -bromane **110**.⁶⁹ The larger electron withdrawing ability of the bromane, in comparison with the iodane counterpart, enabled the Michael reaction between indoles and the *trans*-crotonophenone (Scheme 28).⁹⁴

**Catalysts**Scheme 30 Enantioselective Mannich reaction catalysed by *N*-nitrosamine cyclic diaryl λ^3 -bromanes.

Indeed, while Br(III) leads to complete conversion within 90 min, the corresponding iodane compound turned out to be completely inactive under these reaction conditions. The counter anion of the bromanes affected the catalytic activity, while indeed the strongly coordinating chlorine anion led to a low-yielding reaction, the triflate and BAF₄ accelerated the reaction rate and boosted the product formation to high yields (up to 96%). Subsequently, Yoshida and co-workers described the first enantioselective halogen-bonding catalysis using a naphyl-based chiral cyclic diaryl λ^3 -bromane to pursue the vinylogous Mannich reaction of cyanomethyl coumarins with ketimines (Scheme 29).⁷¹ Interestingly, the screening of halogen catalysts (45–48) revealed the superior catalytic efficiency of bromane derivatives achieving 91% yield and 90% ee. On the other hand, chlorane and iodane led to similar enantio-induction although in moderate and low yields respectively.

More recently, Yoshida and co-workers have also explored the use of chiral cyclic diaryl λ^3 -halogens bearing a *N*-nitrosamine moiety for the Mannich reaction of malonic esters and ketimines (Scheme 30).⁷² Halogen nitrosamine catalysts promoted this transformation, although only the bromane catalyst provided high yields and enantioselectivity. In contrast, low or no enantioselectivity was observed while using iodane and chlorane catalysts.

Conclusions

As Lubinkowsky and McEwen announced in 1972, “the bromonium salts will not achieve a preminent status in synthesis until a better method of preparation of the salts than the one presently available is discovered.”, these words remain currently true.⁷⁵ Indeed, while recent investigations reported innovative and more efficient synthetic approaches and new reactivity patterns for these niche compounds, we may have only uncovered the thin end of the wedge. Within this perspective, we have analysed and compared the reactivity of diaryl hypervalent λ^3 -iodines, bromines and chlorines with a particular focus on the relative differences. The bromane and chlorane compounds are undoubtedly superior arylating agents with respect to the iodanes, and their enhanced reactivity emerges from the better-leaving group ability of Br(III) and



Cl(III), as also expressed by the Hammett value, as a direct consequence of the intrinsic electronegativity of the elements. New opportunities in the field can be envisioned either in the use of these compounds as reagents, for instance as oxidants or aryl precursors for the functionalization and/or construction of more complex structures, as well as catalysts and as fundamental components in crystal engineering. We are strongly convinced that further experimental efforts combined with mechanistic studies will lead to uncovering new reactivity pathways for hypervalent chlorines and bromines, thus expanding the synthetic toolbox. We may have only uncovered the thin end of the wedge. We hope to have shed light on a relatively uncharted hypervalent chemistry of bromane and chlorane compounds, thus providing the readers with a complete overview of the field.

Author contributions

ML and JWD have designed and prepared the present review.

Conflicts of interest

There are no conflicts of interest to declare.

Acknowledgements

This work is funded by EC ERC SG "ALCHIMIE", Grant agreement ID: 949804.

Notes and references

- 1 A. Bauer and N. Maulide, *Chem. Sci.*, 2021, **12**, 853–864.
- 2 S. S. Karandikar, A. Bhattacharjee, B. E. Metzger, N. Javalay, E. J. Valente, T. M. McCormick and D. R. Stuart, *Chem. Sci.*, 2022, **13**, 6532–6540.
- 3 N. C. Norman and P. G. Pringle, *Chemistry*, 2022, **4**, 1226–1249.
- 4 H. P. de Magalhães, O. Sala and H. P. Lüthi, in *PATAI'S Chemistry of Functional Groups*, ed. Z. Rappoport, John Wiley & Sons, Ltd, Chichester, UK, 2018, pp. 1–29.
- 5 G. Sean McGrady and J. W. Steed, in *Encyclopedia of Inorganic Chemistry*, ed. R. B. King, R. H. Crabtree, C. M. Lukehart, D. A. Atwood and R. A. Scott, John Wiley & Sons, Ltd, Chichester, UK, 2006, p. ia094.
- 6 V. V. Zhdankin, *Hypervalent iodine chemistry: preparation, structure, and synthetic applications of polyvalent iodine compounds*, John Wiley & Sons, Inc, Chichester, West Sussex, 2014.
- 7 T. Wirth, *Angew. Chem., Int. Ed.*, 2005, **44**, 3656–3665.
- 8 *Hypervalent iodine chemistry: modern developments in organic synthesis*, ed. T. Wirth, Y. Kita and Y. Kita, Springer, Berlin Heidelberg, 2003.
- 9 A. Yoshimura and V. V. Zhdankin, *Chem. Rev.*, 2016, **116**, 3328–3435.
- 10 L. F. Silva, Jr. and B. Olofsson, *Nat. Prod. Rep.*, 2011, **28**, 1722.
- 11 X. Peng, A. Rahim, W. Peng, F. Jiang, Z. Gu and S. Wen, *Chem. Rev.*, 2023, **123**, 1364–1416.
- 12 X. Wang and A. Studer, *Acc. Chem. Res.*, 2017, **50**, 1712–1724.
- 13 J. Charpentier, N. Früh and A. Togni, *Chem. Rev.*, 2015, **115**, 650–682.
- 14 D. P. Hari, P. Caramenti and J. Waser, *Acc. Chem. Res.*, 2018, **51**, 3212–3225.
- 15 F. Sousa e Silva, T. Anthony and S. Wengryniuk, *Molecules*, 2017, **22**, 780.
- 16 B. Winterson, T. Patra and T. Wirth, *Synthesis*, 2022, **54**, 1261–1271.
- 17 K. Miyamoto and M. Uchiyama, *Chem. Lett.*, 2021, **50**, 832–838.
- 18 K. Miyamoto, in *Patai's Chemistry of Functional Groups*, John Wiley & Sons, Ltd, 2018, pp. 1–25.
- 19 U. Farooq, A.-H. A. Shah and T. Wirth, *Angew. Chem., Int. Ed.*, 2009, **48**, 1018–1020.
- 20 M. Ochiai, *Synlett*, 2009, **2009**, 159–173.
- 21 B. Olofsson, in *Hypervalent Iodine Chemistry*, ed. T. Wirth, Springer International Publishing, Cham, 2015, vol. 373, pp. 135–166.
- 22 M. Ochiai, N. Tada, K. Miyamoto and M. Shiro, *Heteroat. Chem.*, 2011, **22**, 325–330.
- 23 M. M. Hoque, K. Miyamoto, N. Tada, M. Shiro and M. Ochiai, *Org. Lett.*, 2011, **13**, 5428–5431.
- 24 M. Ochiai, A. Yoshimura, Md. M. Hoque, T. Okubo, M. Saito and K. Miyamoto, *Org. Lett.*, 2011, **13**, 5568–5571.
- 25 M. Ochiai, A. Yoshimura, K. Miyamoto, S. Hayashi and W. Nakanishi, *J. Am. Chem. Soc.*, 2010, **132**, 9236–9239.
- 26 M. Ochiai, A. Yoshimura and K. Miyamoto, *Tetrahedron Lett.*, 2009, **50**, 4792–4795.
- 27 M. Ochiai, A. Yoshimura, T. Mori, Y. Nishi and M. Hirobe, *J. Am. Chem. Soc.*, 2008, **130**, 3742–3743.
- 28 M. Nakajima, K. Miyamoto, K. Hirano and M. Uchiyama, *J. Am. Chem. Soc.*, 2019, **141**, 6499–6503.
- 29 M. Ochiai, K. Miyamoto, T. Kaneaki, S. Hayashi and W. Nakanishi, *Science*, 2011, **332**, 448–451.
- 30 M. Ochiai, K. Miyamoto, S. Hayashi and W. Nakanishi, *Chem. Commun.*, 2010, **46**, 511–521.
- 31 J. P. Brand and J. Waser, *Chem. Soc. Rev.*, 2012, **41**, 4165.
- 32 V. V. Zhdankin and P. J. Stang, *Chem. Rev.*, 2008, **108**, 5299–5358.
- 33 R. B. Sandin and A. S. Hay, *J. Am. Chem. Soc.*, 1952, **74**, 274–275.
- 34 H. Heaney and P. Lees, *Tetrahedron*, 1968, **24**, 3717–3723.
- 35 A. N. Nesmeyanov, L. G. Makarova and T. P. Tolstaya, *Tetrahedron*, 1957, **1**, 145–157.
- 36 A. N. Nesmeyanov, I. N. Lisichkina, A. S. Kulikov, A. N. Vanchikov, T. P. Tolstaia and V. A. Chertkov, *Dokl. Akad. Nauk SSSR*, 1978, **243**, 1463–1466.
- 37 G. A. Olah, T. Sakakibara and G. Asensio, *J. Org. Chem.*, 1978, **43**, 463–468.
- 38 Z. Hou, Y. Zhu and Q. Wang, *Sci. China, Ser. B: Chem.*, 1996, **39**, 260.
- 39 A. N. Nesmeyanov, A. N. Vanchikov, I. N. Lisichkina, V. V. Grushin and T. P. Tolstaia, *Dokl. Akad. Nauk SSSR*, 1980, **255**, 1386.
- 40 H. J. Frohn and M. Giesen, *J. Fluorine Chem.*, 1998, **89**, 59–63.



- 41 A. N. Nesmeyanov, I. N. Lisichkina, A. N. Vanchikov and T. P. Tolstaya, *Russ. Chem. Bull.*, 1976, **25**, 224.
- 42 H. J. Frohn, M. Giesen, D. Welting and G. Henkel, *Eur. J. Solid State Inorg. Chem.*, 1996, **33**, 841.
- 43 A. N. Nesmeyanov, A. N. Vanchikov, I. N. Lisichkina, V. V. Lazarev and T. P. Tolstaya, *Dokl. Akad. Nauk SSSR*, 1980, **255**, 1136.
- 44 H. J. Frohn, M. Giesen, D. Welting and G. Henkel, *Eur. J. Solid State Inorg. Chem.*, 1999, **33**, 841.
- 45 A. N. Nesmeyanov, A. N. Vanchikov, I. N. Lisichkina, N. S. Khruscheva and T. P. Tolstaya, *Dokl. Akad. Nauk SSSR*, 1980, **254**, 652.
- 46 M. Ochiai, Y. Nishi, S. Goto, M. Shiro and H. J. Frohn, *J. Am. Chem. Soc.*, 2003, **125**, 15304–15305.
- 47 M. Ochiai, Y. Nishi, S. Goto and H. J. Frohn, *Angew. Chem., Int. Ed.*, 2005, **44**, 406–409.
- 48 A. N. Nesmeyanov, T. L. Khotsyanova, V. V. Saat-sasov, T. P. Tolstaya and L. S. Isaeva, *Dokl. Akad. Nauk SSSR*, 1974, **218**, 140.
- 49 T. L. Chan and Z. Xie, *Chem. Sci.*, 2018, **9**, 2284–2289.
- 50 M. Bühl and A. Hirsch, *Chem. Rev.*, 2001, **101**, 1153–1184.
- 51 R. B. King, *Chem. Rev.*, 2001, **101**, 1119–1152.
- 52 I. I. Demkina, A. N. Vanchikov, V. V. Grushin and T. P. Tolstaya, *Russ. Chem. Bull.*, 1985, **34**, 858–861.
- 53 V. V. Grushin, T. P. Tolstaya and I. N. Lisichkina, *Izv. Akad. Nauk SSSR, Ser. Khim.*, 1982, 2412.
- 54 A. I. Yanovsky, Yu. T. Struchkov, V. V. Grushin, T. P. Tolstaya and I. I. Demkina, *Zh. Strukt. Khim.*, 1988, **29**, 89.
- 55 H. J. Frohn and M. Giesen, *J. Fluorine Chem.*, 1984, **24**, 9–15.
- 56 K. Miyamoto, M. Saito, S. Tsuji, T. Takagi, M. Shiro, M. Uchiyama and M. Ochiai, *J. Am. Chem. Soc.*, 2021, **143**, 9327–9331.
- 57 M. Ochiai, T. Kaneaki, N. Tada, K. Miyamoto, H. Chuman, M. Shiro, S. Hayashi and W. Nakanishi, *J. Am. Chem. Soc.*, 2007, **129**, 12938–12939.
- 58 C. Zhu, N. W. J. Ang, T. H. Meyer, Y. Qiu and L. Ackermann, *ACS Cent. Sci.*, 2021, **7**, 415–431.
- 59 M. Elsherbini and W. J. Moran, *Org. Biomol. Chem.*, 2021, **19**, 4706–4711.
- 60 M. Elsherbini and T. Wirth, *Chem. - Eur. J.*, 2018, **24**, 13399–13407.
- 61 R. Francke, *Curr. Opin. Electrochem.*, 2019, **15**, 83–88.
- 62 J. D. Haupt, M. Berger and S. R. Waldvogel, *Org. Lett.*, 2019, **21**, 242–245.
- 63 T. T. Nguyen and J. C. Martin, *J. Am. Chem. Soc.*, 1980, **102**, 7382–7383.
- 64 T. T. Nguyen, S. R. Wilson and J. C. Martin, *J. Am. Chem. Soc.*, 1986, **108**, 3803–3811.
- 65 I. Sokolovs, N. Mohebbati, R. Francke and E. Suna, *Angew. Chem., Int. Ed.*, 2021, **60**, 15832–15837.
- 66 N. Mohebbati, I. Sokolovs, P. Woite, M. Lõkov, E. Parman, M. Ugandi, I. Leito, M. Roemelt, E. Suna and R. Francke, *Chem. - Eur. J.*, 2022, **28**, e202200974.
- 67 I. Sokolovs and E. Suna, *Org. Lett.*, 2023, **25**, 2047–2052.
- 68 E. S. Stoyanov, I. V. Stoyanova, F. S. Tham and C. A. Reed, *J. Am. Chem. Soc.*, 2010, **132**, 4062–4063.
- 69 Y. Yoshida, S. Ishikawa, T. Mino and M. Sakamoto, *Chem. Commun.*, 2021, **57**, 2519–2522.
- 70 M. Lanzi, Q. Dherbassy and J. Wencel-Delord, *Angew. Chem., Int. Ed.*, 2021, **60**, 14852–14857.
- 71 Y. Yoshida, T. Mino and M. Sakamoto, *ACS Catal.*, 2021, **11**, 13028–13033.
- 72 Y. Yoshida, T. Ao, T. Mino and M. Sakamoto, *Molecules*, 2023, **28**, 384.
- 73 M. Lanzi, T. Rogge, T. S. Truong, K. N. Houk and J. Wencel-Delord, *J. Am. Chem. Soc.*, 2023, **145**, 345–358.
- 74 W. W. Chen, M. Artigues, M. Font-Bardia, A. B. Cuenca and A. Shafir, *J. Am. Chem. Soc.*, 2023, **145**, 13796–13804.
- 75 J. J. Lubinkowski and W. E. McEwen, *Tetrahedron Lett.*, 1972, **13**, 4817–4820.
- 76 V. V. Grushin, M. M. Kantor, T. P. Tolstaya and T. M. Shcherbina, *Russ. Chem. Bull.*, 1984, **33**, 2130–2135.
- 77 V. V. Grushin, I. I. Demkina and T. P. Tolstaya, *Inorg. Chem.*, 1991, **30**, 1760–1765.
- 78 V. V. Grushin, *Acc. Chem. Res.*, 1992, **25**, 529–536.
- 79 J. V. Crivello, *J. Polym. Sci., Part A: Polym. Chem.*, 1999, **37**, 4241–4254.
- 80 J. V. Crivello and J. H. W. Lam, *J. Polym. Sci., Polym. Lett. Ed.*, 1978, **16**, 563–571.
- 81 J. V. Crivello and J. H. W. Lam, *Macromolecules*, 1977, **10**, 1307–1315.
- 82 J. L. Dektar and N. P. Hacker, *J. Org. Chem.*, 1991, **56**, 1838–1844.
- 83 T. Sato, K. Shimizu and H. Moria, *J. Chem. Soc., Perkin Trans. 1*, 1974, 1537.
- 84 J. Shi, L. Li and Y. Li, *Chem. Rev.*, 2021, **121**, 3892–4044.
- 85 Z. J. P. Hou and L. X. H. He, *Chin. Chem. Lett.*, 2002, **13**, 189–192.
- 86 Z. Liu and R. C. Larock, *J. Org. Chem.*, 2006, **71**, 3198–3209.
- 87 P. M. Tadross, C. D. Gilmore, P. Bugga, S. C. Virgil and B. M. Stoltz, *Org. Lett.*, 2010, **12**, 1224–1227.
- 88 H. Yoshida, S. Sugiura and A. Kunai, *Org. Lett.*, 2002, **4**, 2767–2769.
- 89 S. M. Bronner, J. L. Mackey, K. N. Houk and N. K. Garg, *J. Am. Chem. Soc.*, 2012, **134**, 13966–13969.
- 90 J. M. Medina, J. L. Mackey, N. K. Garg and K. N. Houk, *J. Am. Chem. Soc.*, 2014, **136**, 15798–15805.
- 91 M. Lanzi, R. A. Ali Abdine, M. De Abreu and J. Wencel-Delord, *Org. Lett.*, 2021, **23**, 9047–9052.
- 92 Y. Wang, Y.-N. Tian, S. Ren, R. Zhu, B. Huang, Y. Wen and S. Li, *Org. Chem. Front.*, 2023, **10**, 793–798.
- 93 F. Heinen, E. Engelage, A. Dreger, R. Weiss and S. M. Huber, *Angew. Chem., Int. Ed.*, 2018, **57**, 3830–3833.
- 94 G. Cavallo, J. S. Murray, P. Politzer, T. Pilati, M. Ursini and G. Resnati, *IUCrJ*, 2017, **4**, 411–419.
- 95 R. L. Sutar and S. M. Huber, *ACS Catal.*, 2019, **9**, 9622–9639.

