

## RESEARCH ARTICLE

View Article Online  
View Journal | View IssueCite this: *Inorg. Chem. Front.*, 2022,  
9, 6527

# An indium-based microporous metal–organic framework with unique three-way rod-shaped secondary building units for efficient methane and hydrogen storage†

Hui Cui,‡<sup>a,b</sup> Yingxiang Ye, <sup>c</sup> Ruibiao Lin, <sup>d</sup> Yanshu Shi,<sup>a</sup> Zeid A. Allothman, <sup>e</sup> Osamah Alduhaish,<sup>e</sup> Bin Wang, <sup>\*c</sup> Jian Zhang<sup>f</sup> and Banglin Chen <sup>\*a</sup>Received 10th September 2022,  
Accepted 24th October 2022

DOI: 10.1039/d2qi01956f

rsc.li/frontiers-inorganic

A novel microporous indium-based MOF material with unique 3-way rod-shaped secondary building units (SBUs), UTSA-22, was reported and exhibited high methane (CH<sub>4</sub>) and hydrogen (H<sub>2</sub>) storage. At 298 K and 65 bar, the total CH<sub>4</sub> volumetric uptake of UTSA-22 is 174 cm<sup>3</sup>(STP) cm<sup>-3</sup>. Moreover, UTSA-22 shows a high CH<sub>4</sub> working capacity of 146 cm<sup>3</sup>(STP) cm<sup>-3</sup> in a pressure range of 5–65 bar at 298 K. In addition, UTSA-22 shows a high H<sub>2</sub> gravimetric storage capacity (1.2 wt%) at 298 K and 100 bar.

As a primary greenhouse gas, carbon dioxide has been released globally to reach a record high level as fossil fuel demand is growing tremendously. Methane (CH<sub>4</sub>), a primary component in natural gas, is considered a potential alternative to liquid fossil fuels since it is clean, abundant, and renewable on earth.<sup>1</sup> However, low energy densities have limited its practical applications. In this regard, to utilize methane as a transportation fuel, a suitable adsorbent with high CH<sub>4</sub> storage capacity at low pressures will be required (when methane is used as a transportation fuel stored by an adsorbent).<sup>2</sup> Therefore, significant interest has been shown in adsorbed natural gas systems to overcome these problems, including filling the tank with porous materials for storing high-density methane at moderate pressures. According to the guidelines of the department of energy (DOE) in the U.S.,<sup>3</sup> ambitious targets for volumetric and gravimetric capacities for CH<sub>4</sub> storage are up to 350 cm<sup>3</sup>(STP) cm<sup>-3</sup> and 0.5 g/g, respectively, at room temperature (R.T.) for the next generation of clean energy auto-

mobiles when considering the ignored loss of the packing adsorbent. Thus, comprehensive research efforts are being devoted to developing novel adsorbent materials with high CH<sub>4</sub> storage capacity to achieve these challenging storage goals.<sup>4,5</sup>

Owing to their high Brunauer–Emmett–Teller (BET) surface areas and tunable pore functions, metal–organic frameworks (MOFs) are emerging as a new generation of crystalline materials that are able to outperform conventionally used activated carbon, zeolites, and silica gels in a multitude of different physico-chemical aspects.<sup>6–15</sup> Large numbers of MOFs have been demonstrated to be promising for CH<sub>4</sub> storage, considering both volumetric and gravimetric CH<sub>4</sub> uptake and storage.<sup>16–24</sup> It is worth noting that the CH<sub>4</sub> volumetric working capacity (also known as deliverable capacity) is considered to be a much more important parameter to assess the performance of these absorptive materials for practical applications due to the limitations of gas tanks in vehicles, which reflects the actual driving range using natural gas.<sup>25–27</sup> At present, to achieve a high working capacity, it is necessary to maximize the amount of methane stored at high pressure and minimize methane storage at low pressure (around 5 bar).<sup>28–30</sup> Several strategies have been proven to improve the CH<sub>4</sub> working capacity, such as optimizing pore structure, tuning the framework's flexibility, and incorporating strong binding sites.<sup>31–35</sup> However, it is still challenging to optimize the pore structure with an appropriate CH<sub>4</sub> binding affinity for balancing the trade-off of methane adsorption between low and high pressures to therefore obtain a superior volumetric working capacity.<sup>36–39</sup>

Herein, a three-dimensional microporous metal–organic framework [In<sub>5</sub>(TTETA)<sub>11/3</sub>(OH)<sub>4</sub>(H<sub>2</sub>O)·30H<sub>2</sub>O·19DMF]

<sup>a</sup>Department of Chemistry, University of Texas at San Antonio, One UTSA Circle, San Antonio, Texas, 78249-0698 USA

<sup>b</sup>Physics Division, Argonne National Laboratory, Lemont, IL 60439, USA

<sup>c</sup>Department of Chemistry, University of North Texas, Denton, TX 76201, USA

<sup>d</sup>MOE Key Laboratory of Bioinorganic and Synthetic Chemistry, School of Chemistry, Sun Yat-Sen University, Guangzhou, 510006 P. R. China

<sup>e</sup>Chemistry Department, College of Science, King Saud University, Riyadh 11451, Saudi Arabia

<sup>f</sup>Molecular Foundry, Lawrence Berkeley National Laboratory, Berkeley, California 94720, USA

†Electronic supplementary information (ESI) available. CCDC 2204487. For ESI and crystallographic data in CIF or other electronic format see DOI: <https://doi.org/10.1039/d2qi01956f>

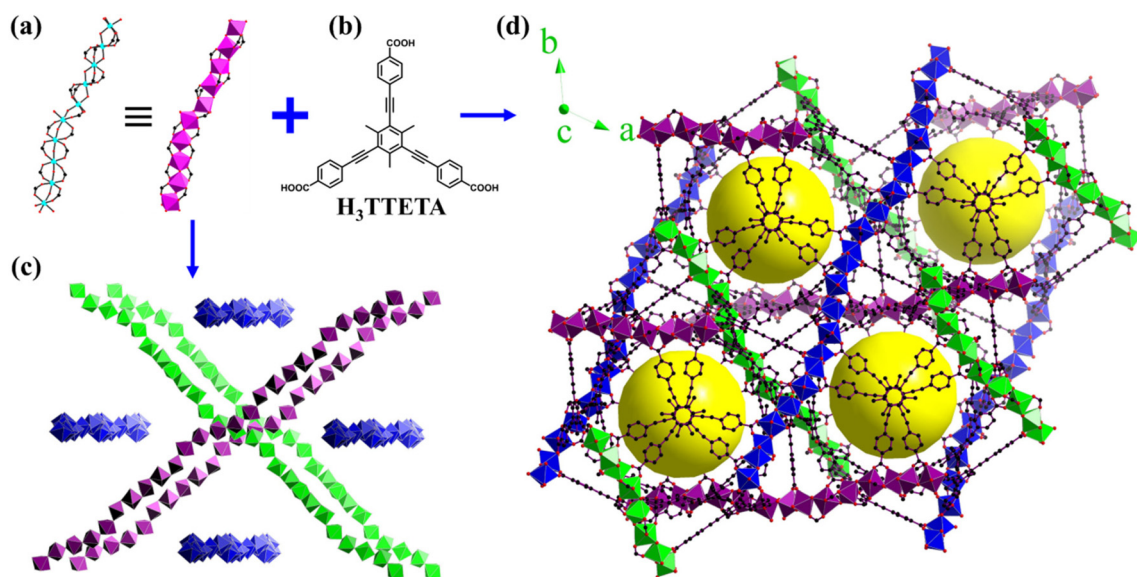
‡These authors contributed equally to this work.

(UTSA-22,  $H_3TTETA = 4,4',4''-(2,4,6\text{-trimethylbenzene-1,3,5-triyl})\text{tris(ethyne-2,1-diyl)}$ ) tribenzoic acid), with unique 3-way rod-shaped SBUs, was synthesized under solvothermal conditions. It was found that the activated UTSA-22 shows a high methane uptake of  $174 \text{ cm}^3(\text{STP}) \text{ cm}^{-3}$  at 298 K and 65 bar, which is higher than those of DUT-4 ( $164 \text{ cm}^3(\text{STP}) \text{ cm}^{-3}$ ),<sup>3</sup> Fe-NDC ( $160 \text{ cm}^3(\text{STP}) \text{ cm}^{-3}$ )<sup>40</sup> and VNU-22 ( $155 \text{ cm}^3(\text{STP}) \text{ cm}^{-3}$ ).<sup>40</sup> Moreover, this uptake value is comparable to some of the top performing materials when considering the significantly low surface area of UTSA-22 ( $2173 \text{ m}^2 \text{ g}^{-1}$ ), such as MOF-205 ( $183 \text{ cm}^3(\text{STP}) \text{ cm}^{-3}$ ),<sup>41</sup> FJI-H23 ( $179 \text{ cm}^3(\text{STP}) \text{ cm}^{-3}$ ),<sup>42</sup> and BUT-22 ( $182 \text{ cm}^3(\text{STP}) \text{ cm}^{-3}$ ).<sup>16</sup> Additionally, the  $H_2$  storage capacity of UTSA-22 can reach 1.2 wt% ( $8.45 \text{ g L}^{-1}$ ) at 100 bar and 298 K.

Solvothermal reactions of  $H_3TTETA$  with  $\text{In}(\text{NO}_3)_3 \cdot 6\text{H}_2\text{O}$  and nitric acid yielded single crystals of UTSA-22. Single-crystal X-ray diffraction analysis revealed that UTSA-22 crystallizes in the trigonal system, space group  $R\bar{3}c$ . Three independent  $\text{In}^{3+}$  atoms, 11/6  $\text{TTETA}^{3-}$  ligands, and one  $\mu_2\text{-OH}^-$  group were observed in the asymmetric unit of UTSA-22. Both  $\text{In}^{3+}$  atoms are coordinated with four carboxylate O atoms coming from four different  $\text{TTETA}^{3-}$  ligands in the equatorial positions and two  $\mu_2\text{-OH}^-$  groups in the apical positions. The lengths of In–O and In–OH bonds are in the ranges of 2.050(4)–2.209(6) and 2.026(6)–2.094(6) Å, respectively (Table S2†). For the  $\text{TTETA}^{3-}$  ligand, two carboxyl groups coordinate with two adjacent  $\text{In}^{3+}$  atoms in a bi-monodentate coordination, and the remaining carboxyl group coordinates with the  $\text{In}^{3+}$  atom in a monodentate mode (Fig. 1). The uncoordinated carboxylate O atom (O12) can form hydrogen bonding interactions with a  $\mu_2\text{-OH}^-$  group (O2, the distance is 2.6 Å, Fig. S1†). The connection of  $\text{In}^{3+}$  atoms with carboxylate and  $\mu_2\text{-OH}^-$  groups in the order of

“In1–In2–In3–In2–In1” results in infinite rod-shaped secondary building units (SBUs). The SBUs are bridged by  $\text{TTETA}^{3-}$  ligands making a three-dimensional structure with one type of double-wall disordered octahedral cage (Fig. S2†). The diameter of the octahedral cage is about 18 Å. In addition, two types of pore walls with thicknesses of 3.6 and 7.7 Å, respectively, are observed in UTSA-22 (Fig. S3†). Interestingly, the 1D chains in UTSA-22 are arranged in a three-way model, which differs from the commonly observed one-way or two-way models (Fig. 1).<sup>43–46</sup> Similar SBUs have been reported in a recently published work.<sup>47</sup> It should be pointed out that, while preparing this manuscript, the single crystal structure of UTSA-22 was reported by Li and co-workers, and this MOF was used for the detection of selective antibiotics in water.<sup>48</sup> The total potential solvent accessible void volume of the framework is 65% of the whole structure as estimated by PLATON.<sup>49</sup>

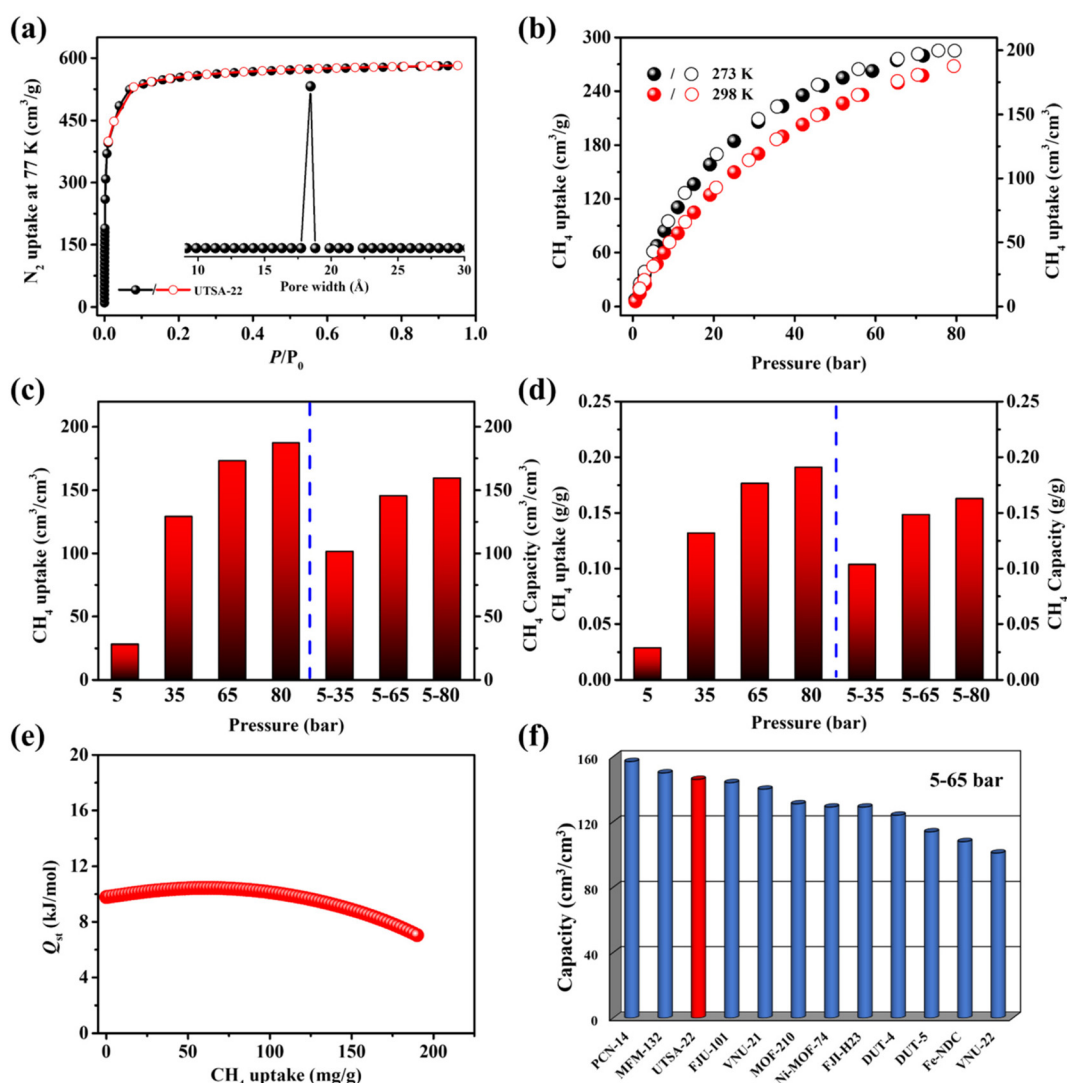
The phase purity of UTSA-22 was examined by powder X-ray diffraction (PXRD) measurements (Fig. S5†). The PXRD peaks of the as-synthesized sample match with those of simulated ones obtained from the single-crystal data, proving the high phase purity of UTSA-22. The crystal structure remains intact after activation. In the thermogravimetric analysis (TGA) curve, two steps of weight loss were clearly observed: one is in the temperature range of 21–69 °C with a weight loss of 12%, and the other one is in the temperature range of 69–137 °C with a weight loss of 30% (Fig. S6†). By considering that in the synthesis of UTSA-22, only water, DMF, and  $\text{HNO}_3$  (10  $\mu\text{L}$ , 16 M) are used, and the trace  $\text{HNO}_3$  will decompose to  $\text{NO}_2$  at high temperature, it is thus believed that the two steps of weight loss belong to that of water and DMF in the pores of UTSA-22, respectively. The calculated amount of water and DMF molecules in the pores of UTSA-22 are 30 and 19, respectively,



**Fig. 1** (a) Infinite 1D rod-shaped SBUs, (b) structural formula of the ligand,  $H_3TTETA$ , (c) the packing of the SBUs, and (d) a three-dimensional framework structure of UTSA-22 viewed along the crystallographic  $c$ -axis (color code: In, turquoise; C, black; and O, red; an octahedral geometry constituted by In and O; and hydrogen atoms are omitted for clarity).

which is reasonable considering the large cell parameters ( $a = b = 51.504(3) \text{ \AA}$ ,  $c = 50.096(4) \text{ \AA}$ ;  $\alpha = \beta = 90^\circ$ ,  $\gamma = 120^\circ$ ; and  $v = 115\,083(17) \text{ \AA}^3$ ) of the host framework. The framework of **UTSA-22** is stable up to  $\sim 400^\circ\text{C}$ , followed by its decomposition (Fig. S6†). Besides, in the FT-IR spectra, a slight red shift of the characteristic peaks belonging to the carbonyl group in **UTSA-22** was observed compared with those of the  $\text{H}_3\text{TTETA}$  ligand, demonstrating the coordination between the carboxylate groups and metals (Fig. S7†). At 77 K, **UTSA-22** was examined by  $\text{N}_2$  adsorption to achieve permanent porosity (Fig. 2a). The saturated  $\text{N}_2$  uptake of **UTSA-22** is  $581 \text{ cm}^3(\text{STP}) \text{ g}^{-1}$ , corresponding to  $2173 \text{ m}^2 \text{ g}^{-1}$  as the BET surface area (Fig. S8 and S9†). Therefore, the experimental total pore volume of **UTSA-22** is  $0.90 \text{ cm}^3 \text{ g}^{-1}$ , which is close to the theoretical value of  $0.93 \text{ cm}^3 \text{ g}^{-1}$  by PLATON calculation.

The  $\text{CH}_4$  storage capacity of **UTSA-22** was explored from the beginning accordingly. At 273 and 298 K,  $\text{CH}_4$  adsorption isotherms were measured from 0 to 80 bar, respectively. As shown in Fig. 2b, at 35 bar and 298 K, the total gravimetric  $\text{CH}_4$  uptake of **UTSA-22** is  $183 \text{ cm}^3(\text{STP}) \text{ g}^{-1}$ , exceeding the DOE's previous goal ( $180 \text{ cm}^3(\text{STP}) \text{ g}^{-1}$ ), without regard for packing density loss. At 65 and 80 bar, the total gravimetric  $\text{CH}_4$  uptake rates of **UTSA-22** are 249 and  $268 \text{ cm}^3(\text{STP}) \text{ g}^{-1}$  at 298 K, which correspond to 0.179 and  $0.192 \text{ g/g}$ , respectively, which are much higher than those of some benchmark MOFs such as Ni-MOF-74 ( $210$  ( $223$ )  $\text{cm}^3(\text{STP}) \text{ g}^{-1}$ ),<sup>50</sup> VNU-22 ( $132$  ( $140$ )  $\text{cm}^3(\text{STP}) \text{ g}^{-1}$ ),<sup>40</sup> and Cu-tbo-MOF-5 ( $208$  ( $225$ )  $\text{cm}^3(\text{STP}) \text{ g}^{-1}$ )<sup>50</sup> under identical conditions (Table S3†). In addition, at 80 bar and 298 K, the volumetric  $\text{CH}_4$  uptake is  $188 \text{ cm}^3(\text{STP}) \text{ cm}^{-3}$ , comparable to those of VNU-21 ( $194 \text{ cm}^3(\text{STP}) \text{ cm}^{-3}$ ),<sup>40</sup>



**Fig. 2** (a)  $\text{N}_2$  adsorption/desorption isotherms for **UTSA-22** at 77K; (b)  $\text{CH}_4$  isotherms at 273 and 298 K for **UTSA-22** up to 80 bar. Solid symbols: adsorption and open symbols: desorption. (c) Volumetric and (d) gravimetric  $\text{CH}_4$  uptake (at 5, 35, 65, and 80 bar, respectively)/working capacities (in the pressure ranges of 35–5, 65–5, and 80–5 bar, respectively) of **UTSA-22** at 298 K. (e)  $Q_{\text{st}}$  of  $\text{CH}_4$  for **UTSA-22** obtained using the virial method; and (f) comparison of the volumetric  $\text{CH}_4$  working capacities (5–65 bar) of **UTSA-22** with some benchmark MOF materials.

BUT-22 ( $202 \text{ cm}^3(\text{STP}) \text{ cm}^{-3}$ ),<sup>16</sup> and MFM-132 ( $213 \text{ cm}^3(\text{STP}) \text{ cm}^{-3}$ ).<sup>34</sup>

The working capacity is another important factor that needs to be considered while assessing porous materials for practical methane storage. The working capacity is the difference in the total adsorption from 5 to 80 (or 65) bar. As shown in Table S3,† at 298 K, the  $\text{CH}_4$  volumetric working capacity (65–5 bar) for **UTSA-22** is  $146 \text{ cm}^3(\text{STP}) \text{ cm}^{-3}$ , which is comparable or higher than those widely explored MOFs like Ni-MOF-74 ( $129 \text{ cm}^3(\text{STP}) \text{ cm}^{-3}$ ),<sup>50</sup> FJU-101 ( $144 \text{ cm}^3(\text{STP}) \text{ cm}^{-3}$ ),<sup>17</sup> DUT-4 ( $124 \text{ cm}^3(\text{STP}) \text{ cm}^{-3}$ ),<sup>3</sup> and VNU-22 ( $101 \text{ cm}^3(\text{STP}) \text{ cm}^{-3}$ ).<sup>40</sup> When the temperature is reduced to 273 K, the  $\text{CH}_4$  volumetric working capacity (65–5 bar) increases to  $157 \text{ cm}^3(\text{STP}) \text{ cm}^{-3}$ , which is higher than some well-known microporous MOFs such as NiMOF-74 ( $106 \text{ cm}^3(\text{STP}) \text{ cm}^{-3}$ ),<sup>51</sup> ZJU-70 ( $134 \text{ cm}^3(\text{STP}) \text{ cm}^{-3}$ ),<sup>52</sup> MOF-505 ( $112 \text{ cm}^3(\text{STP}) \text{ cm}^{-3}$ ),<sup>53</sup> and PCN-14 ( $153 \text{ cm}^3(\text{STP}) \text{ cm}^{-3}$ ).<sup>51</sup> Additionally, the adsorption enthalpy ( $Q_{\text{st}}$ ) of **UTSA-22** is  $9.8 \text{ kJ mol}^{-1}$  (Fig. 2e), which is lower than that found for most reported MOFs (Table S3†). Such a low adsorption enthalpy involving host–guest interactions is significantly important when  $\text{CH}_4$  gas is released from the gas tank.

The  $\text{H}_2$  isotherms of **UTSA-22** were recorded up to 100 bar at 273 and 298 K. As shown in Fig. 3, the gravimetric  $\text{H}_2$  of **UTSA-22** at 298 K and 100 bar is 1.2 wt%, which is higher than the values for most reported MOFs, such as  $\text{Co}_2(\text{BDC})_2(\text{dabco})$  (0.32 wt%),<sup>54</sup>  $\text{Cu}_2(\text{BDC})_2(\text{dabco})$  (0.42 wt%),<sup>54</sup> JUC-48 (1.1 wt%),<sup>55</sup>  $\text{Mg}_2(\text{dobdc})$  (0.8 wt%),<sup>56</sup> and  $\text{Cu}(\text{peip})$  (0.46 wt%)<sup>57</sup> under identical conditions. Besides, **UTSA-22** shows a remarkably high  $\text{H}_2$  volumetric uptake of  $8.45 \text{ g L}^{-1}$  at 298 K and 100 bar, which is higher than some famous MOFs such as NU-1501-Al ( $8.40 \text{ g L}^{-1}$ )<sup>58</sup> and  $\text{Mg}_2(\text{dobdc})$  ( $7.50 \text{ g L}^{-1}$ ).<sup>56</sup> The  $Q_{\text{st}}$  of  $\text{H}_2$  for **UTSA-22** is  $12.3 \text{ kJ mol}^{-1}$  at zero bar based on the isotherms obtained at 298 and 273 K (Fig. S12†).

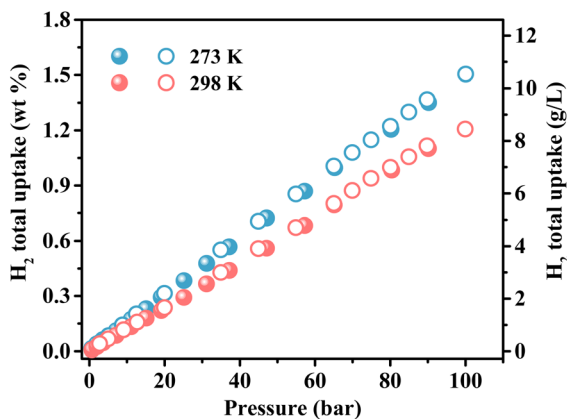


Fig. 3 High-pressure hydrogen adsorption isotherms for **UTSA-22** at 273 and 298 K.

## Conclusions

A novel microporous In-based MOF with unique three-way rod-shaped SBUs, named **UTSA-22**, has been designed and synthesized for efficient  $\text{CH}_4$  and  $\text{H}_2$  storage. Owing to its cage-type structure, **UTSA-22** has a modest BET surface area of  $2173 \text{ m}^2 \text{ g}^{-1}$  and is stable up to  $400 \text{ }^\circ\text{C}$ . **UTSA-22** shows a high  $\text{CH}_4$  gravimetric storage capacity of  $268 \text{ cm}^3(\text{STP}) \text{ g}^{-1}$  ( $0.192 \text{ g/g}$ ) at 80 bar and 298 K. The  $\text{CH}_4$  volumetric delivery capacity (65–5 bar) of **UTSA-22** is  $146 \text{ cm}^3(\text{STP}) \text{ cm}^{-3}$  at 298 K, comparable to or higher than some benchmark MOF materials. Furthermore, the  $\text{H}_2$  gravimetric uptake is 1.2 wt% for **UTSA-22** at 298 K and 100 bar. Therefore **UTSA-22** can be potentially used in  $\text{CH}_4$  and  $\text{H}_2$  storage applications.

## Conflicts of interest

There are no conflicts to declare.

## Acknowledgements

This work was supported by the Welch Foundation (AX-1730). The authors extend their appreciation to the Deputyship for Research & Innovation, Ministry of Education, in Saudi Arabia for funding this research work through the project number DRI-KSU-572. R.-B. L. wants to thank the NSFC (22101307) for its support. X-ray diffraction studies at the Molecular Foundry and Advanced Light Source was supported by the Office of Science, Office of Basic Energy Sciences, of the U.S. Department of Energy (DE-AC02-05CH11231). The authors would like to express their sincere appreciation to Dr. Kaijun Lu from the Marine Science Institute at the University of Texas at Austin for assistance with the thermogravimetric analysis.

## References

- J. Jiang, H. Furukawa, Y.-B. Zhang and O. M. Yaghi, High Methane Storage Working Capacity in Metal–Organic Frameworks with Acrylate Links, *J. Am. Chem. Soc.*, 2016, **138**, 10244–10251.
- T. A. Makal, J.-R. Li, W. Lu and H.-C. Zhou, Methane storage in advanced porous materials, *Chem. Soc. Rev.*, 2012, **41**, 7761–7779.
- Y. He, W. Zhou, G. Qian and B. Chen, Methane storage in metal–organic frameworks, *Chem. Soc. Rev.*, 2014, **43**, 5657–5678.
- Z. Chen, M. R. Mian, S.-J. Lee, H. Chen, X. Zhang, K. O. Kirlikovali, S. Shulda, P. Melix, A. S. Rosen, P. A. Parilla, T. Gennett, R. Q. Snurr, T. Islamoglu, T. Yildirim and O. K. Farha, Fine-Tuning a Robust Metal–Organic Framework toward Enhanced Clean Energy Gas Storage, *J. Am. Chem. Soc.*, 2021, **143**, 18838–18843.
- J. A. Mason, J. Oktawiec, M. K. Taylor, M. R. Hudson, J. Rodriguez, J. E. Bachman, M. I. Gonzalez, A. Cervellino,



- A. Guagliardi, C. M. Brown, P. L. Llewellyn, N. Masciocchi and J. R. Long, Methane storage in flexible metal–organic frameworks with intrinsic thermal management, *Nature*, 2015, **527**, 357–361.
- 6 H. Cui, Y. Ye, T. Liu, Z. A. Allothman, O. Alduhaish, R.-B. Lin and B. Chen, Isoreticular Microporous Metal–Organic Frameworks for Carbon Dioxide Capture, *Inorg. Chem.*, 2020, **59**, 17143–17148.
- 7 H. Cui, Y. Xie, Y. Ye, Y. Shi, B. Liang and B. Chen, An Ultramicroporous Metal–Organic Framework with Record High Selectivity for Inverse CO<sub>2</sub>/C<sub>2</sub>H<sub>2</sub> Separation, *Bull. Chem. Soc. Jpn.*, 2021, **94**, 2698–2701.
- 8 H. Cui, Y. Ye, H. Arman, Z. Li, A. Alsalmeh, R.-B. Lin and B. Chen, Microporous Copper Isophthalate Framework of *mot* Topology for C<sub>2</sub>H<sub>2</sub>/CO<sub>2</sub> Separation, *Cryst. Growth Des.*, 2019, **19**, 5829–5835.
- 9 X. Zhang, R.-B. Lin, J. Wang, B. Wang, B. Liang, T. Yildirim, J. Zhang, W. Zhou and B. Chen, Optimization of the Pore Structures of MOFs for Record High Hydrogen Volumetric Working Capacity, *Adv. Mater.*, 2020, **32**, 1907995.
- 10 R.-B. Lin, S. Xiang, B. Li, Y. Cui, G. Qian, W. Zhou and B. Chen, Our journey of developing multifunctional metal–organic frameworks, *Coord. Chem. Rev.*, 2019, **384**, 21–36.
- 11 W. Gong, H. Cui, Y. Xie, Y. Li, X. Tang, Y. Liu, Y. Cui and B. Chen, Efficient C<sub>2</sub>H<sub>2</sub>/CO<sub>2</sub> Separation in Ultramicroporous Metal–Organic Frameworks with Record C<sub>2</sub>H<sub>2</sub> Storage Density, *J. Am. Chem. Soc.*, 2021, **143**, 14869–14876.
- 12 Y. Xie, Y. Shi, H. Cui, R.-B. Lin and B. Chen, Efficient Separation of Propylene from Propane in an Ultramicroporous Cyanide-Based Compound with Open Metal Sites, *Small Struct.*, 2022, **3**, 2100125.
- 13 Y. Shi, Y. Xie, H. Cui, Z. A. Allothman, O. Alduhaish, R.-B. Lin and B. Chen, An ultramicroporous metal–organic framework with dual functionalities for high sieving separation of CO<sub>2</sub> from CH<sub>4</sub> and N<sub>2</sub>, *Chem. Eng. J.*, 2022, **446**, 137101.
- 14 D. Zhao, X. Wang, L. Yue, Y. He and B. Chen, Porous metal–organic frameworks for hydrogen storage, *Chem. Commun.*, 2022, **58**, 11059–11078.
- 15 D. Zhao, K. Yu, X. Han, Y. He and B. Chen, Recent progress on porous MOFs for process-efficient hydrocarbon separation, luminescent sensing, and information encryption, *Chem. Commun.*, 2022, **58**, 747–770.
- 16 B. Wang, X. Zhang, H. Huang, Z. Zhang, T. Yildirim, W. Zhou, S. Xiang and B. Chen, A microporous aluminum-based metal–organic framework for high methane, hydrogen, and carbon dioxide storage, *Nano Res.*, 2021, **14**, 507–511.
- 17 Y. Ye, R.-B. Lin, H. Cui, A. Alsalmeh, W. Zhou, T. Yildirim, Z. Zhang, S. Xiang and B. Chen, A microporous metal–organic framework with naphthalene diimide groups for high methane storage, *Dalton Trans.*, 2020, **49**, 3658–3661.
- 18 H.-X. Li, Z.-H. Zhang, H. Fang, D.-X. Xue and J. Bai, Synthesis, structure and high methane storage of pure D6R Yb(Y) nonanuclear cluster-based zeolite-like metal–organic frameworks, *J. Mater. Chem. A*, 2022, **10**, 14795–14798.
- 19 D. Alezi, Y. Belmabkhout, M. Suyetin, P. M. Bhatt, Ł. J. Weseliński, V. Solovyeva, K. Adil, I. Spanopoulos, P. N. Trikalitis, A.-H. Emwas and M. Eddaoudi, MOF Crystal Chemistry Paving the Way to Gas Storage Needs: Aluminum-Based soc-MOF for CH<sub>4</sub>, O<sub>2</sub>, and CO<sub>2</sub> Storage, *J. Am. Chem. Soc.*, 2015, **137**, 13308–13318.
- 20 C. Song, Y. Ling, Y. Feng, W. Zhou, T. Yildirim and Y. He, A NbO-type metal–organic framework exhibiting high deliverable capacity for methane storage, *Chem. Commun.*, 2015, **51**, 8508–8511.
- 21 Q.-Y. Yang, P. Lama, S. Sen, M. Lusi, K.-J. Chen, W.-Y. Gao, M. Shivanna, T. Pham, N. Hosono, S. Kusaka, J. J. Perry IV, S. Ma, B. Space, L. J. Barbour, S. Kitagawa and M. J. Zaworotko, Reversible Switching between Highly Porous and Nonporous Phases of an Interpenetrated Diamondoid Coordination Network That Exhibits Gate-Opening at Methane Storage Pressures, *Angew. Chem., Int. Ed.*, 2018, **57**, 5684–5689.
- 22 T. Kundu, B. B. Shah, L. Bolinois and D. Zhao, Functionalization-Induced Breathing Control in Metal–Organic Frameworks for Methane Storage with High Deliverable Capacity, *Chem. Mater.*, 2019, **31**, 2842–2847.
- 23 Y. Yan, M. Juriček, F.-X. Coudert, N. A. Vermeulen, S. Grunder, A. Dailly, W. Lewis, A. J. Blake, J. F. Stoddart and M. Schröder, Non-Interpenetrated Metal–Organic Frameworks Based on Copper(II) Paddlewheel and Oligoparaxylene-Isophthalate Linkers: Synthesis, Structure, and Gas Adsorption, *J. Am. Chem. Soc.*, 2016, **138**, 3371–3381.
- 24 C.-C. Liang, Z.-L. Shi, C.-T. He, J. Tan, H.-D. Zhou, H.-L. Zhou, Y. Lee and Y.-B. Zhang, Engineering of Pore Geometry for Ultrahigh Capacity Methane Storage in Mesoporous Metal–Organic Frameworks, *J. Am. Chem. Soc.*, 2017, **139**, 13300–13303.
- 25 K. A. Forrest, G. Verma, Y. Ye, J. Ren, S. Ma, T. Pham and B. Space, Methane storage in flexible and dynamical metal–organic frameworks, *Chem. Phys. Rev.*, 2022, **3**, 021308.
- 26 Y. Fang, S. Banerjee, E. A. Joseph, G. S. Day, M. Bosch, J. Li, Q. Wang, H. Drake, O. K. Ozdemir, J. M. Ornstein, Y. Wang, T.-B. Lu and H.-C. Zhou, Incorporating Heavy Alkanes in Metal–Organic Frameworks for Optimizing Adsorbed Natural Gas Capacity, *Chem. – Eur. J.*, 2018, **24**, 16977–16982.
- 27 W. Zhou, H. Wu, M. R. Hartman and T. Yildirim, Hydrogen and Methane Adsorption in Metal–Organic Frameworks: A High-Pressure Volumetric Study, *J. Phys. Chem. C*, 2007, **111**, 16131–16137.
- 28 H. Li, L. Li, R.-B. Lin, W. Zhou, Z. Zhang, S. Xiang and B. Chen, Porous metal–organic frameworks for gas storage and separation: Status and challenges, *EnergyChem*, 2019, **1**, 100006.
- 29 C.-X. Chen, Z.-W. Wei, J.-J. Jiang, S.-P. Zheng, H.-P. Wang, Q.-F. Qiu, C.-C. Cao, D. Fenske and C.-Y. Su, Dynamic Spacer Installation for Multirole Metal–Organic

- Frameworks: A New Direction toward Multifunctional MOFs Achieving Ultrahigh Methane Storage Working Capacity, *J. Am. Chem. Soc.*, 2017, **139**, 6034–6037.
- 30 T. Kundu, M. Wahiduzzaman, B. B. Shah, G. Maurin and D. Zhao, Solvent-Induced Control over Breathing Behavior in Flexible Metal–Organic Frameworks for Natural-Gas Delivery, *Angew. Chem., Int. Ed.*, 2019, **58**, 8073–8077.
- 31 H.-M. Wen, K. Shao, W. Zhou, B. Li and B. Chen, A novel expanded metal–organic framework for balancing volumetric and gravimetric methane storage working capacities, *Chem. Commun.*, 2020, **56**, 13117–13120.
- 32 M. Zhang, C. Chen, Z. Shi, K. Huang, W. Fu and W. Zhou, Inserting Amide into NOTT-101 to Sharply Enhance Volumetric and Gravimetric Methane Storage Working Capacity, *Inorg. Chem.*, 2019, **58**, 13782–13787.
- 33 J.-M. Lin, C.-T. He, Y. Liu, P.-Q. Liao, D.-D. Zhou, J.-P. Zhang and X.-M. Chen, A Metal–Organic Framework with a Pore Size/Shape Suitable for Strong Binding and Close Packing of Methane, *Angew. Chem., Int. Ed.*, 2016, **55**, 4674–4678.
- 34 Y. Yan, D. I. Kolokolov, I. da Silva, A. G. Stepanov, A. J. Blake, A. Dailly, P. Manuel, C. C. Tang, S. Yang and M. Schröder, Porous Metal–Organic Polyhedral Frameworks with Optimal Molecular Dynamics and Pore Geometry for Methane Storage, *J. Am. Chem. Soc.*, 2017, **139**, 13349–13360.
- 35 M. Zhang, W. Zhou, T. Pham, K. A. Forrest, W. Liu, Y. He, H. Wu, T. Yildirim, B. Chen, B. Space, Y. Pan, M. J. Zaworotko and J. Bai, Fine Tuning of MOF-505 Analogues To Reduce Low-Pressure Methane Uptake and Enhance Methane Working Capacity, *Angew. Chem., Int. Ed.*, 2017, **56**, 11426–11430.
- 36 J. A. Mason, M. Veenstra and J. R. Long, Evaluating metal–organic frameworks for natural gas storage, *Chem. Sci.*, 2014, **5**, 32–51.
- 37 D. A. Gómez-Gualdrón, T. C. Wang, P. García-Holley, R. M. Sawelewa, E. Argueta, R. Q. Snurr, J. T. Hupp, T. Yildirim and O. K. Farha, Understanding Volumetric and Gravimetric Hydrogen Adsorption Trade-off in Metal–Organic Frameworks, *ACS Appl. Mater. Interfaces*, 2017, **9**, 33419–33428.
- 38 C. Song, H. Liu, J. Jiao, D. Bai, W. Zhou, T. Yildirim and Y. He, High methane storage and working capacities in a NbO-type metal–organic framework, *Dalton Trans.*, 2016, **45**, 7559–7562.
- 39 Y. He, F. Chen, B. Li, G. Qian, W. Zhou and B. Chen, Porous metal–organic frameworks for fuel storage, *Coord. Chem. Rev.*, 2018, **373**, 167–198.
- 40 T. N. Tu, H. T. D. Nguyen and N. T. Tran, Tailoring the pore size and shape of the one-dimensional channels in iron-based MOFs for enhancing the methane storage capacity, *Inorg. Chem. Front.*, 2019, **6**, 2441–2447.
- 41 H. Furukawa, N. Ko, Y. B. Go, N. Aratani, S. B. Choi, E. Choi, A. Ö. Yazaydin, R. Q. Snurr, M. O’Keeffe, J. Kim and O. M. Yaghi, Ultrahigh Porosity in Metal–Organic Frameworks, *Science*, 2010, **329**, 424–428.
- 42 P. Huang, C. Chen, Z. Hong, J. Pang, M. Wu, F. Jiang and M. Hong, Azobenzene Decorated NbO-Type Metal–Organic Framework for High-Capacity Storage of Energy Gases, *Inorg. Chem.*, 2019, **58**, 11983–11987.
- 43 M. Krüger, A. K. Inge, H. Reinsch, Y.-H. Li, M. Wahiduzzaman, C.-H. Lin, S.-L. Wang, G. Maurin and N. Stock, Polymorphous Al-MOFs Based on V-Shaped Linker Molecules: Synthesis, Properties, and in Situ Investigation of Their Crystallization, *Inorg. Chem.*, 2017, **56**, 5851–5862.
- 44 L. Li, S. Wang, T. Chen, Z. Sun, J. Luo and M. Hong, Solvent-Dependent Formation of Cd(II) Coordination Polymers Based on a C<sub>2</sub>-Symmetric Tricarboxylate Linker, *Cryst. Growth Des.*, 2012, **12**, 4109–4115.
- 45 A. Schoedel, M. Li, D. Li, M. O’Keeffe and O. M. Yaghi, Structures of Metal–Organic Frameworks with Rod Secondary Building Units, *Chem. Rev.*, 2016, **116**, 12466–12535.
- 46 V. Colombo, S. Galli, H. J. Choi, G. D. Han, A. Maspero, G. Palmisano, N. Masciocchi and J. R. Long, High thermal and chemical stability in pyrazolate-bridged metal–organic frameworks with exposed metal sites, *Chem. Sci.*, 2011, **2**, 1311–1319.
- 47 Y.-F. Zhang, Z.-H. Zhang, L. Ritter, H. Fang, Q. Wang, B. Space, Y.-B. Zhang, D.-X. Xue and J. Bai, New Reticular Chemistry of the Rod Secondary Building Unit: Synthesis, Structure, and Natural Gas Storage of a Series of Three-Way Rod Amide-Functionalized Metal–Organic Frameworks, *J. Am. Chem. Soc.*, 2021, **143**, 12202–12211.
- 48 Y.-L. Zhao, Q. Chen, J. Lv, M.-M. Xu, X. Zhang and J.-R. Li, Specific sensing of antibiotics with metal–organic frameworks based dual sensor system, *Nano Res.*, 2022, **15**, 6430–6437.
- 49 A. Spek, Single-crystal structure validation with the program PLATON, *J. Appl. Crystallogr.*, 2003, **36**, 7–13.
- 50 F. Gándara, H. Furukawa, S. Lee and O. M. Yaghi, High Methane Storage Capacity in Aluminum Metal–Organic Frameworks, *J. Am. Chem. Soc.*, 2014, **136**, 5271–5274.
- 51 Y. Peng, V. Krungleviciute, I. Eryazici, J. T. Hupp, O. K. Farha and T. Yildirim, Methane Storage in Metal–Organic Frameworks: Current Records, Surprise Findings, and Challenges, *J. Am. Chem. Soc.*, 2013, **135**, 11887–11894.
- 52 X. Duan, C. Wu, S. Xiang, W. Zhou, T. Yildirim, Y. Cui, Y. Yang, B. Chen and G. Qian, Novel Microporous Metal–Organic Framework Exhibiting High Acetylene and Methane Storage Capacities, *Inorg. Chem.*, 2015, **54**, 4377–4381.
- 53 Y. He, W. Zhou, T. Yildirim and B. Chen, A series of metal–organic frameworks with high methane uptake and an empirical equation for predicting methane storage capacity, *Energy Environ. Sci.*, 2013, **6**, 2735–2744.
- 54 T. Takei, J. Kawashima, T. Ii, A. Maeda, M. Hasegawa, T. Kitagawa, T. Ohmura, M. Ichikawa, M. Hosoe, I. Kanoya and W. Mori, Hydrogen Adsorption Properties of Lantern-Type Dinuclear M(BDC)(DABCO)<sub>1/2</sub>, *Bull. Chem. Soc. Jpn.*, 2008, **81**, 847–856.

- 55 Q.-R. Fang, G.-S. Zhu, Z. Jin, Y.-Y. Ji, J.-W. Ye, M. Xue, H. Yang, Y. Wang and S.-L. Qiu, Mesoporous Metal–Organic Framework with Rare *etb* Topology for Hydrogen Storage and Dye Assembly, *Angew. Chem., Int. Ed.*, 2007, **46**, 6638–6642.
- 56 K. Sumida, C. M. Brown, Z. R. Herm, S. Chavan, S. Bordiga and J. R. Long, Hydrogen storage properties and neutron scattering studies of  $\text{Mg}_2(\text{dobdc})$ —a metal–organic framework with open  $\text{Mg}^{2+}$  adsorption sites, *Chem. Commun.*, 2011, **47**, 1157–1159.
- 57 X. Liu, M. Oh and M. S. Lah, Size- and Shape-Selective Isostructural Microporous Metal–Organic Frameworks with Different Effective Aperture Sizes, *Inorg. Chem.*, 2011, **50**, 5044–5053.
- 58 Z. Chen, P. Li, R. Anderson, X. Wang, X. Zhang, L. Robison, L. R. Redfern, S. Moribe, T. Islamoglu, D. A. Gómez-Gualdrón, T. Yildirim, J. F. Stoddart and O. K. Farha, Balancing volumetric and gravimetric uptake in highly porous materials for clean energy, *Science*, 2020, **368**, 297–303.