





# Efficient carbene transfer reactivity mediated by Fe(II) complexes supported by bulky alkoxides†

 Cite this: *Chem. Commun.*, 2024, 60, 7033

 Received 30th April 2024,  
 Accepted 13th June 2024

DOI: 10.1039/d4cc02108h

rsc.li/chemcomm

 Lakshani W. Kulathungage,<sup>a</sup> Sudheer S. Kurup,<sup>a</sup> Edison A. Browne,<sup>‡b</sup>  
 Gabriel H. Spalink,<sup>‡b</sup> Cassandra L. Ward,<sup>c</sup> Richard L. Lord <sup>\*b</sup> and  
 Stanislav Groysman <sup>\*a</sup>

Herein we describe the stoichiometric and catalytic carbene-transfer reactivity of iron(II) alkoxide complexes with iodonium ylide precursors. Treatment of PhIC(CO<sub>2</sub>Me)<sub>2</sub> with styrene in the presence of catalytic amounts of several different Fe(OR)<sub>2</sub>(THF)<sub>2</sub> precursors results in efficient cyclopropanation for a variety of styrenes. Computational and reactivity studies suggest a novel remote metallocarbene/vinyl radical intermediate, Fe(OR)<sub>2</sub>(κ<sup>2</sup>-(O=C(OMe))<sub>2</sub>C), which could be responsible for the reactive nature of the catalyst.

There is long-standing interest in the chemistry of metallocarbenes, one of the most important functionalities in organometallic chemistry.<sup>1–15</sup> The reactivity of a metallocarbene is determined by its electronic structure.<sup>2,15</sup> Common types of metallocarbenes include nucleophilic Schrock carbenes,<sup>2,3</sup> electrophilic Fischer carbenes,<sup>2,4</sup> and carbene radicals.<sup>6–8,15</sup> The reactivity difference between different types of metallocarbenes is most convincingly illustrated *via* their reactions with olefins. Whereas nucleophilic carbenes usually demonstrate olefin metathesis,<sup>2</sup> both electrophilic and radical carbenes catalyze cyclopropanation.<sup>4,7,13–15</sup> However, while electrophilic carbenes usually demonstrate two-electron concerted reactivity with olefins, radical carbenes typically exhibit one-electron stepwise reactivity.<sup>15</sup> In addition to their reactions with olefins, metallocarbenes have been previously shown to react with isocyanides to form ketenimines, although this reactivity is generally stoichiometric.<sup>16–19</sup>

We previously reported the synthesis and group-transfer reactivity of middle and late 3d metal complexes in weak-field bis(alkoxide) ligand environments.<sup>20–30</sup> The reaction of Co(OR)<sub>2</sub>(THF)<sub>2</sub> (OR=OC<sup>t</sup>Bu<sub>2</sub>Ph) with diphenyldiazomethane formed high-valent, low-spin cobalt-carbene Co(OR)<sub>2</sub>(=CPh<sub>2</sub>) with an electronic structure intermediate between cobalt(IV)-alkylidene and carbene(III)-carbene radical.<sup>22</sup> One-electron reduction of this compound produced high-spin Co(II) weakly coupled with a carbene radical.<sup>27</sup> Both complexes exhibited carbene transfer reactivity with isocyanides.<sup>24</sup> In contrast, no substantial carbene transfer reactivity with olefins was observed for Co(OR)<sub>2</sub>(=CPh<sub>2</sub>). The lack of catalytic cyclopropanation reactivity prompted us to turn to the corresponding iron complexes.<sup>26</sup> However, no carbene formation *via* N<sub>2</sub> release was observed with Fe(OR)<sub>2</sub>(THF)<sub>2</sub>. Instead, iron alkoxide complexes reductively coupled diazo compounds through the terminal nitrogens.<sup>26</sup> We hypothesized that a different carbene precursor is needed for the formation and carbene transfer reactivity with iron. Herein we describe the reactivity of Fe(OR)<sub>2</sub>(THF)<sub>2</sub> and related iron(II) alkoxide complexes with iodonium ylide precursors,<sup>30</sup> which are known to serve as precursors for metallocarbene-catalyzed cyclopropanation.<sup>31</sup> We demonstrate facile carbene transfer to olefins to form cyclopropanes. Mechanistic computational studies suggest the formation of a remote radical carbene Fe(OR)<sub>2</sub>(κ<sup>2</sup>-(O=C(OMe))<sub>2</sub>C) in which the carbene is coordinated to the metal *via* two ester carbonyls, with the reactive functionality facing away from the metal.

Addition of PhIC(CO<sub>2</sub>Me)<sub>2</sub><sup>32</sup> to a pale yellow solution of Fe(OR)<sub>2</sub>(THF)<sub>2</sub> (**1**) in THF at room temperature led to a color change to orange. <sup>1</sup>H NMR analysis of the reaction mixture in the presence of an internal standard indicated formation of (MeO<sub>2</sub>C)<sub>2</sub>C=C(CO<sub>2</sub>Me)<sub>2</sub><sup>33</sup> (**5**) in 78% yield (Fig. 1); formation of PhI was also observed. The formation of **5** was further confirmed by recrystallization (Fig. 1 and ESI†); a closely related structure exhibiting somewhat different cell parameters was recently reported.<sup>34</sup> Similarly, the reaction of PhIC(CO<sub>2</sub>Ph)<sub>2</sub> (see ESI†) with **1** led to the formation of (PhO<sub>2</sub>C)<sub>2</sub>C=C(CO<sub>2</sub>Ph)<sub>2</sub>

<sup>a</sup> Department of Chemistry, Wayne State University, 5101 Cass Ave., Detroit, MI 48202, USA. E-mail: groysman@chem.wayne.edu

<sup>b</sup> Department of Chemistry, Grand Valley State University, 1 Campus Dr, Allendale, MI 49401, USA. E-mail: lordri@gvsu.edu

<sup>c</sup> Lumigen Instrument Center, Wayne State University, 5101 Cass Avenue, Detroit, MI 48202, USA

 † Electronic supplementary information (ESI) available: Experimental procedures, X-ray data collection/refinement details, NMR, IR and GC-MS data, and computational details. CCDC 2351176–2351178. For ESI and crystallographic data in CIF or other electronic format see DOI: <https://doi.org/10.1039/d4cc02108h>

‡ These authors contributed equally to this paper.



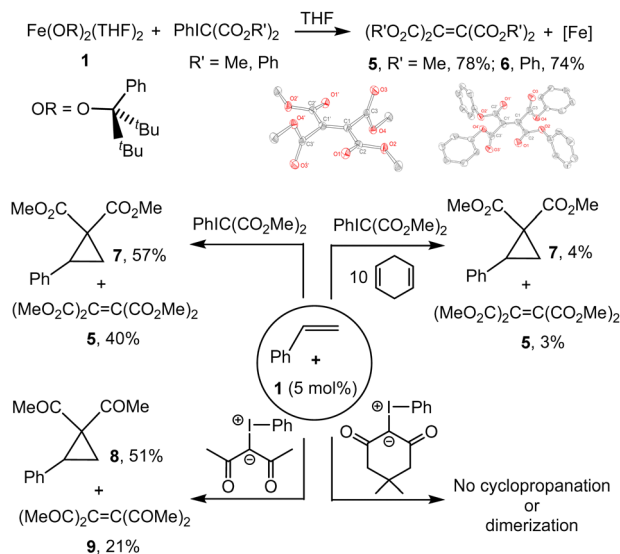


Fig. 1 Reactions between **1** and various iodonium ylides, in the presence/absence of styrene and other reagents.

(**6**, 74%) and PhI. Albeit small amounts of the dimerized products  $(\text{RO}_2\text{C})_2\text{C}=\text{C}(\text{CO}_2\text{R})_2$  are typically observed in the solutions of the corresponding iodonium ylides, no formation of significant amounts of **5** or **6** was observed in the absence of **1** under identical reaction conditions.

Addition of  $\text{PhIC}(\text{CO}_2\text{Me})_2$  to a yellow solution of  $\text{Fe}(\text{OR})_2(\text{THF})_2$  (**1**) and styrene led to formation of the corresponding cyclopropane **7** in 63% yield; the formation of  $(\text{MeO}_2\text{C})_2\text{C}=\text{C}(\text{CO}_2\text{Me})_2$  (**5**) was also observed (37%). Combining equimolar amounts of  $\text{PhIC}(\text{CO}_2\text{Me})_2$  and styrene under catalytic conditions (5 mol% of **1**,  $\text{C}_6\text{D}_6$ , 24 h, RT) leads to formation of cyclopropane **7** in 41% yield. Increasing the amount of styrene to 2 equiv. decreases the yield to 26%. In contrast, increasing the amount of ylide to 2 equiv. increases the yield to 57%. Notably, the nature of the iron-alkoxide catalyst has a significant effect on the yield. We previously described the synthesis of three different iron(II) bis(alkoxide) complexes differing primarily in the steric effect around the metal (**1–3**, Fig. 2), and reported diverging reactivity of **1–3** in the catalytic dimerization of aryl nitrenes to form azoarenes.<sup>21,23,25</sup> Conducting cyclopropanation of styrene under the optimized conditions (2 : 1  $\text{PhIC}(\text{CO}_2\text{Me})_2$  : styrene) with **2** and **3** led to yields of 69% and 95%, respectively, indicating dependence on the nature of the catalyst.

Next, we investigated a series of different olefin precursors (Fig. 2), including styrenes with various electron-donating or electron-withdrawing groups in the *para* position,  $\alpha$ - and  $\beta$ -methylstyrenes (*cis* and *trans* isomers), as well as 1-decene and methyl acrylate. For most of the *para*-substituted styrenes, moderate to excellent yields are observed; good to excellent yields are also observed for the  $\alpha$ -methylstyrene. For some styrenes (4-methoxy, 4-trifluoromethyl), catalysts **1–3** generally exhibit similar reactivity. In contrast, some variability is observed for other styrenes (unsubstituted or 4-cyano). There appears to be higher reactivity for the electron-rich (4-*tert*-butyl,

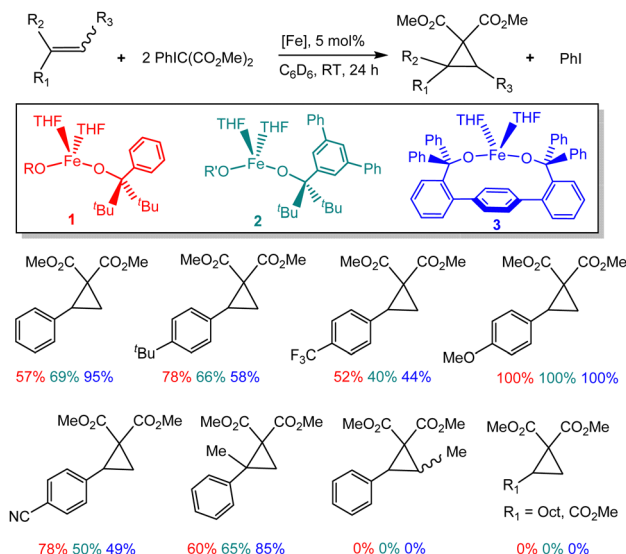


Fig. 2 Catalytic reactivity of complexes **1–3** in cyclopropanation.

4-methoxy) vs. electron-poor (4-trifluoromethyl, 4-cyano) substrates. No cyclopropanation was observed for  $\beta$ -methylstyrene, 1-decene, or methyl acrylate.

Attempts to isolate the reactive iron-carbene intermediate invariably resulted in formation of **5** and PhI. Thus, we turned to DFT studies of **3** to obtain insight into the reaction mechanism.<sup>35</sup> Optimization of the putative carbon-bound carbene favored the quintet state by 2–39 kcal mol<sup>-1</sup> (see ESI<sup>†</sup>) over the singlet, triplet, and septet states. This quintet corresponds to high-spin Fe<sup>III</sup> antiferromagnetically coupled to carbene radical anion. Significant ligand radical character is consistent with our earlier work on Co carbene,<sup>27</sup> Fe/Mn nitrenes,<sup>21,29</sup> and Fe azide/diazoester complexes in this ligand environment.<sup>20,26</sup> Upon addition of styrene, either directly or through attempted coordination to Fe, significant rearrangement of the carbene during geometry optimization resulted in one or both of the esters coordinated to Fe and the carbene uncoordinated. We postulated that  $\kappa^2$  coordination through both ester carbonyls (reminiscent of *acac*) could be feasible for  $\text{PhIC}(\text{CO}_2\text{Me})_2$  (Fig. 3, **4-IPh**). Significant C–I bond activation is observed with bond elongation from 2.074 Å in the free ylide to 2.259 Å in **4-IPh**; this species already shows significant Fe<sup>III</sup> character suggesting oxidative addition is concurrent with binding (see ESI<sup>†</sup>). Dissociation of PhI to form **4** was barrierless and exergonic by 8 kcal mol<sup>-1</sup>. This new remote radical carbene **4** is lower in energy than the carbon-bound quintet carbenes by 2–9 kcal mol<sup>-1</sup>.

Reaction of **4** with styrene to form **ii** (only lowest energy regioisomer energy shown, see ESI<sup>†</sup>) was also barrierless, plausible given that this new coordination mode makes the carbene a carbon-based radical with little to no interaction with Fe. The new C–C bond makes this step exergonic by 35 kcal mol<sup>-1</sup>. Ring closing of **ii** to form **iii**, which concurrently reduces Fe<sup>III</sup> to Fe<sup>II</sup>, is further exergonic by 7 kcal mol<sup>-1</sup> with a low barrier of 5 kcal mol<sup>-1</sup>. This proposed reactivity is summarized in Fig. 3.

To provide experimental support to the computational predictions, we conducted additional experiments (Fig. 1); a





Fig. 3 Free energy diagram for cyclopropanation. \* indicates transition states that were not located. Unpaired spin up (red) and down (blue) electrons are shown for each intermediate.

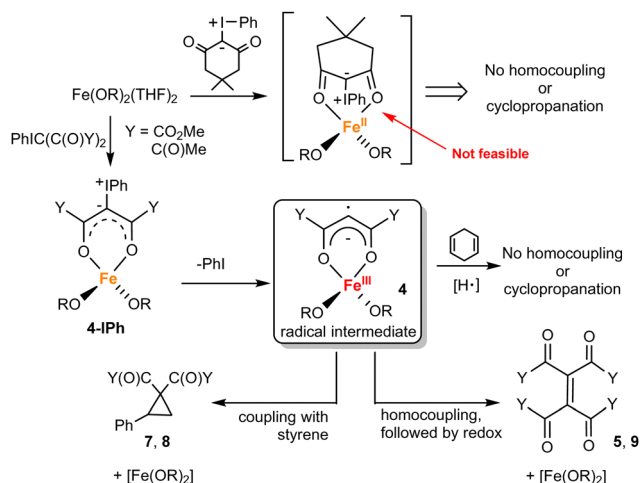


Fig. 4 Formation and reactions of the postulated intermediate **4**.

summary of the observed reactivity and proposed mechanism is given in Fig. 4. The key intermediate proposed by DFT calculations is the remote carbene/vinyl radical **4**. It is postulated that **4** forms due to the redox non-innocent nature of  $\text{Fe}(\text{OR})_2$ -carbene, which is facilitated by the stability of the delocalized form of the  $\kappa^2$ -coordinated diester. However, the coordinative unsaturation of the metal center in **4** likely also plays an important role in preventing precedented  $\kappa^1$ -C coordinated carbene radical derived from  $\text{PhIC}(\text{CO}_2\text{Me})_2$ .<sup>36</sup> Betley and coworkers also proposed the formation of a related vinyl radical derived from  $\alpha$ -diazo- $\beta$ -ketoesters, which led to proximal C–H

bond activation followed by C–O bond formation (C–H alkylation).<sup>37</sup> Remote carbenes were also reported for metals with non-coordinating N-heterocyclic carbenes.<sup>38–41</sup>

The reactive radical nature of **4** is likely responsible for facile formation of olefins ( $\text{R}'\text{O}_2\text{C})_2\text{C}=\text{C}(\text{CO}_2\text{R}')_2$  or cyclopropanation (in the presence of styrene). H-atom donors such as cyclohexadiene or 9,10-dihydroanthracene are known to chemically probe ligand-localized unpaired spin density.<sup>42</sup> These additions to the reaction of **1** with ylide and styrene shut down reactivity (trace products are observed), consistent with the expected catalyst's sensitivity to H-atom donors. The necessity and generality of the  $\kappa^2$  coordination of the dicarbonyl precursor (prior to PhI elimination) was probed by use of two additional ylides: 2,4-pentanedione-derived (*i.e.* acac-derived) ylide<sup>43</sup> and dimedone-derived ylide.<sup>44</sup> Acac-derived ylide is expected to coordinate to the metal like the diester-derived ylide and therefore should exhibit similar reactivity. As anticipated, the reaction between 2,4-pentanedione-derived ylide, styrene, and **1** (5 mol%) exhibited similar performance, producing the corresponding cyclopropane and olefin.<sup>45</sup> Due to steric constraints, dimedone-derived ylide is unlikely to coordinate  $\kappa^2$  to the metal (Fig. 4). No reaction was observed between **1**, dimedone ylide, and styrene (Fig. 1 and ESI†).

The reactivity between **1**,  $\text{PhIC}(\text{CO}_2\text{Me})_2$ , and isocyanides was also investigated (Fig. 5). No reaction is observed for  $\text{PhIC}(\text{CO}_2\text{Me})_2$  and xylyl isocyanide  $\text{CNXyl}$  ( $\text{Xyl} = 2,6\text{-Me}_2\text{C}_6\text{H}_3$ ). Adding the mixture to a solution of  $\text{Fe}(\text{OR})_2(\text{THF})_2$  (1 equiv.) produced a color change to reddish-orange. <sup>1</sup>H NMR suggested that no significant transformation of  $\text{PhIC}(\text{CO}_2\text{Me})_2$  took place. We previously reported formation of  $\text{Fe}(\text{OR})_2(\text{CNXyl})_2$  (**10**);<sup>21</sup> it is possible that its stability prevents turnover, which requires substitution of both isocyanides by the ylide. We also previously demonstrated notable differences in the reactivity between aromatic and aliphatic isocyanides; while no turnover (in ketenimine formation) was observed for  $\text{Co}(\text{OR})_2(\text{CNXyl})_2$ , catalytic reactivity was observed for  $\text{Co}(\text{OR})_2(\text{CNAd})_2$  ( $\text{Ad} = \text{adamantyl}$ ).<sup>24</sup> Thus, we independently synthesized **10**<sup>21</sup> and  $\text{Fe}(\text{OR})_2(\text{CNAd})_2$  (**11**). As **11** has not been previously reported, it was characterized by X-ray crystallography, NMR and IR spectroscopy, and elemental analysis. Both complexes lacked reactivity with  $\text{PhIC}(\text{CO}_2\text{Me})_2$ , confirming that the lack of turnover in this reaction is due to the relative stability of the isocyanide complexes.

In summary, we described an efficient cyclopropanation reactivity between ylides and styrenes catalyzed by iron complexes in bulky alkoxide ligand environments. Mechanistic studies suggest that the reaction is mediated by a novel remote

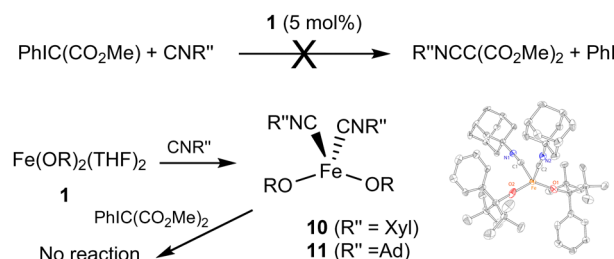


Fig. 5 Reactions between **1**, isocyanides, and  $\text{PhIC}(\text{CO}_2\text{Me})_2$ .

carbene/vinyl radical intermediate, whose formation is facilitated due to (1) the ability of  $[\text{Fe}(\text{OR})_2]$  to coordinate an iodonium ylide precursor in  $\kappa^2\text{-O,O}$ -coordination mode, and (2) the propensity of  $[\text{Fe}(\text{OR})_2]$  to undergo oxidation to  $\text{Fe}(\text{III})$ . Future studies will focus on further mechanistic investigations, and additional carbene transfer reactions.

S. G. and R. L. L. are grateful to the National Science Foundation (NSF) for current support through CHE-2348382. Experimental characterization was carried out at Lumigen Instrument Center of Wayne State University. Lakshani W. Kulathungage is a Rumble Fellow. This work made use of the single-crystal XRD that was partially funded by the National Institutes of Health supplement grant #3R01EB027103-02S1.

## Data availability

The data supporting this article have been included as part of the ESI.†

## Conflicts of interest

There are no conflicts to declare.

## Notes and references

- R. A. Moss and M. P. Doyle, *Contemporary Carbene Chemistry*, Wiley, Hoboken, New Jersey, 2013, 1118730267.
- T. Strassner, *Top. Organomet. Chem.*, 2004, **13**, 1–20.
- (a) R. R. Schrock, *Angew. Chem., Int. Ed.*, 2006, **45**, 3748–3759; (b) R. H. Grubbs, *Angew. Chem., Int. Ed.*, 2006, **45**, 3760–3765.
- K. H. Doetz and J. Stendel, *Chem. Rev.*, 2009, **109**, 3227–3274.
- H. M. L. Davies and D. Morton, *Chem. Soc. Rev.*, 2011, **40**, 1857–1869.
- H.-J. Lu, W. I. Dzik, X. Xu, L. Wojtas, B. de Bruin and X. P. Zhang, *J. Am. Chem. Soc.*, 2011, **133**, 8518–8521.
- W. I. Dzik, X. P. Zhang and B. de Bruin, *Inorg. Chem.*, 2011, **50**, 9896–9903.
- S. K. Russell, J. M. Hoyt, S. C. Bart, C. Milsman, S. C. E. Stieber, S. P. Semproni, S. DeBeer and P. J. Chirik, *Chem. Sci.*, 2014, **5**, 1168–1174.
- M. Jia and S. Ma, *Angew. Chem., Int. Ed.*, 2016, **55**, 9134–9166.
- R. R. Schrock and C. Coperet, *Organometallics*, 2017, **36**, 1884–1892.
- A. Chirila, M. B. Brands and B. de Bruin, *J. Catal.*, 2018, **361**, 347–360.
- A. Feliciano, J. L. Vázquez, L. J. Benítez-Puebla, I. Velasco-Cabral, D. C. Cruz, F. Delgado and M. A. Vázquez, *Chem. – Eur. J.*, 2021, **27**, 8233–8251.
- W.-C. C. Lee, D.-S. Wang, Y.-L. Zhu and X. P. Zhang, *Nat. Chem.*, 2023, **15**, 1569–1580.
- W.-C. C. Lee and X. P. Zhang, *Trends Chem.*, 2022, **4**, 850–851.
- R. F. J. Epping, D. Vesseur, M. Zhou and B. de Bruin, *ACS Catal.*, 2023, **13**, 5428–5448.
- R. Aumann and E. O. Fischer, *Angew. Chem., Int. Ed. Engl.*, 1967, **6**, 879–880.
- I. Fernández, F. P. Cossío and M. A. Sierra, *Organometallics*, 2007, **26**, 3010–3017.
- P. Lu and Y. Wang, *Chem. Soc. Rev.*, 2012, **41**, 5687–5705.
- Z. Tang, S. Mandal, N. D. Paul, M. Lutz, J. I. van der Vlugt and B. de Bruin, *Org. Chem. Front.*, 2015, **2**, 1561–1577.
- J. A. Bellow, P. D. Martin, R. L. Lord and S. Groysman, *Inorg. Chem.*, 2013, **52**, 12335–12337.
- J. A. Bellow, M. Yousif, A. C. Cabelof, R. L. Lord and S. Groysman, *Organometallics*, 2015, **34**, 2917–2923.
- J. A. Bellow, S. A. Stoian, J. Van Tol, A. Ozarowski, R. L. Lord and S. Groysman, *J. Am. Chem. Soc.*, 2016, **138**, 5531–5534.
- M. Yousif, D. Wannipurage, C. D. Huizenga, E. Washnock-Schmid, N. J. Peraino, A. Ozarowski, S. A. Stoian, R. L. Lord and S. Groysman, *Inorg. Chem.*, 2018, **57**, 9425–9438.
- A. Grass, N. S. Dewey, R. L. Lord and S. Groysman, *Organometallics*, 2019, **38**, 962–972.
- S. S. Kurup, D. Wannipurage, R. L. Lord and S. Groysman, *Chem. Commun.*, 2019, **55**, 10780–10783.
- A. Grass, S. A. Stoian, R. L. Lord and S. Groysman, *Chem. Commun.*, 2019, **55**, 8458–8461.
- A. Grass, J. A. Bellow, G. Morrison, H.-C. zur Loye, R. L. Lord and S. Groysman, *Chem. Commun.*, 2020, **56**, 8416–8419.
- S. S. Kurup and S. Groysman, *Dalton Trans.*, 2022, **51**, 4577–4589.
- S. S. Kurup, N. M. Woodland, R. L. Lord and S. Groysman, *Molecules*, 2022, **27**, 5751.
- M. S. Yusubov and V. V. Zhdankin, *Curr. Org. Synth.*, 2012, **9**, 247–272.
- C. Zhu, A. Yoshimura, L. Ji, Y. Wei, V. N. Nemykin and V. V. Zhdankin, *Org. Lett.*, 2012, **14**, 3170–3173.
- S. R. Goudreau, D. Marcoux and A. B. Charette, *Org. Synth.*, 2010, **87**, 115–125.
- (a) M. Barfield, T. Gotoh and H. K. Hall, *Magn. Reson. Chem.*, 1985, **23**, 705–709; (b) H. K. Hall and R. C. Daly, *Macromolecules*, 1975, **8**, 22–31.
- I. Litvinov, Experimental Crystal Structure Determination 2022, CCDC 2152148† DOI: 10.5517/ccdc.csd.cc2b7h47.
- B3LYP-D3(BJ)/def2-TZVP/SMD(benzene)//BP86-D3(BJ)/def2-SVP. See ESI† for full computational details.
- R. F. J. Epping, M. M. Hoeksma, E. O. Bobylev, S. Mathew and B. de Bruin, *Nat. Chem.*, 2022, **14**, 550–557.
- Y. Dong, A. T. Wrobel, G. P. Porter, J. J. Kim, J. Z. Essman, S.-L. Zheng and T. A. Betley, *J. Am. Chem. Soc.*, 2021, **143**, 7480–7489.
- A. J. Arduengo, D. Tapu and W. J. Marshall, *Angew. Chem., Int. Ed.*, 2005, **44**, 7240–7244.
- D. M. Khranov, E. L. Rosen, V. M. Lynch and C. W. Bielawski, *Angew. Chem., Int. Ed.*, 2008, **47**, 2267–2270.
- B. Hildebrandt, W. Frank and C. Ganter, *Organometallics*, 2011, **30**, 3483–3486.
- J.-F. Lefebvre, M. Lo, D. Leclercq and S. Richeter, *Chem. Commun.*, 2011, **47**, 2976–2978.
- J. A. Valdez-Moreira, D. C. Wannipurage, M. Pink, V. Carta, P. Moëne-Loccoz, J. Telser and J. M. Smith, *Chem*, 2023, **9**, 2601–2609.
- C. A. Montgomery, I. Jameel, F. Cuzzucoli, T. Chidley, W. S. Hopkins and G. K. Murphy, *Chem. – Eur. J.*, 2022, **28**, e202202029.
- T. A. Gazis, B. A. J. M. Thaker, D. Willcox, D. M. C. Ould, J. Wenz, J. M. Rawson, M. S. Hill, T. Wirthe and R. L. Melen, *Chem. Commun.*, 2020, **56**, 3345–3348.
- G. Adembri, F. De Sio, R. Nesi and M. Scotton, *J. Chem. Soc. C*, 1970, 1536–1540.

