

Cite this: *Chem. Sci.*, 2019, 10, 3123

All publication charges for this article have been paid for by the Royal Society of Chemistry

Metal-free alkene carboxygenation following tandem intramolecular alkoxylation/Claisen rearrangement: stereocontrolled access to bridged [4.2.1] lactones†

Long Li,^a Xin-Qi Zhu,^a Ying-Qi Zhang,^a Hao-Zhen Bu,^a Peng Yuan,^a Jinyu Chen,^b Jingyi Su,^b Xianming Deng^b and Long-Wu Ye ^{*acd}

Alkene carboxygenation has attracted considerable attention over the past few decades as this approach provides an efficient access to various oxygen-containing molecules, especially the valuable O-heterocycles. However, examples of catalytic alkene carboxygenation *via* a direct C–O cleavage are quite scarce, and the C–O cleavage in these cases is invariably initiated by transition metal-catalyzed oxidative addition. We report here a novel Brønsted acid-catalyzed intramolecular alkoxylation-initiated tandem sequence, which represents the first metal-free intramolecular alkoxylation/Claisen rearrangement. Significantly, an unprecedented Brønsted acid-catalyzed intramolecular alkene insertion into the C–O bond *via* a carbocation pathway was discovered. This method allows the stereocontrolled synthesis of valuable indole-fused bridged [4.2.1] lactones, providing ready access to biologically relevant scaffolds in a single synthetic step from an acyclic precursor. Moreover, such an asymmetric cascade cyclization has also been realized by employing a traceless chiral directing group. Control experiments favor the feasibility of a carbocation pathway for the process. In addition, biological tests showed that some of these newly synthesized indole-fused lactones exhibited their bioactivity as antitumor agents against different breast cancer cells, melanoma cells, and esophageal cancer cells.

Received 6th January 2019

Accepted 23rd January 2019

DOI: 10.1039/c9sc00079h

rsc.li/chemical-science

Introduction

Bridged [4.2.1] lactones are widely distributed heterocycles found in various natural products such as hushinone and citrinovirin, and bioactive compounds (Fig. 1).¹ However, such bicyclic frameworks bearing both a medium ring and bridged unit are regarded as difficult skeletons to construct due to entropic effects and the ring strain factor,² and very few methods have been reported to date.^{1,3} Hence, novel and stereocontrolled synthesis of bridged [4.2.1] lactone motifs allowing structurally diverse modification is in great demand in both organic and medicinal chemistry.

Difunctionalization of unactivated olefins in a single operation is one of the most valuable transformations in organic chemistry.⁴ Among them, alkene carboxygenation is particularly attractive as this approach provides an efficient access to various oxygen-containing molecules, especially the valuable O-heterocycles, and various synthetic methods have been developed.⁴ However, examples of catalytic alkene carboxygenation *via* a direct C–O cleavage are quite scarce, and the C–O cleavage in these cases is invariably initiated by transition metal-catalyzed

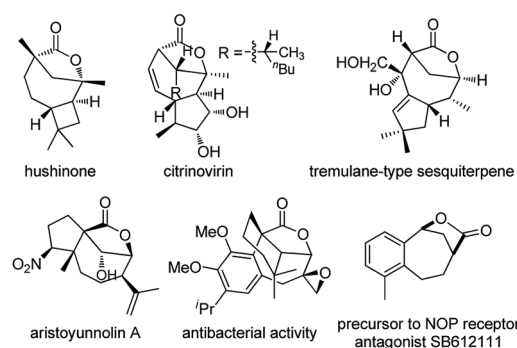


Fig. 1 Selected bioactive molecules containing bridged [4.2.1] lactones.

^aState Key Laboratory of Physical Chemistry of Solid Surfaces, Key Laboratory for Chemical Biology of Fujian Province, College of Chemistry and Chemical Engineering, Xiamen University, Xiamen 361005, China. E-mail: longwuye@xmu.edu.cn

^bState Key Laboratory of Cellular Stress Biology, School of Life Sciences, Xiamen University, Xiamen, Fujian 361102, China

^cState Key Laboratory of Organometallic Chemistry, Shanghai Institute of Organic Chemistry, Chinese Academy of Sciences, Shanghai 200032, China

^dState Key Laboratory of Elemento-Organic Chemistry, Nankai University, Tianjin 300071, China

† Electronic supplementary information (ESI) available. CCDC 1831051, 1831053, 1831054 and 1864037. For ESI and crystallographic data in CIF or other electronic format see DOI: 10.1039/c9sc00079h

oxidative addition (Scheme 1a).^{5,6} For example, Douglas *et al.* reported an elegant protocol for the rhodium-catalyzed intramolecular alkene oxyacylation reaction *via* an acyl C–O bond activation.^{6a,b} In 2012, Nakao *et al.* disclosed an intramolecular oxyacylation of alkenes by palladium/BPh₃ catalysis.^{6c} Thus, the development of an alternative approach for the catalytic cleavage of the C–O bond and the addition reaction to the alkenes is highly desirable.

Because of their high bond-forming efficiency and atom economy, catalytic tandem intramolecular alkoxylation/Claisen rearrangements have received significant attention.⁷ In particular, such a cascade cyclization of alkynyl allyl ethers could lead to the formation of various valuable O-heterocycles, which is also established by Hashmi, Liu, Gagosz, Miyata, and others (Scheme 1a).^{8–10} While these achievements are impressive, almost all of these approaches rely on the use of noble metals such as gold and platinum as catalysts. In our recent study on the catalytic tandem reactions of ynamides for heterocycle synthesis,^{11,12} we realized the first metal-free intramolecular alkoxylation/Claisen rearrangement of indole-linked ynamide-allyl ethers (Scheme 1b). Interestingly, the resulting six-membered lactone intermediate further underwent an unprecedented Brønsted acid-catalyzed intramolecular carboxygenation of olefins by C–O bond cleavage involving ring opening, carbocation rearrangement, and then ring closing. This Brønsted acid catalysis led to the highly efficient and stereo-controlled formation of valuable indole-fused bridged [4.2.1] lactones. Furthermore, such an asymmetric cascade cyclization was also realized by employing a traceless chiral directing group. The mechanistic rationale for this cascade reaction is strongly supported by a variety of control experiments. In this paper, we wish to report the results of our detailed investigations of this novel cascade cyclization, including the substrate

scope, synthetic applications, biological tests and mechanistic studies.

Results and discussion

Inspired by our previous work on the indolyl ynamide chemistry,^{12d-f} we chose an indole-tethered ynamide **1a** as the model substrate for the initial study. As shown in Table 1, indole-fused lactone **2aa** was obtained in the presence of most non-noble metals (Table 1, entries 1–4), with Cu(OTf)₂ giving the best yield of the desired **2aa** (Table 1, entry 4). Different from Hashmi's protocol,^{8b} *N*-methyl methanesulfonamide here not only serves as the directing group to achieve regioselective attack at the *N*-terminus of alkyne, but also can be removed spontaneously and regarded as a traceless directing group. Surprisingly, indole-fused bridged [4.2.1] lactone **2a** was detected as the main product by employing In(OTf)₃ or Fe(OTf)₃ as catalysts (Table 1, entries 5–6). Of note, typical gold catalysts, such as Ph₃PAuNTf₂ and IPrAuNTf₂, were not effective in promoting this reaction and the decomposition of **1a** was observed in these cases (Table 1, entries 7–8). Various Brønsted acids were also evaluated, but typical organic acids (*e.g.*, TFA, MsOH, and TsOH) were not capable of catalyzing the reaction.¹³ Gratifyingly, HOTf and HNTf₂ (Table 1, entries 9–10) could effectively catalyze this cascade cyclization,¹⁴ and the bridged lactone **2a** was obtained in 81% yield in the latter case (Table 1, entry 10). The reaction proved to be less efficient when it was performed at 60 °C (Table 1, entry 11) or in other solvents.¹³ The observed excellent efficiency with HNTf₂ as the catalyst can be explained by its high Brønsted acidity combined with the low nucleophilicity of its counterion.^{15,16}

Table 1 Optimization of reaction conditions^a

Entry	Catalyst	Reaction conditions	Yield ^b (%)		
			2a	2aa	1a
1	Y(OTf) ₃	DCE, 40 °C, 48 h	<1	20	75
2	Yb(OTf) ₃	DCE, 40 °C, 48 h	<1	50	30
3	Zn(OTf) ₂	DCE, 40 °C, 48 h	<1	70	25
4	Cu(OTf) ₂	DCE, 40 °C, 24 h	<1	84	<1
5	In(OTf) ₃	DCE, 40 °C, 48 h	63	15	<1
6	Fe(OTf) ₃	DCE, 40 °C, 48 h	74	<5	<1
7 ^c	Ph ₃ PAuNTf ₂	DCE, rt, 10 h	<1	<1	<1
8 ^c	IPrAuNTf ₂	DCE, rt, 10 h	<1	<1	<1
9	HOTf	DCE, 40 °C, 24 h	72	<1	<1
10	HNTf ₂	DCE, 40 °C, 24 h	81	<1	<1
11	HNTf ₂	DCE, 60 °C, 18 h	67	<1	<1

^a Reaction conditions: **1a** (0.1 mmol), catalyst (0.02 mmol), DCE (2 mL), 40–60 °C, in vials. ^b Measured by ¹H NMR using diethyl phthalate as the internal standard. ^c 5 mol% of catalyst was used.

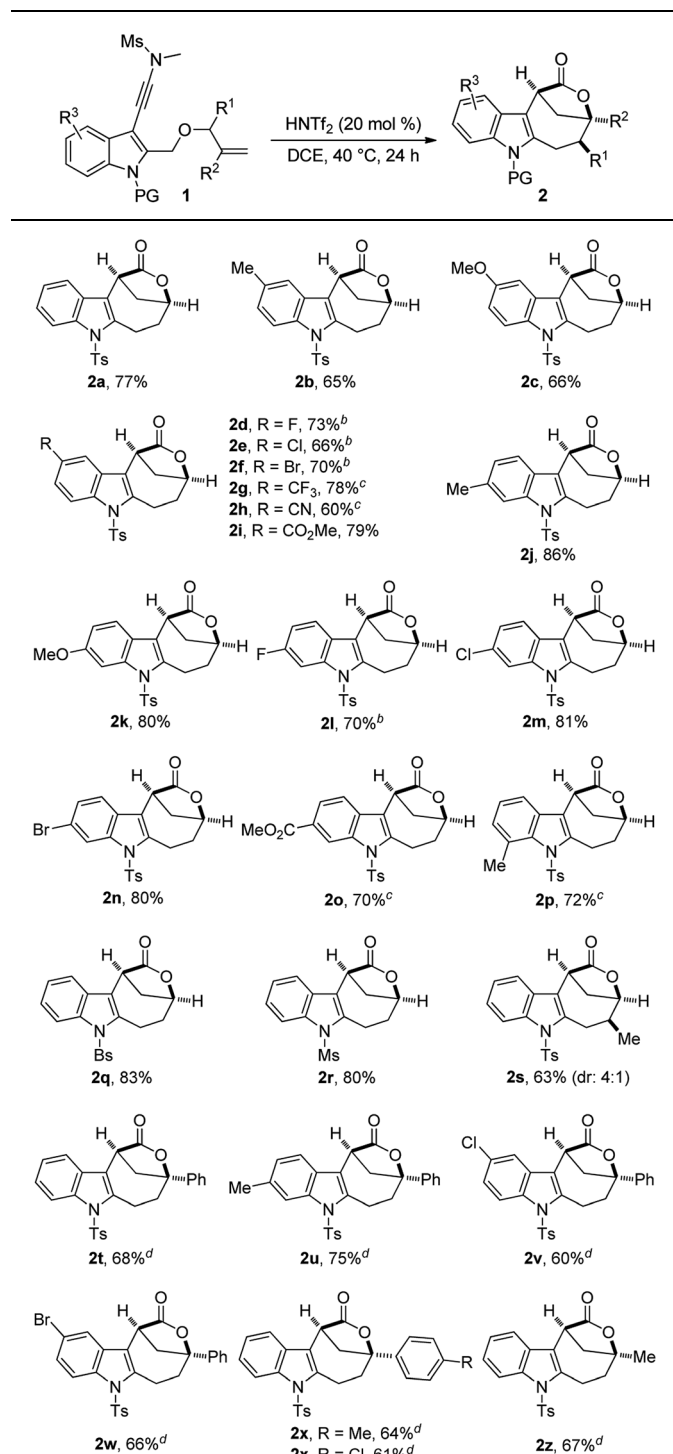


Scheme 1 Catalytic alkene carboxygenation *via* a C–O cleavage.



With the optimal reaction conditions in hand (Table 1, entry 10), the scope of this novel tandem reaction was explored (Table 2). This metal-free cascade cyclization proceeded efficiently to furnish a series of indole-fused bridged [4.2.1] lactones in mostly good to

Table 2 Reaction scope for the construction of bridged [4.2.1] lactones **2^a**



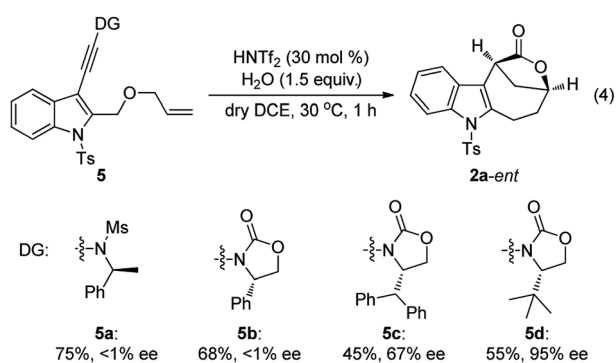
^a Reaction conditions: **1** (0.2 mmol), HNTf₂ (0.04 mmol), DCE (4 mL), 40 °C, in vials; yields are those for the isolated products. ^b 80 °C, 36 h. ^c 48 h. ^d 30 mol% of HNTf₂ was used, 60 °C, 24 h.

excellent yields. For instance, various indolyl-substituted ynamides bearing both electron-donating and -withdrawing groups could be readily converted into the desired indole-fused bicyclic skeletons **2a–2p** with yields ranging from 60% to 86%. In particular, the functional groups, such as CF₃, CN and CO₂Me, were well tolerated under this Brønsted acid catalysis. Further investigation of N-protecting groups demonstrated that the Bs- and Ms-protected substrates **1q–1r** gave slightly improved yields. In addition, an ynamide with a methyl group (R¹ = Me) was also a suitable substrate for this tandem reaction to afford the corresponding **2s** in 63% yield (dr: 4 : 1). This result clearly indicated that [3,3] rearrangement, but not [1,3] rearrangement,¹⁷ was presumably involved in this multiple cascade sequence.¹³ Furthermore, the reaction also occurred smoothly with various aryl- or methyl-substituted ynamides (R² = aryl, Me), and the desired **2t–2z** containing a quaternary carbon center could be formed in 60–75% yields by employing 30 mol% of HNTf₂ as the catalyst. Importantly, excellent diastereoselectivity (>20 : 1) was achieved in all cases except for the substrate **1s**. The molecular structures of **2a**, **2s** and **2u** were confirmed by X-ray diffraction.¹⁸ Thus, this metal-free protocol provides a highly convenient and practical route for the preparation of valuable bridged [4.2.1] lactones.

In addition, this multiple cascade reaction was also applicable to other electron-rich aromatic ring-substituted ynamides such as benzofuran-, pyrrole-, and alkoxy arene-tethered ynamides **3a–3c**, delivering the desired bridged [4.2.1] lactones **4a–4c** in serviceable yields with excellent dr values (>20 : 1), as depicted in eqn (1)–(3). Of note, the use of HFIP as an additive led to a significantly improved yield in the case of **3c** (eqn (3)).¹⁹ Attempts to extend the reaction to non-terminal alkene-substituted ynamide **3d**, indole-linked ynamide-allyl amine **3e** and sulfide **3f** led to the formation of complicated mixtures.



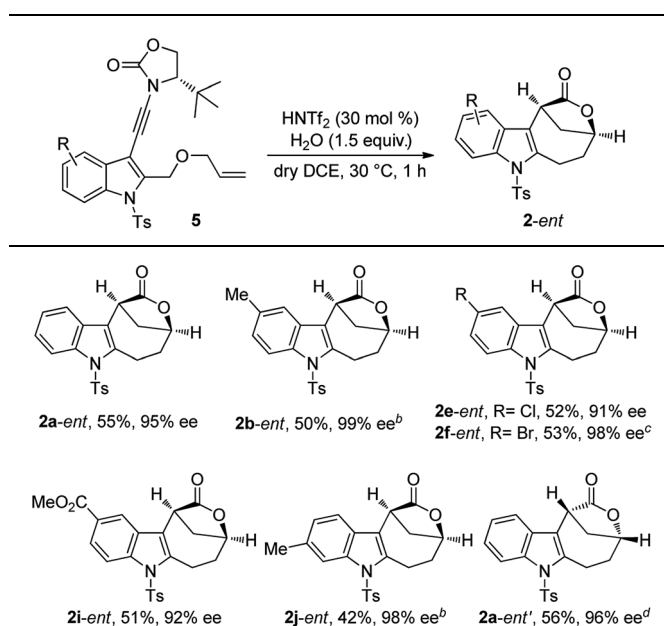
Although our attempts to employ various chiral Brønsted acids such as chiral phosphoric acids and chiral phosphoric amides to catalyze this cascade cyclization failed probably due to the fact that their acidity is not strong enough, the chiral bridged [4.2.1] lactones could be synthesized by employing a chiral oxazolidinone instead of *N*-methyl methanesulfonamide as the directing group.²⁰ As shown in eqn (4), it was found that the *tert*-butyl substituted oxazolidinone-derived chiral ynamide **5d** gave the best enantioselectivity, and the desired chiral bridged [4.2.1] lactone **2a-ent** was formed in 55% yield with 95% ee in the presence of 30 mol% of HNTf₂ as the catalyst and 1.5 equiv. of water as the additive. Thus, the chiral auxiliary can be regarded as a traceless directing group to introduce the chirality in a very facile manner. It should be mentioned that significant racemization was observed when prolonging the reaction time.¹³



The scope of this asymmetric intramolecular alkoxylation-initiated tandem reaction was further examined by using *tert*-butyl substituted oxazolidinone-derived chiral ynamides. As depicted in Table 3, the reaction proceeded smoothly with various chiral ynamides **5**, allowing the facile synthesis of the corresponding enantioenriched bridged [4.2.1] lactones **2-ent** in serviceable yields with excellent ee values (91–99% ee) and excellent dr values (>20 : 1). Of note, (*R*)-*tert*-butyl substituted oxazolidinone-derived chiral ynamide **5d'** could also undergo smooth cascade cyclization to deliver the desired **2a-ent'** with the opposite enantioselectivity.

The potential synthetic utility of this protocol was then demonstrated by the facile diversification of bridged lactone **2a**, and importantly, excellent diastereoselectivity was achieved in all cases (Scheme 2). For example, the Ts group in lactone **2a**, prepared on a gram scale in 72% yield, was easily removed by treatment with TBAF to afford the corresponding **2ab** in 75% yield. In addition, the lactone part of **2a** could be selectively reduced to furnish the hemiacetal **2ac** (91%, dr > 10 : 1) with DIBAL-H. By contrast, the use of Et₃SiH led to the total reduction of the lactone to produce the desired **2ad** in almost quantitative yield. Interestingly, **2a** could also be oxidized with DDQ to deliver **2ae** in 95% yield. Moreover, the ring of lactone **2a** was readily opened by employing PhLi, leading to the stereocontrolled construction of cyclohepta[*b*]indole scaffold **2af**, frequently occurring in natural products and bioactive molecules.²¹ Finally, the chiral **2a-ent** could be further transformed into the indole-fused cycloheptanone **2ah** with the ee

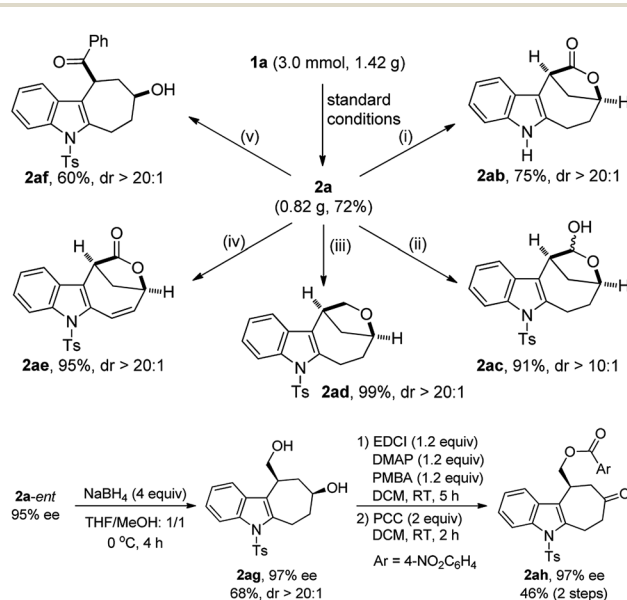
Table 3 Reaction scope for the construction of chiral bridged [4.2.1] lactones **2-ent**^a



^a Reaction conditions: **5** (0.2 mmol), HNTf₂ (0.06 mmol), water (0.3 mmol), dry DCE (2 mL), 30 °C, in vials; yields are those for the isolated products; determined by HPLC analysis. ^b 40 °C, 20 min. ^c 30 min. ^d Using (*R*)-configured ynamide **5d'** as the substrate.

maintained, and its structure was confirmed by X-ray diffraction,¹⁸ which also determined the absolute configuration of **2a-ent**.²²

Considering the bioactivity reported in the literature for bridged [4.2.1] lactone systems,¹ we also tested the above



Scheme 2 Gram scale reaction and synthetic applications. Reagents and conditions: (i) TBAF (4 equiv.), THF, 65 °C, 6 h; (ii) DIBAL-H (1.5 equiv.), THF, −78 °C, 6 h; (iii) InBr₃ (0.5 equiv.), Et₃SiH (2.5 equiv.), CHCl₃, 60 °C, 10 h; (iv) DDQ (3 equiv.), DCE, 60 °C, 48 h; (v) PhLi (1.2 equiv.), THF, −40 °C, 2 h; −20 °C, 10 h.

synthesized indole-fused lactones for their biological activity as antitumor agents. The cytotoxic effects of these compounds were evaluated against a panel of cancer cells, including breast cancer cells MDA-MB-231 and MCF-7, melanoma cells A375, and esophageal cancer cells SK-GT-4 and KYSE-450 using cell viability assay.¹³ The results revealed that these compounds exhibited differential cytotoxicity and selectivity. Compounds **2k**, **2l**, and **2o** selectively inhibited the cell growth of A375 by more than 50% at a concentration of 20 μ M, and compound **2af** inhibited the cell growth of MCF7 by around 70%. While compound **2ae** showed broad activity with a cell viability less than 50% against cancer cells MDA-MB-231, A375 and KYSE-450.

To understand the reaction mechanism, several control experiments were conducted. First, we performed deuterium labeling studies and found that no deuterium loss was observed, thus ruling out any possible reaction pathways involving a hydride shift (eqn (5)). Importantly, **2aa** was readily converted into **2a** in 95% yield in the presence of HNTf₂ while no **2a** was formed without an acid catalyst,¹³ strongly supporting the notion that **2aa** is the key intermediate for this tandem reaction (eqn (6)). In addition, the formation of cyclohepta[*b*] indole **2ai** (dr > 20 : 1) was detected when **2aa** was treated with 10 equiv. of MeOH in the presence of HNTf₂, which indicates that the cationic intermediate is presumably involved in such a tandem sequence (eqn (7)). Of note, **2a** could not be converted into **2ai** in the presence of HNTf₂ and MeOH.¹³ Moreover, the cascade cyclization of ynamide **3g** or **3h** under the standard



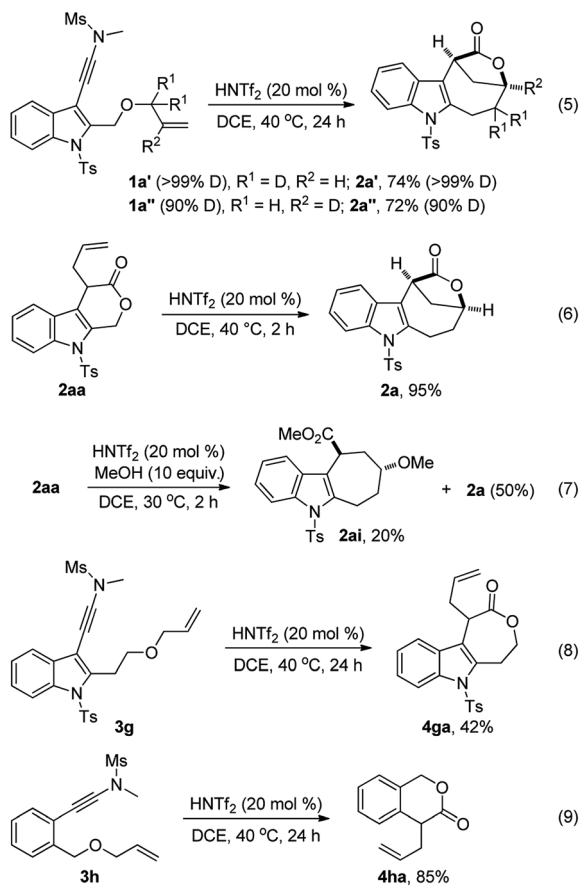
Scheme 3 Plausible reaction mechanism.

conditions only led to the formation of the corresponding **4ga** (42%) or **4ha** (85%), and no desired bridged lactone product was observed (eqn (8) and (9)). These results further suggest that the intramolecular alkene insertion into the C–O bond proceeds *via* a carbocation pathway, and the generation of a stable electron-rich benzylic carbocation is the key for this lactone expansion process. Finally, it was found that significant incorporation of ¹⁸O (>85%) into the product **2a** was observed in the presence of ¹⁸O-labelled water (10 equiv.), indicating that the oxygen atom on the carbonyl group of **2a** originates from water.¹³

Based on the above experimental observations, a plausible mechanism to rationalize the formation of indole-fused bridged [4.2.1] skeleton **2** is proposed (Scheme 3). Initially, the alkoxy group attacks the acid-activated ynamide **1** to form the Claisen rearrangement precursor **A** *via* a keteniminium intermediate, which undergoes typical [3,3] rearrangement and subsequent trapping by trace water, delivering the indole-fused lactone **D**²³ (that is, **2aa** in the case of substrate **1a**) along with the generation of sulfonamide. Brønsted acid further promotes the ring opening of lactone **D** to produce the carbocation intermediate **F** *via* C–O bond cleavage. Finally, the carbocation of **F** is trapped by an intramolecular electron-rich alkenyl group to generate another carbocation intermediate **G**, which is further captured by the intramolecular carboxylic acid group to afford the final product **2**.²⁴ Notably, the low nucleophilicity of Tf₂N[−] might be important to maintain the cationic nature and/or reactivity of certain intermediates involved.¹⁵

Conclusions

In summary, we have developed a novel Brønsted acid-catalyzed intramolecular alkoxylation-initiated tandem sequence, which represents the first metal-free intramolecular alkoxylation/Claisen rearrangement to the best of our knowledge. Significantly, an unprecedented Brønsted acid-catalyzed intramolecular alkene insertion into the C–O bond *via* a carbocation pathway was discovered, which may serve as an alternative approach for alkene carboxygenation *via* a direct C–O cleavage. This method enables efficient and stereocontrolled access to



valuable indole-fused [4.2.1] lactones under mild reaction conditions, providing ready access to biologically relevant scaffolds in a single synthetic step from an acyclic precursor. Moreover, such an asymmetric cascade cyclization was also realized by employing a traceless chiral directing group. A mechanistic rationale for this novel tandem reaction is well supported by a variety of control experiments. In addition, our preliminary biological tests showed that some of these newly synthesized indole-fused lactones exhibited their bioactivity as antitumor agents against different breast cancer cells, melanoma cells, and esophageal cancer cells. Thus, we believe that this novel multiple cascade reaction will not only inspire chemists to design new rearrangement processes, but also encourage them to find their potential usefulness in organic and medicinal chemistry.

Conflicts of interest

There are no conflicts to declare.

Acknowledgements

We are grateful for the financial support from the National Natural Science Foundation of China (21772161 and 21622204), Fundamental Research Funds for the Central Universities (20720180036), PCSIRT, NFFTBS (J1310024), Science & Technology Cooperation Program of Xiamen (3502Z20183015), Young Top-notch Talent Support Program of Fujian Province and XMU Undergraduate Innovation and Entrepreneurship Training Programs. We also thank Prof. Bijie Li (Tsinghua University) and Prof. Zhenghu Xu (Shandong University) for valuable suggestions.

Notes and references

- For selected examples, see: (a) D. A. Perrey, J.-X. Li and Y. Zhang, *Synthesis*, 2017, **49**, 1394; (b) G. Ni, H. Zhang, Y.-Y. Fan, H.-C. Liu, J. Ding and J.-M. Yue, *Org. Lett.*, 2016, **18**, 1880; (c) B. Ranieri, C. Obradors, M. Mato and A. M. Echavarren, *Org. Lett.*, 2016, **18**, 1614; (d) X.-R. Liang, F.-P. Miao, Y.-P. Song, X.-H. Liu and N.-Y. Ji, *Bioorg. Med. Chem. Lett.*, 2016, **26**, 5029; (e) Y.-M. Shi, J. Yang, L. Xu, X.-N. Li, S.-Z. Shang, P. Cao, W.-L. Xiao and H.-D. Sun, *Org. Lett.*, 2014, **16**, 1370; (f) Z.-B. Cheng, W.-W. Shao, Y.-N. Liu, Q. Liao, T.-T. Lin, X.-Y. Shen and S. Yin, *J. Nat. Prod.*, 2013, **76**, 664; (g) T. Hirokawa and S. Kuwahara, *Eur. J. Org. Chem.*, 2013, 2780; (h) Z.-Y. Zhou, J.-G. Tang, F. Wang, Z.-J. Dong and J.-K. Liu, *J. Nat. Prod.*, 2008, **71**, 1423; (i) A. G. González, T. Abad, I. A. Jiménez, A. G. Ravelo, J. G. Luis, Z. Aguiar, L. S. Andrés, M. Plasencia, J. R. Herrera and L. Moujir, *Biochem. Syst. Ecol.*, 1989, **17**, 293.
- (a) H. Liu, Y. Wang, X. Guo, L. Huo, Z. Xu, W. Zhang, S. Qiu, B. Yang and H. Tan, *Org. Lett.*, 2018, **20**, 546; (b) W. Zhao, Z. Li and J. Sun, *J. Am. Chem. Soc.*, 2013, **135**, 4680; (c) M. Szostak, L. Yao and J. Aubé, *J. Am. Chem. Soc.*, 2010, **132**, 2078.
- For recent examples, see: (a) Y.-L. Li, M.-C. Liu, Y.-J. Meng and L. Xu, *Tetrahedron*, 2016, **72**, 3171; (b) M. Brambilla, S. G. Davies, A. M. Fletcher, P. M. Roberts and J. E. Thomson, *Tetrahedron*, 2014, **70**, 204; (c) F. Grau, A. Heumann and E. Duñach, *Angew. Chem., Int. Ed.*, 2006, **45**, 7285; (d) K. C. Nicolaou, G. E. A. Carenzi and V. Jeso, *Angew. Chem., Int. Ed.*, 2005, **44**, 3895.
- For selected reviews, see: (a) X. Zhu and S. Chiba, *Chem. Soc. Rev.*, 2016, **45**, 4504; (b) G. Yin, X. Mu and G. Liu, *Acc. Chem. Res.*, 2016, **49**, 2413; (c) R. I. McDonald, G. Liu and S. S. Stahl, *Chem. Rev.*, 2011, **111**, 2981; (d) F. Cardona and A. Goti, *Nat. Chem.*, 2009, **1**, 269; (e) K. H. Jensen and M. S. Sigman, *Org. Biomol. Chem.*, 2008, **6**, 4083.
- For a review, see: J. P. Wolfe, *Angew. Chem., Int. Ed.*, 2012, **51**, 10224.
- (a) G. T. Hoang, V. J. Reddy, H. H. K. Nguyen and C. J. Douglas, *Angew. Chem., Int. Ed.*, 2011, **50**, 1882; (b) G. T. Hoang, Z. Pan, J. T. Brethorst and C. J. Douglas, *J. Org. Chem.*, 2014, **79**, 11383; (c) D. C. Koester, M. Kobayashi, D. B. Werz and Y. Nakao, *J. Am. Chem. Soc.*, 2012, **134**, 6544; (d) M. Arisawa, S. Tanii and M. Yamaguchi, *Chem. Commun.*, 2014, **50**, 15267.
- For reviews, see: (a) H. V. Adcock and P. W. Davies, *Synthesis*, 2012, 3401; (b) X. Huang, S. Klimczyk and N. Maulide, *Synthesis*, 2012, 175.
- (a) M. Ackermann, J. Bucher, M. Rappold, K. Graf, F. Rominger and A. S. K. Hashmi, *Chem.-Asian J.*, 2013, **8**, 1786; (b) M. C. Blanco Jaimes, V. Weingand, F. Rominger and A. S. K. Hashmi, *Chem.-Eur. J.*, 2013, **19**, 12504; (c) C.-M. Ting, C.-D. Wang, R. Chaudhuri and R.-S. Liu, *Org. Lett.*, 2011, **13**, 1702; (d) F. M. Istrate and F. Gagosz, *Beilstein J. Org. Chem.*, 2011, **7**, 878; (e) M. Ueda, A. Sato, Y. Ikeda, T. Miyoshi, T. Naito and O. Miyata, *Org. Lett.*, 2010, **12**, 2594; (f) S. Sugita, M. Ueda, N. Doi, N. Takeda and O. Miyata, *Tetrahedron Lett.*, 2016, **57**, 1786.
- For the relevant Au-catalyzed synthesis of seven-membered carbocycles, see: (a) H. Wu, W. Zi, G. Li, H. Lu and F. D. Toste, *Angew. Chem., Int. Ed.*, 2015, **54**, 8529; (b) H. J. Bae, B. Baskar, S. E. An, J. Y. Cheong, D. T. Thangadurai, I. Hwang and Y. H. Rhee, *Angew. Chem., Int. Ed.*, 2008, **47**, 2263; for the Pt-catalyzed alkoxylation reactions involving the allylic cation, see: (c) A. Fürstner and P. W. Davies, *J. Am. Chem. Soc.*, 2005, **127**, 15024; (d) A. Fürstner, F. Stelzer and H. Szillat, *J. Am. Chem. Soc.*, 2001, **123**, 11863.
- For the relevant Au-catalyzed intermolecular hydroalkoxylation/Claisen rearrangement, see: (a) J. Li, L. Lin, B. Hu, P. Zhou, T. Huang, X. Liu and X. Feng, *Angew. Chem., Int. Ed.*, 2017, **56**, 885; (b) M. Egi, K. Shimizu, M. Kamiya, Y. Ota and S. Akai, *Chem. Commun.*, 2015, **51**, 380; (c) A. Gómez-Suárez, D. Gasparini, S. V. C. Vummaleti, A. Poater, L. Cavallo and S. P. Nolan, *ACS Catal.*, 2014, **4**, 2701; (d) J. M. Ketcham, B. Biannic and A. Aponick, *Chem. Commun.*, 2013, **49**, 4157; (e) Y. Wang, L. Liu and L. Zhang, *Chem. Sci.*, 2013, **4**, 739; (f) Y. Wang, L. Ye and L. Zhang, *Chem. Commun.*, 2011, **47**, 7815; for the relevant Au-catalyzed intermolecular



- alkoxylation/Claisen rearrangement, see: (g) S. R. Park, C. Kim, D. Kim, N. Thrimurtulu, H.-S. Yeom, J. Jun, S. Shin and Y. H. Rhee, *Org. Lett.*, 2013, **15**, 1166.
- 11 For recent reviews on ynamide reactivity, see: (a) F. Pan, C. Shu and L.-W. Ye, *Org. Biomol. Chem.*, 2016, **14**, 9456; (b) G. Evano, C. Theunissen and M. Lecomte, *Aldrichimica Acta*, 2015, **48**, 59; (c) X.-N. Wang, H.-S. Yeom, L.-C. Fang, S. He, Z.-X. Ma, B. L. Kedrowski and R. P. Hsung, *Acc. Chem. Res.*, 2014, **47**, 560; (d) K. A. DeKorver, H. Li, A. G. Lohse, R. Hayashi, Z. Lu, Y. Zhang and R. P. Hsung, *Chem. Rev.*, 2010, **110**, 5064; (e) G. Evano, A. Coste and K. Jouvin, *Angew. Chem., Int. Ed.*, 2010, **49**, 2840.
- 12 (a) W.-B. Shen, Q. Sun, L. Li, X. Liu, B. Zhou, J.-Z. Yan, X. Lu and L.-W. Ye, *Nat. Commun.*, 2017, **8**, 1748; (b) B. Zhou, L. Li, X.-Q. Zhu, J.-Z. Yan, Y.-L. Guo and L.-W. Ye, *Angew. Chem., Int. Ed.*, 2017, **56**, 4015; (c) W.-B. Shen, X.-Y. Xiao, Q. Sun, B. Zhou, X.-Q. Zhu, J.-Z. Yan, X. Lu and L.-W. Ye, *Angew. Chem., Int. Ed.*, 2017, **56**, 605; (d) L. Li, X.-M. Chen, Z.-S. Wang, B. Zhou, X. Liu, X. Lu and L.-W. Ye, *ACS Catal.*, 2017, **7**, 4004; (e) C. Shu, Y.-H. Wang, B. Zhou, X.-L. Li, Y.-F. Ping, X. Lu and L.-W. Ye, *J. Am. Chem. Soc.*, 2015, **137**, 9567; (f) L. Li, B. Zhou, Y.-H. Wang, C. Shu, Y.-F. Pan, X. Lu and L.-W. Ye, *Angew. Chem., Int. Ed.*, 2015, **54**, 8245; (g) A.-H. Zhou, Q. He, C. Shu, Y.-F. Yu, S. Liu, T. Zhao, W. Zhang, X. Lu and L.-W. Ye, *Chem. Sci.*, 2015, **6**, 1265.
- 13 For details, please see the ESI.†
- 14 For Brønsted acid-mediated sulfonium [3,3] rearrangement, see: (a) D. Kaldre, I. Klose and N. Maulide, *Science*, 2018, **361**, 664; (b) D. Kaldre, B. Maryasin, D. Kaiser, O. Gajsek, L. González and N. Maulide, *Angew. Chem., Int. Ed.*, 2017, **56**, 2212.
- 15 For a review on HNTf₂ in organic synthesis, see: (a) W. Zhao and J. Sun, *Chem. Rev.*, 2018, **118**, 10349; (b) K. Takasu, *Synlett*, 2009, 1905; (c) J. Sun, *Triflimide in Encyclopedia of Reagents for Organic Synthesis*, Wiley, Hoboken, 2010, DOI: 10.1002/047084289X.rn01222; for selected examples involving the crucial role of Tf₂N[−], see: (d) W. Zhao, H. Qian, Z. Li and J. Sun, *Angew. Chem., Int. Ed.*, 2015, **54**, 10005; (e) W. Zhao, Z. Wang and J. Sun, *Angew. Chem., Int. Ed.*, 2012, **51**, 6209; (f) J. Sun and S. A. Kozmin, *J. Am. Chem. Soc.*, 2005, **127**, 13512; (g) K. Ishihara, Y. Hiraiwa and H. Yamamoto, *Chem. Commun.*, 2002, 1564.
- 16 For a review on the Tf₂NH-catalyzed reaction of ynamides, see: (a) G. Evano, M. Lecomte, P. Thilmany and C. Theunissen, *Synthesis*, 2017, **49**, 3183; for recent leading examples, see: (b) Y. Zhao, C. Wang, Y. Hu and B. Wan, *Chem. Commun.*, 2018, **54**, 3963; (c) Y. Wang, L.-J. Song, X. Zhang and J. Sun, *Angew. Chem., Int. Ed.*, 2016, **55**, 9704; (d) C. Theunissen, B. Métayer, N. Henry, G. Compain, J. Marrot, A. Martin-Mingot, S. Thibaudeau and G. Evano, *J. Am. Chem. Soc.*, 2014, **136**, 12528.
- 17 For a recent review, see: C. G. Nasveschuk and T. Rovis, *Org. Biomol. Chem.*, 2008, **6**, 240.
- 18 CCDC 1831051 (**2a**), 1831053 (**2s**), 1831054 (**2u**) and 1864037 (**2ah**) contains the supplementary crystallographic data for this paper.†
- 19 G. Alachouzos and A. J. Frontier, *Angew. Chem., Int. Ed.*, 2017, **56**, 15030.
- 20 J. A. Mulder, R. P. Hsung, M. O. Frederick, M. R. Tracey and C. A. Zifcsak, *Org. Lett.*, 2002, **4**, 1383.
- 21 E. Stempel and T. Gaich, *Acc. Chem. Res.*, 2016, **49**, 2390.
- 22 For a possible molecular model of transition state to explain the chirality induction, see the ESI.†
- 23 For the relevant Brønsted acid-promoted hydrolysis, see: (a) D. Fujino, H. Yorimitsu and A. Osuka, *J. Am. Chem. Soc.*, 2014, **136**, 6255; (b) S. K. Pawar, D. Vasu and R.-S. Liu, *Adv. Synth. Catal.*, 2014, **356**, 2411; (c) S. N. Karad, S. Bhunia and R.-S. Liu, *Angew. Chem., Int. Ed.*, 2012, **51**, 8722.
- 24 For the relevant proton acid-mediated cationic polyene cyclization, see: S. Kano, T. Yokomatsu, Y. Yuasa and S. Shibuya, *J. Org. Chem.*, 1985, **50**, 3449.

