

RESEARCH ARTICLE

View Article Online

View Journal | View Issue



Cite this: *Org. Chem. Front.*, 2015, 2, 1352

Received 12th June 2015,
Accepted 1st August 2015

DOI: 10.1039/c5qo00187k

rs.c.li/frontiers-organic

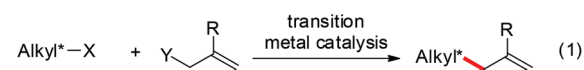
Chemoselective and fast decarboxylative allylation by photoredox catalysis under mild conditions†

Chenchen Hu and Yiyun Chen*

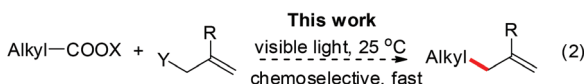
Here we report a visible-light-induced decarboxylative allylation to build C(sp³)-allyl bonds. This allylation reaction works for primary, secondary, tertiary, benzyl, and alpha-heteroatom-substituted alkyl *N*-acyloxyphthalimides and is compatible with many sensitive functional groups. The reaction is complete in minutes at room temperature and can be run in both organic solvents and neutral aqueous solutions. A series of mechanistic experiments have been implemented and a functional-group-rich oligosaccharide modification is demonstrated with the decarboxylative allylation.

Introduction

The allylation is a powerful synthetic method to build carbon-carbon bonds and the resulting alkene is a versatile synthetic building block. Transition-metal-catalyzed allylations are widely-used, while their applications for C(sp³)-allylations are limited to α -activated alkyl groups to minimize β -hydrogen elimination (eqn (1)).¹ In contrast, the radical allylations are effective to build C(sp³)-allyl bonds; however, the traditional use of heating or UV light compromises their functional group compatibility and chemoselectivity.² Recently, visible-light-catalysis has enabled radical initiations under mild photoredox conditions including neutral aqueous solutions.³ Here we report a chemoselective and fast decarboxylative allylation for primary, secondary, tertiary, benzyl, and alpha-heteroatom-substituted alkyl *N*-acyloxyphthalimides by photoredox catalysis (eqn (2)).



Alkyl* = alkyl with α -activating groups



Alkyl = general 1', 2' and 3' alkyl

Results and discussion

Using [Ru(bpy)₃](PF₆)₂ as the photocatalyst under blue LED irradiation, we start our investigation with adamantyl *N*-acyloxyphthalimide **1** and find that the C(sp³)-allylation product **3** is obtained with allyl bromides in 81% yield (entry 1 in Table 1).⁴ With diisopropylethylamine and Hantzsch ester as reductants, the allyl sulfone is more effective with 86% yield and fewer side products (entry 2).⁵ This reaction can be run with the addition of formic acids to neutralize the diisopropylethylamine, and the optimal 92% allylation yield is obtained within 30 minutes (90% isolated yield, entry 3). The photocatalyst is necessary to accelerate the reaction where the direct photo-induced reaction without the photocatalyst results in little conversion (entry 4).⁶ Light irradiation and reductants are both critical for the reaction (entries 5 and 6).

Table 1 Optimization of the decarboxylative allylation

Entry	Conditions ^a	Time	Conversion ^b	Yield ^b
1	X' = Br	30 min	>95%	81%
2	X' = SO ₂ Ph	30 min	>95%	86%
3 ^c	Entry 2, w/HCO ₂ H	30 min	>95%	92% (90%)
4	Entry 3, no [Ru]	2 h	<5%	<5%
5	Entry 3, no blue LED	2 h	<5%	0%
6	Entry 3, no reductants	2 h	<5%	0%

^a Reaction conditions: **1** (0.10 mmol), **2** (0.15 mmol), Ru(bpy)₃(PF₆)₂ (0.001 mmol), iPr₂NEt (0.20 mmol), and Hantzsch ester (HE, 0.15 mmol) in 1.0 mL CH₂Cl₂ under nitrogen with 468 nm LED irradiation. ^b Conversions and yields were determined by ¹H NMR analysis, isolated yields are in parentheses. ^c iPr₂NEt (0.10 mmol), HCOOH (0.10 mmol), and Hantzsch ester (HE, 0.15 mmol) were used as reductants. X = phthalimide. R = adamantyl.

State Key Laboratory of Bioorganic and Natural Products Chemistry, Collaborative Innovation Center of Chemistry for Life Sciences, Shanghai Institute of Organic Chemistry, Chinese Academy of Sciences, 345 Lingling Road, Shanghai 200032, China. E-mail: yiyunchen@sioc.ac.cn

† Electronic supplementary information (ESI) available. See DOI: 10.1039/c5qo00187k

With the mild reaction conditions at room temperature, we next explore the substrate scope of the reaction. Primary, secondary and tertiary alkyl substituted *N*-acyloxyphthalimides all react well to give the allylation adducts (products 4–7 in Scheme 1). It is worth noting that bulky alpha-quaternary substituted alkyl substituted *N*-acyloxyphthalimides yield allylation adduct 8 smoothly (*trans* isomer only). The benzyl allylation product 9 is obtained in 64% yield, and the dimerization side products are not observed. The α -heteroatom substituted alkyl *N*-acyloxyphthalimides including substitutions with oxygen, nitrogen and sulfur are all tolerated in the reaction (products 10–15). The allyl acceptors are not limited to electron-deficient alkenes with ester groups, and allyl acceptors with phenyl, chloride, or bromide substitution all reacted to give slightly decreased yields (products 12–19).⁷

We further tested the functional group tolerance of the reaction. The transition-metal-sensitive aryl bromides and iodides have no interference with the reaction (products 20–22). The reduction-sensitive aldehydes, nitriles, and alkyl azides are well tolerated (products 23–25). Alkyl bromides and iodides as traditional alkyl radical precursors remain intact under the reaction conditions (products 26 and 27). Both unactivated alkenes and alkynes are tolerated in the allylation reaction (products 28 and 29). Further screenings indicate that typical reactive groups on biomolecules do not interfere with the reaction, including unprotected alcohols, indoles, phenols, and

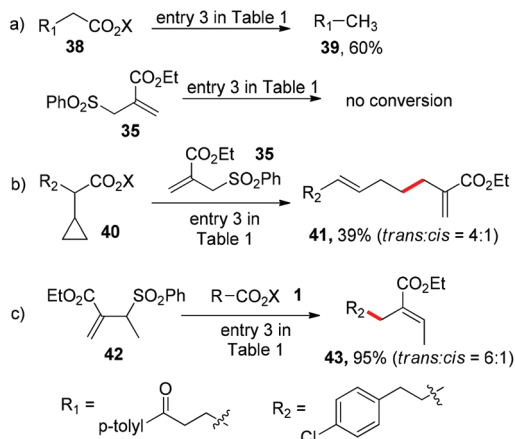
carboxylic acids (products 30–33), which suggest their potential biomolecular applications.

With the excellent chemoselectivity and mild reaction conditions, we envision that this visible-light-induced decarboxylative allylation will be useful for biomolecular studies if neutral aqueous reaction conditions can be achieved.⁸ The ascorbic acid is a mild water-soluble reductant suitable for biomolecular studies.^{4g,9} We test the ascorbates in pH 7.4 PBS buffer (phosphate buffered saline) and observe the smooth allylation adduct 20 in 84% yield within 15 minutes (78% isolated yield, eqn (3)). Under aqueous conditions from pH 6 to 10 the allylations are all effective (ESI Table S1†). This allylation can be run very efficiently at as low as 100 μ M of *N*-acyloxyphthalimide 34, in which the allylation product 20 is obtained in 72% yield in less than 1 minute (eqn (3)). The aryl-substituted allyl sulfone 36 also reacts uneventfully to give the allyl product 37 in 86% yield in less than 1 minute at 100 μ M concentrations, which is useful for time-sensitive applications where reaction kinetics as fast as minutes are required (eqn (4)).¹⁰



Scheme 1 Substrate scope and functional group compatibility of the decarboxylative allylation. Reaction conditions: entry 3 in Table 1. ^a3 equiv. of allyl sulfone was used.

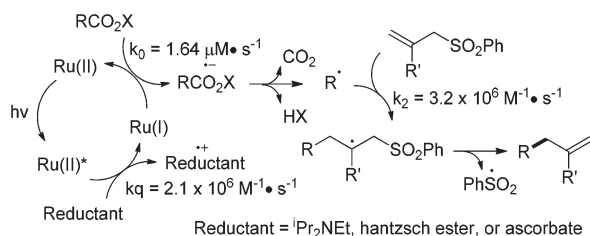
To gain mechanistic insights into this novel decarboxylative allylation, we carried out luminescence quenching experiments. A decrease in [Ru(bpy)₃](PF₆)₂ luminescence is observed in the presence of diisopropylethylamine, Hantzsch ester, or ascorbates, but not in the presence of *N*-acyloxyphthalimide or allyl sulfone (ESI Schemes S1–5†). This suggests the reductive quenching of the photoexcited Ru(bpy)₃²⁺* to the Ru(bpy)₃⁺ intermediate.¹¹ We next tested if the alkyl radical or the allyl radical is generated under the photoredox conditions. The *N*-acyloxyphthalimide 38 is incubated under the reaction conditions without allyl sulfones and yields the decarboxylative hydrogenation product 39 in 60% yield (Scheme 2a). In contrast, the allyl sulfone 35 under the reaction conditions without *N*-acyloxyphthalimides results in no conversion,¹² which suggests the *N*-acyloxyphthalimide rather than the allyl sulfone as the single electron acceptor of the Ru(bpy)₃⁺ intermediate. The radical clock *N*-acyloxyphthalimide 40 with allyl sulfone 35 afforded the alkene 41 in 39% yield (*trans*:*cis* = 4:1) after cyclopropyl ring opening, which further validates the alkyl radical intermediate (Scheme 2b). We also tested the methyl substituted allyl sulfone 42 with *N*-acyloxyphthalimide 1 and obtained trisubstituted alkene 43 in 95% yield (*trans*:*cis* = 6:1), whose regioselectivity suggests the alkyl radical addition to the alkene followed by sulfonyl radical elimination (Scheme 2c).



Scheme 2 Mechanistic investigations of the decarboxylative allylation.

Based on the above mechanistic investigations, we propose that $Ru(bpy)_3^{2+}$ is photoexcited to $Ru(bpy)_3^{2+*}$ and reduced by diisopropylethylamine, Hantzsch ester, or ascorbate to $Ru(bpy)_3^+$ (Scheme 3).¹¹ The resulting $Ru(bpy)_3^+$ reduces *N*-acyloxypthalimide *via* single electron transfer and generates the alkyl radical after decarboxylation and phthalimide elimination.⁴ The alkyl radical undergoes addition to the allyl sulfone and yields the allylation adduct after desulfonation.

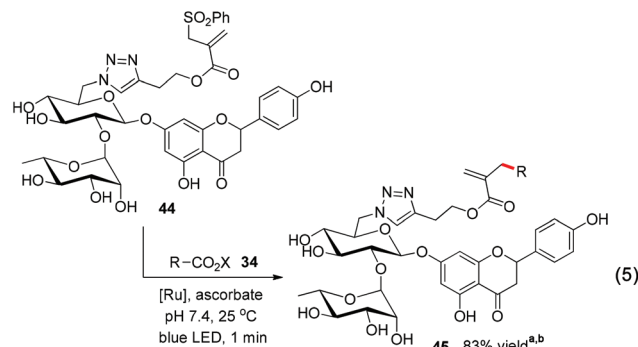
As the alkyl allylation reaction under aqueous conditions is exceptionally fast, we envision that the quantitative study of kinetic parameters is useful. The allylation reaction includes three elementary reaction processes: the single-electron-transfer between the photoexcited $Ru(bpy)_3^{2+*}$ and the ascorbate (k_q), the reductive decarboxylation to generate the alkyl radical (k_0), and the carbon-carbon bond-forming allylation (k_2) (Scheme 3). The electron transfer rate (k_q) from the ascorbate to the photoexcited $Ru(bpy)_3^{2+*}$ in pH 7.4 Tris buffer is obtained by measuring the fluorescence lifetime quenching at increasing ascorbate concentrations, and is determined by Stern-Volmer analysis to be $2.1 \times 10^6 \text{ M}^{-1} \text{ s}^{-1}$ (ESI Scheme S9†).¹³ The zero-order rate constant k_0 of the alkyl radical formation is measured by the consumption of *N*-acyloxypthalimide **34** to be $1.64 \mu\text{M s}^{-1}$ (ESI Scheme S12†). The second-order carbon-carbon bond-forming rate constant of radical allylation k_2 is measured by the competition experiments with thiophenol-induced hydrogenation (k_H is $1.3 \times 10^8 \text{ M}^{-1} \text{ s}^{-1}$), and is determined to be $3.2 \times 10^6 \text{ M}^{-1} \text{ s}^{-1}$ (ESI



Scheme 3 Mechanistic proposal of the decarboxylative allylation.

Scheme S15†).¹⁴ The light-induced carbon-carbon bond-forming reactions have been widely used for light-modulated biomolecule manipulations,^{3d,10c,d} which has the advantage of high temporal and spatial precision.¹⁵ The use of visible light instead of UV light for this allylation imposes better biomolecular compatibilities and applications.¹⁶

Finally, we tested if this chemoselective and fast decarboxylative allylation can be used for protecting-group-free modification of functional-group-rich complex molecules. We treated the oligosaccharide naringin conjugate **44** under the allylation conditions and gratifyingly obtained the allylation adduct **45** in 83% yield within 1 minute, with no detectable occurrence of a side reaction (eqn (5)).



^aReaction conditions: **44** (500 μM), **45** (100 μM), $Ru(bpy)_3Cl_2$ (10 μM), and ascorbates (1 mM) in 1:1 CH_3CN /aqueous buffer (20 mM pH 7.4 Tris) with blue LED irradiation for 1 min. ^bConversions and yields were determined by HPLC analysis.

Conclusions

In conclusion, we have developed a visible-light-induced chemoselective and fast decarboxylative allylation for primary, secondary, tertiary, benzyl, and alpha-heteroatom-substituted $C(sp^3)$ -allylations. This reaction is complete in minutes at room temperature and demonstrates excellent chemoselectivity in both organic solvents and neutral aqueous solutions. Further biomolecular application of this decarboxylative allylation is under investigation in our laboratory.

Acknowledgements

Financial support was provided by National Basic Research Program of China 2014CB910304, National Natural Science Foundation of China 21272260, 21472230, “Thousand Talents Program” Young Investigator Award, and start up fund from State Key Laboratory of Bioorganic and Natural Products Chemistry, and Chinese Academy of Sciences.

Notes and references

- (a) B. M. Trost and M. L. Crawley, *Chem. Rev.*, 2003, **103**, 2921; (b) J. D. Weaver, A. Recio, A. J. Grenning and J. A. Tunge, *Chem. Rev.*, 2011, **111**, 1846.

- 2 (a) D. H. R. Barton and D. Crich, *J. Chem. Soc., Perkin Trans. 1*, 1986, 1613; (b) B. Quiclet-Sire and S. Z. Zard, *J. Am. Chem. Soc.*, 1996, **118**, 1209; (c) F. Le Guyader, B. Quiclet-Sire, S. Seguin and S. Z. Zard, *J. Am. Chem. Soc.*, 1997, **119**, 7410; (d) B. Quiclet-Sire, S. Seguin and S. Z. Zard, *Angew. Chem., Int. Ed.*, 1998, **37**, 2864; (e) S. Kim and C. J. Lim, *Angew. Chem., Int. Ed.*, 2002, **41**, 3265; (f) A. P. Schaffner and P. Renaud, *Angew. Chem., Int. Ed.*, 2003, **42**, 2658; (g) S. Lee, C. J. Lim and S. Kim, *Bull. Korean Chem. Soc.*, 2004, **25**, 1611.
- 3 (a) C. K. Prier, D. A. Rankic and D. W. C. MacMillan, *Chem. Rev.*, 2013, **113**, 5322; (b) D. M. Schultz and T. P. Yoon, *Science*, 2014, **343**, 985; (c) J. M. R. Narayanam and C. R. J. Stephenson, *Chem. Soc. Rev.*, 2011, **40**, 102; (d) C. Hu and Y. Chen, *Tetrahedron Lett.*, 2015, **56**, 884.
- 4 (a) K. Okada, K. Okamoto, N. Morita, K. Okubo and M. Oda, *J. Am. Chem. Soc.*, 1991, **113**, 9401; (b) K. Okada, K. Okubo, N. Morita and M. Oda, *Tetrahedron Lett.*, 1992, **33**, 7377; (c) K. Okada, K. Okubo, N. Morita and M. Oda, *Chem. Lett.*, 1993, 2021; (d) M. J. Schnermann and L. E. Overman, *Angew. Chem., Int. Ed.*, 2012, **51**, 9576; (e) G. L. Lackner, K. W. Quasdorf and L. E. Overman, *J. Am. Chem. Soc.*, 2013, **135**, 15342; (f) G. Kachkovskiy, C. Faderl and O. Reiser, *Adv. Synth. Catal.*, 2013, **355**, 2240; (g) J. Yang, J. Zhang, L. Qi, C. Hu and Y. Chen, *Chem. Commun.*, 2015, **51**, 5275; (h) G. Pratsch, G. L. Lackner and L. E. Overman, *J. Org. Chem.*, 2015, **80**, 6025.
- 5 (a) T. D. Beeson, A. Mastracchio, J.-B. Hong, K. Ashton and D. W. C. MacMillan, *Science*, 2007, **316**, 582; (b) M.-H. Larraufie, R. Pellet, L. Fensterbank, J.-P. Goddard, E. Lacôte, M. Malacria and C. Ollivier, *Angew. Chem., Int. Ed.*, 2011, **50**, 4463; (c) M. Daniel, L. Fensterbank, J.-P. Goddard and C. Ollivier, *Org. Chem. Front.*, 2014, **1**, 551; (d) S. B. Lang, K. M. O'Nele and J. A. Tunge, *J. Am. Chem. Soc.*, 2014, **136**, 13606; (e) J. Xuan, T. Zeng, Z. Feng, Q. Deng, J. Chen, L. Lu, W. Xiao and H. Alper, *Angew. Chem., Int. Ed.*, 2015, **54**, 1625.
- 6 The direct photo-induced reaction of *N*-acyloxyphthalimide **1** without the photocatalyst becomes obvious after extended 12 h light irradiation (12 h, 73% conversion, 65% yield). The direct photo-induced reaction of *N*-acyloxyphthalimide is also observed in ref. 4a and h.
- 7 The allylation with unsubstituted allyl sulfones (X = H) results in a very little product.
- 8 (a) R. A. Shenvi, D. P. O'Malley and P. S. Baran, *Acc. Chem. Res.*, 2009, **42**, 530; (b) C. J. Li, *Chem. Rev.*, 2005, **105**, 3095; (c) H. C. Kolb, M. G. Finn and K. B. Sharpless, *Angew. Chem., Int. Ed.*, 2001, **40**, 2004; (d) E. M. Sletten and C. R. Bertozzi, *Angew. Chem., Int. Ed.*, 2009, **48**, 6974.
- 9 (a) J. B. Borak and D. E. Falvey, *J. Org. Chem.*, 2009, **74**, 3894; (b) Y. Chen, A. S. Kamlet, J. B. Steinman and D. R. Liu, *Nat. Chem.*, 2011, **3**, 146.
- 10 (a) S. S. Gambhir, *Nat. Rev. Cancer*, 2002, **2**, 683; (b) T. F. Massoud and S. S. Gambhir, *Genes Dev.*, 2003, **17**, 545; (c) G. Mayer and A. Heckel, *Angew. Chem., Int. Ed.*, 2006, **45**, 4900; (d) M. A. Tasdelen and Y. Yagci, *Angew. Chem., Int. Ed.*, 2013, **52**, 5930.
- 11 A. Juris, V. Balzani, F. Barigelletti, S. Campagna, P. Belser and A. Vonzelewsky, *Coord. Chem. Rev.*, 1988, **84**, 85.
- 12 The incubation of the allyl bromide under the reaction conditions without *N*-acyloxyphthalimides results in the consumption of the allyl bromide (ESI Scheme S6[†]), which may suggest the side reactions from allyl bromides.
- 13 J. R. Lakowicz, *Principles of Fluorescence Spectroscopy*, Springer, New York, 3rd edn, 2006.
- 14 J. A. Franz, B. A. Bushaw and M. S. Alnajjar, *J. Am. Chem. Soc.*, 1989, **111**, 268.
- 15 Z. Yu and Q. Lin, *J. Am. Chem. Soc.*, 2014, **136**, 4153.
- 16 R. P. Sinha and D. P. Häder, *Photochem. Photobiol. Sci.*, 2002, **1**, 225.