


 Cite this: *Chem. Commun.*, 2024, 60, 3826

 Received 22nd January 2024,
Accepted 6th March 2024

DOI: 10.1039/d4cc00309h

rsc.li/chemcomm

Electrochemical low valent cobalt-catalyzed addition of aryl and vinyl chlorides to α -ketoamides *via* C–Cl bond activation†

 Prashant S. Shinde,^a Valmik S. Shinde*^{ab} and Magnus Rueping *^a

The development of an electrochemical cobalt catalyzed C–Cl bond activation at room temperature for the nucleophilic addition of aryl and vinyl chlorides to α -ketoamides is described. The overall method operates through an electrochemically induced low valent cobalt catalyst that oxidatively adds to aryl or vinyl chlorides affording medicinally important 3-hydroxy oxindole and 3-hydroxypyrrrolidinone scaffolds. The development of an enantioselective version using a chiral pyrox ligand is also demonstrated.

The activation of carbon–halogen bonds *via* oxidative addition with transition metals is one of the fundamental steps in organometallic chemistry. Particularly, the development of the direct catalytic nucleophilic reaction of aryl or vinyl halides with electrophilic reaction partners is an attractive method as no preceding preparation of stoichiometric organometallic reagents, such as Grignard-, organo zinc, organoborane, or organolithium-reagents is required, allowing for a high tolerance toward sensitive functional groups. In recent times, earth-abundant first-row transition metals have gained particular attention owing to their relatively lower cost and toxicity as well as greater sustainability.¹ The organometallic chemistry of cobalt, in particular, cobalt(II) complexes has proven useful, especially in several catalytic reactions ranging from hydrogen evolution,² and cross-couplings³ to C–H functionalizations.⁴ The versatility of Co(II) complexes in electrocatalysis can be attributed to the reactive nature of their corresponding electrochemically generated Co(I) or Co(0) intermediates.⁵ The oxidative addition process is highly dependent on both the cobalt complex and the substrate involved and can proceed through a variety of polar and/or radical intermediates. Mechanistic investigations involving such complexes have illustrated that

Co(I) intermediates are highly reactive and also prone to a multitude of decomposition pathways. The pioneering study by Périchon's research group proved that the predominant decomposition pathway of electrochemically generated Co(I) species proceeds *via* disproportionation to Co(II) and Co(0), which subsequently results in precipitation of metallic Co(0), removing cobalt from the electro-catalytic cycle.⁶ To evade these deleterious pathways, cobalt electrolysis catalysts have been traditionally stabilized through polydentate ligands such as salen complexes⁷ and cobalamin derivatives.⁸

There have been several literature examples for direct nucleophilic addition of carbon–halogen bonds under relatively forcing reaction conditions; however, most of the substrates were more reactive aryl bromides and iodides. Aryl chlorides have not been extensively explored in this field despite their great diversity, affordability, and ease of access. This is likely because of their low reactivity, which is generally attributed to their higher bond energy and thus, making the activation by transition-metal catalysts more challenging⁹ [bond dissociation energies (kcal mol^{−1}) for PhX: Cl (95); Br (80); I (65)]. We envisioned that highly reactive *in situ* generated cobalt (I) and cobalt (0) species obtained by electrochemical reduction of Co(II) complexes may activate aryl or vinyl chlorides through oxidative addition processes at relatively less forcing conditions or even at room temperature to avoid catalyst deactivation and decomposition pathways.¹⁰ Furthermore, an additional hetero-atom in substrate could assist in stabilizing the *in situ* generated low valent cobalt intermediate *via* cyclic intermediate. Consequently, this stabilized low-dentate ligands–metal complex, would harbor additional free coordination sites to bind organic substrates and facilitate alternative organometallic steps. The corresponding “aryl or vinyl cobalt” species would then undergo an intramolecular addition with the carbonyl group to produce addition products. This hypothesis was also supported by the pioneering work of Gosmini¹⁰ and also Minter¹¹ who extensively studied the role of ligand electronics on stabilizing the electrocatalytically generated low valent Co(I) intermediates.

^a King Abdullah University of Science and Technology (KAUST), KAUST Catalysis Center (KCC), Thuwal 23955-6900, Saudi Arabia.

E-mail: magnus.rueping@kaust.edu.sa

^b Medicinal and Process Chemistry Division, CSIR-Central Drug Research Institute, Lucknow 226031, Uttar Pradesh, India. E-mail: valmik.shinde@cdri.res.in

† Electronic supplementary information (ESI) available. See DOI: <https://doi.org/10.1039/d4cc00309h>



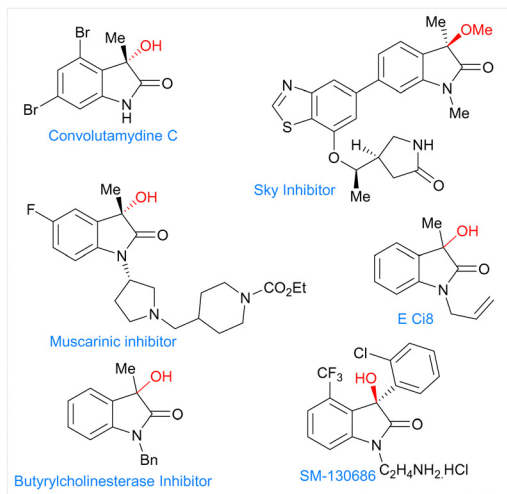


Fig. 1 Bioactive 3-hydroxy oxindoles scaffolds.

Herein, we report the electrochemical Co-catalyzed intramolecular nucleophilic addition of aryl and vinyl chlorides to α -ketoamides through C–Cl bond activation at room temperature to generate 3-hydroxy oxindoles scaffolds. These oxindoles containing a tetra substituted carbon at the benzylic position constitute a common structural motif that shows a broad range of biological activities (Fig. 1).¹² Structure activity studies have also shown that the biological activities of these compounds are significantly affected by both the configuration of the C3 and its substitution pattern.^{13,15}

In order to realize the proof of concept, we initiated our study using $\text{CoBr}_2(2,2'$ -bipyridine) complex¹⁴ as it appeared to be a particularly suitable catalyst for the activation of a variety of aromatic substrates ranging from halides to triflates. We began our study by examining the reaction using a α -keto 2-chloroanilide **1a** as substrate in the presence of $\text{CoBr}_2(\text{bpy})$ (10 mol%) as the catalyst and NaI as supporting electrolyte in DMA as solvent (Table 1). The reaction was performed in an undivided cell equipped with a stainless steel as anode and cathode that yielded 81% of the expected product **2a**. The further development concentrated on optimizing the reaction parameters, including variation of the electrodes (cathodes and anodes), electrolytes, current densities, solvents, and cobalt complexes (for detailed optimization studies see ESI†). After extensive efforts, the desired product **2a** was obtained in 92% isolated yield by using $\text{CoBr}_2(\text{bpy})$ as the catalyst, NaI as an electrolyte, in DMA solvent (entry 1, Table 1). Use of different cobalt catalysts resulted in slightly lower yields of product along with some dehalogenation of **1a** as a side reaction (entries 3 and 4, Table 1). Altering the anode or cathode resulted in decreased yields (entries 5 and 7). The use of a sacrificial donor such as Et_3N yielded no product (entry 8). Subsequent examination revealed that the reaction outcome was significantly dependent on the solvent. The reaction was less efficient in solvents such as ACN, DMF and NMP (entries 9–11). Noticeably, use of other supporting electrolytes such as quaternary ammonium salt and KBr also proved to be

Table 1 Optimization of reaction conditions

Entry	Variation from standard conditions ^{a,b}	2a (%)
1	Standard conditions	92 ^c
2	10 mol% $\text{CoBr}_2(\text{dtbbpy})$	87 ^c
3	10 mol% $\text{CoCl}_2(\text{PPh}_3)_2$	74 ^c
4	10 mol% $\text{CoCl}_2(\text{dppe})$	78
5	(+) SS/(–) Ni foam	81
6	(+) Fe/(–) Ni foam	86 ^c
7	(+) Zn/(–) SS	89 ^c
8	(+) RVC/(–) SS, Et_3N	nr
9	ACN as solvent	42
10	DMF as solvent	78
11	NMP as solvent	72
12	(<i>n</i> Bu) ₄ NBr instead of NaI	81
13	KBr instead of NaI	84
14	w/o $\text{CoBr}_2(\text{bpy})$	nr
15	w/o electricity	nr

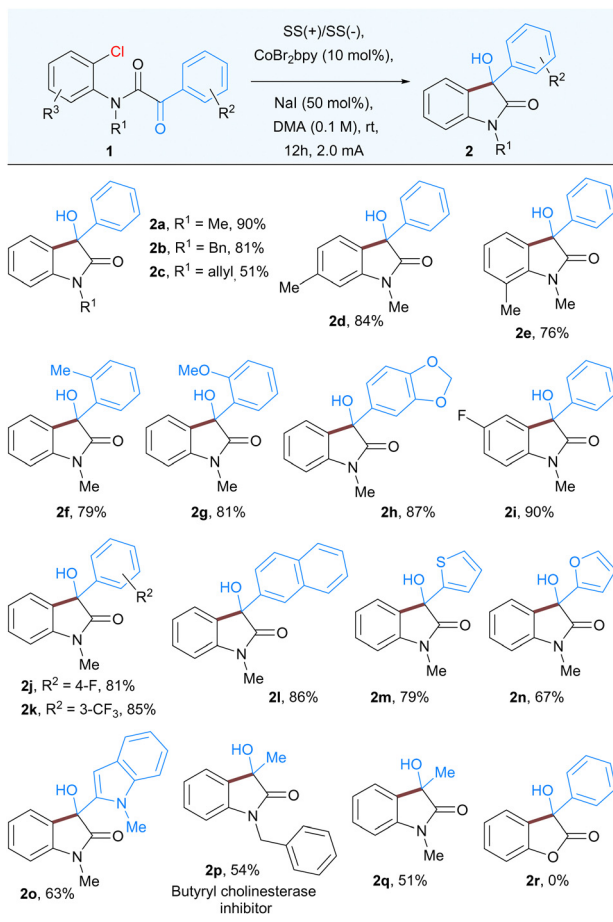
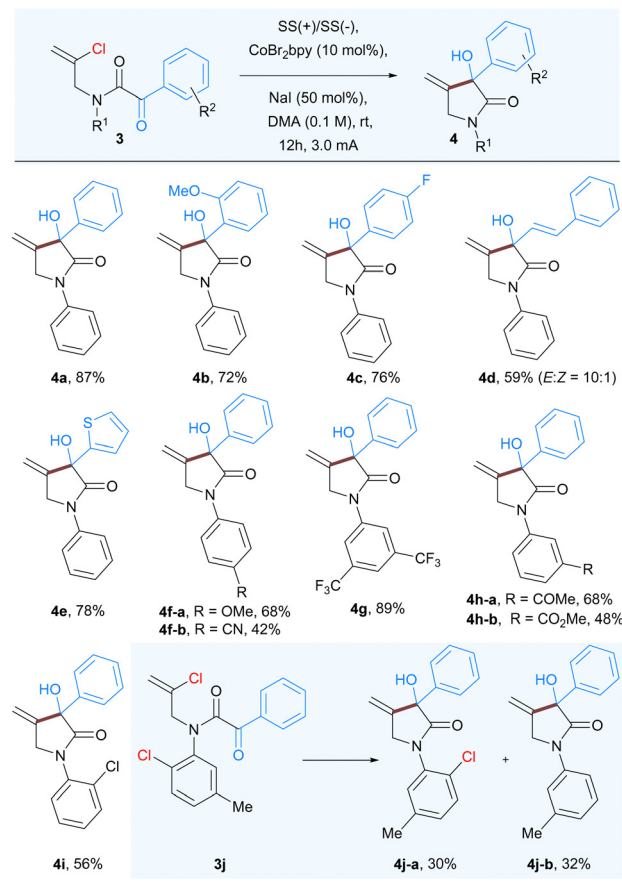
^a Standard conditions. **1a** (0.4 mmol), $\text{CoBr}_2(\text{bpy})$ (10 mol%), NaI (50 mol%) DMA (dimethylacetamide 4.0 mL), rt, 12 h. ^b Yields were determined by GC analysis, calibrated using dodecane as an internal stand. ^c Isolated yield.

efficient in this reaction (entries 12 and 13). Finally, the control experiments verified that the electricity and cobalt catalyst were both indispensable for this transformation (entries 14 and 15).

With the optimized conditions in hand, we next explored the scope of this nucleophilic addition of aryl chlorides to α -ketoamides. As shown in Table 2, good to excellent yields of the corresponding 3-hydroxyoxindoles **2a–2q** were observed for the substrates bearing either electron-withdrawing groups or electron-donating groups on the phenyl rings. The replacement of methyl group to easily removable benzyl protected α -ketoamide afforded the product **2b** in 81% yield. In general, methyl groups at various positions such as ortho to keto group or *ortho* and *meta*-substituted with respect to the amide group is well tolerated under the optimized reaction conditions (**2d–2f**). A variety of substituents, both electron-rich and electron-poor groups on either of the aromatic rings as well as methoxy, halogens, or naphthyl groups resulted in the corresponding products **2g–2l**. In addition, heteroaromatic α -ketoamides with groups such as thiophene (**2m**), furan (**2n**), and indole (**2o**), also provided corresponding 3-hydroxyoxindoles in good to moderate yield. Notably, the current methodology is also suitable for aliphatic α -keto amides, affording butyryl cholinesterase inhibitor **2p** as well as **2q** in moderate yields. Surprisingly, the α -ketoester did not undergo cyclization to give 3-hydroxy-3-phenylbenzofuranone **2r**.

In order to further expand the scope and generality of the developed protocol we studied the Co-catalyzed intramolecular nucleophilic addition to α -keto amide **3** having a vinyl chloride group. As anticipated the reaction of **3a** proceeded well to afford 3-hydroxy-4-methylene-1,3-diphenylpyrrolidin-2-ones **4a**, albeit in lower yield (68%). Further increase in current from



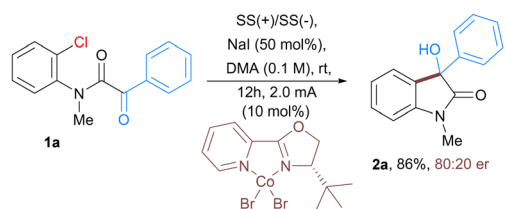
Table 2 Scope of electrochemical Co-catalyzed intra-molecular addition of aryl chlorides to α -ketoamide **1****Table 3** Scope of electrochemical Co-catalyzed intramolecular addition of vinyl chlorides to α -ketoamide **3**

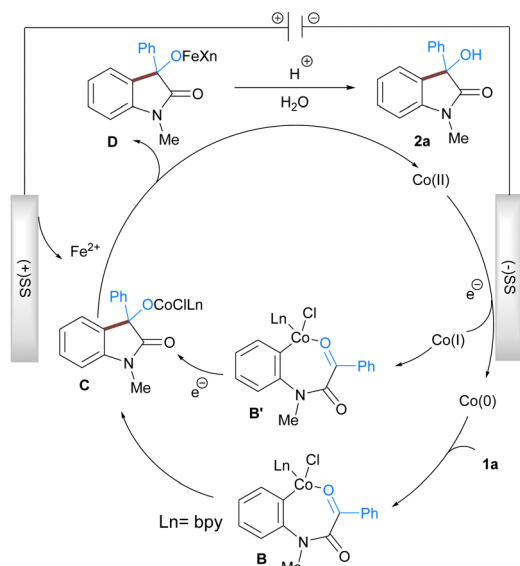
2 mA to 3 mA proved beneficial for complete consumption of starting material to afford corresponding product **4a** in 87% isolated yield. As expected, a variety of substituents having various steric and electronic properties at different positions of both aryl rings were well tolerated under the standard reaction conditions. Substituents, including methoxy (**4b**), fluoro (**4c**), styrenyl (**4d**), and thiophenyl (**4e**) groups were well tolerated under the optimized reaction conditions affording 3-hydroxypyrrrolidinones. The electron-donating *p*-methoxy (**4f-a**), as well as electron-withdrawing substituents on the aromatic ring of aniline part such as cyano (**4f-b**), CF_3 (**4g**), and a keto group (**4h-a**), ester (**4h-b**), resulted good to moderate yields. Further to compare and confirm the reactivity between aryl and vinyl chloride we prepared the substrate **3j** having both chloro (aryl and vinyl) groups and subjected them to optimized reaction conditions. The reaction outcome confirmed that the vinyl chloride underwent the nucleophilic addition on α -ketoamide that led to the formation **4j-a** in 30% yield as well as dehydro-chlorinated product **4j-b** in 32% yield (Table 3).

Furthermore, the scalability of the developed protocol is exemplified with the use of α -keto 2-chloroanilide **1a** as a substrate on a 1.2-gram scale affording 90% of 3-hydroxyoxindoles **2a**. Moreover, we also aimed to develop an

enantioselective version of this electrochemical cobalt-catalyzed reaction. To realize the proof of concept, we tested the reaction of intramolecular nucleophilic addition of aryl chloride to α -ketoamides **1a** in the presence of cobalt catalyst along with a variety of chiral ligands (for detailed optimization study see ESI[†]). Under electrochemical conditions, enantioenriched 3-hydroxyoxindoles **2a** bearing a quaternary stereogenic center was obtained in 86% yield with 80:20 er (Scheme 1).¹⁵

Based on the literature reports, experimental results, and cyclic voltammetry study (for a detailed study see ESI[†]) we propose a reaction mechanism that accounts for the formation of the observed product (Scheme 2). The reaction is initiated by

**Scheme 1** Enantioselective version of electrochemical Co-catalyzed intramolecular addition of aryl chlorides to α -ketoamide.



Scheme 2 Plausible reaction mechanism.

the reductive generation of the low valent cobalt species at the cathode surface from pre-catalyst CoBr_2bpy via the electron transfer process. The low valent cobalt then undergoes oxidative addition with aryl chloride of **1a** to provide 7-membered organometallic Co(II) intermediate **B** which subsequently undergoes nucleophilic addition to the electrophilic carbonyl group resulting in the formation of intermediate **C**. The Co(II) intermediate **C** then undergoes transmetalation with iron generated at the anode to give the Co(II) species that again participates in the next catalytic cycle. Another feasible pathway involves the generation of a low-valent Co(I) which undergoes oxidative addition to **1a** to give a Co(III) intermediate **B'**. Subsequent addition and reduction leads to **C** which is hydrolysed during the acidic workup to afford the 3-hydroxy indole **2a**.

In summary, we have developed a cobalt-catalyzed nucleophilic addition of aryl and vinyl chlorides to α -ketoamides via C–Cl bond activation at room temperature under electrochemical conditions. The overall method operates via an electrochemically induced low valent cobalt catalyst that first oxidatively adds to the aryl or vinyl chlorides followed by Grignard type addition to the carbonyl group affording medicinally important 3-hydroxy oxindole and 3-hydroxypyrrolidinone scaffolds with a quaternary carbon center. Of note, the use of stoichiometric Zn, Mn, alkyl zinc reagent,¹⁶ or expensive silanes in such reductive couplings can thus be avoided. An enantioselective version of the established protocol demonstrates the feasibility under electrochemical conditions,¹⁷ thereby affording valuable enantioenriched products and paving the way for numerous prospective asymmetric electrochemical cobalt-catalyzed reactions.

We gratefully acknowledge the funding support from the King Abdullah University of Science and Technology (KAUST), Saudi Arabia, Office of Sponsored Research (URF/1/4405). VSS also gratefully acknowledged generous financial support through a Core Research Grant (CRG/2022/004970) by the Science and Engineering Research Board (SERB), DST, Government of India.

Conflicts of interest

There are no conflicts to declare.

Notes and references

- (a) M. C. Haibach, S. Shekhar, T. S. Ahmed and A. R. Ickes, *Org. Process Res. Dev.*, 2023, **27**, 423; (b) R. A. Singer, S. Monfette, D. Bernhardson, S. Tcyrulnikov, A. K. Hubbell and E. C. Hansen, *Org. Process Res. Dev.*, 2022, **26**, 3204; (c) H. Wu, B. Qu, T. Nguyen, J. C. Lorenz, F. Buono and N. Haddad, *Org. Process Res. Dev.*, 2022, **26**, 2281; (d) T. Dalton, T. Faber and F. Glorius, *ACS Cent. Sci.*, 2021, **7**, 245; (e) G. Pototschnig, N. Maulide and M. Schnürch, *Chem. – Eur. J.*, 2017, **23**, 9206; (f) P. Chirik and R. Morris, *Acc. Chem. Res.*, 2015, **48**, 2495.
- (a) C. C. L. McCrory, C. Uyeda and J. C. Peters, *J. Am. Chem. Soc.*, 2012, **134**, 3164; (b) X. Hu, B. M. Cossairt, B. S. Brunschwig, N. S. Lewis and J. C. Peters, *Chem. Commun.*, 2005, 4723.
- (a) P. Gomes, C. Gosmini, J.-Y. Nédélec and J. Périchon, *Tetrahedron Lett.*, 2000, **41**, 3385; (b) L. K. G. Ackerman, L. L. Anka-Lufford, M. Naodovic and D. J. Weix, *Chem. Sci.*, 2015, **6**, 1115.
- (a) J. C. A. Oliveira, U. Dhawa and L. Ackermann, *ACS Catal.*, 2021, **11**, 1505; (b) N. Sauermann, T. H. Meyer, C. Tian and L. Ackermann, *J. Am. Chem. Soc.*, 2017, **139**, 18452; (c) M. Moselage, J. Li and L. Ackermann, *ACS Catal.*, 2016, **6**, 498; (d) K. Gao and N. Yoshikai, *Acc. Chem. Res.*, 2014, **47**, 1208.
- (a) H. Chen, C. Zhu, H. Yue and M. Rueping, *ACS Catal.*, 2023, **13**, 6773; (b) A. Guérinot and J. Cossy, *Acc. Chem. Res.*, 2020, **53**, 1351; (c) G. Cahiez and A. Moyeux, *Chem. Rev.*, 2010, **110**, 1435; (d) C. Gosmini and A. Moncomble, *Isr. J. Chem.*, 2010, **50**, 568; (e) C. Gosmini, J.-M. Begouin and A. Moncomble, *Chem. Commun.*, 2008, 3221.
- (a) O. Buriez, E. Labbe and J. Périchon, *J. Electroanal. Chem.*, 2006, **593**, 99; (b) O. Buriez, C. Cannes, J. Y. Nédélec and J. Périchon, *J. Electroanal. Chem.*, 2000, **495**, 57.
- (a) A. J. Fry and U. N. Sirisoma, *J. Org. Chem.*, 1993, **58**, 4919; (b) A. J. Fry, U. N. Sirisoma and A. S. Lee, *Tetrahedron Lett.*, 1993, **34**, 809; (c) J.-C. Folest, J.-M. Duprilot, J. Périchon, Y. Robin and J. Devynck, *Tetrahedron Lett.*, 1985, **26**, 2633.
- (a) B. P. Branchaud and W. D. Detlefsen, *Tetrahedron Lett.*, 1991, **32**, 6273; (b) S. Torii, T. Inokuchi and T. Yukawa, *J. Org. Chem.*, 1985, **50**, 5875; (c) R. Scheffold, M. Dike, S. Dike, T. Herold and L. Walder, *J. Am. Chem. Soc.*, 1980, **102**, 3642.
- (a) Y.-X. Jia, D. Katayev and E. P. Kundig, *Chem. Commun.*, 2010, **46**, 130; (b) G. C. Fu, *Acc. Chem. Res.*, 2008, **41**, 1555; (c) M. Durandetti, J. Périchon and J.-Y. Nédélec, *Org. Lett.*, 2001, **3**, 2073; (d) M. Durandetti, J. Périchon and J.-Y. Nédélec, *Tetrahedron Lett.*, 1999, **40**, 9009.
- (a) C. Dorval and C. Gosmini, *Cobalt Catal. Org. Synth.*, 2020, 163; (b) C. Dorval, M. Tricoire, J.-M. Begouin, V. Gandon and C. Gosmini, *ACS Catal.*, 2020, **10**, 12819; (c) M. Amatore and C. Gosmini, *Chem. – Eur. J.*, 2010, **16**, 5848; (d) Y. Cai, A. D. Benischke, P. Knochel and C. Gosmini, *Chem. – Eur. J.*, 2017, **23**, 250.
- D. P. Hickey, C. Sandford, Z. Rhodes, T. Gensch, L. R. Fries, M. S. Sigman and S. D. Minter, *J. Am. Chem. Soc.*, 2019, **141**, 1382.
- (a) A. Kumar and S. S. Chimni, *RSC Adv.*, 2012, **2**, 9748; (b) S. Peddibhotla, *Curr. Bioact. Compd.*, 2009, **5**, 20; (c) H. V. Erkizan, Y. Kong, M. Merchant, S. Schlottmann, J. S. BarberRotenberg, L. Yuan, O. D. Abaan, T.-H. Chou, S. Dakshnamurthy, M. L. Brown, A. Üren and J. A. Toretzky, *Nat. Med.*, 2009, **15**, 750; (d) D. Tomita, K. Yamatsugu, M. Kanai and M. Shibasaki, *J. Am. Chem. Soc.*, 2009, **131**, 6946; (e) T. Tokunaga, W. E. Hume, T. Umezome, K. Okazaki, Y. Ueki, K. Kumagai, S. Hourai, J. Nagamine, H. Seki, M. Tajiri, H. Noguchi and R. Nagata, *J. Med. Chem.*, 2001, **44**, 4641.
- (a) S. Denoyelle, T. Chen, H. Yang, L. Chen, Y. Zhang, J. A. Halperin, B. H. Aktas and M. Chorev, *Eur. J. Med. Chem.*, 2013, **69**, 537; (b) J. Totobenazara, P. Bacalhau, A. A. San Juan, C. S. Marques, L. Fernandes, A. Goth, A. T. Caldeira, R. Martins and A. J. Burke, *ChemistrySelect*, 2016, **1**, 3580.
- L. Polleux, E. Labbé, O. Buriez and J. Périchon, *Chem. – Eur. J.*, 2005, **11**, 4678.
- (a) Y. Li and S. Xu, *Chem. – Eur. J.*, 2018, **24**, 16218; (b) B. Yu, H. Xing, D.-Q. Yu and H.-M. Liu, *Beilstein J. Org. Chem.*, 2016, **12**, 1000.
- J.-X. Hu, H. Wu, C.-Y. Li, W.-J. Sheng, Y.-X. Jia and J.-R. Gao, *Chem. – Eur. J.*, 2011, **17**, 5234.
- M. Gosh, V. S. Shinde and M. Rueping, *Beilstein J. Org. Chem.*, 2019, **15**, 2710.

