

# EES Catalysis

rsc.li/EESCatalysis



ISSN 2753-801X

**PAPER**

Jingguang G. Chen, Ping Liu *et al.*  
Descriptor-based identification of bimetallic-derived  
catalysts for selective activation of ethane with CO<sub>2</sub>



Cite this: *EES Catal.*, 2023, 1, 17

## Descriptor-based identification of bimetallic-derived catalysts for selective activation of ethane with CO<sub>2</sub>†

Haoyue Guo,<sup>‡</sup> Zhenhua Xie,<sup>‡</sup> Xuelong Wang,<sup>a</sup> Jingguang G. Chen<sup>\*,ab</sup> and Ping Liu<sup>\*,a</sup>

The selective activation of ethane with CO<sub>2</sub> offers a promising strategy to simultaneously reduce the greenhouse gas and upgrade the underutilized ethane to value-added chemicals. Herein, the catalytic reactions of ethane and CO<sub>2</sub> over a series of indium (In)-based bimetallic-derived catalysts were investigated by combining catalytic evaluation, *in situ* characterization and Density Functional Theory (DFT) calculations. The DFT-calculated energetics along the dry reforming of ethane pathway to produce syngas and oxidative dehydrogenation of ethane to produce ethylene were consistent with the trend in experimentally observed selectivity. Combining the results currently collected for In-based bimetallic catalysts with those previously reported for other bimetallic systems, a descriptor-based model was used to scale the ethylene selectivity over a wide range of bimetallic systems. Furthermore, results from the current study enhanced the mechanistic understanding of the importance that the binding strength of the initial reaction intermediates played in controlling the selective activation of ethane with CO<sub>2</sub>.

Received 19th September 2022,  
 Accepted 15th October 2022

DOI: 10.1039/d2ey00051b

[rsc.li/eescatalysis](http://rsc.li/eescatalysis)

### Broader context

In recent decades, increasing anthropogenic CO<sub>2</sub> emissions and verified huge shale gas reserves have attracted intensive interests in simultaneously upgrading CO<sub>2</sub> and C<sub>2</sub>+ light alkanes into different types of important industrial feedstocks (*e.g.*, syngas, olefins, aromatics and oxygenates) at ambient pressure. One of the challenges is how to control the selective scission of C–H/C–C bonds in alkanes. However, the development of selective catalysts, such as those from the bimetallic-derived systems, is hindered by the ambiguous structure–function relationship due to the structural complexity of supported catalysts. The present work is motivated to identify general descriptors not only to predict the thermodynamically favorable bimetallic-derived structures under CO<sub>2</sub>-assisted alkane activation conditions, but also to provide mechanistic insights into the selective bond cleavage in alkanes. Herein, ethane–CO<sub>2</sub> reaction over a wide range of bimetallic-derived catalysts was adopted as a case study to unravel the structure–function relationship over two types of representative structures. Two general descriptors, formation energy of alloy surfaces and the corresponding binding energy to oxygen, were utilized to correlate catalytic performance with DFT-calculated values. The identification of these two general descriptors opens new opportunities to the rational design of highly selective catalysts for simultaneously upgrading light alkanes and CO<sub>2</sub>.

## 1. Introduction

The rapid increase of carbon dioxide (CO<sub>2</sub>) emissions in the past decades has contributed to the global climate change.<sup>1</sup>

To reduce CO<sub>2</sub> emissions, several strategies such as CO<sub>2</sub> capture and catalytic conversion have been proposed.<sup>2–6</sup> One promising route is the utilization of light alkanes to directly activate CO<sub>2</sub> to value-added products, such as syngas, olefins, aromatics and oxygenates.<sup>7–10</sup> The recent shale gas boom has significantly increased the supply of light alkanes, with the fraction of ethane (C<sub>2</sub>H<sub>6</sub>) being up to 10 vol%.<sup>11</sup> Therefore, the catalytic reactions between CO<sub>2</sub> and C<sub>2</sub>H<sub>6</sub> provide a promising strategy to simultaneously reduce the greenhouse gas emissions and upgrade the underutilized C<sub>2</sub>H<sub>6</sub> to important industrial chemicals. Depending on the selective bond cleavage of C<sub>2</sub>H<sub>6</sub>, there are mainly two pathways, *i.e.*, dry reforming of ethane (DRE) to produce syngas (C<sub>2</sub>H<sub>6</sub> + 2CO<sub>2</sub> → 4CO + 3H<sub>2</sub>) *via* C–C

<sup>a</sup> Chemistry Division, Brookhaven National Laboratory, Upton, NY 11973, USA.

E-mail: [jgchen@columbia.edu](mailto:jgchen@columbia.edu), [pingliu3@bnl.gov](mailto:pingliu3@bnl.gov)

<sup>b</sup> Department of Chemical Engineering, Columbia University, New York, NY 10027, USA

† Electronic supplementary information (ESI) available: EXAFS spectra of bimetallic-derived catalyst; DFT-optimized structures and corresponding energies for bimetallic surfaces with/without adsorption of reaction intermediates. See DOI: <https://doi.org/10.1039/d2ey00051b>

‡ Haoyue Guo and Zhenhua Xie contributed equally.



and C–H bond cleavage and oxidative dehydrogenation of ethane (ODHE) to produce ethylene ( $C_2H_6 + CO_2 \rightarrow C_2H_4 + CO + H_2O$ ) via selective C–H bond scission while protecting the C–C bond.<sup>7–10</sup>

Bimetallic-derived catalysts, either in the metallic or oxidized form, typically feature distinct catalytic properties and are often superior to those of either monometallic component due to the ligand, ensemble and strain effects.<sup>12</sup> A number of bimetallic-derived catalysts have been used for the reactions of  $C_2H_6$  with  $CO_2$ , such as Co–Mo,<sup>13</sup> Ni–Mo,<sup>13</sup> Ni–Al,<sup>14,15</sup> Ni–Fe,<sup>13,16,17</sup> Pt–Co,<sup>13</sup> Pt–Ni,<sup>18,19</sup> Pt–Ga,<sup>20</sup> Pt–Ce,<sup>21</sup> Pt–In,<sup>20</sup> Pt–Sn,<sup>22</sup> Pd–Fe,<sup>23</sup> Pd–Co<sup>24</sup> and Pd–In.<sup>24</sup> The enhanced catalytic properties have been proposed to be associated with changes in the compositions and structures.<sup>25–27</sup> For example, Yan *et al.*<sup>16</sup> reported that by changing the ratio of bimetallic components, the active phases under reaction conditions can be transformed, leading to the distinguished reaction pathways:  $Ni_3Fe$  prefers to stay as mixed alloy during the activation of  $C_2H_6$  by  $CO_2$  and is more favorable for C–C bond scission; while  $NiFe_3$  prefers to form the  $Ni/FeO_x$  interface, which is the active site for C–H bond scission. Recently, Xie *et al.* revealed that the reaction-induced surface phase transformation can tune the selectivity in the scission of the C–C and C–H bonds of  $C_2H_6$  on  $PdCo_x/CeO_2$  and  $PdIn_x/CeO_2$  catalysts, respectively.<sup>24</sup> Based on the case studies of a series of Pd-based bimetallic catalysts, the interplay of two descriptors was proposed:<sup>24</sup> the formation energy of the alloy surface and the reactive oxygen binding energy, which scaled well with the  $C_2H_4$  selectivity. However, it remains unclear whether the previously identified descriptors can be employed universally to capture the  $CO_2$ -assisted  $C_2H_6$  activation beyond the Pd-based catalysts.

Herein, the selective activation of  $C_2H_6$  with  $CO_2$  was studied over a series of In-based bimetallic catalysts. The  $C_2H_4$  selectivity was investigated using experimental studies of synthesis, catalytic testing and *in situ* characterization, followed by DFT calculations to gain better mechanistic understanding, validate the descriptors previously identified for Pd-based bimetallic catalysts and eventually use them as universal descriptors for identifying promising bimetallic-derived catalysts. The selection of In-based bimetallic catalysts was primarily inspired by their intriguing performance for  $CO_2$ -assisted propane dehydrogenation, where the catalytic activity was attributed to the In redox activity ( $In^0$  and  $In^{III}$ ) and the associated transfer of chemisorbed oxygen ( $*O$ ).<sup>28–31</sup> Moreover, previously the change in the ratio of Pt:In in bimetallic Pt–In derived catalysts was also found to influence the active phases and therefore the performance during the direct dehydrogenation of  $C_2H_6$ .<sup>20</sup>

The present experimental and DFT studies of In-based catalysts provided insights into controlling the DRE and ODHE pathways to produce syngas and  $C_2H_4$ , respectively. The combination of results of In-based systems from current study with those of other bimetallic-derived catalysts reported previously, a descriptor-based prediction of selectivity was achieved for the simultaneous upgrading of  $C_2H_6$  and  $CO_2$  over a wide range of bimetallic catalysts. It not only facilitates the discovery of new catalysts, but also promotes the mechanistic understanding of

selectivity-tuning introduced by forming different bimetallic-derived structures. Furthermore, a volcano relationship was observed between the binding difference of  $*CH_3CH_2O$  and  $*CH_3CH_2$  intermediates and the corresponding  $C_2H_4$  selectivity over diverse bimetallic systems.

## 2. Methods

### 2.1. Experimental methods

All In-based bimetallic catalysts were synthesized using a slurry method. For each synthesis, desired amounts of metal precursors [ $Rh(NO_3)_3 \cdot 2H_2O$ ,  $Pt(NH_3)_4(NO_3)_2$ ,  $Co(NO_3)_2 \cdot 6H_2O$ ,  $Ni(NO_3)_2 \cdot 6H_2O$ , or  $Cu(NO_3)_2 \cdot 3H_2O$ ] were simultaneously dissolved with  $In(NO_3)_3 \cdot xH_2O$  in 30 ml of DI water to achieve a M/In atomic ratio of 1:3 at room temperature. Afterwards, the solution was ultrasonicated for 15 min before adding the  $CeO_2$  support, followed by another ultrasonication of 30 min. The slurry suspension was continuously stirred and dried at 343 K overnight, after which the dried sample was calcined in static air at 673 K for 4 h with a heating rate of  $1.0 K min^{-1}$ . More details about the loading amounts of each metal elements can be found in the ESI.†

All the catalysts were evaluated using a flow reactor (quartz tube, 4 mm ID, 6.35 mm OD) at ambient pressure. For each test, unless specified, approximately 100 mg of catalyst (60–80 mesh) was loaded into the isothermal zone of the quartz tube and fixed by two pieces of quartz wool on both ends. The catalyst was reduced in 50 vol%  $H_2$  in Ar (total  $40 ml min^{-1}$ ) at 723 K for 1 h and then heated to 873 K under Ar ( $40 ml min^{-1}$ ) in 15 min. The catalyst was subsequently exposed to  $C_2H_6/CO_2/Ar$  (10/10/20  $ml min^{-1}$ ) at 873 K for catalytic evaluation for 12 h. The gas line from the reactor outlet to the gas chromatography (GC) inlet was wrapped by heating tapes and maintained at 423 K to avoid any condensation of water vapor. The product stream was analyzed by an Agilent 7890B GC (PLOT Q and MOLESEIVE columns) equipped with a thermal conductivity detector (TCD) and a flame ionized detector (FID). The elemental (C, H, O) balances were within  $100 \pm 2\%$  for all the experiments. Procedures for calculating conversion ( $X$ ),  $C_2H_6$ -based selectivity ( $S$ ) and yield ( $Y$ ) were the same to those described in a previous study.<sup>24</sup>

The *in situ* X-ray absorption fine structure (XAFS) spectra of the Pt  $L_3$ -edge, Rh K-edge and In K-edge were collected at Beamline 7-BM (QAS) of the National Synchrotron Light Source II (NSLS-II) at Brookhaven National Laboratory, following the same experimental methods described in a previous study.<sup>24</sup> XAFS spectra were continuously collected *in situ* under Helium at 298 K, 50 vol%  $H_2$  at 723 K, He purging at 823 K, and the reaction stream of  $CO_2$  and  $C_2H_6$  at 823 K. Rh, Pt and In foils were used as standard references for energy calibrations as well as to obtain the passive electron reduction factor ( $S_0^2$ ) used for the fitting of the extended X-ray absorption fine structure (EXAFS) spectra. The EXAFS fittings were performed with the scattering information (amplitude and phase functions) extracted from the model compounds (see more details in Fig. S1 and S2 in ESI†). Metal oxide references ( $Rh_2O_3$ ,  $PtO_2$ ,



and  $\text{In}_2\text{O}_3$ ) were also measured for identifying oxidation states using the X-ray absorption near edge structure (XANES) results. Data processing was performed using the IFEFFIT package.

## 2.2. DFT calculations

Spin-polarized DFT calculations were performed with the projector-augmented-wave (PAW) approach<sup>32,33</sup> and the generalized gradient approximation (GGA) exchange–correlation functional by Perdew, Burke and Ernzerhof (PBE)<sup>34</sup> as implemented in the Vienna Ab Initio Simulation Package (VASP).<sup>32,35</sup> A kinetic energy cutoff for the plane wave basis of 400 eV was employed. The Methfessel–Paxton order I method was used to describe the Fermi-distribution of electronic states in the metallic systems with an artificial electronic temperature of  $k_B T = 0.2$  eV. The total energy was converged better than  $10^{-7}$  eV per atom, and the final force on each atom was less than  $0.03$  eV  $\text{\AA}^{-1}$ . To calculate the descriptors for the  $\text{CO}_2$ -assisted activation of ethane, a 4-layer  $2 \times 2$  surface slab was constructed to describe the (111) surface phases of  $\text{AB}_3$  bimetallic alloys, where the first Brillouin zone was sampled on a  $\Gamma$ -centered  $3 \times 3 \times 1$   $k$ -mesh. Following our previous study,<sup>24</sup> three surface models were considered for bare  $\text{AB}_3(111)$ : the bulk-terminated surface to simulate the stoichiometric structure  $\text{AB}_3(111)$ , the skin A/B(111) or the sandwich B/A/B(111) models to describe the two extreme cases of surface segregation. In addition, the configurations under activation of ethane with  $\text{CO}_2$ , where chemisorbed oxygen (\*O) was likely formed *via*  $\text{CO}_2$  dissociation,<sup>23</sup> were also considered by the saturate adsorption of a layer of \*O on top of the three types of alloy surfaces and formation of oxide–metal interfaces.

To describe the potential energy diagram on the selected bimetallic-derived interfaces,  $\text{InO}_x/\text{Rh}(111)$  and  $\text{InO}_x/\text{Pt}(111)$  were modeled by placing a small  $\text{InO}_x$  cluster on a 4-layer  $5 \times 5$  Rh(111) and Pt(111) surfaces, respectively. The choice of such small cluster was a compromise between the computational

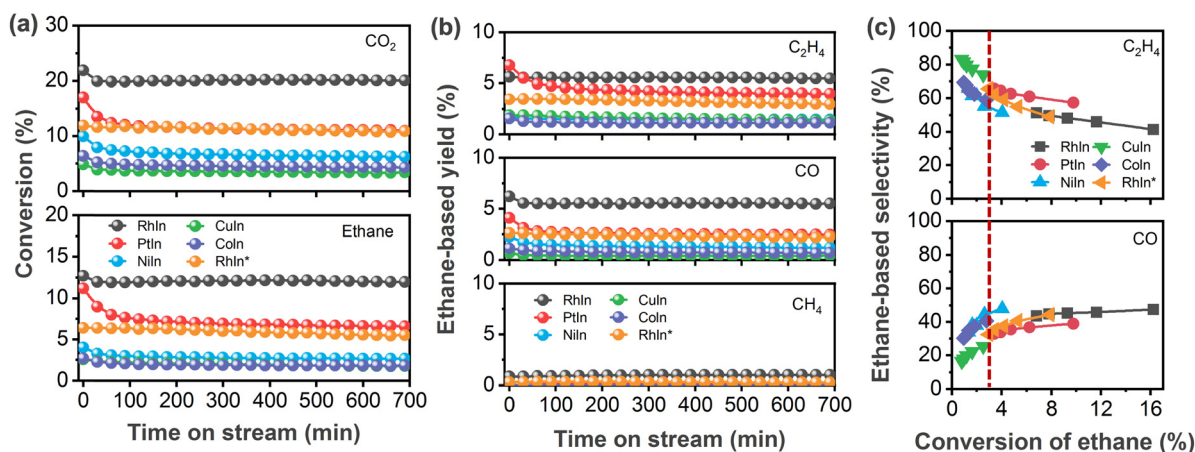
cost and reasonable size to account for the characterized nanoparticles experimentally. The formation energies of the  $\text{InO}_x$  cluster on the metal surfaces were calculated with reference to the corresponding metal surface, metallic In and gaseous oxygen. The variation in formation energy with the increasing ratio of O:In,  $x$ , was calculated for  $\text{InO}_x/\text{Pt}(111)$  or  $\text{InO}_x/\text{Rh}(111)$  and the surface with the lowest formation energy was selected for further catalytic studies.

A 20  $\text{\AA}$  thick vacuum was added along the direction perpendicular to the surface to avoid the interactions between the slabs. During geometry optimization, the bottom two layers were fixed at the bulk positions while the remaining layers were allowed to relax, and dipole corrections were included in the calculations. The formation energies of alloy surfaces and the reactive oxygen binding energies were calculated following the previous study.<sup>24</sup> Wherein, the formation energies of alloy surfaces were calculated referenced to each metal surface. The reactive oxygen binding energies were determined by referring to the most stable alloy surface and gaseous oxygen, accounting for possible phase transitions. The binding energy of an adsorbate is calculated as  $E_b = E_{\text{adsorbate/slab}} - E_{\text{slab}} - E_{\text{adsorbate}}$ , where  $E_{\text{adsorbate/slab}}$ ,  $E_{\text{slab}}$  and  $E_{\text{adsorbate}}$  are the DFT-calculated total energies of slab with the adsorbate, bare slab and the adsorbate species in the gas phase, respectively.

## 3. Results and discussion

### 3.1. Experimental evaluation of activity and selectivity

Several  $\text{CeO}_2$ -supported  $\text{AlIn}_3$  ( $A = \text{Co}, \text{Ni}, \text{Cu}, \text{Rh}, \text{Pd}, \text{Pt}$ ) were synthesized, characterized, and tested for the  $\text{CO}_2$ -assisted activation of  $\text{C}_2\text{H}_6$ . As shown in Fig. 1a, all the In-based catalysts exhibited stable conversion of  $\text{CO}_2$  and  $\text{C}_2\text{H}_6$  after the initial 2 h. Among the catalysts investigated in the current study,  $\text{RhIn}_3/\text{CeO}_2$  showed the highest conversion (20.0%) of  $\text{CO}_2$  at the steady state, followed by  $\text{PtIn}_3/\text{CeO}_2$  (11.0%),  $\text{NiIn}_3/\text{CeO}_2$  (6.3%),



**Fig. 1** Catalytic performance of In-based bimetallic catalysts for the  $\text{CO}_2$ -ethane reaction. (a) Conversion of  $\text{CO}_2$  and ethane as a function of time on stream; (b) ethane-based yield of ethylene, CO and methane along with time on stream; (c) ethane-based selectivity of ethylene and CO at different conversion of ethane. Reaction conditions: (a and b) 100 mg of catalyst, 1 atm, 873 K,  $\text{C}_2\text{H}_6/\text{CO}_2/\text{Ar} = 10/10/20$  ml  $\text{min}^{-1}$ ; (c) 100 mg of catalyst, 1 atm, 873 K,  $\text{C}_2\text{H}_6/\text{CO}_2/\text{Ar} = 5/5/10, 10/10/20, 15/15/30, 20/20/40, 25/25/50$  ml  $\text{min}^{-1}$ . Notes: the catalyst loading for RhIn\* was 40 mg; the ethane-based yield or selectivity of ethylene and CO means that such products were ethane-derived species.



**Table 1** Summary of catalytic performance over different  $M\text{In}_3/\text{CeO}_2$  catalysts for the  $\text{CO}_2$ -ethane reaction at 873 K with comparable ethane conversion

Catalysts	Conversion (%)		Selectivity (%)	
	$\text{C}_2\text{H}_6$		$\text{CH}_4$	$\text{CO}$
$\text{PtIn}_3/\text{CeO}_2^a$	3.4		1.4	33.0
$\text{NiIn}_3/\text{CeO}_2^b$	2.6		0.2	44.5
$\text{CuIn}_3/\text{CeO}_2^c$	2.5		0.6	25.5
$\text{CoIn}_3/\text{CeO}_2^d$	2.8		0.4	40.6
$\text{RhIn}_3/\text{CeO}_2^e$	2.9		1.9	32.5
$\text{PdIn}_3/\text{CeO}_2^g$	3.1		0.0	11.0

Notes: unless denoted, the catalysts were evaluated with the reaction conditions of 1 atm, 100 mg of catalyst, 873 K. <sup>a</sup>  $\text{C}_2\text{H}_6/\text{CO}_2/\text{Ar} = 25/25/50 \text{ ml min}^{-1}$ . <sup>b</sup>  $\text{C}_2\text{H}_6/\text{CO}_2/\text{Ar} = 10/10/20 \text{ ml min}^{-1}$ . <sup>c</sup>  $\text{C}_2\text{H}_6/\text{CO}_2/\text{Ar} = 5/5/10 \text{ ml min}^{-1}$ . <sup>d</sup>  $\text{C}_2\text{H}_6/\text{CO}_2/\text{Ar} = 5/5/10 \text{ ml min}^{-1}$ . <sup>e</sup> 40 mg of catalyst,  $\text{C}_2\text{H}_6/\text{CO}_2/\text{Ar} = 25/25/50 \text{ ml min}^{-1}$ . <sup>f</sup>  $\text{C}_2\text{H}_6/\text{CO}_2/\text{Ar} = 10/10/20 \text{ ml min}^{-1}$ . <sup>g</sup> The data were collected from ref. 24.

$\text{PdIn}_3/\text{CeO}_2$  (4.5%),<sup>24</sup>  $\text{CoIn}_3/\text{CeO}_2$  (4.3%), and  $\text{CuIn}_3/\text{CeO}_2$  (3.4%) in a decreasing sequence. Likewise, the  $\text{C}_2\text{H}_6$  conversion followed a similar trend:  $\text{RhIn}_3/\text{CeO}_2$  (12.0%) >  $\text{PtIn}_3/\text{CeO}_2$  (6.6%) >  $\text{PdIn}_3/\text{CeO}_2$  (3.1%)<sup>24</sup>  $\approx$   $\text{NiIn}_3/\text{CeO}_2$  (2.7%) >  $\text{CoIn}_3/\text{CeO}_2$  (1.8%)  $\approx$   $\text{CuIn}_3/\text{CeO}_2$  (1.8%). Fig. 1b showed that the main products were  $\text{C}_2\text{H}_4$  and  $\text{CO}$  as well as a minor amount of methane ( $\text{CH}_4$ ).  $\text{RhIn}_3/\text{CeO}_2$  (5.5%) and  $\text{PtIn}_3/\text{CeO}_2$  (4.0%) exhibited higher yields of  $\text{C}_2\text{H}_4$  than the previously reported  $\text{PdIn}_3/\text{CeO}_2$  catalyst (2.8%) as well as the other  $M\text{In}_3/\text{CeO}_2$  ( $M = \text{Ni}, \text{Co}$  and  $\text{Cu}$ ) catalysts (1.1–1.4%). The highest and lowest  $\text{CO}$  yields were observed over  $\text{RhIn}_3/\text{CeO}_2$  (5.5%) and  $\text{PdIn}_3/\text{CeO}_2$  (0.3%), respectively. Given the different conversions among different catalysts, for the sake of properly comparing selectivity, the  $\text{C}_2\text{H}_6$  conversion was varied by changing the space velocity at the same reaction temperature (873 K) to obtain comparable values (around 3% conversion, denoted by the dashed line in Fig. 1c). As summarized in Table 1, the  $\text{C}_2\text{H}_4$  selectivity followed the trend of  $\text{PdIn}_3/\text{CeO}_2$  (89.0%) >  $\text{CuIn}_3/\text{CeO}_2$  (73.9%) >  $\text{RhIn}_3/\text{CeO}_2$  (65.6%)  $\approx$   $\text{PtIn}_3/\text{CeO}_2$  (65.6%) >  $\text{CoIn}_3/\text{CeO}_2$  (59.0%) >  $\text{NiIn}_3/\text{CeO}_2$  (55.3%) in a decreasing sequence, while it followed the reverse trend for the  $\text{C}_2\text{H}_6$ -based  $\text{CO}$  selectivity.

### 3.2. Characterization using *in situ* XAFS

Because  $\text{RhIn}_3/\text{CeO}_2$  and  $\text{PtIn}_3/\text{CeO}_2$  showed the highest activity for  $\text{CO}_2$  and  $\text{C}_2\text{H}_6$  conversions, the chemical states of these two catalysts under different conditions were characterized using *in situ* XAFS measurements. According to the Rh K-edge XANES results (Fig. 2a), Rh in the fresh sample retained a chemical state resembling  $\text{Rh}^{3+}$  in  $\text{Rh}_2\text{O}_3$ , which was reduced at 723 K under the hydrogen atmosphere as indicated by the diminished white line and a shift to lower energy. It should be noted that the XANES feature was much different from that of Rh foil, suggesting the formation of Rh–In bonds where the orbitals rehybridized. Meanwhile, the In K-edge XANES features (Fig. 2b) indicated that In was reduced to a state between  $\text{In}^0$  and  $\text{In}^{3+}$ , likely due to the co-presence of  $\text{InO}_x$  oxides and metallic (or  $\text{Rh}_x\text{In}_y$ ) species. Upon exposure to the reaction stream ( $\text{C}_2\text{H}_6$  and  $\text{CO}_2$ ) at 823 K, both the XANES features of Rh and In K-edges remained nearly

unchanged, suggesting the robust feature of the above structures. Likewise, as shown in Fig. 2c and d, after reduction at 723 K the Pt L<sub>3</sub>-edge and In K-edge XANES results of  $\text{PtIn}_3/\text{CeO}_2$  also revealed that a metallic character of Pt, but different from that of Pt foil, while In was in a mixed state with both oxidic and metallic features, again suggesting the co-presence of the  $\text{InO}_x$  and PtIn alloy structures, which remained unchanged in the presence of  $\text{C}_2\text{H}_6$  and  $\text{CO}_2$  at 823 K. Overall, the XANES results indicated the presence of both  $\text{InO}_x$  and RhIn (or PtIn) under reaction conditions, consistent with the corresponding EXAFS results (Fig. S1, S2 and Table S1, ESI†) that revealed the presence of both In–O and In–Rh (or In–Pt) coordination.

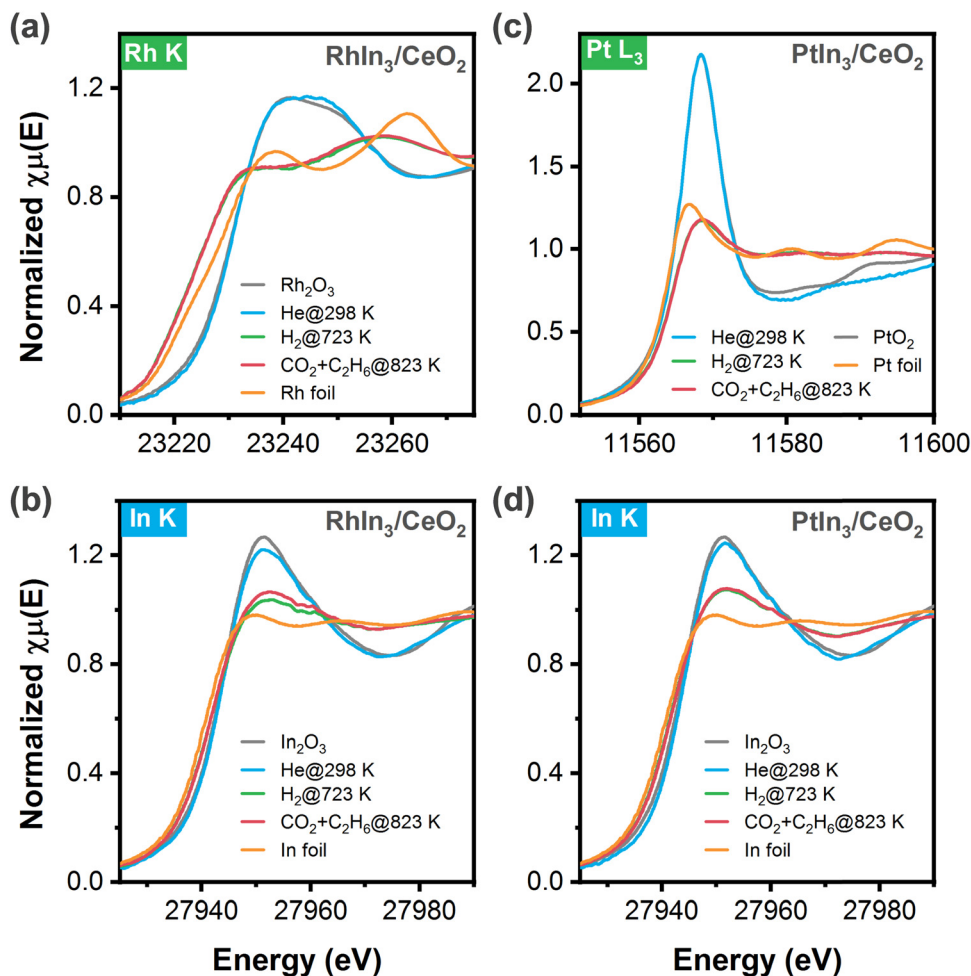
### 3.3. Mechanistic understanding using DFT calculations

DFT calculations were performed on the highly active In-based catalysts observed experimentally (Fig. 1),  $\text{RhIn}_3$  and  $\text{PtIn}_3$ , to gain a mechanistic understanding of the activation of  $\text{C}_2\text{H}_6$  with  $\text{CO}_2$ . Wherein, the  $\text{CeO}_2$  support for the bimetallic catalysts was found experimentally to play similar roles, *i.e.* facilitating the  $\text{CO}_2$  dissociation and providing reactive oxygen species, \*O, during the reaction.<sup>13,16,18,23,24</sup> Thus, as shown previously, it is reasonable to compare the theoretical predictions based on unsupported bimetallic  $\text{AB}_3$  model surfaces with the experimentally measured trends on supported  $\text{AB}_3/\text{CeO}_2$  catalysts.<sup>13,16,18,23,24</sup>

The stable surface structures of  $\text{RhIn}_3$  and  $\text{PtIn}_3$  under reaction condition were firstly determined using DFT calculations (Fig. S3, ESI†). The results showed the preference to the inverse model with  $\text{InO}_x$  oxide supported on the Rh(111) (Fig. S4, ESI†) and Pt(111) (Fig. S5, ESI†) surfaces due to the strong interaction between \*O, likely produced from  $\text{CO}_2$  dissociation, and the surface In atoms, while the subsurface remained as the bimetallic. This is consistent with the *in situ* XAFS results showing the mixture of In in both oxidative and metallic states (Fig. 2 and Fig. S1, S2, ESI†). For the inverse model, a small  $\text{InO}_x$  cluster containing two In atoms was chosen as a compromise of computational cost and reasonable size to depict the  $\text{InO}_x$  nanostructures formed on the metal surface under the reaction conditions. The effect of In : O ratio on the relative cluster stability was evaluated based on the formation energies (Fig. S4 and S5, ESI†). On Rh(111) (Fig. S4, ESI†), the most stable configuration is  $\text{In}_2\text{O}_5/\text{Rh}(111)$  with the additional \*O locating at the interfacial fcc hollow site of Rh(111), rather than that on  $\text{In}_2\text{O}_5$  cluster. In comparison, the interaction of the  $\text{InO}_x$  cluster on Pt(111) (Fig. S5, ESI†) is much weaker and  $\text{In}_2\text{O}_7/\text{Pt}(111)$  is preferred. Yet, the additional \*O still favors the interfacial fcc hollow site of Pt(111).

The DRE (C–C bond scission), and the ODHE (C–H bond scission) reaction pathways were calculated to describe the observed variation in  $\text{C}_2\text{H}_4$  selectivity from the  $\text{CO}_2$ -ethane reaction over the stable surfaces under reaction conditions (Fig. 3). We note here that only the reaction energies for the elementary steps involved were calculated, by assuming a BEP-like correlation between the reaction energy and the corresponding activation barrier according to our previous DFT studies on the activation of light alkanes with  $\text{CO}_2$ .<sup>24,36</sup> On





**Fig. 2** *In situ* XANES spectra of  $\text{RhIn}_3/\text{CeO}_2$  and  $\text{PtIn}_3/\text{CeO}_2$  catalysts as well as reference samples: (a and b) referred to the *in situ* XANES spectra of Rh and In K-edges, respectively, of  $\text{RhIn}_3/\text{CeO}_2$  under different conditions; (c and d) referred to the *in situ* XANES spectra of Pt  $L_3$ -edge and In K-edge, respectively, of  $\text{PtIn}_3/\text{CeO}_2$  under different conditions. Note: standard referential samples (metal foils: Rh, Pt, and In; metal oxides:  $\text{Rh}_2\text{O}_3$ ,  $\text{PtO}_2$ , and  $\text{In}_2\text{O}_3$ ) were also measured for comparison in XANES.

$\text{In}_2\text{O}_5/\text{Rh}(111)$ , with the presence of  $\ast\text{O}$  at the interfacial fcc hollow site of Rh and in a binding energy of  $-1.72$  eV (Fig. 3 and Fig. S6 and Table S2, ESI<sup>†</sup>), the initial dissociative adsorption of  $\text{C}_2\text{H}_6$  to produce  $\ast\text{CH}_3\text{CH}_2$  along the ODHE pathway is slightly more favorable ( $\Delta E = 0.52$  eV) than the formation of  $\ast\text{CH}_3\text{CH}_2\text{O}$  along the DRE pathway ( $\Delta E = 0.76$  eV, Fig. 3). The further dehydrogenation of  $\ast\text{CH}_3\text{CH}_2$  to  $\ast\text{CH}_2\text{CH}_2$  along the ODHE pathway is exothermic ( $\Delta E = -0.39$  eV), and the most endothermic process is the desorption of  $\ast\text{CH}_2\text{CH}_2$  ( $\Delta E = 0.82$  eV), which is likely overcome under the reaction temperature at 823 K. It is noticed that the elementary steps involved in the DRE pathway show a different energy profile from that along the ODHE pathway (Fig. 3). Once  $\ast\text{CH}_3\text{CH}_2\text{O}$  is formed, not only its further dehydrogenations to  $\ast\text{CH}_3\text{CHO}$  ( $\Delta E = 0.31$  eV) and  $\ast\text{CH}_3\text{CO}$  ( $\Delta E = -0.50$  eV), but also the following C-C bond cleavage to produce  $\ast\text{CO}$  ( $\Delta E = -0.26$  eV) are facile (Fig. 3). Overall, the DFT results suggest that, although the initial reaction step on  $\text{In}_2\text{O}_5/\text{Rh}(111)$  favors the ODHE leading to the  $\text{C}_2\text{H}_4$  production, the DRE resulting in syngas production is also feasible due to the facile subsequent steps after the initial formation of  $\ast\text{CH}_3\text{CH}_2\text{O}$ ,

which reasonably agrees with the experimentally measured intermediate  $\text{C}_2\text{H}_4$  selectivity of 65.6%.

Compared to  $\text{In}_2\text{O}_5/\text{Rh}(111)$ , with the lower In:O ratio  $\text{In}_2\text{O}_7/\text{Pt}(111)$  enables the significant bond weakening for  $\ast\text{O}$  located at the interfacial fcc hollow site of Pt(111) (Fig. S7, ESI<sup>†</sup>), going from  $-1.72$  eV to  $-0.86$  eV in binding energy (Table S2, ESI<sup>†</sup>). While the preference to form  $\ast\text{CH}_3\text{CH}_2$  ( $\Delta E = -0.11$  eV) along the ODHE pathway over  $\ast\text{CH}_3\text{CH}_2\text{O}$  ( $\Delta E = 1.04$  eV) along the DRE pathway is greatly increased. In considering the energetics for the initial  $\text{C}_2\text{H}_6$  dissociative adsorption, the preference of ODHE over DRE is more significant ( $-0.11$  eV vs.  $1.04$  eV) for  $\text{In}_2\text{O}_7/\text{Pt}(111)$  than that of  $\text{In}_2\text{O}_5/\text{Rh}(111)$  ( $0.52$  eV vs.  $0.76$  eV), and thus, a higher  $\text{C}_2\text{H}_4$  selectivity on  $\text{In}_2\text{O}_7/\text{Pt}(111)$  should be expected (Fig. 3). However, the  $\ast\text{CH}_2\text{CH}_2$  desorption along the ODHE pathway is more facile on  $\text{In}_2\text{O}_5/\text{Rh}(111)$  than  $\text{In}_2\text{O}_7/\text{Pt}(111)$  ( $0.82$  eV vs.  $1.08$  eV), and therefore a lower  $\text{C}_2\text{H}_4$  selectivity on  $\text{In}_2\text{O}_7/\text{Pt}(111)$  is likely observed. The interplay of the two factors operating in an opposite direction likely contributes to a similar  $\text{C}_2\text{H}_4$  selectivity for the two catalysts as observed experimentally.





selectivity is expected. Some other catalysts likely maintain the bulk-terminated mixed alloy surface during the reaction, *i.e.* Ni<sub>3</sub>Fe, Ni<sub>3</sub>Ga, Ni<sub>3</sub>Sn, Cu<sub>3</sub>Co and Cu<sub>3</sub>Zn, and are featured with either relatively high oxygen binding energy or high surface formation energy in the green region, which should possess a moderate C<sub>2</sub>H<sub>4</sub> selectivity and can be potential catalysts for the tandem reactions, *e.g.*, hydroformylation<sup>17,37</sup> and aromatization.<sup>38–40</sup> The remaining bimetallic systems are located in the blue region. Due to both high oxygen binding energy and high alloy surface formation energy, these systems likely segregate, favoring the DRE pathway and thus a low C<sub>2</sub>H<sub>4</sub> selectivity.

The descriptor-based scaling (Fig. 4) not only allows the effective prediction of C<sub>2</sub>H<sub>4</sub> selectivity during C<sub>2</sub>H<sub>6</sub> activation with CO<sub>2</sub> over a large range of bimetallic catalysts, but also provides a database to gain general mechanistic understanding and thus extraction of design principle, which requires the well-dispersion in C<sub>2</sub>H<sub>4</sub> selectivity values for potential data mining. Indeed, a group of In or Pd-based bimetallic catalysts was selected from the systems with the predicted C<sub>2</sub>H<sub>4</sub> selectivity using DFT-calculated descriptors, making sure the diversity and dispersion over a large range of selectivity. As a result, the difference in binding energy of initial reaction intermediates, \*CH<sub>3</sub>CH<sub>2</sub>O for the DRE pathway and \*CH<sub>3</sub>CH<sub>2</sub> for the ODHE pathway, was found to scale well with the C<sub>2</sub>H<sub>4</sub> selectivity during C<sub>2</sub>H<sub>6</sub> activation with CO<sub>2</sub>. Specifically, a relationship between the binding difference and the C<sub>2</sub>H<sub>4</sub> selectivity was observed (Fig. 5), which remained valid by including more systems with reported C<sub>2</sub>H<sub>4</sub> selectivity previously, *i.e.*, Fe<sub>3</sub>O<sub>7</sub>/Ni(111) (Fig. S8, ESI†) as a model to describe NiFe<sub>3</sub><sup>16</sup> and Fe<sub>3</sub>O<sub>6</sub>/Pd(111) (Fig. S9, ESI†) to describe PdFe<sub>3</sub>.<sup>23</sup> With the binding difference decreasing *via* weakening \*CH<sub>3</sub>CH<sub>2</sub>O and/or strengthening \*CH<sub>3</sub>CH<sub>2</sub> interaction with the surfaces, the ODHE pathway becomes more favorable over the DRE pathway, and thus the C<sub>2</sub>H<sub>4</sub> selectivity increases in a sequence: Ni<sub>3</sub>In < Pd<sub>3</sub>Co < PdIn<sub>3</sub> or In<sub>2</sub>O<sub>5</sub>/Pd(111) < PdGa<sub>3</sub> or Ga<sub>2</sub>O<sub>5</sub>/Pd(111) (the solid line region in Fig. 5). PdGa<sub>3</sub> before the reaction or Ga<sub>2</sub>O<sub>5</sub>/Pd(111) under the reaction is able to balance the binding difference well at the metal–oxide interface (Fig. S10, ESI†), which shows the highest C<sub>2</sub>H<sub>4</sub> selectivity among the catalysts investigated. On the other hand, if the strengthening in \*CH<sub>3</sub>CH<sub>2</sub> binding is too strong, it can lower the C<sub>2</sub>H<sub>4</sub> selectivity. For example, in the case of In<sub>2</sub>O<sub>7</sub>/Pt(111), the highly stabilized \*CH<sub>3</sub>CH<sub>2</sub> and \*CH<sub>2</sub>CH<sub>2</sub> hinder the desorption of the product and reduce the C<sub>2</sub>H<sub>4</sub> selectivity. However, in order to determine whether a volcano-type relationship exists, more bimetallic-derived catalysts need to be studied, especially those with binding energy difference of \*CH<sub>3</sub>CH<sub>2</sub>O and \*CH<sub>3</sub>CH<sub>2</sub> between that of Ga<sub>2</sub>O<sub>5</sub>/Pd and In<sub>2</sub>O<sub>7</sub>/Pt (the dashed line region in Fig. 5). In addition, depending on the nature of active sites the key intermediates responsible for the C<sub>2</sub>H<sub>4</sub> selectivity may not necessarily be \*CH<sub>3</sub>CH<sub>2</sub>O and \*CH<sub>3</sub>CH<sub>2</sub>, which seem to scale well with the C<sub>2</sub>H<sub>4</sub> selectivity for the bimetallic systems studied in Fig. 5. Further studies of a wide range of bimetallic catalysts should be carried out for verification.

In general, for bimetallic alloys that maintain the bulk-terminated alloy surface during the activation of C<sub>2</sub>H<sub>6</sub> with

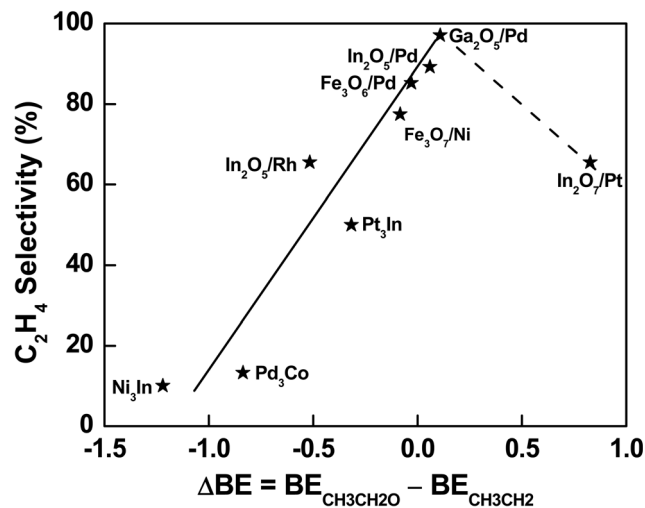


Fig. 5 Correlation between C<sub>2</sub>H<sub>4</sub> selectivity and binding energy difference of \*CH<sub>3</sub>CH<sub>2</sub>O and \*CH<sub>3</sub>CH<sub>2</sub>, which is the initial intermediate for DRE or C–C bond scission and ODHE or C–H bond scission, respectively. The labels correspond to the most stable structures according to DFT calculations. Note: the selectivity associated with different structures in Fig. 5 was predicted from the descriptor-based contour plot in Fig. 4, which was established based on experimentally measured selectivity reported in Table 1 and our previous studies under similar conditions.<sup>16,23,24</sup>

CO<sub>2</sub>, a low C<sub>2</sub>H<sub>4</sub> selectivity is expected. While for those that prefer the phase transformation to metal/oxide interfaces, a higher C<sub>2</sub>H<sub>4</sub> selectivity is likely achieved (Fig. 5). The preferential formation of oxide/metal interfaces weakens the binding of \*O at the interface where the metal sites are partially oxidized upon interaction with oxides. It also leads to a destabilization for the adsorbed oxygenate (\*C<sub>2</sub>H<sub>x</sub>O) species and thus the hindered DRE pathway leading to syngas production. While the presence of \*O at the interface enhances the binding of hydrocarbon (\*C<sub>2</sub>H<sub>x</sub>) intermediates *via* the formation of hydrogen bonds (Fig. 3), giving rise to the C<sub>2</sub>H<sub>4</sub> selectivity by facilitating the ODHE pathway. To achieve a high C<sub>2</sub>H<sub>4</sub> selectivity, bimetallic-derived catalysts offer opportunities to tune the reaction pathways. With an appropriate bimetallic combination, the catalyst can bind \*O strongly enough to overcome the formation energy of alloy and transform the metallic surface to oxide/metal interfaces under reaction conditions, enabling the selective tuning of \*C<sub>2</sub>H<sub>x</sub> binding more strongly than \*C<sub>2</sub>H<sub>x</sub>O, but still moderate enough to allow facile desorption of C<sub>2</sub>H<sub>4</sub> from the bimetallic-derived surfaces.

## 4. Conclusions

The selective CO<sub>2</sub>-assisted activation of ethane was investigated on a series of In-based bimetallic-derived catalysts by combining experimental synthesis, catalytic test, *in situ* characterization and DFT calculations. The mechanistic study on In-based catalysts provided insights into the origin of the observed C<sub>2</sub>H<sub>4</sub> selectivity. A scaling relationship was established based on the results for In-based bimetallic catalysts from the current work and others from previous studies, being able to well predict the





C<sub>2</sub>H<sub>4</sub> selectivity based on the descriptors (DFT-calculated formation energies of alloy surfaces and the reactive oxygen binding energies) for a wide range of bimetallic systems. Furthermore, our study also opens the opportunity to extract the design principles of bimetallic catalysts for the activation of ethane with CO<sub>2</sub>, indicating that the selectivity of bimetallic-derived catalysts between the ODHE and DRE pathways or C<sub>2</sub>H<sub>4</sub> and syngas production can be tuned by the relative binding strength of the initial reaction intermediates. Bimetallic-derived catalysts with high C<sub>2</sub>H<sub>4</sub> selectivity should bind oxygen strongly to enable the formation of oxide/metal interfaces under reaction conditions, which favor ODHE rather than DRE by binding the \*C<sub>2</sub>H<sub>x</sub> species more strongly than \*C<sub>2</sub>H<sub>x</sub>O, but moderately to allow facile removal of \*C<sub>2</sub>H<sub>4</sub>.

## Conflicts of interest

The authors declare no competing financial interest.

## Acknowledgements

This work was financially supported by the Division of Chemical Sciences, Geosciences, & Biosciences, Office of Basic Energy Sciences and carried out at Brookhaven National Laboratory (BNL), operated under contract DE-SC0012704 with the US Department of Energy. The DFT calculations were performed using computational resources at the Center for Functional Nanomaterials, a user facility at BNL supported by the U.S. DOE under Contract No. DE-SC0012704, and at the National Energy Research Scientific Computing Center (NERSC), a U.S. DOE Office of Science User Facility located at Lawrence Berkeley National Laboratory (LBNL), supported by the Office of Science of the U.S. DOE under Contract No. DE-AC02-05CH11231. This work used resources at the 7-BM (QAS) beamline of the National Synchrotron Light Source-II at BNL and was supported in part by the Synchrotron Catalysis Consortium under U.S. Department of Energy, Office of Basis Energy Sciences (Grant No. DE-SC0012704 and DE-SC0012653). Authors also thank Dr Erwei Huang for help with formatting.

## References

- J. Rogelj, P. M. Forster, E. Kriegler, C. J. Smith and R. Séférian, *Nature*, 2019, **571**, 335–342.
- X. Zhang, S. Han, B. Zhu, G. Zhang, X. Li, Y. Gao, Z. Wu, B. Yang, Y. Liu, W. Baaziz, O. Ersen, M. Gu, J. T. Miller and W. Liu, *Nat. Catal.*, 2020, **3**, 411–417.
- Y. Nian, Y. Wang, A. N. Biswas, X. Chen, Y. Han and J. G. Chen, *Chem. Eng. J.*, 2021, **426**, 130781.
- Q. Chang, J. H. Lee, Y. Liu, Z. Xie, S. Hwang, N. S. Marinkovic, A.-H. A. Park, S. Kattel and J. G. Chen, *JACS Au*, 2022, **2**, 214–222.
- X. Wang, P. J. Ramírez, W. Liao, J. A. Rodriguez and P. Liu, *J. Am. Chem. Soc.*, 2021, **143**, 13103–13112.
- J. V. Kildgaard, H. A. Hansen and T. Vegge, *J. Phys. Chem. C*, 2021, **125**, 14221–14227.
- E. Gomez, B. Yan, S. Kattel and J. G. Chen, *Nat. Rev. Chem.*, 2019, **3**, 638–649.
- Z. Xie, E. Gomez and J. G. Chen, *AIChE J.*, 2021, **67**, e17249.
- A. N. Biswas, Z. Xie and J. G. Chen, *Joule*, 2022, **6**, 269–273.
- Z. Xie, E. Gomez and J. G. Chen, *AIChE J.*, 2021, **67**, e17249.
- A. V. Milkov, S. Schwietzke, G. Allen, O. A. Sherwood and G. Etiope, *Sci. Rep.*, 2020, **10**, 4199.
- J. H. Sinfelt, *Sci. Am.*, 1985, **253**, 90–101.
- M. Myint, B. Yan, J. Wan, S. Zhao and J. G. Chen, *J. Catal.*, 2016, **343**, 168–177.
- Y. Zhou, J. Lin, L. Li, M. Tian, X. Li, X. Pan, Y. Chen and X. Wang, *J. Catal.*, 2019, **377**, 438–448.
- Y. Zhou, F. Wei, J. Lin, L. Li, X. Li, H. Qi, X. Pan, X. Liu, C. Huang, S. Lin and X. Wang, *ACS Catal.*, 2020, **10**, 7619–7629.
- B. Yan, S. Yao, S. Kattel, Q. Wu, Z. Xie, E. Gomez, P. Liu, D. Su and J. G. Chen, *Proc. Natl. Acad. Sci. U. S. A.*, 2018, **115**, 8278–8283.
- Z. Xie, Y. Xu, M. Xie, X. Chen, J. H. Lee, E. Stavitski, S. Kattel and J. G. Chen, *Nat. Commun.*, 2020, **11**, 1887.
- B. Yan, X. Yang, S. Yao, J. Wan, M. Myint, E. Gomez, Z. Xie, S. Kattel, W. Xu and J. G. Chen, *ACS Catal.*, 2016, **6**, 7283–7292.
- Z. Xie, B. Yan, J. H. Lee, Q. Wu, X. Li, B. Zhao, D. Su, L. Zhang and J. G. Chen, *Appl. Catal., B*, 2019, **245**, 376–388.
- N. J. Escorcia, N. J. LiBretto, J. T. Miller and C. W. Li, *ACS Catal.*, 2020, **10**, 9813–9823.
- M. Numan, E. Eom, A. Li, M. Mazur, H. W. Cha, H. C. Ham, C. Jo and S.-E. Park, *ACS Catal.*, 2021, **11**, 9221–9232.
- T. Ma, S. Wang, M. Chen, R. V. Maligal-Ganesh, L.-L. Wang, D. D. Johnson, M. J. Kramer, W. Huang and L. Zhou, *Chem*, 2019, **5**, 1235–1247.
- Z. Xie, D. Tian, M. Xie, S.-Z. Yang, Y. Xu, N. Rui, J. H. Lee, S. D. Senanayake, K. Li, H. Wang, S. Kattel and J. G. Chen, *Chem*, 2020, **6**, 2703–2716.
- Z. Xie, X. Wang, X. Chen, P. Liu and J. G. Chen, *J. Am. Chem. Soc.*, 2022, **144**, 4186–4195.
- Z. Wei, J. Sun, Y. Li, A. K. Datye and Y. Wang, *Chem. Soc. Rev.*, 2012, **41**, 7994–8008.
- E. Gomez, S. Kattel, B. Yan, S. Yao, P. Liu and J. G. Chen, *Nat. Commun.*, 2018, **9**, 1398.
- N. Artrith, Z. Lin and J. G. Chen, *ACS Catal.*, 2020, **10**, 9438–9444.
- M. Chen, J. Xu, Y.-M. Liu, Y. Cao, H.-Y. He and J.-H. Zhuang, *Appl. Catal., A*, 2010, **377**, 35–41.
- M. Chen, J. Xu, Y. Cao, H.-Y. He, K.-N. Fan and J.-H. Zhuang, *J. Catal.*, 2010, **272**, 101–108.
- M. Chen, J.-L. Wu, Y.-M. Liu, Y. Cao, L. Guo, H.-Y. He and K.-N. Fan, *Appl. Catal., A*, 2011, **407**, 20–28.
- J. Ye, C. Liu and Q. Ge, *J. Phys. Chem. C*, 2012, **116**, 7817–7825.
- G. Kresse and D. Joubert, *Phys. Rev. B: Condens. Matter Mater. Phys.*, 1999, **59**, 1758–1775.
- P. E. Blöchl, *Phys. Rev. B: Condens. Matter Mater. Phys.*, 1994, **50**, 17953–17979.



- 34 J. P. Perdew, K. Burke and M. Ernzerhof, *Phys. Rev. Lett.*, 1996, **77**, 3865–3868.
- 35 G. Kresse and J. Furthmüller, *Comput. Mater. Sci.*, 1996, **6**, 15–50.
- 36 Z. Xie, H. Guo, E. Huang, Z. Mao, X. Chen, P. Liu and J. G. Chen, *ACS Catal.*, 2022, **12**, 8279–8290.
- 37 Z. Mao, Z. Xie and J. G. Chen, *ACS Catal.*, 2021, **11**, 14575–14585.
- 38 E. Gomez, X. Nie, J. H. Lee, Z. Xie and J. G. Chen, *J. Am. Chem. Soc.*, 2019, **141**, 17771–17782.
- 39 C. Tu, H. Fan, D. Wang, N. Rui, Y. Du, S. D. Senanayake, Z. Xie, X. Nie and J. G. Chen, *Appl. Catal., B*, 2022, **304**, 120956.
- 40 Z. Xie, E. Gomez, D. Wang, J. Hoon Lee, T. Wang and J. G. Chen, *J. Energy Chem.*, 2022, **66**, 210–217.

