



Cite this: *Green Chem.*, 2021, **23**, 249

CO₂ hydrogenation over heterogeneous catalysts at atmospheric pressure: from electronic properties to product selectivity

Yaning Wang,^a Lea R. Winter,^b Jingguang G. Chen^{*b} and Binhang Yan^{*a}

The production of chemicals and fuels *via* chemical reduction of CO₂ by green H₂ represents a promising means of mitigating CO₂ emissions. The heterogeneous catalytic reaction of CO₂ and H₂ under atmospheric pressure primarily produces CO and CH₄, while CH₃OH and C₂₊ hydrocarbons are obtained at high pressure. Improving the catalytic selectivity improves the energy efficiency for a given yield and greatly reduces the downstream separation costs. In this work, we review the recent progress in tuning the selectivity of CO₂ hydrogenation over heterogeneous catalysts at atmospheric pressure. We describe fundamental insights into the relationships among the electronic properties of active metals, the binding strengths of key intermediates, and the CO₂ hydrogenation selectivity. The manipulation of the electronic properties, and consequently the product selectivity, can be achieved mainly by controlling the particle size, bimetallic effects, and strong metal–support interactions. Finally, we discuss challenges and opportunities for the rational design of CO₂ hydrogenation catalysts with high activity and desired selectivity.

Received 17th October 2020,
Accepted 24th November 2020

DOI: 10.1039/d0gc03506h

rsc.li/greenchem

1. Introduction

In recent decades, global warming has become an increasingly serious problem that affects human survival and development. Rising temperatures have led to many global environmental crises such as the melting of glaciers,¹ worsening wildfires,² and extreme weather.³ There is considerable evidence that the excessive emission of infrared-trapping gases such as carbon dioxide to the atmosphere is indeed the primary culprit for global warming.^{4,5} The CO₂ emissions are mainly contributed by the burning of fossil fuels, and since CO₂ remains in the atmosphere for hundreds of years, the concentration of atmospheric CO₂ is increasing steadily.^{6,7} Thus, significant efforts are required to mitigate atmospheric CO₂ emissions.

Among the strategies for decreasing the concentration of atmospheric CO₂, the most common methods are CO₂ capture, storage, and chemical utilization. Compared with sequestration, transforming CO₂ into commodity chemicals, especially with CO₂-free H₂,⁸ not only consumes CO₂ but also reduces the use of fossil-derived raw materials. The research of Tackett *et al.*⁸ revealed that a process powered by electricity emitting less than 0.2 kg of CO₂ per kW per h would achieve a net reduction in CO₂, although the high price of renewable energy

limits the large-scale application of the CO₂ hydrogenation processes at present. Zhang *et al.*⁹ have demonstrated that the economic profit can be gained when a suitable carbon tax is implemented and the cost of renewable energy is greatly decreased in the future. Generally, a net CO₂ reduction *via* the hydrogenation processes can be achieved with the availability of low-carbon or carbon-free energy. Nowadays, thermochemical and electrochemical reductions of CO₂ represent the two main pathways of CO₂ conversion; this perspective article focuses on thermochemical methods. Although the thermal reduction of CO₂ is promising, the efficient activation of the thermodynamically stable C=O bond in CO₂ (bond energy = 806 kJ mol⁻¹) poses a major challenge. The development of highly efficient catalysts is crucial to reduce the activation barrier and hence the energy required for converting CO₂ into commodity chemicals.

Under atmospheric pressure, the products of CO₂ thermocatalytic reduction with H₂ are CO and CH₄, through the reverse water–gas shift (RWGS) reaction and methanation (also known as the Sabatier reaction), respectively:



Conversion of CO₂ to either product with high selectivity is desired according to specific application requirements. CO can be further converted to valuable chemicals and fuels through well-developed synthesis gas conversion technologies, such as

^aDepartment of Chemical Engineering, Tsinghua University, Beijing 100084, China. E-mail: binhangyan@tsinghua.edu.cn; Tel: +(86) 010-62797920

^bDepartment of Chemical Engineering, Columbia University, New York, NY 10027, USA. E-mail: jgchen@columbia.edu; Tel: +(212) 854-6166

Fischer–Tropsch (FT) synthesis and methanol synthesis. The methanation reaction is widely explored as one of the potential Power-to-Gas (PtG) technologies to foster interaction of gas and electric grids, enabling the methane production (from anthropogenic captured CO₂ and renewable generated hydrogen) to be injected into the gas grid or locally used (industrial process, heating system, vehicles).

Other hydrogenation products such as methanol and C₂₊ hydrocarbons are obtained under high pressure with low yields. There are many similarities between the atmospheric-pressure and high-pressure reactions in the reaction mechanism and catalyst design, although this perspective article mainly discusses the atmospheric-pressure reactions. Most research was aimed at increasing catalytic activity to boost production. However, the demand for selective heterogeneous catalysis has become more apparent in CO₂ hydrogenation. It is of paramount importance that a molecular-level understanding of the factors that control the selectivity of a catalytic reaction from the phenomenological or “trial and error” mode into the rational design of catalysts.¹⁰ The activity and selectivity of CO₂ hydrogenation have been demonstrated to be very sensitive to the catalyst structure.¹¹ Therefore, understanding catalyst structure is paramount to the rational design of heterogeneous catalysts for selective CO₂ hydrogenation.

Several articles have reviewed the progress in experimental and theoretical studies of CO₂ hydrogenation. Porosoff *et al.*¹² discussed the challenges and opportunities for CO₂ hydrogenation into CO, methanol, and hydrocarbons. Aziz *et al.*¹³ summarized the progress in the development of various catalysts for CO₂ methanation. Daza *et al.*¹⁴ compared RWGS catalysts and the corresponding reaction mechanisms. Chen *et al.*¹⁵

reviewed single-atom catalysts and their extraordinary performance during RWGS. In addition to these reviews of experimental findings, Li *et al.*¹⁶ provided a theoretical overview of CO₂ hydrogenation. Several other reviews focus on recent advances in a single CO₂ hydrogenation pathway, *i.e.*, CO₂ methanation,^{17–21} reverse water gas shift,^{22,23} or CO₂ to methanol.^{24–27} In contrast, this perspective article aims to provide insight into recent developments in the competing atmospheric-pressure pathways of CO₂ methanation and RWGS. We focus on providing guidance for fine-tuning the electronic properties of active metals in order to enable the design catalysts with high selectivity and activity for CO₂ hydrogenation. Accordingly, the basic principles underlying the design and development of nanostructured catalysts also are discussed.

According to the Sabatier principle, the most active catalysts should bind adsorbates with a moderate strength: catalysts showing weak adsorbate binding energy are insufficient for activating reactants, but strong binding energy prevents product desorption. Research on reaction mechanisms has improved the development of a rationale for optimizing catalyst composition. Kattel *et al.*²⁸ proposed a reaction mechanism based on density functional theory (DFT) calculations (Fig. 1), suggesting that the key intermediate of CO₂ hydrogenation *via* the RWGS + CO-hydrogenation pathway or the direct C–O bond cleavage pathway is adsorbed CO. This mechanism has been verified through *in situ* characterization. For example, Heine *et al.*²⁹ used ambient-pressure X-ray photoelectron spectroscopy (AP-XPS) to demonstrate that the methanation reaction over Ni(111) proceeded *via* dissociation of CO₂, followed by reduction of CO to atomic carbon and its sub-

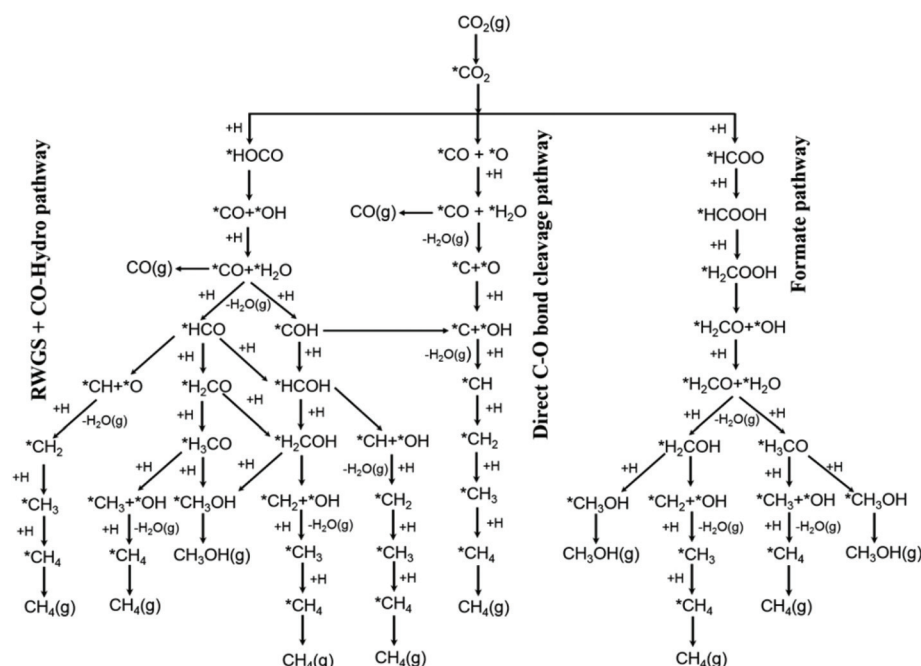


Fig. 1 Possible reaction pathways of CO₂ hydrogenation to CO, CH₃OH, and CH₄. *(X) indicates adsorbed species. Reproduced from ref. 28.

sequent hydrogenation to methane. Zhao *et al.*³⁰ unraveled the surface reaction mechanism of CO₂ hydrogenation on Ru/Al₂O₃ *via in situ* control of the individual formation and hydrogenation steps for each adsorbed species, using operando diffuse reflectance infrared Fourier transform spectroscopy (DRIFTS) combined with iterative Gaussian fitting. According to their research, CO₂ → *HCO³⁻ on the metal-support interface → *CO on the metal surface → CH₄ is the dominant reaction step. Martin *et al.*³¹ observed the linearly-adsorbed CO species on reduced Rh (Rh-CO_{lin}) as the active intermediate in CO₂ methanation over Rh/Al₂O₃. According to their results, the rate-determining step for CO₂ reduction and RWGS was the conversion of *HCOO, whereas that for CH₄ formation was the hydrogenation of *CO. As shown in Fig. 1, adsorbed CO serves as the key intermediate of the CO₂ hydrogenation pathways that lead to either CO or CH₄ as the final products.

In this perspective article, we focus on CO₂ hydrogenation pathways for which adsorbed CO leads to selective CO or CH₄ production. The key factor that determines the reaction pathway is the activation energy difference between CO desorption and further reaction of adsorbed CO. The adsorption strength of CO is determined by the electronic structure of the catalyst and in particular that of the active metals.^{32,33} Thus, understanding and controlling the intrinsic electronic properties of the active metal is crucial to the design of catalysts with high selectivity. The electronic properties of the active metal can be tuned through the electron transfer resulting from the formation of bimetallic bonds and interactions with catalyst supports. In this work, we review recent progress in CO₂ hydrogenation at atmospheric pressure and discuss the relationship between CO binding energy and the catalytic selectivity. We summarize the effects of intrinsic electronic properties, particle sizes, bimetallic formation, supports, and other related factors on CO₂ hydrogenation selectivity. Finally, challenges and opportunities for achieving the rational design of CO₂ hydrogenation catalysts with high activity and selectivity will be discussed.

2. Intrinsic electronic properties of metal catalysts

The catalytic performance of supported catalysts is closely related to the adsorption strength and orientation of reactants, intermediates, and products, which are mainly determined by

the intrinsic electronic properties of the active metal. For example, Mutschler *et al.*³⁴ examined a series of pristine transition metals for CO₂ hydrogenation and found that Co exhibited high activity and selectivity toward methane. Garbarino *et al.*³⁵ have investigated the CO₂ hydrogenation performance of unsupported Co and Ni nanoparticles. According to their research, unsupported metallic cobalt nanoparticles showed significant activity in CO₂ methanation but deactivated upon time on stream due to fast sintering and the formation of encapsulating carbon. Unsupported Ni nanoparticles exhibited weak activity in either the RWGS reaction or the methanation reaction.^{36,37} In the research of Kim *et al.*,³⁸ unsupported Fe-oxide NPs (10 to 20 nm) were tested at 873 K, showing 85% CO selectivity and medium CO₂ conversion (~30%). According to the research of Bersani *et al.*,³⁹ copper nanoparticles yielded mixtures of CO and CH₄ in the temperature range of 250 °C to 500 °C. As for precious metals, Panagiotopoulou⁴⁰ revealed that the activity for CO₂ conversion over TiO₂-supported metal catalysts followed the order of Pd < Pt < Ru < Rh, where the Ru- and Rh-based catalysts favored methanation and the Pt- and Pd-based catalysts mainly produced CO. In general, the main product of atmospheric-pressure CO₂ hydrogenation over Rh,^{31,41} Ru,^{34,42-44} Co- and Ni-based⁴⁵⁻⁴⁸ catalysts is methane, while the Pd,⁴⁹ Fe,⁵⁰⁻⁵² Pt,⁵³⁻⁵⁵ and Cu-based catalysts favor the RWGS reaction, as shown in Fig. 2.

A summary of the catalytic performance of several monometallic catalysts is shown in Table 1, revealing that different transition metals exhibit widely different selectivity for CO₂ hydrogenation. The electronic properties of metal catalysts, which affect the CO binding energy and the reaction selectivity, can be modified by various means in order to promote desired reaction pathways and inhibit side reactions. The methods for tuning the intrinsic catalyst performance are detailed in the following sections.

3. Particle size effect

As shown in Table 1, intrinsic catalytic performance depends on the particle size of the active metal, which correlates with metal loading (it is common for the particles to grow up with the increasing of loading). When the particles decrease to sub-nm size or even to the scale of single atoms, the methanation reaction is inhibited.⁵⁹

In recent years, single-atom and sub-nm catalysts have been studied intensively because of their unique chemical pro-

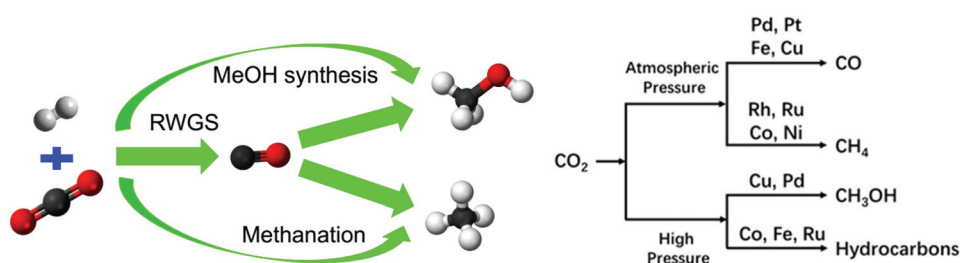


Fig. 2 Schematic showing possible products and potential catalysts for CO₂ hydrogenation.

Table 1 Summary of reaction conditions, CO₂ conversion, and selectivity for CO₂ reduction by H₂ on transition metal catalysts

Catalysts	Loading (wt%)	H ₂ : CO ₂ ratio	Temperature (K)	Conversion (%)	CO Selectivity (%)	CH ₄ Selectivity (%)
Ru/SiO ₂ ⁵⁶	5	9 : 1	473	3.2	0.6	99.4
Ru/Al ₂ O ₃ ³⁴	0.5	4 : 1	653	74.7	1.2	98.8
Ru/TiO ₂ ⁴²	0.5	4 : 1	623	~21	14	86
Ru/CeO ₂ ⁴³	1.8	4 : 1	573	~83	0	100
Ru/MSN ⁵⁷	5	4 : 1	623	95.7	0	100
Rh/SiO ₂ ³¹	3	5 : 1	723	~39	~22	~78
Rh/Al ₂ O ₃ ⁴¹	0.2	4 : 1	473	~98	~0	~100
Rh/TiO ₂ ⁴⁰	0.5	4 : 1	623	~75	0	100
Rh/CeO ₂ ⁴⁹	3	5 : 1	623	~46	0	100
Rh/MSN ⁵⁷	5	4 : 1	623	99.5	0	100
Ni ³⁴	—	4 : 1	793	54.7	20.1	79.9
Ni/SiO ₂ ⁴⁷	6.2	4 : 1	723	36.8	18.2	81.8
Ni/SiO ₂ ⁴⁵	5	4 : 1	623	27.6	11.6	85.5
Ni/SiO ₂ ⁴⁶	10	4 : 1	573	42.4	3.4	96.6
Ni/SiO ₂ ⁴⁹	3	5 : 1	723	~45	~54	~46
Ni/SiO ₂ ⁵⁶	8.2	9 : 1	473	1	0.2	99.8
Ni/Al ₂ O ₃ ⁴⁹	3	5 : 1	723	~5	~60	~40
Ni/Al ₂ O ₃ ⁵⁶	8.2	9 : 1	473	2.6	0.6	99.4
Ni/TiO ₂ ⁴⁸	10	4 : 1	623	~42	~24	~76
Ni/MSN ⁵⁷	5	4 : 1	623	85.4	0.1	99.9
Ni/CeO ₂ ⁴⁹	3	5 : 1	623	~44	~0	~100
Pt/SiO ₂ ⁵⁴	1.7	2 : 1	623	9.0	98.4	1.6
Pt/Al ₂ O ₃ ⁵⁵	1.0	7 : 10	673	18	~100	~0
Pt/TiO ₂ ⁵⁴	1.7	2 : 1	623	10.2	~100	~0
Pt/CeO ₂ ⁵³	1	1 : 1	673	~16	~100	~0
Pd/SiO ₂ ⁴⁹	3	5 : 1	723	~13	~40	~60
Pd/Al ₂ O ₃ ⁴⁹	3	5 : 1	723	~25	~50	~50
Pd/TiO ₂ ⁴⁰	0.5	4 : 1	623	~7	100	0
Pd/CeO ₂ ⁴⁹	3	5 : 1	723	~51	~87	~13
Fe ³⁴	—	4 : 1	813	26.7	84.1	15.9
Fe/MSN ⁵⁷	5	4 : 1	623	4	8	92
Cu/TiO ₂ ⁵⁸	5	3 : 1	493	0.5	83.6	16.4
Cu/ZrO ₂ ⁵⁸	5	3 : 1	493	0.5	80.2	19.8
Cu/MSN ¹³	5	4 : 1	623	3.3	21	79

properties and extraordinary catalytic behavior.⁶⁰ Many studies have revealed that metals that produce a mixture of methane and CO as nanoparticles show suppression of methane generation as single-atoms.^{61,62} The catalytic performance of single-atom catalysts and metal nanoparticles are listed in Table 2. Compared to metal particles, single-atom catalysts not only utilize the atom more efficiently but also benefit for CO selectivity in RWGS.¹¹

The underlying properties of single-atom catalysts that give rise to these unique characteristics have been widely studied.^{63,64} It is generally accepted that the electron density of single-atom catalysts is changed due to the low-coordination environment and strong metal-support interaction. Single-atom catalysts are positively charged (usually noted as M^{δ+}), leading to a weaker interaction with CO. Kwak *et al.*^{65,66} prepared atomically-dispersed Pd/Al₂O₃ and Ru/Al₂O₃ catalysts to investigate

Table 2 Summary of reaction conditions, CO₂ conversion, and selectivity on supported transition metal catalysts with different particle sizes

Catalysts	Loading (%)	Particle size (nm)	H ₂ : CO ₂ ratio	Temperature (K)	Conversion (%)	CO Selectivity (%)	CH ₄ Selectivity (%)
Pd/Al ₂ O ₃ ⁶⁶	10	~2	3 : 1	673	~40	~10	~90
Pd/Al ₂ O ₃ ⁶⁶	0.5	SA	3 : 1	673	~20	~62	~38
Ru/Al ₂ O ₃ ⁶⁵	2	2	3 : 1	573	—	~12	~88
Ru/Al ₂ O ₃ ⁶⁵	0.5	SA	3 : 1	573	—	~84	~16
Ru/TiO ₂ ⁷⁹	10	~2.5	4 : 1	473	<5	<2	>98
Ru/TiO ₂ ⁷⁹	0.5	SA	4 : 1	473	<5	35	65
Ir/CeO ₂ ⁶⁹	15	~2.5	4 : 1	573	6.9	44	56
Ir/CeO ₂ ⁶⁹	5	<1	4 : 1	573	6.8	>99	<1
Ir/TiO ₂ ¹⁵	5	~2	1 : 1	623	~2.1	21.8	78.2
Ir/TiO ₂ ¹⁵	0.1	SA	1 : 1	623	~2.1	~100	~0
Pt/CeO ₂ ⁷⁰	2	~1.5	12.5 : 1	723	—	0	100
Pt/CeO ₂ ⁷⁰	0.5	SA	12.5 : 1	723	—	100	0
Ni/CeO ₂ ⁵⁰	1.5	0.9	3 : 1	623	26.8	21.6	78.4
Ni/CeO ₂ ⁵⁰	0.5	0.6	3 : 1	623	23.1	40.6	59.4
Ni/SiO ₂ ⁷¹	10	~9	1 : 1	623	~10	~10	~90
Ni/SiO ₂ ⁷¹	0.5	SA	1 : 1	623	~10	~40	~60

the influence of particle size on the CO₂ hydrogenation process. The results suggested that the RWGS reaction was the dominant reaction pathway over single-atom catalysts. The same trends were obtained using Rh/CeO₂ single-atom catalysts.⁶⁷ Matsubu *et al.*⁶⁸ investigated CO₂ hydrogenation over Rh/TiO₂ with different Rh loadings. They observed a close correspondence between the turnover frequency (TOF) of RWGS and the fraction of isolated Rh sites, as shown in Fig. 3. A similar result was obtained by Li *et al.*⁶⁹ As shown in Fig. 4, the CO selectivity increased as the Ir loading amount decreased. In addition to achieving high selectivity toward CO, single-atom catalysts also show extraordinary activity. Wang *et al.*⁷⁰ compared the difference between 0.5 wt% Pt single-atom and 2 wt% Pt nanocluster catalysts on CeO₂ during CO₂ hydrogenation. The activity results indicated that the single-atom catalysts exhibited a more than 7-fold increase in rate compared with the nanoclustered catalyst

and with 100% CO selectivity. The authors demonstrated that the weak binding between isolated Pt atoms and CO restricted the further hydrogenation of CO.

The same trend that single-atom or sub-nanometer catalysts favor CO formation also has been observed over non-precious metal catalysts. However, the synthesis of highly-dispersed non-precious metal catalysts is much more difficult than the preparation of precious-metal single-atom catalysts. In general, metals are highly dispersed on the support at low metal loadings, whereas the metal particles aggregate at high metal loadings, forming large particles. Therefore, small clusters or single-atom catalysts are usually synthesized by reducing metal loading ($\leq 0.5\%$).

Applying this method, Wu *et al.*⁷¹ compared the catalytic performance of 0.5 wt% Ni/SiO₂ and 10 wt% Ni/SiO₂. The authors proposed a consecutive reaction pathway (intermedi-

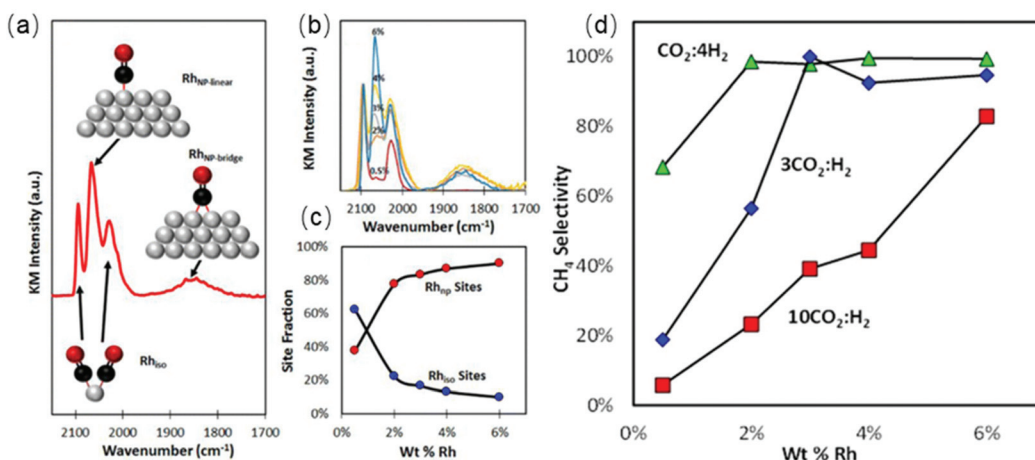


Fig. 3 (a) DRIFT spectrum obtained from a saturated layer of CO adsorbed at 300 K on 4% Rh/TiO₂. Insets show ball-and-stick models of assigned vibrational modes. (b) DRIFT spectra of CO on all five weight loadings of Rh/TiO₂ catalysts. The spectra are displayed in Kubelka–Munk (KM) units and normalized by the symmetric *gem*-dicarbonyl peak (2097 cm⁻¹) height to allow for comparison. (c) Site fraction (%) of isolated (Rh_{iso}) and nano-particle-based Rh sites (Rh_{NP}) as a function of wt% Rh. (d) CH₄ selectivity as a function of wt% Rh for 0.25, 3, and 10 CO₂:H₂ feed ratios measured at 200 °C.

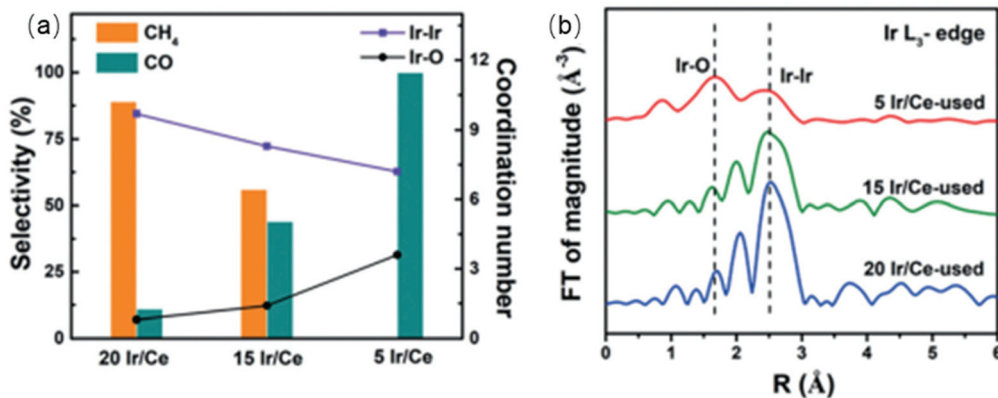


Fig. 4 (a) The coordination number of Ir–Ir and Ir–O shells (line graph, right axis) relative to catalyst selectivity (bars, left axis) for CO₂ hydrogenation over Ir/Ce catalysts with different Ir loadings. (b) Ir L₃-edge Extended X-ray Absorption Fine Structure (EXAFS) of the Ir/Ce-used catalysts. Reproduced from ref. 69.

ates \rightarrow CO \rightarrow CH₄) and a parallel pathway (intermediates \rightarrow CO and intermediates \rightarrow CH₄). The reactants underwent consecutive pathways over small Ni particles and both consecutive and parallel pathways over larger particles. The consecutive pathway is associated with low H₂ coverage on the Ni surface, which leads to the dissociation of formate intermediates and results in CO formation and high CO selectivity. Lu *et al.*^{72,73} demonstrated that monodispersed NiO/CeO₂ and NiO/SBA-15 catalysts exhibited 100% CO selectivity regardless of the reaction temperature. Gonçalves *et al.*⁷⁴ employed magnetron sputtering deposition to prepare small Ni nanoclusters on SiO₂ and reached the same conclusions that small Ni particles tended to produce CO rather than methane. The relationship between selectivity and the Ni electronic properties was investigated by Vogt *et al.*⁷⁵ Through operando quick X-ray absorption spectroscopy (Q-XAS), the authors suggested that sub-2 nm Ni particles exhibited lower d-band energy or higher electron localization than large nanoparticles, which had a considerable impact on the catalytic activity.

The enhanced CO selectivity using single-atom catalysts also was demonstrated by theoretical calculations. Yan *et al.*⁷⁶ illustrated that the RWGS route was more energetically favorable over monolayer Ru sites with a relatively low energy barrier for CO₂ activation and CO formation, while methanation was favored over 3D Ru nanoclusters. Chen *et al.*¹⁵ combined experimental data with DFT calculations to investigate single-atom catalysts for CO₂ hydrogenation. Single-atom Ir/TiO₂ exhibited 100% selectivity toward CO due to the low coordination number of Ir. The authors demonstrated that the desorption energy of CO was lower than the dissociation barriers of the intermediates for single-atom Ir/TiO₂, Pt/TiO₂, and Au/TiO₂ catalysts. As displayed in Fig. 5, the DFT calculation results correlated well with the experimental data over a series of catalysts.

While single-atom catalysts demonstrate promising activity and selectivity for CO₂ hydrogenation, the instability of single atoms poses a major challenge for practical applications.^{76–78} Single-atom active metals tend to agglomerate into larger particles during the reaction, especially at high temperatures. Therefore, the observed decline of catalytic activity and CO

selectivity is ascribed to the sintering of the single atoms. Currently, the synthesis of single-atom catalysts with high thermal stability and sintering resistance remains challenging.

Overall, the CO₂ hydrogenation selectivity varies with the metal particle size. The methanation selectivity gradually decreases as the particle size decreases until the electronic properties of the metal become altered due to the electron transfer. Notably, when the particle size decreases to the sub-nm and even single-atom scale, the metals become positively charged and the exhibits high CO selectivity.

However, except for the electron properties, there are other factors that have impact on CO₂ hydrogenation performance. Control of nanoparticle shape and size will ultimately determine the dominant surface-active terrace, edge, and corner sites. However, the geometric effect of catalysts in CO₂ hydrogenation reaction is quite complicated, and different authors have drawn different conclusions. DFT calculations showed a stronger backdonation from the metal atoms to the 2π* anti-bonding of adsorbed CO on low coordinated surface atoms (corners and edges).⁸⁰ Martins *et al.*⁸¹ found that high CH₄ selectivity was favored in the presence of small particles with a majority of surface sites being edges and corners. However, Loveless *et al.*⁸² demonstrated that the corner sites were less active due to the lack of vacancies required for H-assisted hydrogenation paths. The catalytic investigation of Beierlein *et al.*⁸³ showed that CO₂ methanation on Ni–Al₂O₃ was a structure-insensitive reaction and terrace atoms were the active sites. Additionally, the H-spillover effect also should be taken into accounts. Guo *et al.*⁸⁴ demonstrated the methanation activity was determined jointly by strong metal–support interactions and H-spillover effects, suggesting a more complex relationship between particle size and selectivity. The strong metal–support interactions between single Ru atoms and CeO₂ suppressed the activation of carbonyls, while the significant H-spillover effects over large Ru nanoparticles greatly hindered the removal of H₂O – conditions which are both unfavorable for methanation. As displayed in Scheme 1, the methanation activity reached a maximum over intermediate-sized Ru nanoparticles when both factors were taken into account.

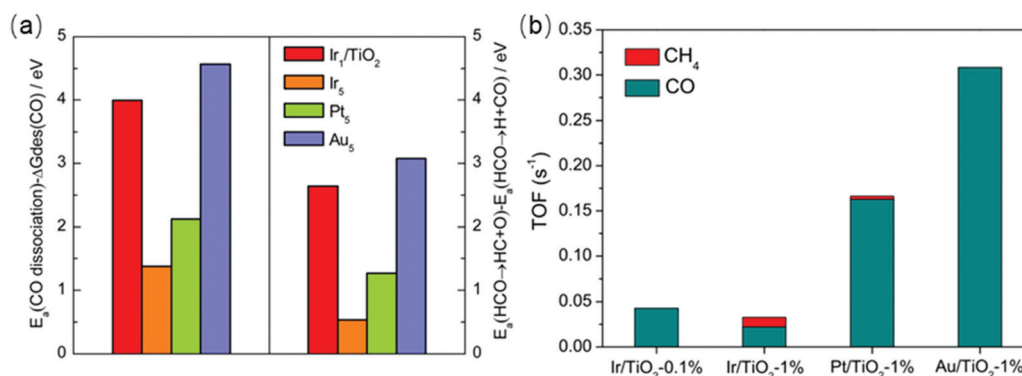
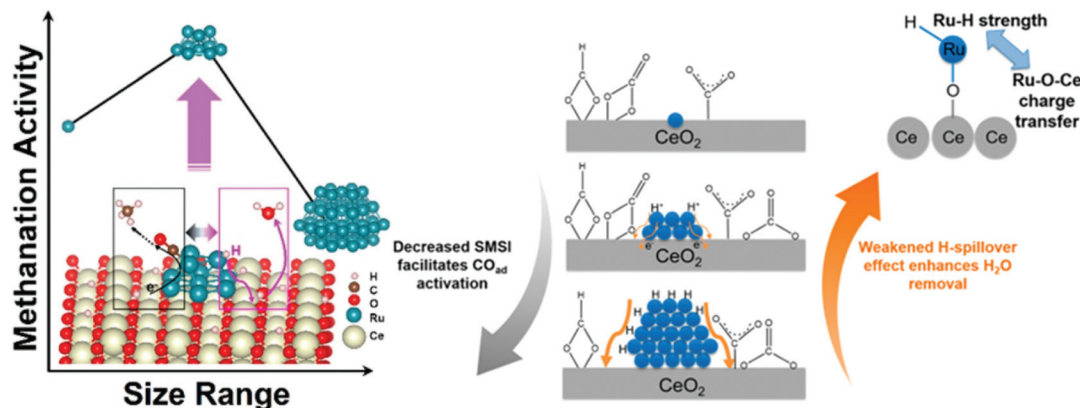


Fig. 5 (a) (Left) Difference between activation energies E_a for CO dissociation and desorption free energies of CO. (Right) Difference in activation energies between HCO \rightarrow HC + O and HCO \rightarrow H + CO on Ir₁/TiO₂ and stepped Ir₅, Pt₅, and Au₅ surfaces. (b) Calculated TOFs for RWGS and methanation reactions on Ir/TiO₂-0.1%, Ir/TiO₂-1%, Pt/TiO₂-1%, and Au/TiO₂-1% catalysts. Reproduced from ref. 15.



Scheme 1 Competitive strong metal–support interactions (SMSI) and H-spillover effect lead to competing CO activation and surface dehydration for CeO₂-supported single Ru atoms, Ru nanoclusters, and large Ru nanoparticles. Reproduced from ref. 84.

4. Bimetallic effect

The introduction of a second metal is another effective way to tune the electronic properties of the active metal. The electron transfer between the two metals modifies the electronic properties of the active metal and changes the selectivity of the products. For example, the introduction of typical methanation metals such as Rh, Ru, Co, and Ni to a catalyst improves the methane selectivity. Liu *et al.*⁸⁵ found that the bimetallic NiCo/Al₂O₃ catalysts exhibited enhanced methanation activity and stability compared to monometallic Ni/Al₂O₃. Xu *et al.*⁸⁶ revealed that the addition of Co to Ni/Al₂O₃ decreased the activation energy of methanation. Bimetallic Ni–Rh/LaAlO₃ achieved a 52% enhancement in the methanation turnover frequency [13.9 mol (mol h)⁻¹] compared to Rh/LaNi_{0.08}Al_{0.92}O₃ [9.16 mol (mol h)⁻¹].⁸⁷ Shang *et al.*⁸⁸ and Liu *et al.*⁸⁹ demonstrated that the addition of Ru boosted the methanation yield of Ni-based catalysts.

According to the literature,^{37,50,90–94} the effect of Fe addition on Ni-based catalysts is quite complicated. Mebrahtu

*et al.*⁹² reported that CH₄ selectivity continuously decreased as the Fe content increased in FeNi bimetallic catalysts. Results from Winter *et al.*⁵⁰ showed that a bimetallic FeNi catalyst with a 3 : 1 molar ratio of Ni to Fe exhibited comparable activity to a monometallic Ni catalyst but improved CO selectivity. The Fe K-edge X-ray absorption near edge structure (XANES) spectra in Fig. 6 revealed that Fe in the bimetallic Ni₃Fe₁ and Ni₃Fe₃ catalysts was less oxidized than that in the monometallic Fe₃ catalyst. They elucidated that the metallic Ni enhanced H₂ dissociation and facilitated spillover of atomic hydrogen, which in turn promoted the reduction of Fe oxides in the Ni–Fe catalysts. The synergetic effect of Fe and Ni in ZrO₂-supported bimetallic catalysts was investigated through DFT calculations and *in situ* DRIFTS by Yan *et al.*⁹⁴ As the scanning transmission electron microscopy with electron energy loss spectroscopy (STEM-EELS) analysis displayed in Fig. 7, Fe tended to precipitate on the surface of Ni particles. The theoretical calculations and experimental observations indicated that CH₄ was formed mainly *via* the RWGS + CO-hydrogenation pathway with *CO as a key intermediate. The interaction of *CO with

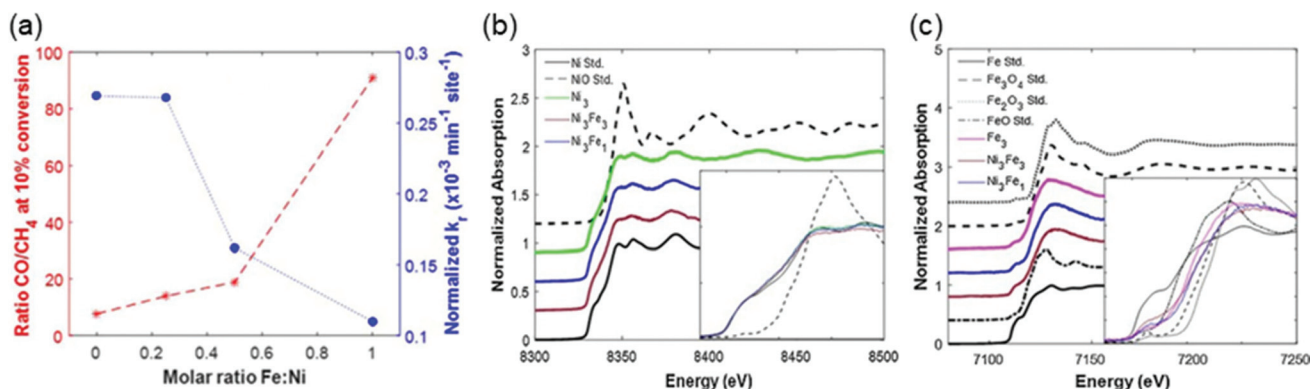


Fig. 6 (a) Summary of activity based on reaction rate constants normalized by catalyst mass and number of active sites, and selectivity based on the ratio of CO/CH₄ produced at the time of 10% conversion of CO₂ by H₂, for varying molar ratio of Fe : Ni in bimetallic FeNi/CeO₂ catalysts. X-ray absorption near edge structure (XANES) spectra of (b) the Ni K-edge for CeO₂-supported Ni₃, Ni₃Fe₃, and Ni₃Fe₁ catalysts with metallic and oxidized Ni reference standards, and (c) the Fe K-edge for Fe₃, Ni₃Fe₃, and Ni₃Fe₁ catalysts with metallic and oxidized Fe reference standards. Insets focus on the near edge region with the pre-edge normalized to zero for all spectra. Reproduced from ref. 50.


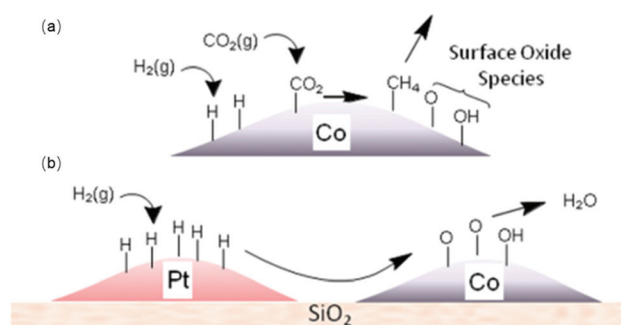


Fig. 7 Annular dark-field (ADF)-STEM images and corresponding EELS elemental maps of the spent $\text{Ni}_3\text{Fe}_3/\text{ZrO}_2$ and $\text{Ni}_3\text{Fe}_9/\text{ZrO}_2$ samples: (a) ADF-STEM image of $\text{Ni}_3\text{Fe}_3/\text{ZrO}_2$, (b–d) Ni (green), Fe (red), and mixed maps in $\text{Ni}_3\text{Fe}_3/\text{ZrO}_2$; (e) ADF-STEM image of $\text{Ni}_3\text{Fe}_9/\text{ZrO}_2$, (f–h) Ni (green), Fe (red), and mixed maps in $\text{Ni}_3\text{Fe}_9/\text{ZrO}_2$.⁹⁴

the Ni–ZrO₂ interface was revealed to be strong enough to facilitate further *CO hydrogenation to CH₄, while the weak interaction of *CO on the Ni–FeO_x interface enabled CO desorption as the product.

In addition to changing the electronic properties, the introduction of a second metal also plays an important role in enhancing the metal dispersion and contributes to the activation of the reactants. Mihet *et al.*⁹⁵ concluded that the CO₂ conversion of Al₂O₃-supported catalysts was enhanced in the series: Ni–Pd ≥ Ni–Pt > Ni and methane selectivity followed the trend: Ni–Pt ≥ Ni–Pd > Ni. The authors attributed the promotion effect to the enhancement of metal dispersion and the improvement of NiO reducibility. Beaumont *et al.*⁹⁶ revealed that the individual Pt nanoparticles next to Co nanoparticles supported on silica enhanced the methanation activity. *In situ* XANES measurements during the reduction of the Co NPs showed that the addition of Pt NPs significantly enhanced the reduction of Co. The hydrogen atoms dissociated on Pt were transferred to the Co NPs *via* long-distance hydrogen atom spillover,⁹⁷ as shown in Scheme 2. The results of DFT calculations conducted by Ou *et al.*⁹⁸ provided theoretical insight into the promotion effects of Pt in bimetallic catalysts. The authors found that introducing Pt to Ni(111) facilitated the chemisorption of gaseous carbon dioxide.

Alkali and alkaline earth metals have promoter effects on CO₂ hydrogenation as well. Bacariza *et al.*⁹⁹ tested the effect of the addition of a series of alkaline cations into Ni/USY zeolites. The results showed that the order of improvement of the methanation activity was Cs⁺ > Na⁺ > Li⁺ > K⁺ for the monovalent cations and Mg²⁺ > Ca²⁺ > Ba²⁺ for the divalent cations. The impregnation of 0.9–2.5% Mg on a 4.8% Ni/USY considerably improved the dispersion of Ni⁰ and increased the CO₂ conversion up to 15% higher than that for the unpromoted 4.8% Ni/USY. Büchel *et al.*¹⁰⁰ investigated the effect of Ba and



Scheme 2 (a) Production of surface oxide species from CO₂ hydrogenation and (b) transfer of adsorbed hydrogen from Pt to Co *via* a spillover mechanism to re-reduce the cobalt oxide surface, releasing water.⁹⁶

K addition to Rh/Al₂O₃ catalysts on CO₂ hydrogenation. Below 440 °C, Rh/Al₂O₃ exhibited 100% CH₄ selectivity while K-promoted catalysts shifted to 100% CO selectivity. The change in selectivity was ascribed to the effect of Ba and K on the Rh(0)/Rh(I) ratio and on the adsorption behavior, according to the DRIFTS and CO adsorption measurements. Heyl *et al.*¹⁰¹ revealed that the addition of K to Rh/Al₂O₃ affected the adsorption sites of CO on Rh and influenced the catalyst's ability to activate H₂. Thus, more facile desorption of adsorbed CO from the catalyst surface was favored and the methanation of CO was hindered. Porosoff *et al.*¹⁰² modified Mo₂C/γ-Al₂O₃ with a K promoter and observed a significant enhancement in CO selectivity and yield. Liang *et al.*¹⁰³ and Yang *et al.*¹⁰⁴ provided insights into the influence of K modification by comparing K-promoted Pt/mullite and Pt/L catalysts. Their results revealed that the formation of Pt–O(OH)–K interfacial sites promoted CO desorption, thus preventing the further hydrogenation of CO to methane.

5. Support effect

The catalytic performance of supported catalysts is not only determined by the active metal but also affected by the support materials. Catalyst supports provide certain structural and physicochemical properties that ensure that the active metals remain well-dispersed. During CO₂ hydrogenation reactions, the support also participates in the adsorption and activation of CO₂. Thus, the reducibility and basicity of the support play an important role in the catalytic behavior. Dreyer *et al.*¹⁰⁵ selected Al₂O₃ as a representative irreducible support, ZnO and MnO_x as representative neutral reducible oxides, and CeO₂ as a representative basic reducible support to investigate the influence of support reducibility and basicity on catalytic behavior. The trend of CO₂ conversion over the pristine supports followed the strength of the support basicity as determined with CO₂ temperature-programmed desorption (TPD), following in the order of ZnO > CeO₂ > MnO_x > Al₂O₃. For pristine supports, the CO₂ conversion was determined by the ability of the materials to activate CO₂. Loading metals onto the supports changed the activity trend due to the interaction between the support and the active metal. After the addition of Ru, the CO₂ conversion and CH₄ selectivity followed the order of Ru/CeO₂ > Ru/Al₂O₃ > Ru/MnO_x > Ru/ZnO. Díez-Ramírez *et al.*¹⁰⁶ studied the effect of the support on Co-catalyzed CO₂ hydrogenation. The authors reported that methane selectivity followed the order of Co/CeO₂ (96%) > Co/ZnO (54%) > Co/Ga₂O₃ (53%) ~ Co/ZrO₂ (53%) at 573 K. The enhanced methanation activity of Co/CeO₂ catalysts was mainly ascribed to its superior reducibility linked to Co–ceria interactions. According to results from Muroyama *et al.*,¹⁰⁷ CH₄ yield over supported Ni catalysts at 523 K followed the trend of Ni/Y₂O₃ > Ni/Sm₂O₃ > Ni/ZrO₂ > Ni/CeO₂ > Ni/Al₂O₃ > Ni/La₂O₃ and the catalytic activity could be partly explained by the basic property of the catalysts.

In general, reducible metal oxide supports, such as CeO₂ and ZrO₂, activate CO₂ effectively through the metal oxide redox cycles. Since the oxygen vacancies generated by the reducible supports favor CO₂ adsorption and activation, many studies have illustrated that employing a reducible metal oxide support improves the catalytic performance.^{45,109–112} The beneficial effect of Zr and Ce doping on the catalytic activity and stability has been ascribed to the enhancement of the concentration of oxygen vacancies and oxygen mobility.^{113,114} Winter *et al.*¹⁰⁸ conducted isotope exchange studies using C¹⁸O₂ in a batch reactor equipped with Fourier transform infrared spectroscopy and mass spectrometry to determine the involvement of surface and lattice oxygen of CeO₂ in CO₂ hydrogenation reaction. The results in Fig. 8 suggested that oxygen was exchanged by both simple heteroexchange (between one oxygen atom of a gas-phase molecule and one oxygen atom of the oxide support) and multiple heteroexchange (between an oxygen-containing gas-phase molecule and at least two oxygen atoms of the support) mechanisms. The exchange appeared to occur in two steps, where one oxygen atom in CO₂ was exchanged rapidly, and the

exchange of the second oxygen atom occurred subsequently for some of the singly-exchanged C¹⁶O¹⁸O molecules. Nie *et al.*¹¹⁵ provided theoretical insights into the effect of supports (ZrO₂ and Al₂O₃) on the adsorption and activation of key species. DFT results showed that the binding energies of CO₂, H₂, and CO on Co₄/ZrO₂(111) are stronger than those on Co₄/Al₂O₃(110), in agreement with experimental TPD results. The reducibility and oxygen mobility of the supports can be promoted further by using a CeO₂–ZrO₂ solid solution, which has exhibited enhanced activity with respect to CeO₂ and ZrO₂.^{116–118}

The chemical properties of the supports are influenced by many parameters, such as the morphology and the crystal phase. Different morphologies of a support with a specific crystal surface exposed exhibit distinct activity and selectivity.^{119,120} Sakpal *et al.*¹²¹ compared Ru/CeO₂ catalysts with different morphologies in the methanation reaction. Compared to cubes and octahedras, Ru/CeO₂ nanorods containing more oxygen vacancies showed higher activity in CO₂ methanation. As reported by Lin *et al.*,¹²² Ru supported on rutile TiO₂ exhibited higher activity than on anatase TiO₂. Electron microscopy measurements revealed that RuO₂ was prone to sintering on anatase TiO₂ but became more dispersed on rutile TiO₂.¹²³ Therefore, rutile TiO₂-supported catalysts exhibited much higher activity and thermal stability for CO₂ methanation than those supported on anatase TiO₂.^{124,125}

The preparation methods used for the supports also affect methanation activity. The pretreatment temperature was found to affect the density and strength of the acid sites and methanation activity of Ni/Nb₂O₅.¹²⁶ Over Ru/rutile TiO₂, the TOF values increased significantly, from 0.26 s⁻¹ to 1.59 s⁻¹, with increasing pretreatment temperature.¹²⁷ The enhanced methanation activity resulted from the increase in the extent of encapsulation of Ru particles by TiO_x layers and in the amount of hydroxyl groups on the TiO₂ surface, which facilitated CO₂ dissociation. Zhang *et al.*¹²⁸ observed that selectivity toward CO over Ir/TiO₂ catalysts increased with the reduction temperature, as shown in Fig. 9. Ir/TiO₂ catalysts reduced at temperatures lower than 300 °C exhibited complete methanation of CO₂ conversion, while samples reduced beyond 600 °C led to complete CO formation. The reduced TiO_x species that originated from SMSI played a crucial role in tuning the product selectivity. Moreover, catalysts derived from a metal–organic framework (MOF) template exhibited a specific activity towards methanation.¹²⁹ Ru/ZrO₂ derived from a Ru/UIO-66 material exhibited better methanation activity and selectivity than impregnated Ru/ZrO₂ due to the high specific surface area of UIO-66.¹³⁰

In summary, support materials influence CO₂ hydrogenation activity and selectivity due to their role in the activation of CO₂. The basic and reducible metal oxide supports usually show greater activity toward CO₂ activation. The supports also contribute to tuning the electronic properties of the active metals through metal–support interactions: the electron transfer between the active metal and support modifies the binding

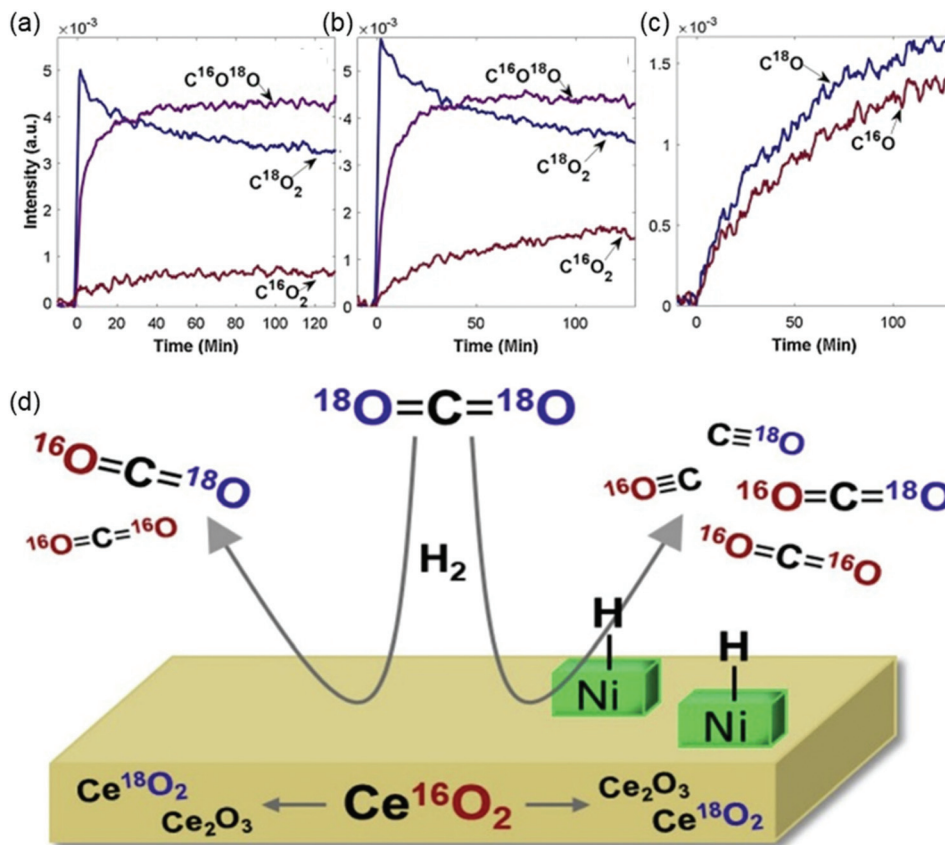


Fig. 8 The evolution of CO₂ isotope peaks over time during the reaction of C¹⁸O₂ and H₂ over (a) blank CeO₂ and (b) 0.5% Ni/CeO₂. The separable peaks for each isotope were monitored for C¹⁸O₂ (3510 cm⁻¹), C¹⁶O¹⁸O (3583 cm⁻¹), and C¹⁶O₂ (3729 cm⁻¹). (c) The evolution of CO isotope gas concentrations (monitored for C¹⁸O at 2070 cm⁻¹ and for C¹⁶O at 2170 cm⁻¹) over time during the reaction of C¹⁸O₂ and H₂ over 0.5% Ni/CeO₂. (d) Oxygen exchange between CO₂ and CeO₂ support (both the surface and lattice oxygen) under CO₂ hydrogenation conditions. Reproduced from ref. 108.

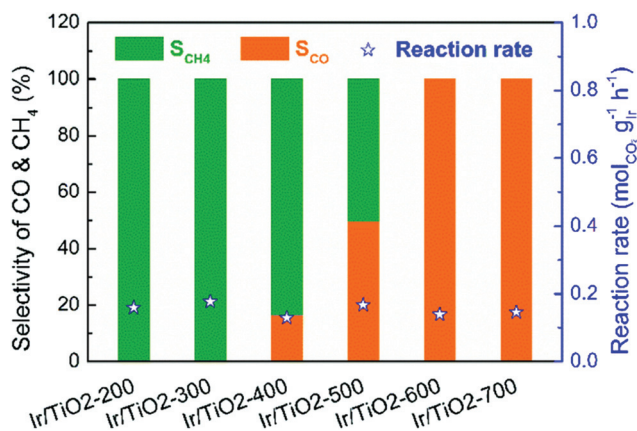


Fig. 9 Catalytic performance of the series of Ir/TiO_{2-x} catalysts for CO₂ hydrogenation reactions. Reaction conditions: 280 °C, 0.1 MPa, space velocity = 9000 mL h⁻¹ g_{cat}⁻¹, and H₂/CO₂/N₂ = 70/20/10. X refers to the reduction temperature in °C.¹²⁸

strength of CO. In addition, the specific interfacial sites between the active metal and the support also modify the catalyst selectivity.^{131–133}

6. Other effects

In addition to controlling the materials and structural characteristics of the active metals and supports, there exist other methods for modifying the electronic properties of the catalyst. Electrons generated by the photoelectric effect can improve the electron density. Kim *et al.*¹³⁴ revealed that Rh- and Ru-based catalysts exhibited enhanced methane yields under light irradiation. As shown in Fig. 10, the CO₂ conversion was 1.6% at 150 °C without light on Ru, but the conversion increased to 32.6% at 150 °C with light. Other metals, such as Pt, Ni, and Cu, showed no difference with or without light irradiation.

In addition to generating emitted electrons from the active metals, the photoelectric effect also can induce electron emissions from the supports. Lin *et al.*¹³⁵ exhibited the effect of visible light on methanation over Ru/TiO₂. As a result of the photoelectric effect, the TiO₂ support generated electrons that were transferred to the Ru particles, increasing the surface electron density of Ru and consequently promoting the activation of CO₂. Doping nitrogen into TiO₂ further improved the photoelectric effect, thus promoting methanation more effectively under visible light. However, this method is only appli-

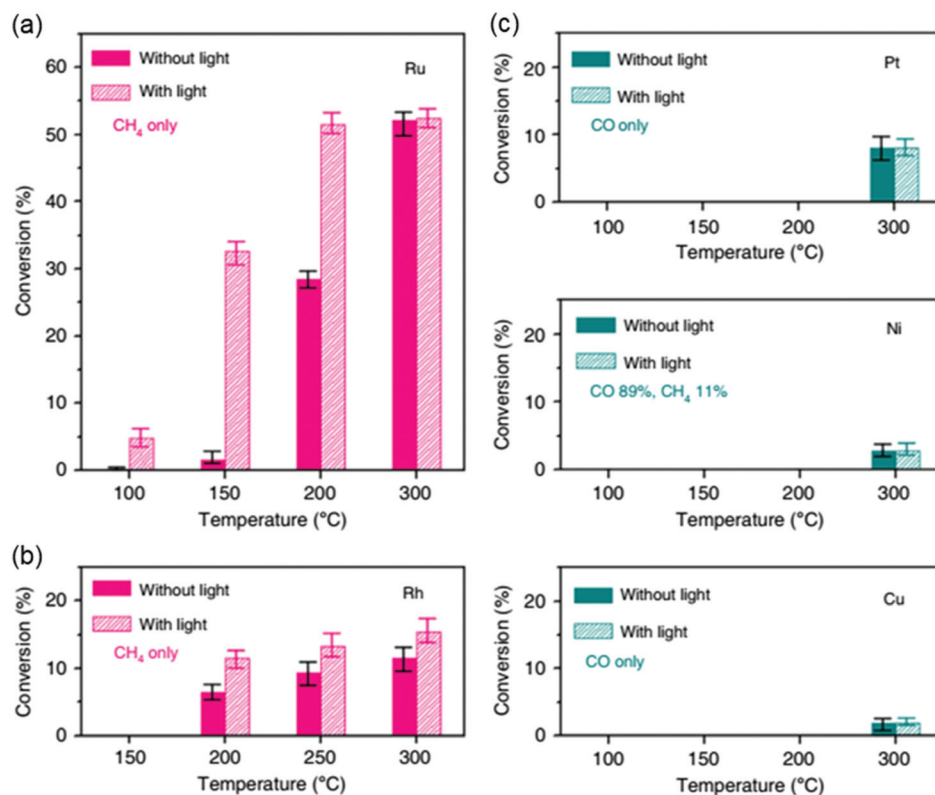


Fig. 10 Light enhancement effects on the CO₂ hydrogenation activity of metal catalysts. CO₂ conversion on (a) Ru, (b) Rh, and (c) Pt, Ni, and Cu catalysts deposited onto silica with (solid bars) and without (hatched bars) light irradiation.¹³⁴

cable to materials with a significant photoelectric effect under visible light irradiation.

Another method of tuning the electronic properties is to derive the catalysts with higher valence state from the structured catalysts such as perovskites. Zhao *et al.*¹³⁶ reported that the CO₂ hydrogenation selectivity could be tuned by controlling the valence state of nickel using lanthanum–iron–nickel perovskites through a doping-segregation process. The higher valence states of nickel weakened the binding of CO, increasing the activation barrier for further CO hydrogenation and leading to a higher CO selectivity than that obtained with metallic nickel.

In addition to the structural and electronic properties of the catalyst, other species involved in the reaction, such as water, can affect the promotion or inhibition of CO desorption. The introduction of water vapor decreased the CO₂ conversion because H₂O inhibited CO₂ activation, reducing the amount of CO adsorbed on Ru sites.¹³⁷ Therefore, these results suggest that strategies for *in situ* water removal – such as sorption-enhanced processes or membrane reactors – may improve CO₂ conversion and merit further investigation.

Changing the coordination environment of the active metal through targeted synthesis also influences the electronic properties. Arandiyani *et al.*¹³⁸ synthesized mesoporous Rh (*meso*-Rh) nanoparticles by a soft template method to obtain a large distribution of atomic steps. In contrast with Rh nanoparticles prepared by a simple wet chemical reduction, the *meso*-Rh with low coordination atoms favored methanation over RWGS.

7. Challenges and opportunities

Thermocatalytic reduction of CO₂ by green H₂ represents a promising strategy for producing chemicals and fuels using CO₂ as an environmentally-friendly carbon source. This perspective article presents recent advances in atmospheric-pressure CO₂ hydrogenation to CO and CH₄ with a focus on the electronic properties of heterogeneous catalysts. The key descriptor of CO₂ hydrogenation selectivity is the binding energy of the key intermediate (*e.g.*, CO), which is closely related to the electronic properties of the active metal. The intrinsic properties, particle size, bimetallic effects, and metal–support interactions are critical factors that influence the electronic properties of the active metal and, therefore, the hydrogenation selectivity. Generally, catalysts with high electron density adsorb CO strongly, leading to the further hydrogenation of CO into CH₄, while catalysts with low electron density favor CO desorption.

For the selective hydrogenation of CO₂ over heterogeneous catalysts, significant challenges and research opportunities remain the following areas:

7.1. Identifying key reaction intermediates for tuning selectivity

As discussed earlier, CO is the most important intermediate in the selective catalytic hydrogenation of CO₂ to CO and CH₄. The product selectivity correlates well with the CO binding

energy, which is determined by the electronic properties of the active metal. Catalysts with a weaker CO binding energy favor CO formation (e.g., NiFe/ZrO₂, LaFe_{0.9}Ni_{0.1}O₃, etc.) while those with a stronger CO binding energy favor CH₄ synthesis (e.g., Ni/ZrO₂, Ni/CeO₂, etc.). For the selective hydrogenation of CO₂ to methanol and other hydrocarbons, the identification of key reaction intermediates is critical for controlling the selectivity for the desired product. Therefore, future research efforts should focus on identifying the correct intermediate(s) for promising heterogeneous catalysts.

7.2. Stabilizing key intermediates for CH₄/CH₃OH/hydrocarbons synthesis

For direct CH₄/CH₃OH/hydrocarbons synthesis at elevated pressure, the stabilization of key intermediates is necessary for increasing the selectivity of the desired product. Therefore, significant work remains for identifying key intermediates and developing catalysts whose interactions with those intermediates facilitate further hydrogenation to the desired products. Future research in this area might aim to identify optimized M^{δ-} catalysts that selectively promote CO₂ to CH₄, CH₃OH, or long-chain hydrocarbons. Through electron transfers from supports and other metals to the active metal, the realization of M^{δ-} catalysts is potentially possible, which would improve the catalytic performance for the CO₂-to-CH₄/CH₃OH/hydrocarbons processes. Recently, negatively charged Au species (Au^{δ-}) were found in Au/TiO₂ as a result of the electron migration of anatase-TiO₂ onto the metal surface due to the SMSI effect.^{139,140} The Au^{δ-} catalysts exhibited enhanced catalytic activity toward CO oxidation and the water-gas shift reaction. Electron-rich Ni^{δ-} species were also observed through electron transfer from Ti and O on the anatase TiO₂ surface to atomically dispersed Ni.¹⁴¹

7.3. Promoting CO desorption for RWGS

Low-cost M^{δ+} catalysts. Metals that bind CO more strongly tend to produce CH₄/CH₃OH/hydrocarbons whereas metals with higher valence states (i.e., with low electron density compared to their metallic state) favor CO formation. As mentioned above, single-atom catalysts are generally referred as M^{δ+} catalysts. Positively charged single atom Ir^{δ+},¹⁴² Pt^{δ+},^{143,144} Rh^{δ+},¹⁴⁵ Au^{δ+} (ref. 146) and Cu^{δ+} (ref. 147) catalysts were recently reported and exhibited enhanced activity in several catalytic reactions such as the water-gas shift reaction and CO oxidation. The electronic properties of a specific metal also can be tuned by controlled doping-segregation in AB_xO_y-type complex oxides such as perovskites, spinels, and mullites. Future efforts should focus on the development of stable and low-cost M^{δ+} catalysts to attenuate the CO binding energy and therefore enhance the selectivity of the RWGS reaction.

Excitation-induced desorption. In addition to tuning the CO binding energy, other methods may be pursued to enhance CO desorption, such as excitation-induced desorption. In recent decades, photoexcitation-induced CO desorption has been reported by several groups.¹⁴⁸⁻¹⁵¹ The proper application of

these methods may facilitate desorption and inhibit further hydrogenation of adsorbed CO, improving the selectivity toward RWGS.

Competitive adsorption. Recent studies have revealed that water occupies the active metal sites and influences the catalytic performance. Due to the limited number of adsorption sites on the surface of the active metal, the introduction of other strongly-adsorbed species should lead to the desorption of *CO and prohibit its further hydrogenation. The addition of a proper amount of competitively adsorbed species should promote the selectivity of the target product.

The determination and controlled synthesis of active sites are necessary to enable the development of active, selective, and stable catalysts for scaling up in industrial processes. For the reduction of CO₂ by H₂, dual-functional catalysts that are active for binding CO₂ and for its subsequent hydrogenation are required. Strong metal-support interactions (SMSIs) and metal-oxide interfaces facilitate these mechanisms,¹⁵² where a support with strong oxygen affinity enhances CO₂ adsorption, and well-dispersed transition metals dissociate H₂, which then spill over onto the support to hydrogenate CO₂.¹⁵³⁻¹⁵⁵ Therefore, efforts to improve CO₂ hydrogenation catalysts may aim to characterize the active sites and roles of the metal and the support in order to enable controlled synthesis of more effective catalysts.

SMSIs and bimetallic formation can modify the electronic properties of a catalyst, but these properties may be affected by reaction gas atmosphere and temperature. Therefore, accurate characterization of catalysts under reaction conditions (*in situ* or operando characterization) is crucial for correctly describing the active sites. These accurate descriptions of active sites under reaction conditions can then be used in models (for example, using DFT calculations and Kinetic Monte Carlo simulations) to correlate fundamental descriptors with reaction trends. Furthermore, this characterization is necessary for the identification of appropriate descriptors, such as oxidation state, adsorbed intermediates, and oxygen, CO, or hydrogen binding energy, to be used for predicting more active catalysts. The identification of accurate descriptors through correlating DFT calculations with reaction trends can save significant amounts of catalyst screening time.

The effects of oxide support properties and oxygen exchange on CO₂ activation are significant, but the specific mechanisms are not well understood. The oxygen storage capacity and oxygen mobility in reducible metal oxides, particularly ceria, may favor CO₂ adsorption onto oxygen vacancies and promote C-O bond scission.¹⁵⁶⁻¹⁶¹ Therefore, future studies may explore the effects of oxygen storage capacity of high surface area reducible metal oxide supports on CO₂ reduction under reaction conditions.

Conflicts of interest

There are no conflicts to declare.

Acknowledgements

Authors from Tsinghua University acknowledge support from the National Natural Science Foundation of China (NSFC) under Grant No. 21978148 and 21673125. Authors from Columbia University acknowledge support from the U.S. Department of Energy (DOE), Office of Basic Energy Sciences, Catalysis Science Program, under Contract No. DE-SC0012704. We would like to thank Dr Qiyuan Wu from Stony Brook University for his suggestions on this perspective article.

References

- 1 A. A. Lacis, G. A. Schmidt, D. Rind and R. A. Ruedy, Atmospheric CO₂: Principal Control Knob Governing Earth's Temperature, *Science*, 2010, **330**(6002), 356.
- 2 J. Piñol, J. Terradas and F. Lloret, Climate Warming, Wildfire Hazard, and Wildfire Occurrence in Coastal Eastern Spain, *Clim. Change*, 1998, **38**(3), 345.
- 3 M. M. Q. Mirza, Climate change and extreme weather events: can developing countries adapt?, *Clim. Policy*, 2003, **3**(3), 233.
- 4 D. A. Lashof and D. R. Ahuja, Relative contributions of greenhouse gas emissions to global warming, *Nature*, 1990, **344**(6266), 529.
- 5 A. A. Lacis, G. A. Schmidt, D. Rind and R. A. Ruedy, Atmospheric CO₂: principal control knob governing Earth's temperature, *Science*, 2010, **330**(6002), 356.
- 6 P. R. Doose, in *The Geochemical Society Special Publications*, ed. R. J. Hill, J. Leventhal, Z. Aizenshtat, M. J. Baedeker, G. Claypool, R. Eganhouse, M. Goldhaber and K. Peters, Elsevier, 2004, vol. 9.
- 7 A. Montenegro, K. Zickfeld, M. Eby, D. Archer, K. J. Meissner and A. J. Weaver, Lifetime of Anthropogenic Climate Change: Millennial Time Scales of Potential CO₂ and Surface Temperature Perturbations, *J. Clim.*, 2009, **22**(10), 2501.
- 8 B. M. Tackett, E. Gomez and J. G. Chen, Net reduction of CO₂ via its thermocatalytic and electrocatalytic transformation reactions in standard and hybrid processes, *Nat. Catal.*, 2019, **2**(5), 381.
- 9 J. Zhang, Z. Li, Z. Zhang, K. Feng and B. Yan, Can thermocatalytic transformations of captured CO₂ reduce CO₂ emissions?, *Appl. Energy*, 2021, **281**, 116076.
- 10 G. A. Somorjai and C. J. Kliewer, Reaction selectivity in heterogeneous catalysis, *React. Kinet. Catal. Lett.*, 2009, **96**(2), 191.
- 11 X. Su, X. F. Yang, Y. Huang, B. Liu and T. Zhang, Single-Atom Catalysis toward Efficient CO₂ Conversion to CO and Formate Products, *Acc. Chem. Res.*, 2019, **52**(3), 656.
- 12 M. D. Porosoff, B. Yan and J. G. Chen, Catalytic reduction of CO₂ by H₂ for synthesis of CO, methanol and hydrocarbons: challenges and opportunities, *Energy Environ. Sci.*, 2016, **9**(1), 62.
- 13 M. A. A. Aziz, A. A. Jalil, S. Triwahyono and A. Ahmad, CO₂ methanation over heterogeneous catalysts: recent progress and future prospects, *Green Chem.*, 2015, **17**(5), 2647.
- 14 Y. A. Daza and J. N. Kuhn, CO₂ conversion by reverse water gas shift catalysis: comparison of catalysts, mechanisms and their consequences for CO₂ conversion to liquid fuels, *RSC Adv.*, 2016, **6**(55), 49675.
- 15 X. Chen, X. Su, H.-Y. Su, X. Liu, S. Miao, Y. Zhao, K. Sun, Y. Huang and T. Zhang, Theoretical Insights and the Corresponding Construction of Supported Metal Catalysts for Highly Selective CO₂ to CO Conversion, *ACS Catal.*, 2017, **7**(7), 4613.
- 16 Y. Li, S. H. Chan and Q. Sun, Heterogeneous catalytic conversion of CO₂: a comprehensive theoretical review, *Nanoscale*, 2015, **7**(19), 8663.
- 17 M. Younas, L. Loong Kong, M. J. K. Bashir, H. Nadeem, A. Shehzad and S. Sethupathi, Recent Advancements, Fundamental Challenges, and Opportunities in Catalytic Methanation of CO₂, *Energy Fuels*, 2016, **30**(11), 8815.
- 18 W. Wei and G. Jinlong, Methanation of carbon dioxide: an overview, *Front. Chem. Sci. Eng.*, 2011, **5**(1), 2.
- 19 P. Frontera, A. Macario, M. Ferraro and P. Antonucci, Supported Catalysts for CO₂ Methanation: A Review, *Catalysts*, 2017, **7**(12), 59.
- 20 W. J. Lee, C. Li, H. Prajitno, J. Yoo, J. Patel, Y. Yang and S. Lim, Recent trend in thermal catalytic low temperature CO₂ methanation: A critical review, *Catal. Today*, 2020, DOI: 10.1016/j.cattod.2020.02.017.
- 21 A. Solis-Garcia and J. C. Fierro-Gonzalez, Mechanistic Insights into the CO(2) Methanation Catalyzed by Supported Metals: A Review, *J. Nanosci. Nanotechnol.*, 2019, **19**(6), 3110.
- 22 M. Zhu, Q. Ge and X. Zhu, Catalytic Reduction of CO₂ to CO via Reverse Water Gas Shift Reaction: Recent Advances in the Design of Active and Selective Supported Metal Catalysts, *Trans. Tianjin Univ.*, 2020, **26**(3), 172.
- 23 X. Su, X. Yang, B. Zhao and Y. Huang, Designing of highly selective and high-temperature durable RWGS heterogeneous catalysts: recent advances and the future directions, *J. Energy Chem.*, 2017, **26**(5), 854.
- 24 I. U. Din, M. S. Shaharun, M. A. Alotaibi, A. I. Alharthi and A. Naeem, Recent developments on heterogeneous catalytic CO₂ reduction to methanol, *J. CO₂ Util.*, 2019, **34**, 20.
- 25 R. Guil-Lopez, N. Mota, J. Llorente, E. Millan, B. Pawelec, J. L. G. Fierro and R. M. Navarro, Methanol Synthesis from CO₂: A Review of the Latest Developments in Heterogeneous Catalysis, *Materials*, 2019, **12**(23), 3902.
- 26 X.-M. Liu, G. Q. Lu, Z.-F. Yan and J. Beltramini, Recent Advances in Catalysts for Methanol Synthesis via Hydrogenation of CO and CO₂, *Ind. Eng. Chem. Res.*, 2003, **42**(25), 6518.
- 27 M. Bowker, Methanol Synthesis from CO₂ Hydrogenation, *ChemCatChem*, 2019, **11**(17), 4238.
- 28 S. Kattel, P. Liu and J. G. Chen, Tuning Selectivity of CO₂ Hydrogenation Reactions at the Metal/Oxide Interface, *J. Am. Chem. Soc.*, 2017, **139**(29), 9739.

- 29 C. Heine, B. A. Lechner, H. Bluhm and M. Salmeron, Recycling of CO₂: Probing the Chemical State of the Ni (111) Surface during the Methanation Reaction with Ambient-Pressure X-Ray Photoelectron Spectroscopy, *J. Am. Chem. Soc.*, 2016, **138**(40), 13246.
- 30 K. Zhao, L. Wang, M. Calizzi, E. Moiola and A. Züttel, In Situ Control of the Adsorption Species in CO₂ Hydrogenation: Determination of Intermediates and Byproducts, *J. Phys. Chem. C*, 2018, **122**(36), 20888.
- 31 N. M. Martin, F. Hemmingsson, X. Wang, L. R. Merte, U. Hejral, J. Gustafson, M. Skoglundh, D. M. Meira, A.-C. Dippel, O. Gutowski, *et al.*, Structure–function relationship during CO₂ methanation over Rh/Al₂O₃ and Rh/SiO₂ catalysts under atmospheric pressure conditions, *Catal. Sci. Technol.*, 2018, **8**(10), 2686.
- 32 J. Resasco, L. DeRita, S. Dai, J. P. Chada, M. Xu, X. Yan, J. Finzel, S. Hanukovich, A. S. Hoffman, G. W. Graham, *et al.*, Uniformity Is Key in Defining Structure-Function Relationships for Atomically Dispersed Metal Catalysts: The Case of Pt/CeO₂, *J. Am. Chem. Soc.*, 2020, **142**(1), 169.
- 33 L. Zhang, I. A. W. Filot, Y. Q. Su, J. X. Liu and E. J. M. Hensen, Understanding the Impact of Defects on Catalytic CO Oxidation of LaFeO₃-Supported Rh, Pd, and Pt Single-Atom Catalysts, *J. Phys. Chem. C*, 2019, **123**(12), 7290.
- 34 R. Mutschler, E. Moiola, W. Luo, N. Gallandat and A. Züttel, CO₂ hydrogenation reaction over pristine Fe, Co, Ni, Cu and Al₂O₃ supported Ru: Comparison and determination of the activation energies, *J. Catal.*, 2018, **366**, 139.
- 35 G. Garbarino, T. Cavattoni, P. Riani and G. Busca, Support effects in metal catalysis: a study of the behavior of unsupported and silica-supported cobalt catalysts in the hydrogenation of CO₂ at atmospheric pressure, *Catal. Today*, 2020, **345**, 213.
- 36 G. Garbarino, P. Riani, L. Magistri and G. Busca, A study of the methanation of carbon dioxide on Ni/Al₂O₃ catalysts at atmospheric pressure, *Int. J. Hydrogen Energy*, 2014, **39**(22), 11557.
- 37 D. Pandey, K. Ray, R. Bhardwaj, S. Bojja, K. V. R. Chary and G. Deo, Promotion of unsupported nickel catalyst using iron for CO₂ methanation, *Int. J. Hydrogen Energy*, 2018, **43**(10), 4987.
- 38 D. H. Kim, S. W. Han, H. S. Yoon and Y. D. Kim, Reverse water gas shift reaction catalyzed by Fe nanoparticles with high catalytic activity and stability, *J. Ind. Eng. Chem.*, 2015, **23**, 67.
- 39 M. Bersani, K. Gupta, A. K. Mishra, R. Lanza, S. F. R. Taylor, H.-U. Islam, N. Hollingsworth, C. Hardacre, N. H. de Leeuw and J. A. Darr, Combined EXAFS, XRD, DRIFTS, and DFT Study of Nano Copper-Based Catalysts for CO₂ Hydrogenation, *ACS Catal.*, 2016, **6**(9), 5823.
- 40 P. Panagiotopoulou, Hydrogenation of CO₂ over supported noble metal catalysts, *Appl. Catal., A*, 2017, **542**, 63.
- 41 A. Beuls, C. Swalus, M. Jacquemin, G. Heyen, A. Karelavic and P. Ruiz, Methanation of CO₂: Further insight into the mechanism over Rh/ γ -Al₂O₃ catalyst, *Appl. Catal., B*, 2012, **113–114**, 2.
- 42 A. Petala and P. Panagiotopoulou, Methanation of CO₂ over alkali-promoted Ru/TiO₂ catalysts: I. Effect of alkali additives on catalytic activity and selectivity, *Appl. Catal., B*, 2018, **224**, 919.
- 43 S. Tada, O. J. Ochieng, R. Kikuchi, T. Haneda and H. Kameyama, Promotion of CO₂ methanation activity and CH₄ selectivity at low temperatures over Ru/CeO₂/Al₂O₃ catalysts, *Int. J. Hydrogen Energy*, 2014, **39**(19), 10090.
- 44 T. Avanesian, G. S. Gusmão and P. Christopher, Mechanism of CO₂ reduction by H₂ on Ru(0 0 0 1) and general selectivity descriptors for late-transition metal catalysts, *J. Catal.*, 2016, **343**, 86.
- 45 P. A. U. Aldana, F. Ocampo, K. Kobl, B. Louis, F. Thibault-Starzyk, M. Daturi, P. Bazin, S. Thomas and A. C. Roger, Catalytic CO₂ valorization into CH₄ on Ni-based ceria-zirconia. Reaction mechanism by operando IR spectroscopy, *Catal. Today*, 2013, **215**, 201.
- 46 D. C. D. da Silva, S. Letichevsky, L. E. P. Borges and L. G. Appel, The Ni/ZrO₂ catalyst and the methanation of CO and CO₂, *Int. J. Hydrogen Energy*, 2012, **37**(11), 8923.
- 47 J.-N. Park and E. W. McFarland, A highly dispersed Pd–Mg/SiO₂ catalyst active for methanation of CO₂, *J. Catal.*, 2009, **266**(1), 92.
- 48 R. Zhou, N. Rui, Z. Fan and C.-J. Liu, Effect of the structure of Ni/TiO₂ catalyst on CO₂ methanation, *Int. J. Hydrogen Energy*, 2016, **41**(47), 22017.
- 49 N. M. Martin, P. Velin, M. Skoglundh, M. Bauer and P.-A. Carlsson, Catalytic hydrogenation of CO₂ to methane over supported Pd, Rh and Ni catalysts, *Catal. Sci. Technol.*, 2017, **7**(5), 1086.
- 50 L. R. Winter, E. Gomez, B. Yan, S. Yao and J. G. Chen, Tuning Ni-catalyzed CO₂ hydrogenation selectivity via Ni-ceria support interactions and Ni-Fe bimetallic formation, *Appl. Catal., B*, 2018, **224**, 442.
- 51 G. D. Weatherbee and C. H. Bartholomew, Hydrogenation of CO₂ on group VIII metals: IV. Specific activities and selectivities of silica-supported Co, Fe, and Ru, *J. Catal.*, 1984, **87**(2), 352.
- 52 J. Zhu, G. Zhang, W. Li, X. Zhang, F. Ding, C. Song and X. Guo, Deconvolution of the Particle Size Effect on CO₂ Hydrogenation over Iron-Based Catalysts, *ACS Catal.*, 2020, **10**(13), 7424.
- 53 X. Chen, X. Su, B. Liang, X. Yang, X. Ren, H. Duan, Y. Huang and T. Zhang, Identification of relevant active sites and a mechanism study for reverse water gas shift reaction over Pt/CeO₂ catalysts, *J. Energy Chem.*, 2016, **25**(6), 1051.
- 54 S. Kattel, B. Yan, J. G. Chen and P. Liu, CO₂ hydrogenation on Pt, Pt/SiO₂ and Pt/TiO₂: Importance of synergy between Pt and oxide support, *J. Catal.*, 2016, **343**, 115.

- 55 S. S. Kim, H. H. Lee and S. C. Hong, A study on the effect of support's reducibility on the reverse water-gas shift reaction over Pt catalysts, *Appl. Catal., A*, 2012, **423–424**, 100.
- 56 S.-I. Fujita and N. Takezawa, Difference in the selectivity of CO and CO₂ methanation reactions, *Chem. Eng. J.*, 1997, **68**(1), 63.
- 57 M. A. A. Aziz, A. A. Jalil, S. Triwahyono and S. M. Sidik, Methanation of carbon dioxide on metal-promoted mesostructured silica nanoparticles, *Appl. Catal., A*, 2014, **486**, 115.
- 58 S. Kattel, B. Yan, Y. Yang, J. G. Chen and P. Liu, Optimizing Binding Energies of Key Intermediates for CO₂ Hydrogenation to Methanol over Oxide-Supported Copper, *J. Am. Chem. Soc.*, 2016, **138**(38), 12440.
- 59 A. Wang, J. Li and T. Zhang, Heterogeneous single-atom catalysis, *Nat. Rev. Chem.*, 2018, **2**(6), 65.
- 60 M. Dhiman and V. Polshettiwar, Supported Single Atom and Pseudo-Single Atom of Metals as Sustainable Heterogeneous Nanocatalysts, *ChemCatChem*, 2018, **10**(5), 881.
- 61 H. Zhao, S. Yao, M. Zhang, F. Huang, Q. Fan, S. Zhang, H. Liu, D. Ma and C. Gao, Ultra-Small Platinum Nanoparticles Encapsulated in Sub-50 nm Hollow Titania Nanospheres for Low-Temperature Water-Gas Shift Reaction, *ACS Appl. Mater. Interfaces*, 2018, **10**(43), 36954.
- 62 X. Zhao, H. Xu, X. Wang, Z. Zheng, Z. Xu and J. Ge, Monodisperse Metal-Organic Framework Nanospheres with Encapsulated Core-Shell Nanoparticles Pt/Au@Pd@{Co₂(oba)₄(3-bpdh)₂}₄H₂O for the Highly Selective Conversion of CO₂ to CO, *ACS Appl. Mater. Interfaces*, 2018, **10**(17), 15096.
- 63 X.-F. Yang, A. Wang, B. Qiao, J. Li, J. Liu and T. Zhang, Single-Atom Catalysts: A New Frontier in Heterogeneous Catalysis, *Acc. Chem. Res.*, 2013, **46**(8), 1740.
- 64 H. Zhang, G. Liu, L. Shi and J. Ye, Single-Atom Catalysts: Emerging Multifunctional Materials in Heterogeneous Catalysis, *Adv. Energy Mater.*, 2018, **8**(1), 1701343.
- 65 J. H. Kwak, L. Kovarik and J. Szanyi, CO₂ Reduction on Supported Ru/Al₂O₃ Catalysts: Cluster Size Dependence of Product Selectivity, *ACS Catal.*, 2013, **3**(11), 2449.
- 66 J. H. Kwak, L. Kovarik and J. Szanyi, Heterogeneous Catalysis on Atomically Dispersed Supported Metals: CO₂ Reduction on Multifunctional Pd Catalysts, *ACS Catal.*, 2013, **3**(9), 2094.
- 67 A. Aitbekova, L. Wu, C. J. Wrasman, A. Boubnov, A. S. Hoffman, E. D. Goodman, S. R. Bare and M. Cargnello, Low-Temperature Restructuring of CeO₂-Supported Ru Nanoparticles Determines Selectivity in CO₂ Catalytic Reduction, *J. Am. Chem. Soc.*, 2018, **140**(42), 13736.
- 68 J. C. Matsubu, V. N. Yang and P. Christopher, Isolated metal active site concentration and stability control catalytic CO₂ reduction selectivity, *J. Am. Chem. Soc.*, 2015, **137**(8), 3076.
- 69 S. Li, Y. Xu, Y. Chen, W. Li, L. Lin, M. Li, Y. Deng, X. Wang, B. Ge, C. Yang, *et al.*, Tuning the Selectivity of Catalytic Carbon Dioxide Hydrogenation over Iridium/Cerium Oxide Catalysts with a Strong Metal-Support Interaction, *Angew. Chem., Int. Ed.*, 2017, **56**(36), 10761.
- 70 Y. Wang, H. Arandiyani, J. Scott, K.-F. Aguey-Zinsou and R. Amal, Single Atom and Nanoclustered Pt Catalysts for Selective CO₂ Reduction, *ACS Appl. Energy Mater.*, 2018, **1**(12), 6781.
- 71 H. C. Wu, Y. C. Chang, J. H. Wu, J. H. Lin, I. K. Lin and C. S. Chen, Methanation of CO₂ and reverse water gas shift reactions on Ni/SiO₂ catalysts: the influence of particle size on selectivity and reaction pathway, *Catal. Sci. Technol.*, 2015, **5**(8), 4154.
- 72 B. Lu and K. Kawamoto, Preparation of monodispersed NiO particles in SBA-15, and its enhanced selectivity for reverse water gas shift reaction, *J. Environ. Chem. Eng.*, 2013, **1**(3), 300.
- 73 B. Lu and K. Kawamoto, Preparation of mesoporous CeO₂ and monodispersed NiO particles in CeO₂, and enhanced selectivity of NiO/CeO₂ for reverse water gas shift reaction, *Mater. Res. Bull.*, 2014, **53**, 70.
- 74 R. V. Gonçalves, L. L. R. Vono, R. Wojcieszak, C. S. B. Dias, H. Wender, E. Teixeira-Neto and L. M. Rossi, Selective hydrogenation of CO₂ into CO on a highly dispersed nickel catalyst obtained by magnetron sputtering deposition: A step towards liquid fuels, *Appl. Catal., B*, 2017, **209**, 240.
- 75 C. Vogt, E. Groeneveld, G. Kamsma, M. Nachtegaal, L. Lu, C. J. Kiely, P. H. Berben, F. Meirer and B. M. Weckhuysen, Unravelling structure sensitivity in CO₂ hydrogenation over nickel, *Nat. Catal.*, 2018, **1**(2), 127.
- 76 Y. Yan, Q. Wang, C. Jiang, Y. Yao, D. Lu, J. Zheng, Y. Dai, H. Wang and Y. Yang, Ru/Al₂O₃ catalyzed CO₂ hydrogenation: Oxygen-exchange on metal-support interfaces, *J. Catal.*, 2018, **367**, 194.
- 77 S. Liang, C. Hao and Y. Shi, The Power of Single-Atom Catalysis, *ChemCatChem*, 2015, **7**(17), 2559.
- 78 Z. Zhang, Y. Zhu, H. Asakura, B. Zhang, J. Zhang, M. Zhou, Y. Han, T. Tanaka, A. Wang, T. Zhang, *et al.*, Thermally stable single atom Pt/m-Al₂O₃ for selective hydrogenation and CO oxidation, *Nat. Commun.*, 2017, **8**, 16100.
- 79 P. Panagiotopoulou, Methanation of CO₂ over alkali-promoted Ru/TiO₂ catalysts: II. Effect of alkali additives on the reaction pathway, *Appl. Catal., B*, 2018, **236**, 162.
- 80 P. Chou and M. A. Vannice, Calorimetric heat of adsorption measurements on palladium: I. Influence of crystal size and support on hydrogen adsorption, *J. Catal.*, 1987, **104**(1), 1.
- 81 J. Martins, N. Batail, S. Silva, S. Rafik-Clement, A. Karelavic, D. P. Debecker, A. Chaumonnot and D. Uzio, CO₂ hydrogenation with shape-controlled Pd nanoparticles embedded in mesoporous silica: Elucidating stability and selectivity issues, *Catal. Commun.*, 2015, **58**, 11.
- 82 B. T. Loveless, C. Buda, M. Neurock and E. Iglesia, CO chemisorption and dissociation at high coverages during CO

- hydrogenation on Ru catalysts, *J. Am. Chem. Soc.*, 2013, **135**(16), 6107.
- 83 D. Beierlein, D. Häussermann, M. Pfeifer, T. Schwarz, K. Stöwe, Y. Traa and E. Klemm, Is the CO₂ methanation on highly loaded Ni-Al₂O₃ catalysts really structure-sensitive?, *Appl. Catal., B*, 2019, **247**, 200.
- 84 Y. Guo, S. Mei, K. Yuan, D.-J. Wang, H.-C. Liu, C.-H. Yan and Y.-W. Zhang, Low-Temperature CO₂ Methanation over CeO₂-Supported Ru Single Atoms, Nanoclusters, and Nanoparticles Competitively Tuned by Strong Metal-Support Interactions and H-Spillover Effect, *ACS Catal.*, 2018, **8**(7), 6203.
- 85 Q. Liu, B. Bian, J. Fan and J. Yang, Cobalt doped Ni based ordered mesoporous catalysts for CO₂ methanation with enhanced catalytic performance, *Int. J. Hydrogen Energy*, 2018, **43**(10), 4893.
- 86 L. Xu, X. Lian, M. Chen, Y. Cui, F. Wang, W. Li and B. Huang, CO₂ methanation over Co Ni bimetal-doped ordered mesoporous Al₂O₃ catalysts with enhanced low-temperature activities, *Int. J. Hydrogen Energy*, 2018, **43**(36), 17172.
- 87 H. Arandiyani, Y. Wang, J. Scott, S. Mesgari, H. Dai and R. Amal, In Situ Exsolution of Bimetallic Rh-Ni Nanoalloys: a Highly Efficient Catalyst for CO₂ Methanation, *ACS Appl. Mater. Interfaces*, 2018, **10**(19), 16352.
- 88 X. Shang, D. Deng, X. Wang, W. Xuan, X. Zou, W. Ding and X. Lu, Enhanced low-temperature activity for CO₂ methanation over Ru doped the Ni/CexZr(1-)/O₂ catalysts prepared by one-pot hydrolysis method, *Int. J. Hydrogen Energy*, 2018, **43**(14), 7179.
- 89 Q. Liu, S. Wang, G. Zhao, H. Yang, M. Yuan, X. An, H. Zhou, Y. Qiao and Y. Tian, CO₂ methanation over ordered mesoporous NiRu-doped CaO-Al₂O₃ nanocomposites with enhanced catalytic performance, *Int. J. Hydrogen Energy*, 2018, **43**(1), 239.
- 90 T. Burger, F. Koschany, O. Thomys, K. Köhler and O. Hinrichsen, CO₂ methanation over Fe- and Mn-promoted co-precipitated Ni-Al catalysts: Synthesis, characterization and catalysis study, *Appl. Catal., A*, 2018, **558**, 44.
- 91 H. Lu, X. Yang, G. Gao, J. Wang, C. Han, X. Liang, C. Li, Y. Li, W. Zhang and X. Chen, Metal (Fe, Co, Ce or La) doped nickel catalyst supported on ZrO₂ modified mesoporous clays for CO and CO₂ methanation, *Fuel*, 2016, **183**, 335.
- 92 C. Mebrahtu, F. Krebs, S. Perathoner, S. Abate, G. Centi and R. Palkovits, Hydrotalcite based Ni-Fe/(Mg, Al)Ox catalysts for CO₂ methanation – tailoring Fe content for improved CO dissociation, basicity, and particle size, *Catal. Sci. Technol.*, 2018, **8**(4), 1016.
- 93 B. Mutz, M. Belimov, W. Wang, P. Sprenger, M.-A. Serrer, D. Wang, P. Pfeifer, W. Kleist and J.-D. Grunwaldt, Potential of an Alumina-Supported Ni₃Fe Catalyst in the Methanation of CO₂: Impact of Alloy Formation on Activity and Stability, *ACS Catal.*, 2017, **7**(10), 6802.
- 94 B. Yan, B. Zhao, S. Kattel, Q. Wu, S. Yao, D. Su and J. G. Chen, Tuning CO₂ hydrogenation selectivity via metal-oxide interfacial sites, *J. Catal.*, 2019, **374**, 60.
- 95 M. Mihet and M. D. Lazar, Methanation of CO₂ on Ni/ γ -Al₂O₃: Influence of Pt, Pd or Rh promotion, *Catal. Today*, 2018, **306**, 294.
- 96 S. K. Beaumont, S. Alayoglu, C. Specht, W. D. Michalak, V. V. Pushkarev, J. Guo, N. Kruse and G. A. Somorjai, Combining in situ NEXAFS spectroscopy and CO(2) methanation kinetics to study Pt and Co nanoparticle catalysts reveals key insights into the role of platinum in promoted cobalt catalysis, *J. Am. Chem. Soc.*, 2014, **136**(28), 9898.
- 97 S. K. Beaumont, S. Alayoglu, C. Specht, N. Kruse and G. A. Somorjai, A nanoscale demonstration of hydrogen atom spillover and surface diffusion across silica using the kinetics of CO₂ methanation catalyzed on spatially separate Pt and Co nanoparticles, *Nano Lett.*, 2014, **14**(8), 4792.
- 98 Z. Ou, C. Qin, J. Niu, L. Zhang and J. Ran, A comprehensive DFT study of CO₂ catalytic conversion by H₂ over Pt-doped Ni catalysts, *Int. J. Hydrogen Energy*, 2019, **44**(2), 819.
- 99 M. C. Bacariza, R. Bértolo, I. Graça, J. M. Lopes and C. Henriques, The effect of the compensating cation on the catalytic performances of Ni/USY zeolites towards CO₂ methanation, *J. CO₂ Util.*, 2017, **21**, 280.
- 100 R. Büchel, A. Baiker and S. E. Pratsinis, Effect of Ba and K addition and controlled spatial deposition of Rh in Rh/Al₂O₃ catalysts for CO₂ hydrogenation, *Appl. Catal., A*, 2014, **477**, 93.
- 101 D. Heyl, U. Rodemerck and U. Bentrup, Mechanistic Study of Low-Temperature CO₂ Hydrogenation over Modified Rh/Al₂O₃ Catalysts, *ACS Catal.*, 2016, **6**(9), 6275.
- 102 M. D. Porosoff, J. W. Baldwin, X. Peng, G. Mpourmpakis and H. D. Willauer, Potassium-Promoted Molybdenum Carbide as a Highly Active and Selective Catalyst for CO₂ Conversion to CO, *ChemSusChem*, 2017, **10**(11), 2408.
- 103 B. Liang, H. Duan, X. Su, X. Chen, Y. Huang, X. Chen, J. J. Delgado and T. Zhang, Promoting role of potassium in the reverse water gas shift reaction on Pt/mullite catalyst, *Catal. Today*, 2017, **281**, 319.
- 104 X. Yang, X. Su, X. Chen, H. Duan, B. Liang, Q. Liu, X. Liu, Y. Ren, Y. Huang and T. Zhang, Promotion effects of potassium on the activity and selectivity of Pt/zeolite catalysts for reverse water gas shift reaction, *Appl. Catal., B*, 2017, **216**, 95.
- 105 J. A. H. Dreyer, P. Li, L. Zhang, G. K. Beh, R. Zhang, P. H. L. Sit and W. Y. Teoh, Influence of the oxide support reducibility on the CO₂ methanation over Ru-based catalysts, *Appl. Catal., B*, 2017, **219**, 715.
- 106 J. Díez-Ramírez, P. Sánchez, V. Kyriakou, S. Zafeiratos, G. E. Marnellos, M. Konsolakis and F. Dorado, Effect of support nature on the cobalt-catalyzed CO₂ hydrogenation, *J. CO₂ Util.*, 2017, **21**, 562.
- 107 H. Muroyama, Y. Tsuda, T. Asakoshi, H. Masitah, T. Okanishi, T. Matsui and K. Eguchi, Carbon dioxide methanation over Ni catalysts supported on various metal oxides, *J. Catal.*, 2016, **343**, 178.

- 108 L. R. Winter, R. Chen, X. Chen, K. Chang, Z. Liu, S. D. Senanayake, A. M. Ebrahim and J. G. Chen, Elucidating the roles of metallic Ni and oxygen vacancies in CO₂ hydrogenation over Ni/CeO₂ using isotope exchange and in situ measurements, *Appl. Catal., B*, 2019, **245**, 360.
- 109 A. Lechkar, A. Barroso Bogeat, G. Blanco, J. M. Pintado and M. Soussi el Begrani, Methanation of carbon dioxide over ceria-praseodymia promoted Ni-alumina catalysts. Influence of metal loading, promoter composition and alumina modifier, *Fuel*, 2018, **234**, 1401.
- 110 J. Lin, C. Ma, Q. Wang, Y. Xu, G. Ma, J. Wang, H. Wang, C. Dong, C. Zhang and M. Ding, Enhanced low-temperature performance of CO₂ methanation over mesoporous Ni/Al₂O₃-ZrO₂ catalysts, *Appl. Catal., B*, 2019, **243**, 262.
- 111 F. Meng, Z. Li, F. Ji and M. Li, Effect of ZrO₂ on catalyst structure and catalytic methanation performance over Ni-based catalyst in slurry-bed reactor, *Int. J. Hydrogen Energy*, 2015, **40**(29), 8833.
- 112 W. Nie, X. Zou, X. Shang, X. Wang, W. Ding and X. Lu, CeO₂-assisted Ni nanocatalysts supported on mesoporous γ -Al₂O₃ for the production of synthetic natural gas, *Fuel*, 2017, **202**, 135.
- 113 I. Iglesias, A. Quindimil, F. Mariño, U. De-La-Torre and J. R. González-Velasco, Zr promotion effect in CO₂ methanation over ceria supported nickel catalysts, *Int. J. Hydrogen Energy*, 2019, **44**(3), 1710.
- 114 G. Zhou, H. Liu, K. Cui, A. Jia, G. Hu, Z. Jiao, Y. Liu and X. Zhang, Role of surface Ni and Ce species of Ni/CeO₂ catalyst in CO₂ methanation, *Appl. Surf. Sci.*, 2016, **383**, 248.
- 115 X. Nie, H. Wang, W. Li, Y. Chen, X. Guo and C. Song, DFT insight into the support effect on the adsorption and activation of key species over Co catalysts for CO₂ methanation, *J. CO₂ Util.*, 2018, **24**, 99.
- 116 Q. Pan, J. Peng, T. Sun, D. Gao, S. Wang and S. Wang, CO₂ methanation on Ni/Ce_{0.5}Zr_{0.5}O₂ catalysts for the production of synthetic natural gas, *Fuel Process. Technol.*, 2014, **123**, 166.
- 117 Q. Pan, J. Peng, S. Wang and S. Wang, In situ FTIR spectroscopic study of the CO₂ methanation mechanism on Ni/Ce_{0.5}Zr_{0.5}O₂, *Catal. Sci. Technol.*, 2014, **4**(2), 502.
- 118 F.-M. Sun, C.-F. Yan, Z.-D. Wang, C.-Q. Guo and S.-L. Huang, Ni/Ce-Zr-O catalyst for high CO₂ conversion during reverse water gas shift reaction (RWGS), *Int. J. Hydrogen Energy*, 2015, **40**(46), 15985.
- 119 X. Liu, C. Kunkel, P. Ramírez de la Piscina, N. Homs, F. Viñes and F. Illas, Effective and Highly Selective CO Generation from CO₂ Using a Polycrystalline α -Mo₂C Catalyst, *ACS Catal.*, 2017, **7**(7), 4323.
- 120 H.-S. Na, J.-O. Shim, S.-Y. Ahn, W.-J. Jang, K.-W. Jeon, H.-M. Kim, Y.-L. Lee, K.-J. Kim and H.-S. Roh, Effect of precipitation sequence on physicochemical properties of CeO₂ support for hydrogen production from low-temperature water-gas shift reaction, *Int. J. Hydrogen Energy*, 2018, **43**(37), 17718.
- 121 T. Sakpal and L. Lefferts, Structure-dependent activity of CeO₂ supported Ru catalysts for CO₂ methanation, *J. Catal.*, 2018, **367**, 171.
- 122 Q. Lin, X. Y. Liu, Y. Jiang, Y. Wang, Y. Huang and T. Zhang, Crystal phase effects on the structure and performance of ruthenium nanoparticles for CO₂ hydrogenation, *Catal. Sci. Technol.*, 2014, **4**(7), 2058.
- 123 A. Kim, C. Sanchez, G. Patriarche, O. Ersen, S. Moldovan, A. Wisnet, C. Sassoeye and D. P. Debecker, Selective CO₂ methanation on Ru/TiO₂ catalysts: unravelling the decisive role of the TiO₂ support crystal structure, *Catal. Sci. Technol.*, 2016, **6**(22), 8117.
- 124 A. Kim, D. P. Debecker, F. Devred, V. Dubois, C. Sanchez and C. Sassoeye, CO₂ methanation on Ru/TiO₂ catalysts: On the effect of mixing anatase and rutile TiO₂ supports, *Appl. Catal., B*, 2018, **220**, 615.
- 125 Y. Lin, Y. Zhu, X. Pan and X. Bao, Modulating the methanation activity of Ni by the crystal phase of TiO₂, *Catal. Sci. Technol.*, 2017, **7**(13), 2813.
- 126 E. S. Gnanakumar, N. Chandran, I. V. Kozhevnikov, A. Grau-Atienza, E. V. Ramos Fernández, A. Sepulveda-Escribano and N. R. Shiju, Highly efficient nickel-niobia composite catalysts for hydrogenation of CO₂ to methane, *Chem. Eng. Sci.*, 2019, **194**, 2.
- 127 K. Zhao, W. Wang and Z. Li, Highly efficient Ni/ZrO₂ catalysts prepared via combustion method for CO₂ methanation, *J. CO₂ Util.*, 2016, **16**, 236.
- 128 Y. Zhang, Z. Zhang, X. Yang, R. Wang, H. Duan, Z. Shen, L. Li, Y. Su, R. Yang, Y. Zhang, *et al.*, Tuning selectivity of CO₂ hydrogenation by modulating the strong metal-support interaction over Ir/TiO₂ catalysts, *Green Chem.*, 2020, **22**(20), 6855–6861.
- 129 R. Lippi, S. C. Howard, H. Barron, C. D. Easton, I. C. Madsen, L. J. Waddington, C. Vogt, M. R. Hill, C. J. Sumby, C. J. Doonan, *et al.*, Highly active catalyst for CO₂ methanation derived from a metal organic framework template, *J. Mater. Chem. A*, 2017, **5**(25), 12990.
- 130 Z.-W. Zhao, X. Zhou, Y.-N. Liu, C.-C. Shen, C.-Z. Yuan, Y.-F. Jiang, S.-J. Zhao, L.-B. Ma, T.-Y. Cheang and A.-W. Xu, Ultrasmall Ni nanoparticles embedded in Zr-based MOFs provide high selectivity for CO₂ hydrogenation to methane at low temperatures, *Catal. Sci. Technol.*, 2018, **8**(12), 3160.
- 131 E. Lam, J. J. Corral-Perez, K. Larmier, G. Noh, P. Wolf, A. Comas-Vives, A. Urakawa and C. Coperet, CO₂ Hydrogenation on Cu/Al₂O₃: Role of the Metal/Support Interface in Driving Activity and Selectivity of a Bifunctional Catalyst, *Angew. Chem., Int. Ed.*, 2019, **58**(39), 13989.
- 132 F. Liao, Y. Huang, J. Ge, W. Zheng, K. Tedsree, P. Collier, X. Hong and S. C. Tsang, Morphology-dependent interactions of ZnO with Cu nanoparticles at the materials' interface in selective hydrogenation of CO₂ to CH₃OH, *Angew. Chem., Int. Ed.*, 2011, **50**(9), 2162.
- 133 X. Yang, S. Kattel, S. D. Senanayake, J. A. Boscoboinik, X. Nie, J. Graciani, J. A. Rodriguez, P. Liu, D. J. Stacchiola and J. G. Chen, Low Pressure CO₂ Hydrogenation to

- Methanol over Gold Nanoparticles Activated on a CeO_x/TiO₂ Interface, *J. Am. Chem. Soc.*, 2015, **137**(32), 10104.
- 134 C. Kim, S. Hyeon, J. Lee, W. D. Kim, D. C. Lee, J. Kim and H. Lee, Energy-efficient CO₂ hydrogenation with fast response using photoexcitation of CO₂ adsorbed on metal catalysts, *Nat. Commun.*, 2018, **9**(1), 3027.
- 135 L. Lin, K. Wang, K. Yang, X. Chen, X. Fu and W. Dai, The visible-light-assisted thermocatalytic methanation of CO₂ over Ru/TiO(2-x)N_x, *Appl. Catal., B*, 2017, **204**, 440.
- 136 B. Zhao, B. Yan, Z. Jiang, S. Yao, Z. Liu, Q. Wu, R. Ran, S. D. Senanayake, D. Weng and J. G. Chen, High selectivity of CO₂ hydrogenation to CO by controlling the valence state of nickel using perovskite, *Chem. Commun.*, 2018, **54**(53), 7354.
- 137 A. M. Abdel-Mageed, S. Eckle and R. J. Behm, High Selectivity of Supported Ru Catalysts in the Selective CO Methanation-Water Makes the Difference, *J. Am. Chem. Soc.*, 2015, **137**(27), 8672.
- 138 H. Arandiyani, K. Kani, Y. Wang, B. Jiang, J. Kim, M. Yoshino, M. Rezaei, A. E. Rowan, H. Dai and Y. Yamauchi, Highly Selective Reduction of Carbon Dioxide to Methane on Novel Mesoporous Rh Catalysts, *ACS Appl. Mater. Interfaces*, 2018, **10**(30), 24963.
- 139 N. Liu, M. Xu, Y. Yang, S. Zhang, J. Zhang, W. Wang, L. Zheng, S. Hong and M. Wei, Au^{δ-}-Ov-Ti³⁺ Interfacial Site: Catalytic Active Center toward Low-Temperature Water Gas Shift Reaction, *ACS Catal.*, 2019, **9**(4), 2707.
- 140 H. Tang, Y. Su, B. Zhang, A. F. Lee, M. A. Isaacs, K. Wilson, L. Li, Y. Ren, J. Huang, M. Haruta, *et al.*, Classical strong metal-support interactions between gold nanoparticles and titanium dioxide, *Sci. Adv.*, 2017, **3**(10), e1700231.
- 141 X. Zhang, P. Yan, B. Zhao and Z. C. Zhang, Identification of electron-rich mononuclear Ni atoms on TiO₂-A distinguished from Ni particles on TiO₂-R in guaiacol hydrodeoxygenation pathways, *Catal. Sci. Technol.*, 2020, DOI: 10.1039/d0cy01720e, DOI: 10.1039/d0cy01720e.
- 142 J. Lin, A. Wang, B. Qiao, X. Liu, X. Yang, X. Wang, J. Liang, J. Li, J. Liu and T. Zhang, Remarkable performance of Ir₁/FeO(x) single-atom catalyst in water gas shift reaction, *J. Am. Chem. Soc.*, 2013, **135**(41), 15314.
- 143 Y. Chen, S. Ji, W. Sun, W. Chen, J. Dong, J. Wen, J. Zhang, Z. Li, L. Zheng, C. Chen, *et al.*, Discovering Partially Charged Single-Atom Pt for Enhanced Anti-Markovnikov Alkene Hydrosilylation, *J. Am. Chem. Soc.*, 2018, **140**(24), 7407.
- 144 H. Wei, X. Liu, A. Wang, L. Zhang, B. Qiao, X. Yang, Y. Huang, S. Miao, J. Liu and T. Zhang, FeO_x-supported platinum single-atom and pseudo-single-atom catalysts for chemoselective hydrogenation of functionalized nitroarenes, *Nat. Commun.*, 2014, **5**, 5634.
- 145 R. Lang, T. Li, D. Matsumura, S. Miao, Y. Ren, Y. T. Cui, Y. Tan, B. Qiao, L. Li, A. Wang, *et al.*, Hydroformylation of Olefins by a Rhodium Single-Atom Catalyst with Activity Comparable to RhCl(PPh₃)₃, *Angew. Chem., Int. Ed.*, 2016, **55**(52), 16054.
- 146 B. Qiao, J.-X. Liang, A. Wang, C.-Q. Xu, J. Li, T. Zhang and J. J. Liu, Ultrastable single-atom gold catalysts with strong covalent metal-support interaction (CMSI), *Nano Res.*, 2015, **8**(9), 2913.
- 147 A. M. Abdel-Mageed, B. Rungtaweeworanit, M. Parlinska-Wojtan, X. Pei, O. M. Yaghi and R. J. Behm, Highly Active and Stable Single-Atom Cu Catalysts Supported by a Metal-Organic Framework, *J. Am. Chem. Soc.*, 2019, **141**(13), 5201.
- 148 A. Peremans, K. Fukutani, K. Mase and Y. Murata, CO and CO⁺ photodesorption from Pt(001) at 193 nm, *Phys. Rev. B: Condens. Matter Mater. Phys.*, 1993, **47**(7), 4135.
- 149 X. Guo, J. Yoshinobu and J. T. Yates, Photon-induced desorption of CO chemisorbed on the oxidized Ni(111) surface, *J. Chem. Phys.*, 1990, **92**(7), 4320.
- 150 H. Nakatsuji, H. Morita, H. Nakai, Y. Murata and K. Fukutani, Theoretical study on the photostimulated desorption of CO from a Pt surface, *J. Chem. Phys.*, 1996, **104**(2), 714.
- 151 H. Aizawa and S. Tsuneyuki, First-principles investigation of photo-induced desorption of CO and NO from Pt(111), *Surf. Sci.*, 1996, **363**(1), 223.
- 152 J. A. Rodriguez, P. Liu, D. J. Stacchiola, S. D. Senanayake, M. G. White and J. G. Chen, Hydrogenation of CO₂ to Methanol: Importance of Metal-Oxide and Metal-Carbide Interfaces in the Activation of CO₂, *ACS Catal.*, 2015, **5**(11), 6696.
- 153 D. Duprez, in *Studies in Surface Science and Catalysis*, ed. C. Li and Q. Xin, Elsevier, 1997, vol. 112.
- 154 S. Kattel, B. Yan, Y. Yang, J. G. Chen and P. Liu, Optimizing Binding Energies of Key Intermediates for CO₂ Hydrogenation to Methanol over Oxide-Supported Copper, *J. Am. Chem. Soc.*, 2016, **138**(38), 12440.
- 155 X. Wang, H. Shi, J. H. Kwak and J. Szanyi, Mechanism of CO₂ Hydrogenation on Pd/Al₂O₃ Catalysts: Kinetics and Transient DRIFTS-MS Studies, *ACS Catal.*, 2015, **5**(11), 6337.
- 156 T. Jin, T. Okuhara, G. J. Mains and J. M. White, Temperature-programmed desorption of carbon monoxide and carbon dioxide from platinum/ceria: an important role for lattice oxygen in carbon monoxide oxidation, *J. Phys. Chem.*, 1987, **91**(12), 3310.
- 157 C. E. Hori, H. Permana, K. Y. S. Ng, A. Brenner, K. More, K. M. Rahmoeller and D. Belton, Thermal stability of oxygen storage properties in a mixed CeO₂-ZrO₂ system, *Appl. Catal., B*, 1998, **16**(2), 105.
- 158 C. E. Hori, A. Brenner, K. Y. Simon Ng, K. M. Rahmoeller and D. Belton, Studies of the oxygen release reaction in the platinum-ceria-zirconia system, *Catal. Today*, 1999, **50**(2), 299.
- 159 F. Dong, A. Suda, T. Tanabe, Y. Nagai, H. Sobukawa, H. Shinjoh, M. Sugiura, C. Descorme and D. Duprez, Dynamic oxygen mobility and a new insight into the role

- of Zr atoms in three-way catalysts of Pt/CeO₂-ZrO₂, *Catal. Today*, 2004, **93–95**, 827.
- 160 E. M. Sadvskaya, Y. A. Ivanova, L. G. Pinaeva, G. Grasso, T. G. Kuznetsova, A. van Veen, V. A. Sadykov and C. Mirodatos, Kinetics of Oxygen Exchange over CeO₂-ZrO₂ Fluorite-Based Catalysts, *J. Phys. Chem. A*, 2007, **111**(20), 4498.
- 161 A. Bueno-López, K. Krishna and M. Makkee, Oxygen exchange mechanism between isotopic CO₂ and Pt/CeO₂, *Appl. Catal., A*, 2008, **342**(1), 144.