



Cite this: *Green Chem.*, 2020, **22**, 5317

## Tetracoordinate borates as catalysts for reductive formylation of amines with carbon dioxide†

Xiaolin Jiang,<sup>a,b</sup> Zijun Huang,<sup>a,c</sup> Mohamed Makha,<sup>a</sup> Chen-Xia Du,<sup>d</sup> Dongmei Zhao,<sup>\*b</sup> Fang Wang<sup>\*a</sup> and Yuehui Li<sup>†a</sup>

We report sodium trihydroxyaryl borates as the first robust tetracoordinate organoboron catalysts for reductive functionalization of CO<sub>2</sub>. These catalysts, easily synthesized from condensing boronic acids with metal hydroxides, activate main group element–hydrogen (E–H) bonds efficiently. In contrast to BX<sub>3</sub> type boranes, boronic acids and metal-BAR<sub>4</sub> salts, under transition metal-free conditions, sodium trihydroxyaryl borates exhibit high reactivity of reductive *N*-formylation toward a variety of amines (106 examples), including those with functional groups such as ester, olefin, hydroxyl, cyano, nitro, halogen, MeS–, ether groups, etc. The over-performance to catalyze formylation of challenging pyridyl amines affords a promising alternative method to the use of traditional formylation reagents. Mechanistic investigation supports electrostatic interactions as the key for Si/B–H activation, enabling alkali metal borates as versatile catalysts for hydroborylation, hydrosilylation, and reductive formylation/methylation of CO<sub>2</sub>.

Received 22nd May 2020,  
Accepted 1st July 2020

DOI: 10.1039/d0gc01741h

rsc.li/greenchem

### Introduction

Boron-based catalysts such as BF<sub>3</sub>, HB(C<sub>6</sub>F<sub>5</sub>)<sub>2</sub> (Piers borane), B(C<sub>6</sub>F<sub>5</sub>)<sub>3</sub>, Corey–Bakshi–Shibata oxazaborolidine reduction catalysts, boron nitrides, boronic acids, borinic acids, etc. are widely used in organic synthesis and/or industrial applications.<sup>1–4</sup> In procedures using boron-based catalysts and related borylation reactions, tetradentate borates are known as key intermediates formed due to the Lewis acidity of boron atoms originating from the existence of empty 2p orbitals.<sup>5–7</sup> Here, these borate intermediates are treated as active species assisting the chemical reactions (Fig. 1a).

CO<sub>2</sub> reduction with functionalization for the preparation of formamides and methylated amines represents one of the most important ways to incorporate CO<sub>2</sub> into organic mole-

cules as C1 building blocks. Other than the use of transition metal catalysts,<sup>8–12</sup> non-covalent weak interactions such as van der Waals interactions and hydrogen and halogen bondings are widely involved weak forces in organo-activation of chemical bonds.<sup>13–15</sup> In this respect, although quite many types of transition metal-free catalysts were shown to be active in the title reaction,<sup>16</sup> the principle governing transition metal-free catalysis mainly relies on acid–base interactions between the catalyst and the reductant. For instance, FLPs (Frustrated Lewis Pairs) are used as efficient and successful catalysts to activate small molecules including even dihydrogens.<sup>17,18</sup> Therefore, the use of strong acids or bases tends to be the preferred choice to activate main group element–H (E–H) bonds.

<sup>a</sup>State Key Laboratory for Oxo Synthesis and Selective Oxidation, Suzhou Research Institute of LICP, Center for Excellence in Molecular Synthesis, Lanzhou Institute of Chemical Physics (LICP), Chinese Academy of Sciences, Lanzhou 730000, P.R. China. E-mail: fwang@licp.cas.cn, yhli@licp.cas.cn

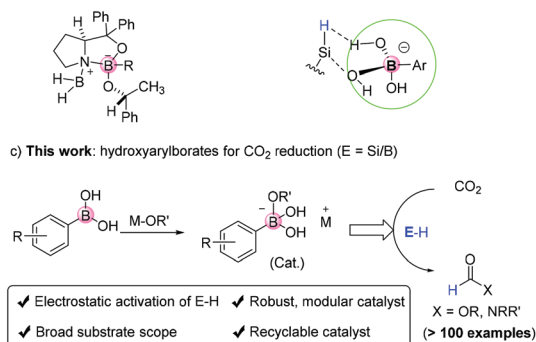
<sup>b</sup>Key Laboratory of Structure-Based Drug Design & Discovery of Ministry of Education, Shenyang Pharmaceutical University, Shenyang 110016, P.R. China. E-mail: dongmeiz-67@163.com

<sup>c</sup>College of Chemistry and Chemical Engineering, Hunan Institute of Engineering, Xiangtan 411104, P.R. China

<sup>d</sup>College of Chemistry and Molecular Engineering, Zhengzhou University, Zhengzhou 450001, P.R. China

† Electronic supplementary information (ESI) available: Experimental details and characterization of all compounds and copies of <sup>1</sup>H and <sup>13</sup>C NMR for the new compounds. CCDC 1971981. For ESI and crystallographic data in CIF or other electronic format see DOI: 10.1039/d0gc01741h

a) CBS reduction intermediate      b) Design of anionic catalyst to active Si–H



**Fig. 1** Metal hydroxyaryl borates for activation of E–H to selectively reduce CO<sub>2</sub>.

However, these known systems often suffer from limited substrate scope drawbacks, especially for acidic or basic groups containing substrates (*e.g.* phenolic, pyridyl amines).

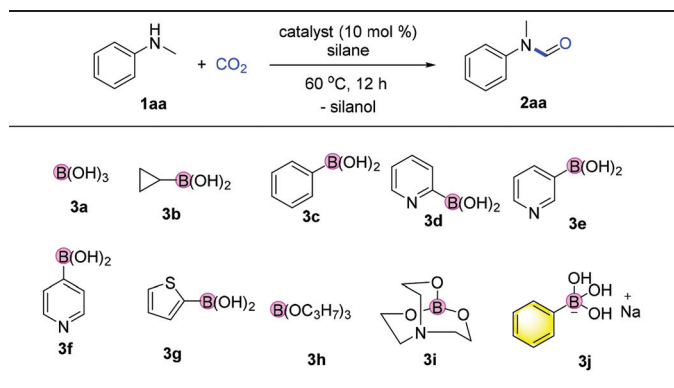
Electrostatic catalysis refers to substrate activation by catalysts *via* electrostatic interactions.<sup>19–21</sup> This strategy is a late emerging approach to activate the B–H bond with the recent report by Hirao and Kinjo *et al.* on elegant reduction of ketone/aldehyde/CO<sub>2</sub> using diazadiborinine compounds as pre-catalysts.<sup>22</sup> However, to the best of our knowledge, there is no previous report on the use of metal borates for Si–H activation and reductive functionalization of CO<sub>2</sub>, even though they contain multiple functional sites such as acidic protons, basic oxygen atoms, and aryl groups possibly useful for catalysis. Our design strategy stems from the use of aryl boronate base catalysts to activate Si–H through electrostatic interactions, which in turn reacts with acidic CO<sub>2</sub> to form the silyl formate reagent required for *N*-formylation (Fig. 1b). Such electrostatic interactions induce hydride transfer to affect hydrosilylation of CO<sub>2</sub> and form silyl formates. Herein, we demonstrate the use of transition metal-free arylborates, well-known Suzuki coupling reagents, for efficient catalytic reduction of CO<sub>2</sub> and selective *N*-formylation/methylation of a broad scope of aromatic and aliphatic amines (Fig. 1c).

## Results and discussion

Formates and formamides are ever present functionalities in many drug intermediates, fine chemicals, polymer materials, *etc.*<sup>23</sup> From the multitude of methods for the preparation of formamides, direct *N*-H formylation using CO<sub>2</sub> in the presence of reductants represents the most viable approach.<sup>24–27</sup> Generally, selective formylation of primary amines is always challenging because of possible formation of di-formylated or methylated by-products, and moreover occurrence of serious over-reduction or side-reactions of functional groups in complex amine substrates. In our continuing interest on CO<sub>2</sub> utilization and of using hydrosilane as the reductant<sup>28–32</sup> and boronic acid as the catalyst,<sup>33</sup> we considered the use of boron-containing compounds as the catalyst for the *N*-formylation of amines.

Initial investigation of *N*-formylation of aniline with CO<sub>2</sub> in the presence of hydrosilanes was examined (Table 1). Surprisingly, we found that boronic acids **3a–c** were ineffective for *N*-formylation even though aromatic boronic acids were used for the hydrosilylation reduction of amides.<sup>34</sup> Boronic acids bearing pyridyl groups were beneficial, although only low yields were obtained (Table 1, entries 5–7). The exploration of other aromatic heterocyclic boronic acids and borate esters was unsuccessful (Table 1, entries 8–10). To our delight, when ionic sodium trihydroxyphenyl borate **3j** was used, moderate reactivity could be achieved (Table 1, entry 11). The increase in temperature to 100 °C led to a higher yield of 88%, while lower yields were obtained when other types of silanes or solvents were used (Table 1, entries 11–16). We believe that the aggregation and shielding of hydridic silanes around the catalyst

**Table 1** Discovery of the new borate catalyst<sup>a</sup>



Entry	Catalyst	Yield <sup>b</sup> (%)	Entry	Catalyst	Yield <sup>b</sup> (%)
1	—	0	9	<b>3h</b>	<3
2	<b>3a</b>	0	10	<b>3i</b>	<3
3	<b>3b</b>	0	11	<b>3j</b>	48
4	<b>3c</b>	0	12 <sup>c</sup>	<b>3j</b>	68
5	<b>3d</b>	9	13 <sup>d</sup>	<b>3j</b>	88
6	<b>3e</b>	5	14 <sup>e</sup>	<b>3j</b>	25
7	<b>3f</b>	0	15 <sup>f</sup>	<b>3j</b>	20
8	<b>3g</b>	<3	16 <sup>g</sup>	<b>3j</b>	Trace

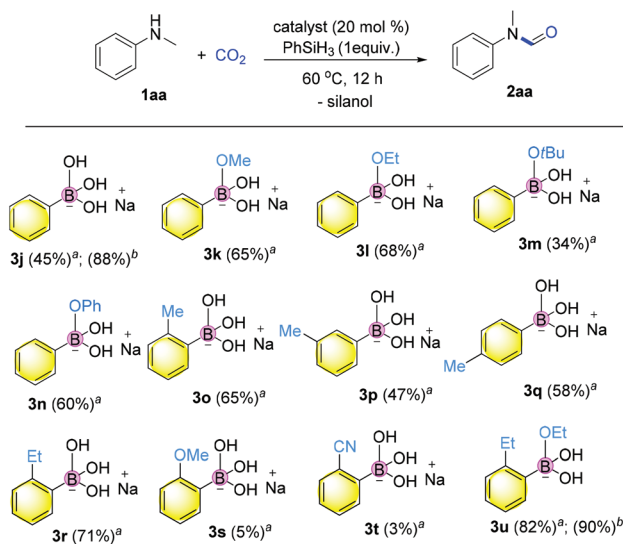
<sup>a</sup> Reaction conditions: **1aa** (0.2 mmol, 1 equiv.), catalyst (0.02 mmol, 10 mol%), phenylsilane (0.2 mmol, 1 equiv.), CO<sub>2</sub> (0.25 MPa) in diglyme (diethylene glycol dimethyl ether, 1 mL) at 60 °C for 12 h.

<sup>b</sup> Yields determined based on GC analysis using *n*-hexadecane as an internal standard. <sup>c</sup> Reaction carried out at 100 °C. <sup>d</sup> Reaction carried out using 2 equiv. of phenylsilane at 100 °C. <sup>e</sup> Using 5 equiv. of PMHS (polymethylhydrosiloxane) at 100 °C for 12 h. <sup>f</sup> Reaction carried out at 100 °C with THF (tetrahydrofuran) as the solvent. <sup>g</sup> Toluene as the solvent.

induce hydride transfer to CO<sub>2</sub>. Furthermore, the choice of hydrophobic diglyme as the solvent is effective for the adsorption of CO<sub>2</sub> in the presence of amines.<sup>35</sup> Notably, such a kind of catalyst working under heating conditions in polar solvents implies special activation mode different from that of the known  $\sigma$ -hole catalysis.<sup>36</sup> Notably, when 1.0 gram of *N*-methylaniline was used as the substrate, the desired product **2aa** was obtained in 86% yield (1.1 gram) under the optimized conditions.

As shown in the work of Hall *et al.*, aromatic borates (such as sodium trihydroxyphenyl borates and phenoxy-dialkoxy borates) were elegantly applied into base-free Pd-catalysed Suzuki coupling reactions.<sup>37,38</sup> Here, we highlight that the use of such compounds as catalysts for E–H bond activation has never been reported nor discussed before this work.<sup>39</sup> Metal borates are known as core structures of natural products (*e.g.* boromycin),<sup>40</sup> Lewis acid catalysts,<sup>41,42</sup> and boron “ate” complex related reaction intermediates.<sup>43,44</sup> However, borates are unstable/reactive intermediates in these reactions.

Hence, we embarked on a systematic study probing the catalytic activity of various borates to confirm the reliability of catalysis using borates, and ultimately further discover more efficient catalysts. As shown in Fig. 2, a variety of sodium aromatic borates were conveniently prepared by *in situ* mixing aromatic boronic acids with NaOH or sodium alkoxides.<sup>45,46</sup> It is



**Fig. 2** Screening of the sodium arylborates. <sup>a</sup> Reaction conditions: **1aa** (0.2 mmol, 1 equiv.), catalyst (0.04 mmol, 20 mol%), phenylsilane (0.2 mmol, 1 equiv.),  $\text{CO}_2$  (0.25 MPa) in diglyme at 60 °C for 12 h. <sup>b</sup> Phenylsilane (0.4 mmol, 2 equiv.) at 100 °C for 12 h. Yield of **2aa** shown in brackets was determined by GC analysis using *n*-hexadecane as an internal standard. The catalyst was prepared quantitatively from the *in situ* reaction of aryl boronic acids with the base.

interesting that different reactivities were observed depending on the counterbase used. Specifically, when MeONa, EtONa, *t*BuONa or PhONa was used as the counter base (catalyst **3k**–**3n**), the yields ranging from 34 to 68% were obtained, with catalyst **3l** from EtONa giving better reactivity. Meanwhile, *ortho*-substitution by alkyl groups on the aryl ring influenced the reactivity significantly with methyl substitution to form **3o** giving the highest yield of the desired product of 65%. *meta* or *para*-substitution with the methyl group decreased the reactivity (47–58% yields).

Finally, when catalyst **3u** was used, the highest yield of 82% was achieved. When catalyst loading (10 mol%) was lowered at elevated temperature, higher yields were obtained for both **3j** and **3u**. Notably, in principle, an unlimited number of metal aromatic borate type compounds could be obtained by combining different aromatic boronic acids with metal hydroxides/alkoxides. To the best of our knowledge, metal borates have never been used for catalytic reduction reactions. We also compared the reactivity of other types of boron-containing compounds. As shown in Table 2, only the use of borate **3r** led to high reactivity under similar conditions. Even the use of the strong base NaOH or strong Lewis acids such as  $\text{BF}_3$  or  $\text{B}(\text{C}_6\text{F}_5)_3$  resulted in poor reactivity for the desired reaction, with significant amounts of aniline starting materials being recovered.

Substrate–catalyst activation *via* weak interactions could be tested by NMR techniques. Therefore,  $^1\text{H}$  NMR measurements of mixtures of  $\text{CO}_2$ ,  $\text{PhSiH}_3$  or *N*-Me aniline, individually with **3j** were performed (see the ESI†). Initially, when **3j** was added to  $\text{PhSiH}_3$ , chemical shift changes of Si–H of  $\text{PhSiH}_3$  and C–H

**Table 2** Comparison of different acids or bases with **3r**

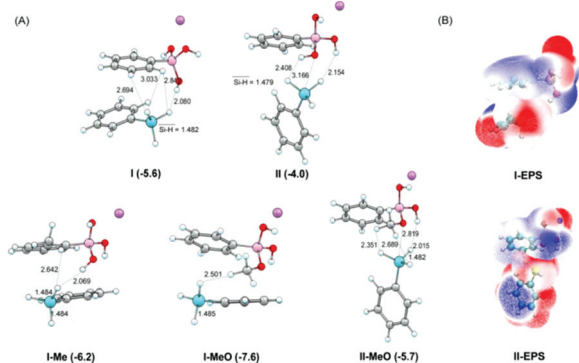
Entry	Catalyst	Yield ( <b>2aa</b> )
1		71%
2		NR
3	NaOH	Trace
4	$\text{BF}_3$	NR
5	$\text{B}(\text{C}_6\text{F}_5)_3$	NR
6	$\text{NaBPh}_4$	Trace
7	$\text{NaBH}_4$	16%

Reaction conditions: **1aa** (0.2 mmol, 1 equiv.), catalyst (0.04 mmol, 20 mol%), phenylsilane (0.2 mmol, 1 equiv.),  $\text{CO}_2$  (0.25 MPa) in diglyme (1 mL) at 60 °C for 12 h. Yields determined by GC analysis using *n*-hexadecane as an internal standard.

on the phenyl ring of **3j** were not observed (Si–H at 4.03 ppm for  $\text{PhSiH}_3$ ). Control experiments suggested that borates could be stabilized by silane molecules. Specifically, without silane,  $\text{CO}_2$  reacts with the borate salt **3j** to form free phenyl boronic acid and  $\text{NaHCO}_3$ . In contrast, with  $\text{PhSiH}_3$ , no decomposition of **3j** occurred in the presence of  $\text{CO}_2$ . This result suggests the occurrence of weak interactions (not able to be detected in the  $^1\text{H}$  NMR time scale) between silane and borate catalysts offering a protective shield to the borate catalyst from decomposition by  $\text{CO}_2$ . In this respect, silane might be activated *via* the stabilization of the borate catalyst with the formation of the energized favored intermediate. Regarding the role of alkali metal cation (*i.e.*  $\text{Na}^+$ ), no influence on reactivity was observed in the reaction of *N*-Me aniline with **3j** in the presence of other alkali metals such as CsCl, LiCl or KCl. Hence, we envision that the borate anion plays a key role in the activation of Si–H bonds.

Moreover, in  $^1\text{H}$  NMR experiments, B–H formation was undetected unlike with the recent development of alkali metal hydridotriphenylborate catalysts for the hydroboration of  $\text{CO}_2$  *via* B–H and B–OR interconversion.<sup>7</sup> Therefore, we advance the involvement of weak interactions seemingly weaker than classical hydrogen bonding. Meanwhile, it is interesting to note that in the Pd-catalysed Suzuki coupling reaction of acyl chlorides or aryl iodides with sodium trihydroxyphenylborate, the presence of  $\text{PhSiH}_3$  strongly suppressed the C–C coupling reaction. This result implies that the interaction between silanes and borates influences the original coupling reaction (Fig. S1, see the ESI†).

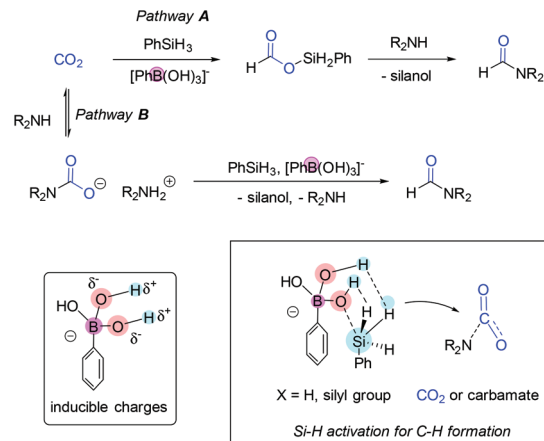
To further understand the mechanism, density functional theory (DFT) calculations on the interaction of silanes with borates were examined. It is suggested that the weak attraction between borate catalysts and hydrosilanes is through



**Fig. 3** DFT-calculated interaction modes. (A) Optimized complex structures of sodium aryl borates (**3j**, **3k**, and **3o**) with phenylsilane at the M06-2X-D3/6-311G(d, p) level of theory in solvent. Values in parenthesis denote the binding energies (in kcal mol<sup>-1</sup>) calculated at the DSD-PBEP86/def2-TZVPP level in solvent. Bond lengths are in Å. (B) Electrostatic potential map for the catalyst-silane interaction.

Si-H...H-O, Si-H...H-C and Si...O interactions, **I** and **II** as illustrated in Fig. 3. The stabilized energy is in the range of 4–5 kcal mol<sup>-1</sup> belonging to the energy strength of electrostatic interactions. Besides, the electrostatic potential map illustrated in Fig. 3 also suggests that the negatively charged hydride of phenylsilane interacts with the positively charged hydrogen atoms connected with oxygen atoms and carbon atoms in sodium aryl borates. This is also consistent with the results of NMR experiments that interactions weaker than hydrogen bonding could exist and were undetectable in the <sup>1</sup>H NMR time scale. Besides, as mentioned above, the presence of the methyl group at the *ortho*-position of the boron (catalyst **3o**) or the methoxy group on the boron atom (catalyst **3k**) increased the reaction efficiency significantly. From the DFT study, it is clear that the CH<sub>3</sub> moiety interacts with hydride of silane. The Si-H...H-O and Si-H...H-C distances are shortened in comparison with those in **I** and **II**. Moreover, the binding energies are -7.6, -5.7, and -6.2 kcal mol<sup>-1</sup> for **I-MeO**, **II-MeO**, and **I-Me**, while they are -5.6 and -4.0 kcal mol<sup>-1</sup> for **I** and **II**, respectively (Table S5<sup>†</sup>). These results demonstrate that the interactions between PhSiH<sub>3</sub> and sodium aromatic borates are effectively strengthened by the introduction of the methoxy group on the boron atom or *ortho*-methyl substitution to boron, being beneficial for the activation of Si-H bonds for the key CO<sub>2</sub> reduction step. The present results rationalize the experimental findings.

From the experimental results and theoretical studies, we propose that the ionic borate moiety of sodium phenyl trihydroxy borate could interact with hydrosilane selectively *via* electrostatic interactions (Fig. 4). This is a key step for CO<sub>2</sub> reduction to give silyl formate intermediates, which further undergo an additive substitution reaction with amine substrates to give the desired formamide product (pathway A). Besides, the formation of carbamate intermediates followed by reduction to give the formamide product is also possible (pathway B). The use of borates to promote the activation of

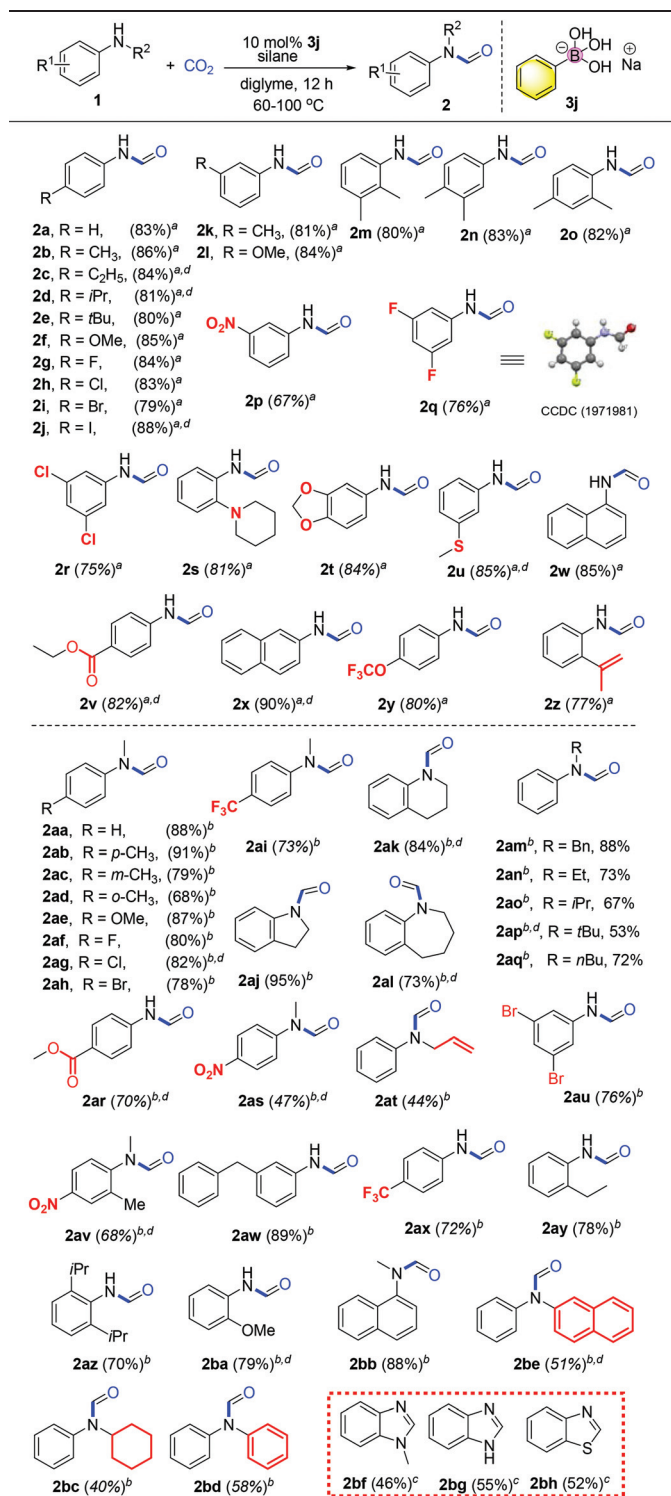


**Fig. 4** Proposed reaction mechanism.

the Si-H or B-H bond is unique. In addition, it is suggested that the non-coordinating nature of tetrahedral borate makes them suitable for tasks that involve ion-pairing with sensitive organometallic complexes or reactive cationic intermediates.

With the optimized reaction conditions in hand, investigation of the substrate scope was performed. Firstly, different aromatic aniline substrates were tested (Table 3). It was found that good to excellent reactivity and selectivity for the desired *N*-formylation reaction was achieved for most aromatic primary amines at 60 °C, with occasionally aromatic primary amines requiring 100 °C. Electron donating aromatic amines such as Me, Et, *i*Pr, *t*Bu, di-Me, MeS and OMe derivatives afforded the desired compounds (**2b-f**, **2k-o**, and **2u**) in 80–86% yields respectively. The reaction also underwent smooth conversion with electron-withdrawing aromatic amine substituents such as F, Cl, Br, I, CF<sub>3</sub>, 3,5-di-F, 3,5-di-Cl and NO<sub>2</sub> to afford the desired compounds (**2g-j** and **2p-r**) in 70–88% yields. To our surprise, the reaction gave the desired compounds **2z** in 77% yields using allylamine without affecting the double bond which is often sensitive to reductants. Fortunately, this method was also successful in the *N*-formylation of amines which contain piperidyl (**2s**, 81% yield), oxygen heterocyclic (**2t**, 84%), ester (**2v**, 82%), trifluoromethoxy (**2y**, 80%) and naphthalene derivatives showing good to excellent reactivity (**2w-x**, 85–90% yields).

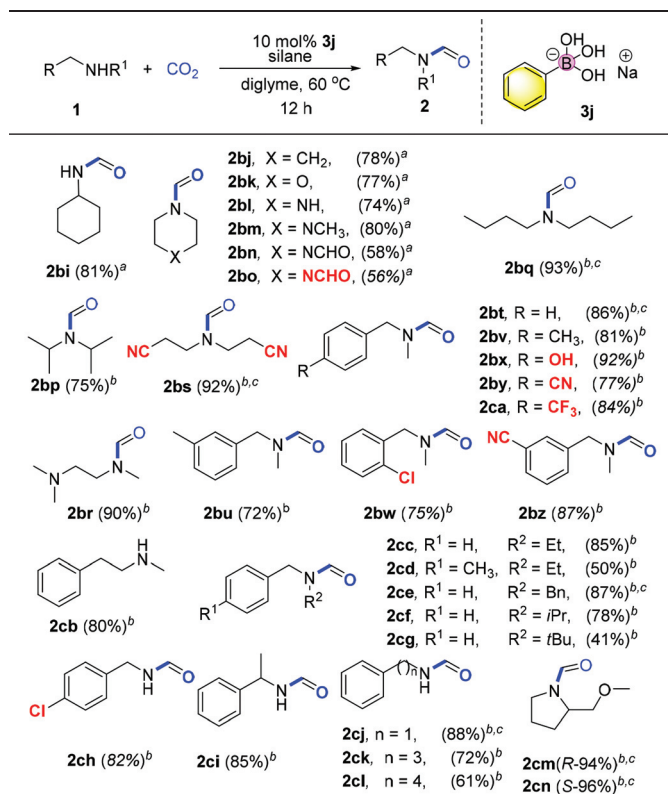
In light of the success with aromatic primary amine derivatives, we extended the scope to aromatic secondary amine substrates, as also presented in Table 3. To our delight, the reactions also underwent smooth conversion to afford the expected *N*-formylated product. Similar to aromatic primary amines, aromatic secondary amines also exhibit functional group tolerance and exhibit good to excellent reactivity. The reaction underwent smooth conversion regardless of electron-withdrawing and electron-donating substituents affording the desired compounds in good to excellent yields (**2ab-ac**, **2ae-ai**, 73%–91%). Conversely, we find that the product conversion is slightly lowered with the *ortho* position substituted substrate, presumably due to steric hindrance **2ad** (68% yield).

Table 3 *N*-Formylation of aromatic amines<sup>a</sup>

<sup>a</sup> Reaction conditions: **1** (0.2 mmol, 1 equiv.), catalyst (0.02 mmol, 10 mol%), phenylsilane (0.4 mmol, 2 equiv.), CO<sub>2</sub> (0.25 MPa) in diglyme (1 mL) at 60 °C for 12 h. <sup>b</sup> Phenylsilane (0.4 mmol, 2 equiv.) at 100 °C for 12 h. <sup>c</sup> Phenylsilane (0.4 mmol, 2 equiv.) at 100 °C for 24 h. <sup>d</sup> Yields determined based on GC analysis using *n*-hexadecane as an internal standard. Other yields refer to isolated yields.

Heterocyclic secondary amines were also amenable for this transformation and converted to the corresponding carboxamide products in good to excellent yields (**2aj–al**, 73–95%). For alkylated secondary amines, we found that the length and branching of the carbon chain of the alkyl substituent on the N atom has influence on the yield. For instance, amine substrates with sterically hindered isopropyl or *t*-butyl substituents afford desired products with lower yields, while side reaction methylation products increase (**2an–aq**, 53–73%). Moderate yields were obtained when secondary amine substrates (substituted *N*-methylanilines) bearing electron withdrawing substituents (**2ar–as**, 47–70%). Notably, the presence of the nitro group often inhibits *N*-formylation using CO<sub>2</sub> in previous reports. Substituted amines (anilines) with either electron donating or electron withdrawing groups afforded the desired products in moderate to good yields (**2ba**, 79%; **2au–2az**, 68–89%). Secondary alkenyl amine allylphenylamine was also transformed into the corresponding formylated products in lower moderate yield (**2at**, 44%). Secondary amines bearing bulky substituents regarded incompatible for such transformations also afforded the desired products in moderate yields (**2bc–be**, 40–58%). Lastly, when the substrate is an *ortho*-diamine, the corresponding benzimidazole or benzothiazole compounds were formed in moderate yields (**2bf**, 46%; **2bg**, 55%; **2bh**, 52%). Here, it is important to note that at elevated temperature, the catalyst remained stable after the reaction showing the robustness of the borate catalyst in this catalytic system. With respect to the concept of green chemistry, the development of reusable heterogeneous catalysts is highly attractive.<sup>47</sup> In our system, the catalyst recycling test shows that the catalytic activity remains high after reusing twice with the yields of the desired product obtained as 88%, 75%, and 70% respectively.

We further investigated a wide range of aliphatic amines (Table 4). Reactions with both aliphatic and benzylic primary and secondary amines afforded the corresponding formylated products in good to excellent yields, including substrates with bulky *t*Bu group substitution. Notably, functional groups such as ether, nitrile, cyclopropyl, halogen, phenol and trifluoromethyl groups were well tolerated. Cyclohexamine, benzylamine, aminopropylbenzene and aminobutylbenzene were converted successfully to *N*-formylated derivatives in good to excellent yields (**2bi**, 81%; **2cj–cl**, 61–88%). Cyclic heterocyclic amines aza-cyclohexane, oxazine and piperazines afforded the desired products in moderate to good yields (**2bj–bo**, 56–80%). Di-alkylated amine substrates, *N*-butyl amines, di-isopropylamines, *N,N,N*-trimethyl diaminoethanes and bis(2-cyanoethyl)amines were transformed in excellent yields (**2bp–bs**, 75–93%). *N*-Methyl benzylamine and derivatives bearing electron-withdrawing or electron-donating groups were also amenable for this transformation in good yields (**2bt–cd**, 72–92%). It is interesting to note that aminomethyl phenol **2bx** undergoes chemoselective *N*-formylation smoothly. *N*-Substituted benzylamines with various alkyl groups (ethyl, isopropyl, butyl and benzyl) gave the corresponding *N*-formylated products in moderate yields with bulky *t*-butyl one at the lower end of the range

Table 4 *N*-Formylation of aliphatic amines<sup>a</sup>

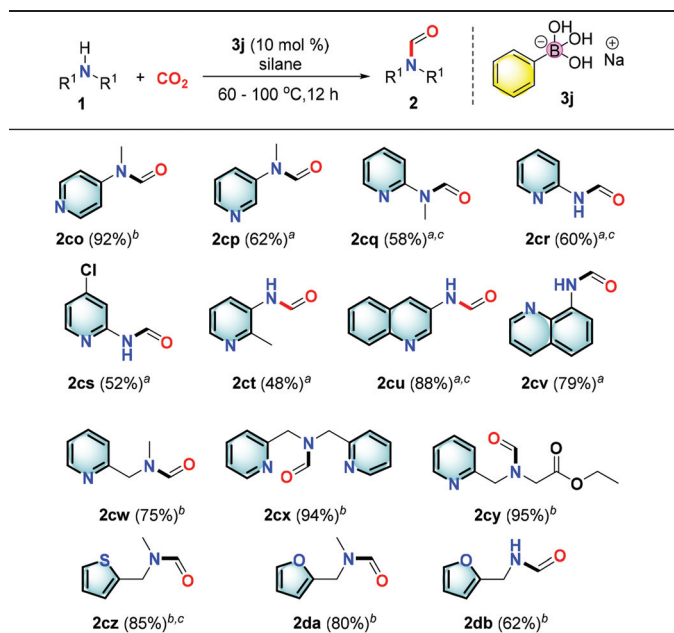
<sup>a</sup> Reaction conditions: **1** (0.2 mmol, 1 equiv.), catalyst (0.02 mmol, 10 mol%), phenylsilane (0.3 mmol, 1.5 equiv.), CO<sub>2</sub> (0.25 MPa) in diglyme (1 mL) at 60 °C for 12 h. <sup>b</sup> Phenylsilane (0.2 mmol, 1 equiv.). <sup>c</sup> Yields refer to isolated yield. Other yields determined based on GC analysis using *n*-hexadecane as an internal standard.

(**2cc**, **2ce–cg**, 41–87%). Reactions of chiral substrates (*S*- and (*R*)-2-pyrrolidinemethyl-methyl ether (**2cn**, **2cm**) proceeded smoothly with the chiral properties maintained in the product.

Pyridine based derivatives represent key motifs in drugs and fine chemicals including ligands for catalysis. It is noteworthy to mention that the presence of the pyridyl group is always problematic in catalytic transformations. Satisfactorily, we found that heterocyclic substrates such as substituted aminopyridine and derivatives could be transformed into the desired product in good to excellent yields (**2co–ct**, 48%–92%; Table 5). Notably, the Meyers formylating agent **2cq** was produced in 58% yield.<sup>48a</sup> These results implied that a new mechanism pathway is involved to have the basic pyridine group well tolerated.

Moreover, we successfully transformed more complex structures such as quinolinamine and pyridinemethanamine derivatives in excellent yields (**2cu–cy**, 75–95%). Also, the reaction of thiophenemethylamines or furarylmethylamines afforded the desired products in good yields (**2cz–db**, 62–85%).

To further demonstrate the usefulness of this new method, the *N*-formylation of valuable pyridyl amines<sup>48b</sup> **3co** and primary amine **2t** was carried out using the known non-catalytic methods<sup>49</sup> to demonstrate the applicability of this work

Table 5 Application to the synthesis of heteroaromatic formamides<sup>a</sup>

<sup>a</sup> Reaction conditions: **1** (0.2 mmol, 1 equiv.), catalyst (0.02 mmol, 10 mol%), phenylsilane (0.3 mmol, 1.5 equiv.), CO<sub>2</sub> (0.25 MPa) in diglyme (1 mL) at 60 °C for 12 h. <sup>b</sup> Phenylsilane (0.2 mmol, 1 equiv.). <sup>c</sup> Yields refer to isolated yield. Other yields determined based on GC analysis using *n*-hexadecane as an internal standard.

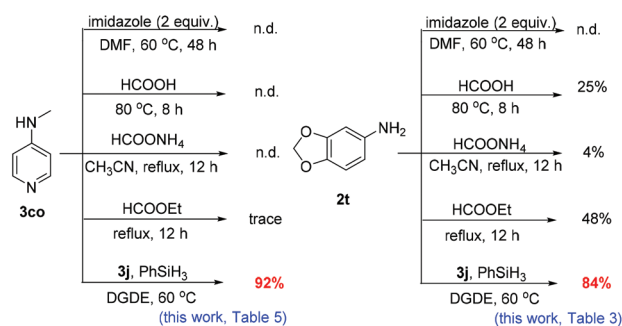


Fig. 5 Comparison results of borate-catalysis approach with non-catalytic methods.

(Fig. 5). Notably, the presence of the pyridyl group is often problematic to the transition metal catalysed reactions that proceed *via* the formation of metal-H species. Most of the tested non-catalytic methods were unsuccessful and only trace amounts of the product were observed using ethyl formate for the formylation of **3co** (Fig. 5). Also for the reaction of **2t**, poorer yields were obtained compared to the approach of this work based on borate **3j** and PhSiH<sub>3</sub>. The generality of this approach is unprecedented as shown above for substrate scope tolerance. Interestingly, in spite of the presence of the basic pyridyl group or the acidic phenolic group, good reactivity was maintained. This is in striking contrast to the known base-acid interaction strategy.

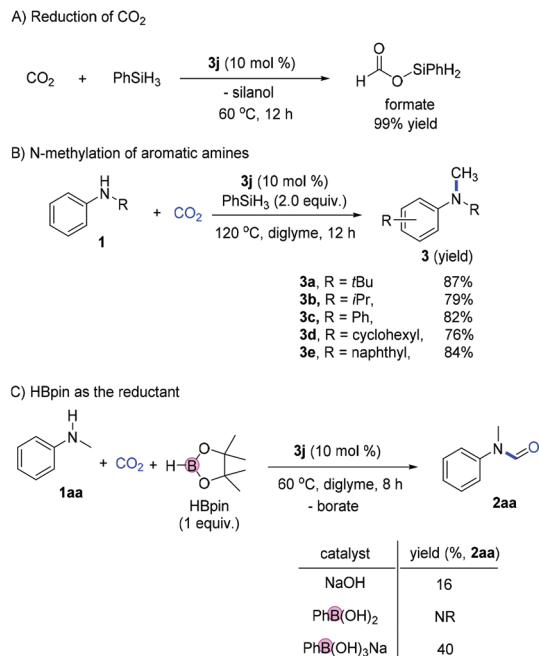


Fig. 6 Further applications of reduction, N-methylation and activation of hydroborane.

The control experiment for the reduction of CO<sub>2</sub> in the absence of amines gave the silyl formate product in high yield (99%; Fig. 6A). At slightly higher temperatures, the reductive N-methylation using CO<sub>2</sub> was also achieved with good reactivity (76–87 yields; Fig. 6B). To further prove the activation of main group element–hydrogen bonds using ionic borates, the catalytic formylation of amines using hydroborane was performed. Using HBpin as the reductant, the formylation of N-Me aniline proceeded smoothly giving the desired product in 89% yield. Similarly, when phenyl boronic acid or NaOH was used as the catalyst, much lower reactivity was observed (Fig. 6C).

## Conclusions

This work developed a general methodology of transition metal-free pathway based on alkali metal arylborate electrostatic catalysts for hydroborylation, hydrosilylation, and reductive formylation/methylation of CO<sub>2</sub>. Sodium trihydroxyphenylborate was found to be a superior catalyst in the activation of main group element–hydrogen bonds. This method of N-formylation is broad in scope applicable to both aromatic and aliphatic amine substrates (total 106 examples), especially the unexplored pyridyl amine substrates. Notably, this is the first example of using hydroxyborate for catalytic reductions of carbon dioxide for N-formylation/methylation reactions. Experimental data and DFT calculations show that the action of catalysts is presumably through the dual activation of Si and H atoms in hydrosilane as proposed in the mechanism.

## Experimental

### General procedure for reductive formylation of amines with CO<sub>2</sub>

To a 4 mL sealing tube in a nitrogen-filled glovebox, the substrate (0.2 mmol), **3j** and phenylsilane were added followed by addition of solvent diglyme (1 mL). Then, the tube was sealed, taken out of the glovebox and placed into the autoclave. The autoclave was sealed and purged three times with CO<sub>2</sub> gas, then pressurized to 2.5 atm. Lastly, the autoclave was heated at 60–100 °C for 12 h with stirring. After the reaction finished, the autoclave was cooled to room temperature and the pressure was carefully released. The yield was determined by GC analysis or the product was purified by silica gel giving the isolated yield.

### Conflicts of interest

There are no conflicts to declare.

### Acknowledgements

The authors acknowledge the financial support of this work by the NSFC (21633013 and 91745104) and the NSF of the Jiangsu Province (BK20180248).

### Notes and references

- R. Deloux and M. Srebnik, *Chem. Rev.*, 1993, **93**, 763–784.
- P. Eisenberger and C. M. Crudden, *Dalton Trans.*, 2017, **46**, 4874–4887.
- J. W. B. Fyfe and A. J. B. Watson, *Chem*, 2017, **3**, 31–55.
- D. G. Hall, *Chem. Soc. Rev.*, 2019, **48**, 3475–3496.
- E. J. Corey and C. J. Helal, *Angew. Chem., Int. Ed.*, 1998, **37**, 1986–2012.
- J. H. Docherty, J. Peng, A. P. Dominey and S. P. Thomas, *Nat. Chem.*, 2017, **9**, 595–600.
- D. Mukherjee, H. Osseili, T. P. Spaniol and J. Okuda, *J. Am. Chem. Soc.*, 2016, **138**, 10790–10793 and the literatures cited in.
- C. D. N. Gomes, O. Jacquet, C. Villiers, P. Thuéry, M. Ephritikhine and T. Cantat, *Angew. Chem., Int. Ed.*, 2012, **51**, 187–190.
- L. Zhang, Z. Han, X. Zhao, Z. Wang and K. Ding, *Angew. Chem., Int. Ed.*, 2015, **54**, 6186–6189.
- T. V. Nguyen, W. J. Yoo and S. Kobayashi, *Angew. Chem., Int. Ed.*, 2015, **54**, 9209–9212.
- X. Frogneux, O. Jacquet and T. Cantat, *Catal. Sci. Technol.*, 2014, **4**, 1529–1533.
- H. Liu, Q. Mei, Q. Xu, J. Song, H. Liu and B. Han, *Green Chem.*, 2017, **19**, 196–201.
- (a) J. P. Guthrie, *Chem. Biol.*, 1996, **3**, 163–170; (b) A. G. Doyle and E. N. Jacobsen, *Chem. Rev.*, 2007, **107**,

- 5713–5743; (c) H. Konishi, T. Y. Lam, J. P. Malerich and S. P. Nolan, *Org. Lett.*, 2010, **12**, 2028–2031.
- 14 (a) F. Niu, L. Zhang, S.-Z. Luo and W.-G. Song, *Chem. Commun.*, 2010, **46**, 1109–1111; (b) P. Nagorny and Z. Sun, *Beilstein J. Org. Chem.*, 2016, **12**, 2834–2848.
- 15 (a) S. Li, G. Li, W. Meng and H. Du, *J. Am. Chem. Soc.*, 2016, **138**, 12956–12962; (b) W. Wang, H. Zhu, S. Liu, Z. Zhao, L. Zhang, J. Hao and Y. Wang, *J. Am. Chem. Soc.*, 2019, **141**, 9175–9179.
- 16 X.-F. Liu, X.-Y. Li, C. Qiao, H.-C. Fu and L.-N. He, *Angew. Chem., Int. Ed.*, 2017, **56**, 7425–7429 and the literatures cited in.
- 17 X. Ren and H. Du, *J. Am. Chem. Soc.*, 2016, **138**, 810–813.
- 18 D. W. Stephan, *J. Am. Chem. Soc.*, 2015, **137**, 10018–10032.
- 19 S. Scheiner, *Noncovalent Forces*, Springer, 2015.
- 20 A. Barrozo, F. Duarte, P. Bauer, A. T. P. Carvalho and S. C. L. Kamerlin, *J. Am. Chem. Soc.*, 2015, **137**, 9061–9076.
- 21 A. Warshel, P. K. Sharma, M. Kato, Y. Xiang, H. Liu and M. H. M. Olsson, *Chem. Rev.*, 2006, **106**, 3210–3235.
- 22 D. Wu, R. Wang, Y. Li, R. Ganguly, H. Hirao and R. Kinjo, *Chem*, 2017, **3**, 134–151.
- 23 T. M. E. Dine, D. Evans, J. Rouden and J. Blanchet, *Chem. – Eur. J.*, 2016, **22**, 5894–5898.
- 24 O. Jacquet, C. D. N. Gomes, M. Ephritikhine and T. Cantat, *J. Am. Chem. Soc.*, 2012, **134**, 2934–2937.
- 25 L. Hao, Y. Zhao, B. Yu, Z. Yang, H. Zhang, B. Han, X. Gao and Z. Liu, *ACS Catal.*, 2015, **5**, 4989–4993.
- 26 H. Lv, Q. Xing, C. Yue, Z. Lei and F. Li, *Chem. Commun.*, 2016, **52**, 6545–6548.
- 27 (a) W.-D. Li, D.-Y. Zhu, G. Li, J. Chen and J.-B. Xia, *Adv. Synth. Catal.*, 2019, **361**, 5098–5104; (b) B. Dong, L. Wang, S. Zhao, R. Ge, X. Song, Y. Wang and Y. Gao, *Chem. Commun.*, 2016, **52**, 7082–7085.
- 28 Z. Huang, X. Jiang, S. Zhou, P. Yang, C.-X. Du and Y. Li, *ChemSusChem*, 2019, **12**, 3054–3059.
- 29 H. Wang, Y. Dong, C. Zheng, C. A. Sandoval, M. Makha and Y. Li, *Chem*, 2018, **4**, 2883–2893.
- 30 Y. Li, X. Fang, K. Junge and M. Beller, *Angew. Chem., Int. Ed.*, 2013, **52**, 9568–9571.
- 31 Y. Li, L.-Q. Lu, S. Das, S. Pisiewicz, K. Junge and M. Beller, *J. Am. Chem. Soc.*, 2012, **134**, 18325–18329.
- 32 Y. Li, S. Das, S. Zhou, K. Junge and M. Beller, *J. Am. Chem. Soc.*, 2012, **134**, 9727–9732.
- 33 Y. Li, J. A. Molina de La Torre, K. Grabow, U. Bentrup, K. Junge, S. Zhou, A. Brückner and M. Beller, *Angew. Chem., Int. Ed.*, 2013, **52**, 11577–11580.
- 34 K. Revunova and G. I. Nikonov, *Dalton Trans.*, 2015, **44**, 840–866.
- 35 A. V. Rayer, P. D. Mobley, M. Soukri, T. R. Gohndrone, J. Tanthana, J. Zhou and M. Lail, *Chem. Eng. J.*, 2018, **348**, 514–525.
- 36 W. Wang, H. Zhu, S. Liu, Z. Zhao, L. Zhang, J. Hao and Y. Wang, *J. Am. Chem. Soc.*, 2019, **141**, 9175–9179.
- 37 M. Paladino, M. Boghi and D. G. Hall, *Eur. J. Org. Chem.*, 2019, 6566–6570.
- 38 (a) A. Modak, J. Mondal, M. Sasidharan and A. Bhaumik, *Green Chem.*, 2011, **13**, 1317–1331; (b) M. Odachowski, A. Bonet, S. Essafi, P. Conti-Ramsden, J. N. Harvey, D. Leonori and V. K. Aggarwal, *J. Am. Chem. Soc.*, 2016, **138**, 9521–9532.
- 39 Sodium arylborates could also be conveniently prepared in situ by the reaction of boroxines with NaOH in aqueous solution, see the related important progress: K. Aelvoet, A. S. Batsanov, A. J. Blatch, C. Grosjean, L. G. F. Patrick, C. A. Smethurst and A. Whiting, *Angew. Chem., Int. Ed.*, 2008, **47**, 768–770.
- 40 J. D. White, M. A. Avery, S. C. Choudhry, O. P. Dhingra, B. D. Gray, M. C. Kang, S. C. Kuo and A. J. Whittle, *J. Am. Chem. Soc.*, 1989, **111**, 790–792.
- 41 C.-C. Chang, B.-S. Liao and S.-T. Liu, *Synlett*, 2007, 283–287.
- 42 M. Uyanik, D. Nakashima and K. Ishihara, *Angew. Chem., Int. Ed.*, 2012, **51**, 9093–9096.
- 43 K. Yang, F. Zhang, T. Fang, G. Zhang and Q. Song, *Angew. Chem., Int. Ed.*, 2019, **58**, 13421–13426.
- 44 Z. He, Y. Hu, C. Xia and C. Liu, *Org. Biomol. Chem.*, 2019, **17**, 6099–6113.
- 45 C. L. Fields, *Thermochim. Acta*, 1974, **8**, 239–248.
- 46 A. N. Cammidge, V. H. M. Goddard, H. Gopee, N. L. Harrison, D. L. Hughes, C. J. Schubert, B. M. Sutton, G. L. Watts and A. J. Whitehead, *Org. Lett.*, 2006, **8**, 4071–4074.
- 47 H. Lv, W. Wang and F. Li, *Chem. – Eur. J.*, 2018, **24**, 16588–16594.
- 48 (a) D. Comins and A. I. Meyers, *Synthesis*, 1978, 403–404; (b) C. W. Holyoke Jr., *PCT Appl. No 2018208595*, 2018.
- 49 C. J. Gerack and L. McElwee-White, *Molecules*, 2014, **19**, 7689–7713.