



Cite this: *Green Chem.*, 2019, **21**, 1866

Future opportunities for bio-based adhesives – advantages beyond renewability

Lydia Alexandra Heinrich 

Bio-based materials are attracting more and more attention in all fields due to their improved environmental footprint and due to the independence from petroleum resources that comes with their use. This is also true in the field of adhesives, where renewable materials from biopolymers to monomers derived from renewable resources are increasingly investigated. However, their sustainability is rarely a sufficient argument for their commercialisation, especially if the new materials cannot be implemented as drop-in replacements for existing technology. The aim of this review is therefore to point out the advantages that bio-based materials can bring to adhesives compared to their petroleum-based counterparts beyond their renewability. Specifically, new functionalities through novel molecular architectures, the advantages of vegetable oils such as hydrophobicity, reduced human and environmental toxicity and the performance of bio-based compared to petroleum-based adhesives are covered.

Received 30th November 2018,
Accepted 22nd March 2019

DOI: 10.1039/c8gc03746a

rsc.li/greenchem

Introduction

Due to an increasing environmental awareness and the growing need to decrease dependence on petroleum resources, much attention has been paid to the possibilities of synthesising polymeric materials from bio-based, renewable resources.¹ Where adhesive technology is concerned, this has led to a renewed interest in traditionally bio-based binders, such as starch or renewable rubber, but also to the application of more

recent technologies such as the use of modified vegetable oils or lignin derivatives for binder synthesis.²

A wide ground of adhesive technologies can today be covered using renewable materials, which may show an equal or better performance than their commercial, petroleum-based counterparts. However, the mere fact that renewables are used in a product is often not a sufficient argument for its commercialisation, especially when additional costs are associated with either the materials or their implementation, *i.e.* when they are not drop-in replacements for current technology.³

Notwithstanding, the use of plant-based materials can induce properties that were not previously possible, for example due to new structural elements, high monomer functionalities and the high molecular weight of starting materials, which favour the formation of densely cross-linked networks and adhesion to a variety of substrates.⁴

Examples for interesting bio-based building blocks include vegetable oils, which can increase adhesive hydrophobicity and therefore water resistance, but also biopolymers such as proteins, polysaccharides and lignin as well as bio-based monomers such as isosorbide and itaconic acid, which can improve the performance of petroleum-based adhesives in a variety of ways.

This short review aims to highlight the advantages bio-based materials can bring to adhesives beyond their renewability, and to provide a guide across the spectrum of adhesive types to match specific needs and opportunities.

Overview of different adhesive types

The term adhesive covers a wide range of materials, and while the function is always to bond separate substances, this is achieved through a variety of mechanisms and to very different

Fraunhofer WKI Institute for Wood Research, Bienroder Weg 54E, 38108 Braunschweig, Germany. E-mail: lydia.heinrich@wki.fraunhofer.de



Lydia Alexandra Heinrich

Lydia Heinrich is a researcher at the Fraunhofer WKI Institute for Wood Research in Brunswick, Germany. She is currently developing new bio-based adhesives with a focus on the renewable resource lignin. In 2017, she completed her PhD at the University of Lyon in France under the supervision of Prof. Bruno Andrioletti working on the synthesis of bio-based polyester resins for coil coating applications. She obtained her Master

of Chemistry degree in 2013 from the University of Edinburgh, Scotland.



Table 1 Overview over different types of adhesives

Type	Mechanism of hardening	Examples for compounds used
Solution/dispersion	Evaporation of solvent/water	Polyvinyl acetates, polyurethanes, acrylates, rubber
Hotmelt	Cooling	Polyamides, saturated polyester, ethylene vinyl acetates
1-Component	External impulse, <i>i.e.</i> water, temperature, UV-light	Polyurethanes, silanes, cyanoacrylates, condensation resins (phenol formaldehyde, urea formaldehyde, melamine formaldehyde), acrylates
2-Component	Mixing of the components	Epoxides, polyurethanes, methacrylates
Pressure sensitive adhesives	Retain tackiness	Acrylates, rubber

specifications.⁵ The adhesive joint usually contains a polymeric substance that is connected to the substrate through chemical bonds, physiochemical attractions and physical interlinking. The fashion in which this polymer is applied is equally as important as its chemical composition because it determines the conditions under which the application must take place and therefore the possible end uses. It also influences factors such as the spreading of the adhesive on the substrate and the area of contact, which in turn have a big impact on the adhesive forces that can be developed.⁶ The different types of adhesives are summarised in Table 1.

Some, though progressively fewer, adhesives are applied in solution. The solvent subsequently evaporates to give the final joint. Due to environmental concerns dispersions, in which the polymer is suspended in water, are becoming a popular alternative. Both solvent-based adhesives and dispersion adhesives can be based on polyvinyl acetates, polyurethanes, acrylates, and natural and synthetic rubber.⁷

Another method of application is used for hotmelt adhesives. The main advantage of hotmelt adhesives is the short time in which bonding is achieved, and they are therefore usually chosen for processes that require a high throughput. The polymer is melted and applied while hot, and the joint is hardened simply by the cooling of the adhesive. Hotmelt adhesives are generally based on thermoplastic polymers such as polyamides, saturated polyesters and ethylene-vinyl acetate copolymers.⁸

Finally, there are adhesives that are applied before the polymer is completely formed. The joint is hardened through a chemical reaction of the components, and the adhesives are therefore termed reactive adhesives. They are further characterised into 1-component reactive adhesives, in which all reactive components are present in one component, and 2-component reactive adhesives, in which the reactive substances are mixed only shortly prior to the application.⁹

In the former type, the crosslinking reaction that forms the adhesive joint is generally triggered by an external impulse, such as water for polyurethanes, silane adhesives and cyanoacrylates, the absence of air for anaerobic adhesives or high temperature for condensation resins such as phenol formaldehyde, urea formaldehyde or melamine formaldehyde adhesives. Condensation resins are frequently used in the wood construction industry for bonding wood and wood composite materials.¹⁰ Another example are acrylates, cured through ultra-violet light (UV), which activates a photo-

initiator compound that starts a radical polymerisation reaction.

2-Component reactive adhesives can be based on epoxides, polyurethanes or methacrylates. While epoxides and polyurethanes undergo addition reactions, methacrylates like acrylates undergo radical polymerisation, in this case started by mixing with an initiator compound.¹¹ The different adhesive classes are not always completely distinct, as there can be hybrids such as reactive hotmelt adhesives. These contain a mixture of polymers, one of which cools down quickly while the other undergoes further chemical reaction, combining the fast application of hotmelt adhesives with the superior cohesion and durability of reactive adhesives.⁵

A last, somewhat separate class of adhesives are pressure sensitive adhesives, which are differentiated because they do not harden but retain their tackiness throughout the service life, and rely heavily on non-covalent interactions with the substrate. Pressure sensitive adhesives are often based on acrylates, rubbers and UV-curing polymers, and are used for example in adhesive tapes and labels.¹²

Motivations for the use of sustainable adhesives

In recent years, there has been an increasing drive in the entire chemical industry to improve the sustainability of processes and products. This is due on one hand to the environmental awareness of customers and the ensuing regulations and on the other to the looming shortage of oil from which many chemicals are derived and the associated threat of petroleum price volatility. In the adhesive industry, this has manifested itself most notably in the switch from solvent- to water-based or high solid adhesives, and in the renewed interest in traditional natural adhesive materials such as polysaccharides and proteins.¹³

Another incentive for producing adhesives based on renewable materials is the move towards a circular economy. Using bio-renewable or waste feedstock helps to reduce the carbon footprint. As a bonus, the inherent biodegradability of renewable materials such as starch, polyhydroxyalkanoates or cellulose is often higher than that of synthetic materials such as polypropylene and polyethylene.¹⁴

While the majority of adhesives are still petroleum-based, the recent classification of formaldehyde as a harmful substance is another incentive that drives the search for alternative adhesive solutions, especially in the wood industry.¹⁵ Many wood adhesives for both solid wood and wood compo-



sites are still based on formaldehyde-containing condensation resins. In order to avoid harmful emissions both during production and during the service life, alternative adhesives must be found. This is another factor that has accelerated research into greener and also renewable alternatives such as protein adhesives.

Aside from regulatory forces, another aspect in the adhesive market drives investment into new, sustainable products. As pointed out in a report by Frost & Sullivan from 2015, titled "Investment Analysis of the European Adhesives and Sealants Market", the adhesives' market is highly competitive, which necessitates the development of customised, specialty products to enable differentiation and increase loyalty.¹⁶

In the construction sector, also analysed in the report "North American and European Construction Adhesives and Sealants Market, Forecast to 2022", there is a need for increasingly high performance products, especially regarding shock, heat, moisture and UV resistance.¹⁷ On the contrary, the market for non-structural adhesives is increasingly focused on technologies that are easy to use and allow flexibility in the formulation.¹⁶ In the automotive sector, the focus is on lightweight cars that can lower the carbon footprint. Therefore, there is a need to develop adhesive solutions for bonding lightweight materials, and for adhesives that ease recycling and are low in hazardous substances.

Some of these challenges can be met using the unique properties of renewable materials, and these market trends are therefore a good opportunity to investigate how sustainable adhesives can be introduced into portfolios to benefit the environment and generate profits.

Introducing bio-based materials into adhesives

There are several ways in which renewable materials can be introduced into adhesives. The most obvious route is to use natural products, *i.e.* biopolymers such as proteins, that already have adhesive characteristics. A second possibility is to use building blocks or monomers that can be derived from renewable sources, and combine them to make polymers closely resembling synthetic adhesives. While this route requires initially more efforts to generate the necessary structures, it presents a much easier drop-in solution at the application end as similar equipment can be used for the processing, and formulation components can remain largely unchanged. Lastly, bio-based materials can be introduced as additives into synthetic adhesive formulations.

Biopolymer adhesives. Renewable materials have historically been used as adhesives longer than synthetic polymers, but have been replaced in many applications because of the cheaper production or superior characteristics of synthetic equivalents. One example is the adhesive used on the back of stamps. It was historically based on natural gums such as gum arabic, but has now been largely replaced by polyvinyl acetates due to their superior adhesion and water resistance.^{18,19}

Proteins, natural rubber and polysaccharides, especially starch, natural gums and cellulose, are all renewable polymers that have been used as adhesives in the past. When glue lami-

nated timber was first used for construction in the 19th century, bio-based adhesives based on the protein casein were used. These have now been replaced with synthetic phenolic resins which offer superior adhesive strength and water resistance.²⁰ Animal glue, which is based on collagen obtained from burning animal connective tissue, has been used for over 3000 years.²¹ Due to its water solubility, it is nowadays only used in specialist applications, such as in conservation and for the construction of musical instruments.²² Aside from the historical accuracy that necessitates its use, it is also advantageous due to its brittleness, which causes it to break without damaging the attached wood, making it ideal for repair and reassembly.

Today, traditional bio-based adhesives are still employed in certain applications where they present an advantage over synthetic polymers. One example are stationary adhesives, especially glue sticks, which are usually based on modified starch and water. In many stationary applications, solvent-based adhesives are used because the water damages the paper, but in glue sticks, the necessary quantity of water is small enough not to cause problems.²³ Pressure sensitive adhesives for office labels often still contain natural rubber, which has good cohesive properties and shear resistance, and is cheaper than the synthetic alternative.²⁴

Corrugated cardboard is also still produced using starch. Sodium borate ($\text{Na}_2\text{B}_4\text{O}_7 \cdot 10\text{H}_2\text{O}$) is used to connect the hydroxyl groups on the starch with those of the cellulose in the paper.²³ Casein is widely used to attach labels to glass bottles due to its good adhesion and the ease of removing it under hot water when the bottles are recycled. Bio-based polysaccharides are also often used in medicinal applications such as plasters. In this case their advantage over synthetic adhesives is their non-toxicity, and in addition their capability to absorb moisture without losing adhesion.

These materials present a good basis for renewable adhesives. However, their structure and therefore their properties are adapted to their original natural environment. If they are to be used in different contexts, especially where high performance is required, modifications to these structures are necessary.²⁵ For example, due to the many polar groups in both proteins and polysaccharides, water resistance is often the major hurdle to be overcome.

Several possibilities exist to improve the water resistance of adhesives based on biopolymers. For proteins, these include making the functional groups more available for crosslinking, for example through modification of the tertiary and quaternary structure, chemical crosslinking to create denser networks and mixing of the proteins with synthetic adhesives.²⁶

Similar strategies can be employed where polysaccharides are concerned. Imam *et al.* for example formulated a wood adhesive based on corn starch, citric acid and polyvinyl alcohol with a molecular weight of 100 000–146 000 Da.²⁷ The shear force required to de-bond hard wood pieces in an *ASTM D-906-64* test was increased from 1000 kg to 2750 kg by crosslinking the adhesive with hexamethoxymethylmelamine. The water resistance as measured in % of veneer failure could further be improved from 70% to 99% by adding latex to the formulation.



Another example for overcoming the inherent hydrolytic susceptibility of biopolymer adhesives is the work of Zheng *et al.*, who created a wood adhesive entirely based on soy, more specifically defatted soy flour made up of 50% soy protein and 40% carbohydrates.²⁸ The moisture resistance was increased by hydrolysis of the carbohydrates, causing self-cross-linking with the proteins in the formulation. The hydrolysis was performed for example by adding HCl to the carbohydrates at a concentration of 2% at 140 °C for 60 min. After soaking in water at 63 °C for 3 h, the shear strength could thus be increased from 0.6 MPa to 1.18 MPa.

An extensive list of all the works published concerning the modification of adhesive properties of biopolymers would be out of scope for this review. It should however be noted that numerous publications detail successful ways to improve moisture resistance, strength and durability and that consequently, many promising strategies for the application of biopolymers as adhesives exist. For wood adhesives, which are one of the most important areas of application for biopolymer adhesives, these have been recently reviewed by He.²⁶

A biopolymer with rather different properties to proteins, natural rubber and polysaccharides is lignin. Contrary to the aforementioned biopolymers, it consists of a densely crosslinked aromatic network, which shows low compatibility with most solvents and decomposes without melting. The challenge that needs to be overcome to enable its application in adhesives is therefore not its moisture resistance but rather the ability to process it. Due to structural similarities between lignin and condensation resins used for wood composite bonding, this has been the most prominent area of research into lignin adhesives.^{29–31} Thanks to numerous hydroxyl groups in the structure, it can however also be used as a polyol in polyurethanes.³²

Adhesives from renewable monomers. Renewable building blocks that can be used to create macromolecules have been in the focus of the polymer industry for the last decade, and many of the developments are transferable to adhesive synthesis. Many diacids and diols that can be used in polyester synthesis such as succinic acid, itaconic acid, sebacic acid, 1,2-propanediol, 1,3-propanediol and 1,4-butanediol have become available from biorefineries and plant-based sources.

Another important product group are vegetable oils. Their components glycerol and fatty acids can either be used directly in polyester synthesis or converted to new building blocks.³³ For example, the double bonds can be converted by epoxidation, followed by ring opening to create secondary hydroxyl groups, or converted to primary hydroxyl groups by ozonolysis or hydroformylation followed by hydrogenation. New dimers can also be created through thiol–ene click chemistry, such as shown in Fig. 1. In this case, a new amine functionality was introduced by Stemmelen *et al.* into grapeseed oil using cysteamine hydrochloride.³⁴

Due to these availabilities, the most common classes of adhesives to be synthesised from renewable building blocks from a chemical point of view are polyesters, polyurethanes and epoxy-based polymers.

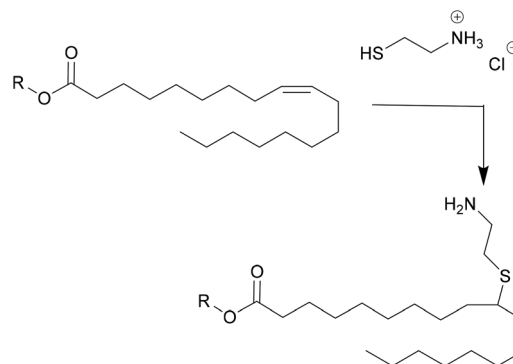


Fig. 1 Thiol–ene reaction introducing new functionality in the vegetable oil published by Stemmelen *et al.*

One example in which different renewable building blocks were combined to create an adhesive is the work of Dai *et al.*, who used both diacids and diols to make a polyester and cured it with a vegetable-oil-based crosslinker.³⁵ The polyester was prepared from itaconic acid with ethylene glycol, 1,4-butanediol, 1,6-hexanediol and glycerol; the crosslinker from acrylated epoxidised soybean oil.

The combination of the two improved the adhesion to both tin and glass plates significantly from 0 to 5B according to the *ASTM D3359-09* crosshatch adhesion test compared to the soybean material without polyester.

Of course, different renewable building blocks or biopolymers and bio-based monomers can be combined to benefit the adhesive properties. One example is the work of Jian *et al.*, who cured epoxidised soybean oil with polybutylene succinate.³⁶ Thus, a highly structured chain element could be introduced in the polymer. When the molecular weight of the polybutylene succinate was increased from 462 g mol⁻¹ to 978 g mol⁻¹, the melting points of the corresponding cured adhesives could be increased from 57 °C to 86 °C. The tensile strength was also increased from 0.6 MPa to 7.9 MPa.

Renewable building blocks can also be used in polyurethanes, and one such adhesive was recently prepared by Malik *et al.* from vegetable oils.³⁷ Canola oil was first epoxidised, followed by ring opening, and then derivatised with different diisocyanates. The polyurethane was then used as an adhesive for teak wood. One problem with such bio-based polyurethanes is that the isocyanates used are usually non-renewable, limiting the overall renewable content of the polyurethane. Some bio-based diisocyanates are however also available, and have been tested for their adhesion strength with castor-oil-based polyols for instance by Sahoo *et al.*³⁸

Renewable materials as additives in adhesive formulations. A different possibility for increasing the renewable content of an adhesive formulation is to use renewable materials as additives. Biopolymers can for example be used as rheology modifiers, or to bind water in the adhesive.²³ One very common example is the use of rosin as a tackifier. Rosin, which consists largely of abietic acid, shown in Fig. 2, and its derivatives, is a resin that can be obtained from coniferous trees. It is often





Fig. 2 Structure of abietic acid, a major component of rosin.

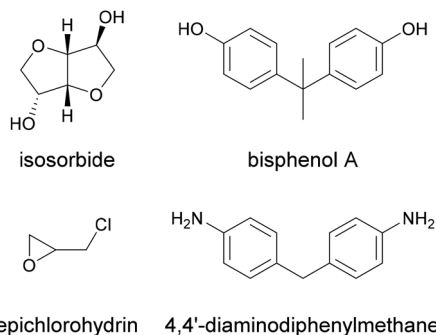


Fig. 3 Renewable and non-renewable building blocks used in polymer synthesis.

added to pressure sensitive adhesives and wooden floorboard adhesives.

Natural fats and oils also find application as plasticisers. Recently, for example, a mixture of liquefied wood and depolymerised polyethylene terephthalate from waste streams was evaluated as a plasticiser for a polyvinyl acetate adhesive for flooring applications by Jasiukaitytė-Grojzdek *et al.*³⁹

The motivations for including bio-based materials into adhesives and the methods with which it can be done are summarised in Table 2.

This review does not aim to include all examples of research in which renewable materials have been successfully introduced into adhesives. Instead, its purpose is to point out and exemplify the different advantages that can be gained by using those materials that have been discovered, in the hope of serving as a guide to potential users and thus of increasing the number and scale of bio-based adhesive applications.

New types of macromolecular architectures through bio-based starting materials

One important factor that differentiates bio-based adhesives from traditional adhesives based on petroleum-derived materials is their “molecular architecture”. Where biopolymers are used, macromolecules are already present. This eliminates the need for a polymerisation process. On top of this, the connections formed in nature, for example in lignin or in proteins, are often complex and not easily accessible by traditional polymerisation chemistry.

Alternatively, monomers derived from renewable sources also contain combinations of functional groups that would not be economical if produced through petrochemical pathways. One

example is isosorbide, a molecule derived from glucose that contains four stereo-centres, as shown in Fig. 3. These differences can be leveraged to improve adhesive performances in a number of ways, some illustrations of which are detailed below.

Additional bond formation due to high functionalities

The functionality of biopolymers is often much higher than that of traditional resins. One example for this is softwood Kraft lignin, which was recently analysed by Crestini *et al.*⁴⁰ The lignin was fractionated according to solubility, glass transition temperature (T_g) and molecular weight, and the functionality was analysed for the different fractions.

The highest molecular weight fraction, which was insoluble in acetone, was found to contain 3.5 mmol g⁻¹ phenolic OH and 3 mmol g⁻¹ aliphatic OH. At a molecular weight of 12 200 g mol⁻¹, this corresponds approximately to 43 phenolic and 37 aliphatic OH-groups per molecule. This is significantly higher than the concentration in most synthetic polyols, which contain only two to six OH functions as end groups.

This can become useful in two ways. On one hand, the speed of crosslinking of the resin during the curing can significantly increase, as a higher number of reactive groups are present. This was demonstrated for example by Ferdosian *et al.*, who blended a lignin-based epoxy resin with a bisphenol-A-based epoxy resin to make a polymer matrix for fibre-reinforced plastics and coatings.⁴¹ The lignin-epoxy resin was prepared from depolymerised Kraft lignin and epichlorohydrin, and blended with a commercial bisphenol A epoxy resin at 25 wt%. A curing agent (4,4'-diaminodiphenylmethane) was then added to the mixture

Table 2 Summary of motivations for the use of bio-based adhesives and methods for introducing them

Motivations	Ways to introduce bio-based content
<ul style="list-style-type: none"> • Customer environmental awareness 	<ul style="list-style-type: none"> • Natural macromolecules with adhesive properties (proteins, natural rubber, polysaccharides, lignin)
<ul style="list-style-type: none"> • Regulations, <i>i.e.</i> classification of formaldehyde as a carcinogen 	<ul style="list-style-type: none"> • Synthesis of polymers from renewable monomers (succinic acid, itaconic acid, 1,3-propanediol <i>etc.</i>)
<ul style="list-style-type: none"> • Oil shortage & associated price volatility 	<ul style="list-style-type: none"> • Use of renewable compounds as additives (rosin, fats, oils)
<ul style="list-style-type: none"> • Differentiation through the development of customised/specialty products 	



and curing was interrupted through quenching in an ice bath before the curing process was characterised by DSC.

Compared to the lignin-free resin, the activation energy of the lignin-containing resin could be lowered from 48 kJ mol^{-1} to 45 kJ mol^{-1} , while its curing onset and end of curing reaction at a heating rate of $10 \text{ }^\circ\text{C min}^{-1}$ were lowered from $77 \text{ }^\circ\text{C}$ to $58 \text{ }^\circ\text{C}$ and $260 \text{ }^\circ\text{C}$ to $243 \text{ }^\circ\text{C}$ respectively. The authors attribute this speeding up of the curing reaction to the additional hydroxyl groups present in the lignin that can participate in the crosslinking reaction.

The higher density of functional groups in bio-based products can also lead to overall higher crosslinking densities. This was observed for example by Desai *et al.*, who produced polyurethane adhesives from toluene diisocyanate and various bio-based polyols and tested their lap shear strength for wood bonding.²⁵ The polyol was prepared by first performing a glycosylation of potato starch to obtain glycol glycosides, as shown in Fig. 4. These were then condensed with argemone or castor oil in different quantities to vary the hydroxyl value.

The authors found that the highest hydroxyl values from adhesives based on both oils also resulted in the highest lap shear strength and the highest amounts of wood failure compared to cohesive and adhesive failures. The thus synthesised adhesive performed better than commercially available adhesives. Unfortunately, only the brand and not the exact type of commercial adhesive used for the comparison is specified.

A similar effect was reported by Mija *et al.*, who mixed humins, a hydroxymethylfurfural biorefinery byproduct shown in Fig. 5, into a polyfurfuryl alcohol resin.⁴² Cellulose composites were impregnated with the resulting resin and cured, and the tensile strength and Young's modulus was evaluated. The tensile strength increased from 15 MPa to 30 MPa and the Young's modulus increased from 3.5 GPa to 4 GPa with the addition of the humins compared to pure polyfuryl alcohol resins.

This improvement is probably related to the fact that humins already possess a crosslinked structure, which therefore contributes to an increased crosslinking density, but it is also due to another positive aspect that is often associated



Fig. 4 Glycolisation of starch to obtain glycol glycosides (Desai *et al.* 2003).²⁵

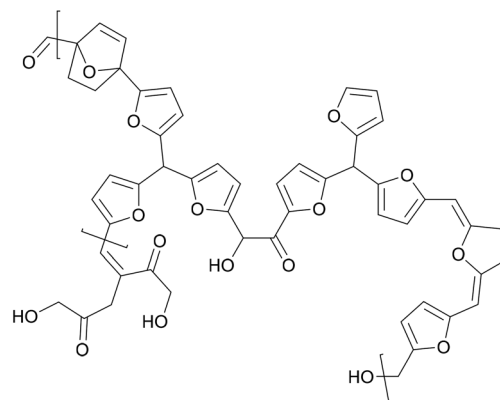


Fig. 5 Structure of humins (Mija *et al.* 2017).⁴²

with biopolymers. Specifically, the good compatibility between the cellulose substrate and the humins also leads to a strong interfacial adhesion, overall strengthening the composites.

This effect was also leveraged by Liu *et al.* in the design of a water resistant adhesive based on soy protein.⁴³ Calcium carbonate was first introduced into the soy protein to make a nanocomposite. The nanocomposite adhesive was then used to bond plywood samples, and its adhesion performance was evaluated. Due to the strong interactions between the calcium carbonate crystals and the free functional groups of the soy protein polypeptides, the shear strength could be increased from 1.7 MPa without calcium carbonate to above 5 MPa.

Lastly, the large amount of functional groups in many biopolymers allows for a great variety in modification. In addition to reacting with traditional crosslinking agents, such as poly(methylenediphenylisocyanates) (pMDI) and formaldehyde, the hydroxyl functionality can also be modified for example using silane reagents. This was done by Li *et al.*, who doubled the wet shear strength of a soy-protein-based adhesive for plywood by adding 3% of an epoxy-silane coupling agent.⁴⁴

New properties due to novel monomer architecture

Bio-based monomers differ in their structure from traditional, petroleum-based monomers due to the different pathways in which they are synthesised. The full potential of bio-based materials can be tapped if their advantages over petroleum-based equivalents are identified and subsequently applied in areas in which those advantageous properties can be fully exploited, rather than where a one-to-one replacement of current materials is attempted.

A well-known example of this is the compound L-3,4-dihydroxyphenylalanine (L-DOPA), which is an active part of the substance used by mussels to achieve high bond strength even under water.

Its bonding effect is due on one hand to the oxidative crosslinking that can take place between the aromatic rings, and on the other hand to the chelating effect on metals.⁴⁵ If L-DOPA is incorporated into adhesive formulations, these mechanisms can be used to increase underwater strength, or adhesion to metallic substrates. Incorporation can happen for example



through derivatisation with a diol and *p*-toluenesulfonic acid as done by Manolakis *et al.* and shown in Fig. 6, followed by incorporation into a polyamide.⁴⁶

Another monomer with potential to induce novel properties into adhesives is 2-pyrone-4,6-dicarboxylic acid, shown in Fig. 7. A chemically stable metabolic intermediate of lignin, it can be obtained from lignin through bacterial transformations.⁴⁷

Hasegawa *et al.* synthesised an epoxy adhesive based on this monomer by adding two epoxy groups and then curing it with different anhydrides.⁴⁸ The adhesive was tested on metal substrates and necessitated shorter curing times and lower temperatures compared to the petroleum-derived reference adhesive based on bisphenol A. Furthermore, the tensile strength of the lignin-based adhesive was observed to be higher. This was explained by the authors by the high polarity of the monomer as well as by possible chelation effects on the metal surface.

Another interesting effect of the monomer architecture is that it enables tuning of the degradation behaviour. Michinobu *et al.* incorporated 2-pyrone-4,6-dicarboxylic acid into a polyester, and found that both thermal and hydrolytic degradation were influenced compared to a polyethylene terephthalate reference material.⁴⁹ Thermal degradation in thermogravimetric analysis (TGA) started at 250 °C, corre-



Fig. 6 L-DOPA, polyamide with incorporated L-DOPA and *p*-toluenesulfonic acid, which was used as counterion (Manolakis *et al.* 2014).⁴⁶

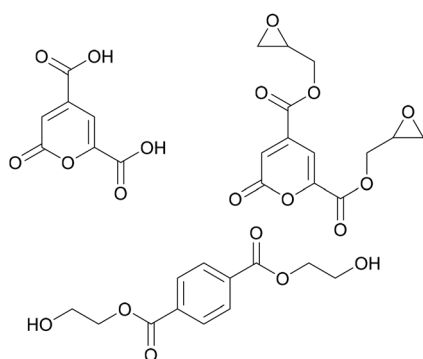


Fig. 7 Lignin derived 2-pyrone-4,6-dicarboxylic acid, its diepoxy derivative (Hasegawa *et al.* 2009)⁴⁸ and bis(2-hydroxyethyl)terephthalate (Michinobu *et al.* 2008).

ponding to the breaking of the lactone cycle, instead of at 400 °C, when the backbone ester bonds start to degrade. Hydrolytic degradation of a copolymer from bis(2-hydroxyethyl)terephthalate and 2-pyrone-4,6-dicarboxylic acid, which was also considered to proceed *via* opening of the lactone cycle, could be adjusted through the amount of the renewable monomer.

A film containing 50% of the terephthalate was observed to lose over 90% of its weight after 30 days in a 0.1 M aqueous sodium hydroxide solution, while a film containing 70% of the terephthalate lost below 10% in the same conditions. An adhesive material with tuneable biodegradability would be especially interesting to applications with a short life span, for which the degradation must be prevented for the duration of its use, but enabled after it is thrown away.

An interesting property was also discovered by Fan *et al.*, who planned to make a thermoplastic resin from a citric acid derivative and observed a slow self-crosslinking reaction after short storage times that turned the resin into a thermoset that could be used for example for 1-component adhesive applications.⁵⁰ Citric acid was converted to methyl-3-(methoxycarbonyl)furan-2-acetate (MCFA) *via* conversion to dimethyl-1,3-acetonedicarboxylate (DMAD) followed by reaction with chloroacetaldehyde, as shown in Fig. 8.

The MCFA was then transesterified with various linear diols. A kind of crosslinking, causing the thermosetting nature of the final product, was produced by a ring opening of the furan followed by the formation of enols due to the strong electron withdrawing effects of the ester groups as shown in Fig. 9, and the formation of hydrogen bonds between the enol group and the ester and aldehyde groups in other chains.

Other than the chelating ability, polarity and reactivity of the monomers, the positions in which chains are connected can also differentiate bio-based materials from traditional polymers. One example for such an effect was reported by Pawlik *et al.* for a polyol based on palm oil.⁵¹ It was used to make a polyurethane foam in this case, but the observations can likely be extrapolated to polyurethane adhesives. Only quantities of up to 15% of the bio-based polyol were used to

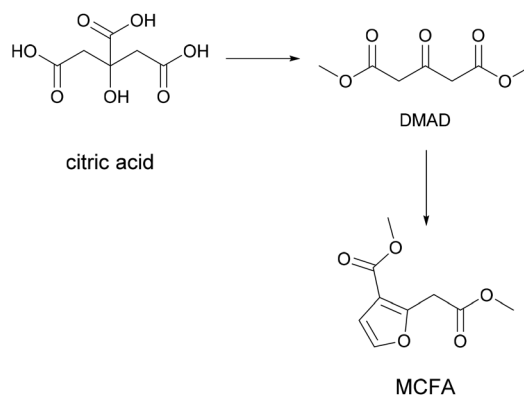


Fig. 8 Conversion of citric acid to methyl-3-(methoxycarbonyl)furan-2-acetate (Fan *et al.* 2016).⁵⁰



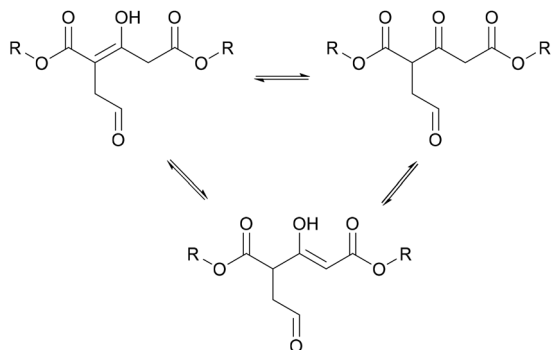


Fig. 9 Enol formation on citric acid-based polymer (Fan *et al.* 2016).⁵⁰

avoid having to make modifications to the formulation. The tensile strength of the resulting foam could however be increased from 48 kPa to up to 86 kPa through the addition of the bio-based material. This was thought to be because the hydroxyl groups of the bio-based polyol were in the middle of the chain instead of in the end as it is the case for the petroleum-based polyol. For an equivalent molecular weight of the polymer, the soft segments were therefore shorter, improving the mechanical properties.

Another example of a novel structure with interesting properties are the hyperbranched epoxy resins synthesised by Duarah *et al.* from starch, epichlorohydrin and bisphenol A.⁵² Due to the globular shape of the hyperbranched polymer, a low viscosity resin was obtained. Unlike adhesives based on starch and traditional epoxy resins, the resulting adhesives showed both excellent chemical resistance and biodegradability. An adhesive containing 20% starch showed only 0.0017% weight loss in 10% aqueous HCl compared to 0.0025% weight loss that was measured for a starch free diglycidyl ether epoxy of bisphenol A (DGEBA) that was used as a reference, and also outperformed the reference in NaOH, NaCl and ethanol solutions as well as in water. Furthermore, around 25% weight loss upon exposure to bacteria was observed for the 20% starch resin compared to below 5% for the DGEBA reference.

Of course, it may be possible to achieve the same effect that was seen for bio-based monomers using petroleum-based compounds that also achieve mid-chain crosslinking, possess high polarities or can chelate metals. However, it is worth considering whether using the bio-based monomers may be a more direct route to the desired properties, and whether in combination the advantages, such as sustainability and higher bond strength than a standard petroleum-based polyol, constitute a sufficient argument for their implementation.

Components with multiple functionalities

Another advantage of many bio-based molecules is the possibility to use them for more than one function in a formulation. This was demonstrated for example by Qi *et al.*, who mixed different commercial latex adhesives, including a urea formaldehyde resin, with modified soy protein.⁵³ The addition of 40% of the modified soy protein to the urea form-

aldehyde resin resulted in equal dry strength and improved the wet shear strength in the bonded veneer samples from 4.7 MPa to 6.4 MPa.

One cause for this improvement was the participation of the modified soy protein in the crosslinking reaction, *via* bond formation between free hydroxyl groups on the urea formaldehyde resin and carboxylic acid, hydroxyl and amine groups on the protein. This was evidenced for example through the appearance of new ester groups in the adhesive IR spectrum, and new peaks in the thermal analysis. A further basis for the improvement can be found in the fact that the protein acidified the adhesive, acting as a catalyst in the curing reaction. Additionally, the presence of the modified soy protein also lowered the overall viscosity and therefore improved the spreading and processability of the adhesive.

A similar effect was observed by Desai *et al.*, who made an adhesive based on potato starch glycol glycosides and castor oil.⁵⁴ The replacement of the trimethylolpropane, shown in Fig. 10, with glycol glycosides in the formulation resulted both in an increase in lap shear strength from $43 \times 10^5 \text{ N m}^{-2}$ to $60 \times 10^5 \text{ N m}^{-2}$ and in a decrease of the viscosity from 30 poise to 3.7 poise. The glycol glycosides therefore acted as both crosslinker and viscosity modifier. Unfortunately, it also decreased the resistance to hot water, lowering the peel strength from 7.4 kN m^{-1} to 6.7 kN m^{-1} after treatment. This was probably due to the increased polarity caused by the numerous hydroxyl groups.

Where extracted tannins, natural polyphenols present in most plants, are used, the opposite effect can be observed. Hydrocolloid gums are often also present in tannin extracts, and can serve to increase the viscosity of adhesives that are made from tannins or introduce thixotropic behaviour.⁵⁵

On example of a bio-based monomer that can be used in many different functions is citric acid. It can be a catalyst, a crosslinker with different functionalities, a dispersing agent or a monomer. For example, Sridach *et al.* used citric acid as a catalyst for crosslinking an adhesive based on polyvinyl alcohol, starch and hexamethoxymethylmelamine.⁵⁶ Yang *et al.* also used citric acid as a crosslinking agent, this time for an adhesive based only on cotton.⁵⁷ They found that in addition to its function as an acidic crosslinker, the free OH-group could react with other anhydrides, creating a tetrafunctional monomer as shown in Fig. 11.

In contrast, Nordqvist *et al.* used citric acid as a dispersing agent for dispersions of wheat gluten and soy protein isolate in a study designed to evaluate the differences in bonding performance between the two products.⁵⁸ Lastly, citric acid was used as a comonomer together with sucrose to make an adhesive for particle boards by Umemura *et al.*⁵⁹



Fig. 10 Trimethylolpropane.





Fig. 11 Reaction of citric acid with polymaleic anhydride to give a tetra-functional monomer (Yang *et al.* 1997).⁵⁷

In another study, the concept was even taken a step further, where it was used without any other components. It was mixed with wood powder and pressed at 200 °C and 4 MPa pressure for 10 minutes.⁶⁰ At a citric acid content of 20 wt%, an impact strength of 0.9 kJ m⁻² was observed.

A different case are nanocellulosic materials. These are generally used to reinforce the mechanical properties of materials, but recently, they have also been investigated as binders in adhesive formulations, for example for particleboards.⁶¹ Amini *et al.* prepared particle boards containing 15% or 20% of cellulose nanofibrils as binder, which passed modulus of rupture and modulus of elasticity industry requirements for low-density grades based on *ANSI A208.1 (2016)*, *i.e.* for boards with densities less than 0.64 g cm⁻³.⁶² The requirements for medium density particle boards, *i.e.* with densities between 0.64 g cm⁻³ and 0.8 g cm⁻³ could however not be met.

Some further problems, such as the water content of the nanocellulose, which is generally as high as 97%, as well as their price, remain to be overcome.⁶³ A solution for the first appears to be the cold pressing of the water after a slurry with wood particles has been produced, while a solution to the second could be the use of lignocellulose nanofibers extracted from recycled particleboard.⁶⁴ If these developments are successful, the nanocellulose could fill a function both as structural reinforcement and as adhesive material in the product.

Modification of protein adhesion

A specific advantage of protein-based adhesives is the dependence of their adhesive strength on their different levels of structure. As macromolecules, proteins can be processed in similar fashion to petroleum-based macromolecular adhesives, but are more complicated in their make-up.

The folding of the protein chains, for example, can be influenced by crosslinking reactions or by the addition of compounds that interact with the chains. Manipulation of the adhesive strength through modification of the tertiary structure was for example demonstrated by Cheng *et al.*, comparing cottonseed and soy protein as adhesives for maple veneer.⁶⁵ They disrupted the structure by adding guanidine hydrochloride, sodium dodecyl sulfate, sodium hydroxide or urea, all shown in Fig. 12. In the case of soy protein, the tensile strength was measured at 230 lb in⁻² (1.6 MPa) after 10 minutes pressing time at 100 °C. When the soy protein was modified with sodium dodecyl sulfate, sodium hydroxide and

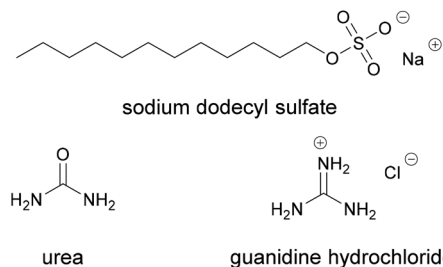


Fig. 12 Compounds used to disrupt protein tertiary structures.

guanidine hydrochloride, the tensile strength increased to 250 lb in⁻² (1.7 MPa), 260 lb in⁻² (1.8 MPa) and 280 lb in⁻² (1.9 MPa) respectively.

In the case of the cottonseed protein, however, the tensile strength was lowered from 490 lb in⁻² (3.4 MPa) for the unmodified protein to 450 lb in⁻² (3.1 MPa), 310 lb in⁻² (2.1 MPa), 190 lb in⁻² (1.3 MPa) and 70 lb in⁻² (0.48 MPa) for the samples modified with sodium dodecyl sulfate, urea, sodium hydroxide and guanidine hydrochloride. Thus, the properties of the protein can significantly change through simple measures. If the mechanisms are properly understood, they could be leveraged for example to make adhesives that are switchable in their properties as needed for specific applications or in different situations.

Another mechanism by which proteins can be influenced is through hydrolysis of their bonds and application of heat. Both short heating to 50–90 °C and enzymatic hydrolysis were found by Nordqvist *et al.* to improve the bond strength and water resistance of wheat gluten adhesive used for bonding beech wood panels.⁶⁶ Hydrolysis to a degree of 0.8% with the serine protease *Alcalase* for example decreased the viscosity of a 23% dispersion to 900 mPas compared to 432 000 mPas for the unhydrolysed sample.

On the other hand, hydrolysis to a degree of 0.3% increased the viscosity to 542 000 mPas, and also increased the tensile strength from below 10 MPa to above 10 MPa in *D1* and *D2* tests according to *EN 204*. The *D1* test requires 7 days storage in standard atmosphere, while the *D2* tests requires 7 days in standard atmosphere followed by 3 hours in water followed by another 7 day stretch of storage in standard atmosphere.

Heat treatment at 90 °C for 4 hours increased the viscosity of a 20% dispersion to 332 000 mPas compared to 810 mPas for the untreated wheat gluten. It also increased the tensile strength in the *D2* test from around 4 MPa to above 8 MPa. The tensile strength in the *D1* test remained similar.

The adhesive strength can also change with the pH, as demonstrated by Park *et al.* for a protein adhesive based on meat and bone meal.⁶⁷ The strength required to break glued joints between two pieces of wood reached a peak of 65–78 kg around a pH of 7 depending on the temperature of the adhesive treatment before bonding. Less strength was required for pH 5 (42–70 kg) and pH 9 (55–65 kg).



Generally, the highest adhesive strength for proteins is observed close to their isoelectric point. Near this point, their solubility is also lowered, which can increase the interaction between protein chains, and therefore their hydrophobicity.^{68,69} This could for example be used to tune the water resistance of protein adhesives.

Substrate compatibility

As society is moving to a more bio-based economy, renewable components are employed not only in adhesives but also as bulk building materials for example in construction contexts. Therefore, compatibilities with these new materials can be an essential advantage of bio-based adhesives. This can apply either where the building materials are based on the same substance as the adhesive, or more generally, where compatibility is achieved due to similar functional groups, polymer structure or functional group distribution.

This was for example utilised by Freire *et al.*, who developed new materials based on cellulose.⁷⁰ They observed that adhesives based on polysaccharides show high potential for nanocellulose materials due to the chemical similarity, and that the two substances can therefore easily be combined, resulting in good mechanical strength and adhesive properties.

One example was a composite from the homopolysaccharide pullulan with nanocellulose. Due to the high compatibility, no aggregates were formed for up to 40% nanocellulose content. Similar composites from pullulan and nanofibrillated cellulose also showed high homogeneity such that they were transparent at 40% of the reinforcing cellulose element.

The different advantages that can be gained due to the specific architecture of renewable materials are summarised in Table 3.

Hydrophobicity and other properties induced by vegetable oils

Vegetable oils are one of the most traditional renewable resources used in binders. They have for example been components in alkyd resins for wood coating applications since the 1920s, and have been used in printing inks for more than 500 years.⁷¹ They can be employed either as an oil, in their triglyceride form shown in Fig. 13, which will be hydrolysed during the reaction to give glycerol and fatty acids, or directly as fatty acids.

Where the oils are used directly, a mixture of fatty acid chains, which may vary in length and degrees of saturation,

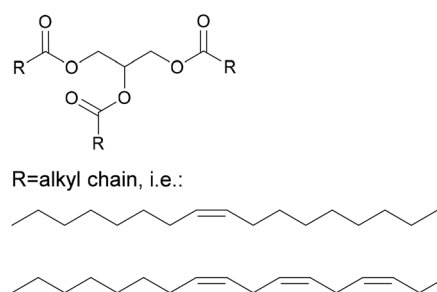


Fig. 13 Vegetable oil structure.

Table 3 Overview of the advantages of novel macromolecular structures of bio-based adhesives

Property	Advantage	Example
High functionality	Faster crosslinking	Lignin-epoxy resin ⁴¹
• Additional bond formation	Higher crosslinking density	Potato starch polyurethane, ²⁵ humin polyfurfuryl alcohol resin ⁴²
• Many free functional groups	Strong interaction with minerals <i>i.e.</i> calcium carbonate	Soy protein adhesive with CaCO ₃ filler ⁴³
• Many possibilities for modification	Customisability and versatility	Soy protein adhesive with epoxy-silane functionality ⁴⁴
Chelate-structure and high polarity	Underwater and metal adhesion	l-DOPA adhesive ⁴⁶
	High adhesive strength	2-Pyrone-4,6-dicarboxylic acid adhesive ⁴⁸
Additional degradation pathways, <i>i.e.</i> breaking of lactone cycle	Tuneable biodegradability	2-Pyrone-4,6-dicarboxylic acid adhesive ⁴⁹
Mid-chain functionality	Increased tensile strength	Palm oil polyurethane ⁵¹
Multiple functionalities	Binder, acid catalyst and viscosity reduction	Protein and urea formaldehyde ⁵³
	Binder and viscosity reduction	Potato starch and castor oil adhesive ⁵⁴
	Binder and viscosity increase	Adhesives from tannins containing hydrocolloid gums ⁵⁵
	Catalyst, ⁵⁶ crosslinker, ⁵⁷ dispersing agent, ⁵⁸ monomer ⁵⁹	Citric acid
	Mechanical reinforcement and binder	Nanocellulose ⁶²
Tertiary structure	Manipulation of adhesion by disrupting the structure, ⁶⁵ changing pH, ^{67–69} temperature ⁶⁶	Protein adhesives
Similarity to renewable materials	Easy combination, <i>i.e.</i> high contents of nanocellulose possible in binder while maintaining transparency	Pullulan nanocellulose composite ⁷⁰



Table 4 Overview over hydrophobic effects seen upon the introduction of vegetable oils into adhesives

Vegetable oil adhesive	Reference	Test used	Property vegetable oil	Property reference
Low density fibre boards (wheat straw) with soybean oil – MDI adhesive ⁷²	Low density fibre board with MDI adhesive	2 h in water Mass absorption Thickness swelling	26% 24%	50% 41%
2-Component polyurethane adhesive from canola oil and pMDI ⁷³	Three commercial polyurethane adhesives	Lap shear strength after storage in hot water	5.4 MPa	3.9 MPa, 3.2 MPa and 4.6 MPa
Polyurethane dispersion shoe adhesive from natural rubber seed oil ⁷⁴	Polyurethane dispersions in general	Water uptake of films after 7 days	10%–25%	1000%
UV-curable polyurethane binder for textile printing with 20% soybean oil ⁷⁵	Polyurethane without soybean oil	Contact angle with water Water absorption	91° 8.5%	65° 22%
Thermoset coating from soybean oil and polyester ³⁵	—	Water sorption	0.6%–0.9%	—

will be present. In adhesives, the specific properties of vegetable oils can be leveraged in several different ways. The most important is the hydrophobicity that can be introduced through the long alkyl chain of the fatty acids. The hydrophobicity benefits that have been observed by different authors are summarized in Table 4.

Hydrophobicity

The hydrophobicity induced by vegetable oils was utilized for example by Sitz *et al.* in the production of low density fibre boards.⁷² The boards were produced from fibres either made from wheat or from soy straw and from an adhesive based on the epoxidised sucrose ester of soybean oil fatty acid and 4,4'-methylene-diphenyl-diisocyanate (MDI). In the case of wheat fibreboards, the addition of the soybean resin decreased the mass absorption of water after 2 h from 50% to 26% and the thickness swelling after 2 h from 41% to 24%.

This effect was however not observed in boards made from soybean straw. In those, the mass absorption after 2 h increased from 74% to 122% after addition of the resin, while the thickness swelling after 2 h was unchanged. The authors expect that adjusting the formulation, for example in terms of particle size, could improve the performance of the soybean straws to also reflect these advantages.

Kong *et al.* also observed good hydrolysis resistance for an adhesive based on epoxidised canola oil.⁷³ The oil was ring opened with 1,3-propanediol and the polyol thus produced was then used in a 2-component adhesive formulation with pMDI. The ratio of isocyanate to hydroxyl groups used was between 1.2 and 1.8. The adhesive was tested against a variety of commercial adhesives such as *Henkel Macroplast SIA 116*, *Gorilla glue* and *Titebond PU glue*, all of which are 1-component polyurethane adhesives.

The hydrolysis resistance in hot water was found to be superior for the vegetable-oil-based adhesive in a lap shear strength test. The bio-based adhesive showed a lap shear strength of 5.4 MPa, compared to strengths of 3.9 MPa, 3.2 MPa and 4.6 MPa shown by the commercial adhesives. This was attributed to the alkyl chain branches, *i.e.* the vegetable oil

chains, present in the bio-based adhesive. The fact that the commercial adhesives were all 1-component systems, while the bio-based system was tested as a 2-component system, could however also have influenced the result. A potential for good hydrolysis resistance was nevertheless demonstrated for this vegetable-oil-based adhesive.

A similar result was obtained by Saetung *et al.*, who made a polyurethane dispersion to be used as an adhesive for shoes.⁷⁴ The dispersion was made from mixtures of hydroxytelechelic natural rubber (HTNR) and hydroxylated rubber seed oil (HRSO), dimethylolpropionic acid (DMPA) and toluene-2,4-diisocyanate (TDI), shown in Fig. 14. It was then tested for water uptake in film form. The water uptake was between 10% and 25% after 7 days, which is significantly lower than that of around 1000% usually observed for more hydrophilic polyurethane dispersions. Due to the ester groups in the HRSO, the water uptake increased with increasing HRSO and decreasing HTNR contents.

The hydrophobic effect of the oil was demonstrated more directly by Li *et al.* for a soybean-oil-based UV-curable polyurethane acrylate binder for textile printing.⁷⁵ They found that with higher soybean oil contents, the contact angle of the water increased, resulting also in lower water absorption. By adding 20% of soybean oil, the contact angle was increased from 65° to above 91°, while the water absorption decreased from 22% to below 8.5%. As mentioned in the introduction, Dai *et al.* synthesised a thermosetting coating based on epoxidised soybean oil crosslinked with an itaconic-acid-based polyester.³⁵ They found that due to the hydro-

**Fig. 14** Dimethylolpropionic acid and toluene-2,4-diisocyanate.

Table 5 Summary of other advantages that can be gained from using vegetable oils

Vegetable oil property	Advantage
Epoxy groups on epoxidised vegetable oils	Good compatibility with other epoxy compounds such as epoxy-crosslinkers ⁷⁶
Network formation of secondary hydroxyl groups	Dangling chain ends serve as plasticizer ⁷⁸
Free carboxylic acid group	Use as ionic segment in polyurethane dispersions ⁷⁹

phobic oil segments, the coatings showed very low water sorption of 0.6% to 0.9%.

Other advantages of vegetable-oil-based structures

Aside from the hydrophobicity that vegetable oils can induce in adhesive formulations, they can be useful for a number of other reasons. These advantages have been summarised in Table 5. Epoxidised vegetable oils can be used, for example, to improve compatibility with epoxy substrates.

This was utilized for example by Li *et al.*, who combined a polyol based on epoxidised soybean oil and a crosslinker based on ring-opened dihydroxy-soybean oil.⁷⁶ The result was a structure with highly flexible crosslinks, and good compatibility between the reagents.

Aside from polyol and crosslinker, vegetable oils can be used in a variety of different functions. The C–C double bonds in the alkyl chains can be converted to hydroxyl groups either *via* epoxidation and ring opening, which generates secondary hydroxyl groups, or through hydroformylation and hydrogenation, which generates primary hydroxyl groups.⁷⁷ Where secondary hydroxyl groups are used to form a network, dangling chain ends are created that can serve as a kind of plasticiser.⁷⁸

The possibility to create different types of structures from the same monomer is also interesting. It could potentially be used to design adhesives with new properties from vegetable oils. If for example the hydroxyl groups were generated post polymer synthesis, combinations of primary and secondary hydroxyl groups otherwise inaccessible could be generated.

Lastly, vegetable oils can also be used as ionic segments in polyurethane dispersions. This was done for example by Chen *et al.*, who used the free carboxylic acid group of linseed oil for charge stabilisation in an anionic polyurethane dispersion.⁷⁹

A slightly different path to a similar end was followed by Fu *et al.*, who added mercaptopropionic acid, shown in Fig. 15, to the castor oil double bond. This could then be incorporated as the ionic group into a polyurethane dispersion, which showed only 1.8% water absorption.⁸⁰ This suggests that good hydrophobic properties and a high resistance to degradation by water can be expected.

**Fig. 15** Mercaptopropionic acid.

Reduced human and environmental toxicity

The primary drive for the introduction of biobased materials has been their positive impact on climate change. While this has to be verified on a product to product basis for example through life cycle analyses, it can be said in general that bio-based materials do not contribute to the depletion of fossil fuels and that, prior to processing, they inherently have a low carbon footprint due to the capture of CO₂ by the plants used to grow them.⁸¹

Their environmental benefits, however, go beyond these factors to their comparative toxicity to humans and the environment and to their biodegradability. Both are attractive features for adhesives, not only due to sustainability, but also because lower toxicity and higher biodegradability can increase product appeal and lower costs associated with health, safety and environmental regulations.

While it would be misleading to state that natural products are less toxic than synthetic ones, as indeed the number of natural toxins and carcinogens resembles that of synthetically derived ones, bio-based polymeric resins are frequently less toxic than the petroleum-based products they were designed to replace.⁸² Examples include the replacement of toxic phenol with benign lignin, the replacement of the corrosive monomers acrylic and methacrylic acid with non-corrosive itaconic acid, and the replacement of oestrogen-mimic bisphenol A with isosorbide.^{30,83}

As with its toxicity, the biodegradability of a compound depends on many factors and predictions consequentially have to be treated with caution. A general rule of thumb that has been established based on a number of degradation studies conducted in the last century states among other things that halogens, polycyclic residues, heterocyclic residues, and aliphatic ether bonds decrease biodegradability, while groups susceptible to enzymatic hydrolysis, such as esters and other oxygen containing functional groups including hydroxyl, aldehydes and carboxylic acid groups increase it.⁸⁴ Most halogens and polycyclic products are traditionally derived from non-renewable resources. Furthermore, the oxygen content of the currently available bio-based feedstock is significantly higher than that of the petroleum-based feedstock.⁸⁵ It follows that the number of easily degradable groups in and the polarity of bio-based products is higher, making them more easily degradable than their petroleum-based equivalents. Additionally, for some bio-based compounds nature has already developed tailored degradation mechanisms, such as the white rot fungi in the case of lignin.



Lastly, bio-based adhesives are generally designed with sustainability in mind, so that the solutions that have been developed are less likely to include toxic and harmful chemicals, and more likely to be synthesised in accordance with green chemistry principles.

In summary, bio-based adhesives in general have the following advantages compared to petrol-based adhesives with regards to human and environmental toxicity:

- Low carbon footprint.
- Lower human toxicity.
- Higher biodegradability.
- Sustainable design.

Biocompatibility with the human body

Due to their similarity with the extracellular matrix and with polymers found in the human body, bio-based polymers, especially polysaccharides, can be used in a variety of adhesives for biomedical applications.⁸⁶ Properties common in certain bio-based polymers such as pseudoplastic behaviour, gelation ability, water binding capacity and biodegradability are also very valuable in this area.⁸⁷ The most traditional example of this is fibrin glue, which derives from fibrinogen, a protein present in human blood, and thrombin, a bovine enzyme.⁸⁸ Fibrin glue is used in a variety of surgical applications, such as to control bleeding, speed up wound healing and seal holes.⁸⁹

Not only blood-, but also plant-based polymers can be employed. Hoffmann *et al.* for example developed a 2-component adhesive for bones based on dextran and chitosan.⁹⁰ Dextran was oxidised with periodic acid to generate aldehyde groups, which could then crosslink with both chitosan amine groups and free amine groups on the bone. The adhesive strength on bovine bones was measured as 0.41 MPa, which was more than twice as high as fibrin glue at 0.14 MPa, but not as high as cyanoacrylate glue at 1.5 MPa. While cyanoacrylates are however not resorbable and thus inhibit endogenous bone repair, the new adhesive exhibited excellent biocompatibility. Cells seeded on an adhesive sample proliferated, increasing their number from below 100 per high power field to above 400 after 6 days.

Reducing the harmfulness to humans also assumes particular importance in applications such as adhesive for fixing of theatrical props to skin. The usefulness of bio-based adhesives to such an application was shown by Kim *et al.*, who replaced the spirit gum that served as a tackifier in a cosmetic adhesive formulation based on polyvinyl alcohol and polybutylene with renewable guar gum.⁹¹ This reduced the skin irritation, and also resulted in superior adhesion. The tensile strength of the cosmetic adhesive containing guar gum was 16 MPa, compared to under 10 MPa for spirit gum.

Lower emissions and toxicity

As mentioned above, the classification of formaldehyde as a carcinogenic product is a major driver for research into alternative adhesive systems for wood and wood composite products. The alternative solutions in this context are devel-

oped to avoid the use of volatile formaldehyde. One example is the adhesive for medium density fibreboards (MDF) designed by Trosa *et al.* as an alternative to urea formaldehyde adhesives.⁹²

It was based on tannins and crosslinked with tris(hydroxymethyl)nitromethane. Tannins are polyphenols naturally occurring in most plants as protein binders. Their structure is built on the base units gallic acid, flavone and phloroglucinol, shown below in Fig. 16.

The tannin adhesive not only reduced emissions of formaldehyde to the level that is found in wood, but also showed promising mechanical properties.

In an industrial plant trial, in which an MDF manufactured with a traditional urea formaldehyde resin was tested against one manufactured with 9% tannin adhesive, the tannin MDF showed an internal bond strength of 1.8 MPa and bending strength of 38 MPa compared to 1.8 MPa and 30 MPa in the control.

Another subject of replacement efforts in wood adhesives because of its toxicity is the phenol in phenol formaldehyde resins. A popular alternative is lignin, shown in Fig. 17. Research on the use of lignin as an adhesive for different wood products has been conducted for over 50 years.⁹³ While a lignin content of 15–30% was originally found to be the limit after which properties deteriorate compared to the original adhesives, more progress has been made recently.⁹⁴ One example was presented by Kalami *et al.*, who used corn stow lignin and replaced 100% of the phenol in a plywood adhesive with no impact on the lap shear performance.³⁰

The two strategies above were combined by Rhazi *et al.*, who used both tannins and lignosulfonates to make plywood adhesives.⁹⁵ The lignosulfonates were glyoxalated prior to use, so that the use of free formaldehyde was avoided and formaldehyde emissions from the adhesive could be eliminated.

Lower quantities of adhesive and avoidance of organic solvents

Environmental benefits are not only achieved when the toxic substances are eliminated from the adhesive formulation, but



Fig. 16 Tannin base units and tris(hydroxymethyl)nitromethane (Trosa *et al.* 2001).⁹²



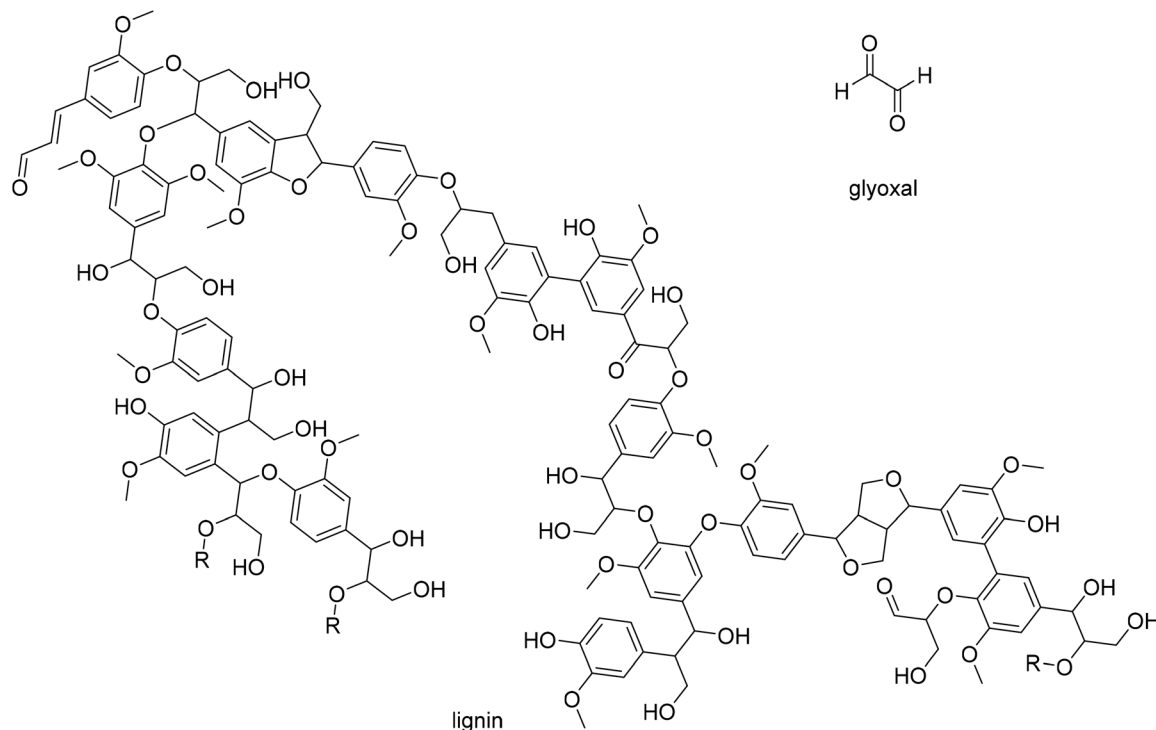


Fig. 17 Representation of lignin structure and glyoxal.

also when the overall amount of adhesive needed is decreased. This can reduce the energy needed for production, transport and application of the adhesive and lessen any damage and toxicity associated with these steps.

Umemura *et al.* demonstrated that bio-based adhesives can in some cases achieve the same effect as petroleum-based adhesives even when applied in smaller quantities.⁹⁶ Adhesives were prepared from konjac glucomannan, a water-soluble polysaccharide extracted from the tuber of the *Amorphophallus konjac*, or devil's tongue plant, and from chitosan, a polysaccharide prepared through deacetylation of chitin, a compound that can be extracted from the epidermis of crustaceans such as crabs and shrimps.

These adhesives were then compared to urea formaldehyde adhesives for plywood bonding. While the dry shear strength of the konjac glucomannan adhesive was lower than that of the urea formaldehyde adhesive (1.4 MPa vs. 1.8 MPa), the chitosan performed comparatively well (2.1 MPa). Impressively, only 8 g m⁻² of the konjac glucomannan adhesive and 16 g m⁻² of the chitosan adhesive were used compared to 74 g m⁻² of the urea formaldehyde adhesive.

The wet bonding of both adhesives was however much lower than that observed in the urea formaldehyde, and would need to be improved so that the advantage of the low required quantities can be fully exploited.

A similar emission-reducing effect is achieved when water can be used instead of organic solvents. This is the case for example for the bacterial polysaccharide *FucoPol*. *FucoPol* is synthesised by the bacterium *Enterobacter A47* from glycerol, and

was tested as an adhesive by Araújo *et al.*⁹⁷ It was prepared as a 7.6% solution in deionised water, and used for bonding wood-wood, glass-glass, cellulose acetate-cellulose acetate and cardboard-cardboard joints. The shear strength of the adhesive was then evaluated and compared to that of *UHU universal glue*.

The polysaccharide showed a similar shear strength to the *UHU* reference for wood and cardboard joints. For wood, the joint was either not broken at 742 kPa, which was the maximum strength of the used equipment, or wood failure was observed. For cardboard, the *FucoPol* adhesive showed a shear bond strength of 416 kPa compared to 425 kPa shown by *UHU universal glue*.

However, cohesive failure was observed for glass and cellulose acetate substrates, even though the shear strength of 115 kPa and 153 kPa respectively was superior to the 68 kPa and 79 kPa displayed by the reference. While this kind of adhesive would be limited to certain applications, the low quantity of adhesive needed and the fact that water can be used as a solvent indicate a high environmental compatibility.

The water solubility of natural products, in this case whey protein, a by-product of cheese making, was also used by Gao *et al.* to make an aqueous adhesive for glue laminated timber.⁹⁸ The whey protein could be dissolved in water to be reacted with the polyisocyanate pMDI and thus partially replaced the polyvinyl acetate emulsions usually employed in emulsion polymerisation isocyanate (EPI) adhesives. Due to the water solubility, no emulsifying agents were necessary for the whey protein. After formulation with polyvinyl acetate, polyvinyl alcohol and calcium carbonate filler, the adhesive



containing 55% of whey protein isolate showed a dry strength of 13 MPa and wet strength of 6.8 MPa. This is comparable to the dry and wet strengths of 13 MPa and 6.4 MPa measured for an unspecified commercial EPI adhesive.

Biodegradability

Especially for protein-based adhesives, the susceptibility to hydrolysis and therefore degradation of the polymer backbone structure in contact with water is high. This can often be a problem when exposure to high humidity during the service life is expected, but it can also be an advantage where recyclability of the bonded products is required. This is especially true for products such as adhesive tapes, which can potentially be made fully degradable if renewable, polyester-based materials are used.⁹⁹ The same cannot be achieved for example with tapes based on polyolefin or acrylic adhesives.

A biodegradable adhesive for aluminium, steel and Teflon bonding was developed by Jenkins *et al.*, aiming for easy recyclability of the bonded products.¹⁰⁰ The adhesive was



Fig. 18 3,4-(Methylenedioxy)mandelic acid and polycaprolactone.

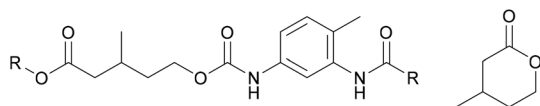


Fig. 19 Polyurethane based on MVL and MVL monomer.

based on polylactic acid, a polymer both bio-based and biodegradable, and 3,4-(methylenedioxy)mandelic acid oligomers, which served as L-DOPA mimics after acid treatment.¹⁰¹ 3,4-(methylenedioxy)mandelic acid is shown in Fig. 18. Adhesive strengths of 2.6 MPa, 1.7 MPa and 0.32 MPa were observed for the different substrates.

Choi *et al.* developed a biodegradable hotmelt adhesive based on coconut oil, polycaprolactone and soy protein isolate.¹⁰² The presence of the soy protein increased the softening point from 60 °C with no soy protein isolate to above 75 °C when it was added at a concentration of 40% to the polycaprolactone. Unfortunately, the tensile strength simultaneously decreased from 11 MPa to 2.9 MPa.

The recyclability of urethane linkages has also been addressed in a bio-based polyurethane product. Schneiderman *et al.* synthesised a polyurethane based on the renewable β -methyl- δ -valerolactone (MVL), as shown in Fig. 19.¹⁰³

After crosslinking, this polyurethane can be easily reverted to the monomer by heating, providing a high quality recycling strategy for products in which it is used. While the polymer was so far only evaluated for foam and thermoplastic applications, it could also be useful for creating crosslinked and yet recyclable adhesives.

An overview over the different advantages regarding their human and environmental toxicity that bio-based adhesives can introduce is given in Table 6.

Performance of bio-based adhesives compared to traditional solutions

While additional functionality, sustainability and environmental compatibility can be strong advantages for new

Table 6 Overview of advantages of different bio-based adhesives with regards to human and environmental toxicity

Application	Advantage	Example
Biomedical adhesives	Chemical similarity to human body, often pseudoplastic behaviour, gelation ability, water binding capacity, biodegradability	Polysaccharides, ⁸⁶ fibrin glue ⁸⁸
Bone glue	Biocompatibility enables endogenous bone repair	2-Component adhesive from dextran and chitosan ⁹⁰
Adhesive for theatrical props on skin	Reduced skin irritation	Polyvinyl alcohol, polybutylene and guar gum adhesive ⁹¹
Medium density fibre boards adhesive	Lower formaldehyde emissions (level found in wood)	Tannin-tris(hydroxymethyl)nitromethane adhesive ⁹²
Plywood adhesive	No toxic phenol, lower formaldehyde emissions	Lignin adhesive, ³⁰ adhesive from glyoxylated lignosulfonates and tannins ⁹⁵
Plywood adhesive	Lower quantity needed: 8 g m ⁻² instead of 74 g m ⁻²	Konjac glucomannan adhesive ⁹⁶
Wood, glass, cellulose acetate and cardboard adhesive	Replacement of organic solvents with water, reduction of solvent emissions	FucoPol bacterial polysaccharide ⁹⁷
Adhesive for glue laminated timber	Water soluble, no need for emulsifying agents used in EPI adhesives	Whey protein-MDI adhesive ⁹⁸
Aluminium, steel, Teflon adhesive	Easy recycling	Adhesive from polylactic acid and 3,4-(methylenedioxy)mandelic acid, ¹⁰⁰ polyurethane from β -methyl- δ -valerolactone ¹⁰³
Hotmelt adhesive	Biodegradability	Coconut oil, polycaprolactone and soy protein adhesive ¹⁰²



adhesives, their performance remains a critical factor that decides if the developed adhesive can be commercialised successfully. Therefore, this last section is dedicated to the assessment of bonding performances and furthermore to other factors that affect the performance, such as price, handling and ease of application.

Adhesive strength of bio-based products compared to traditional adhesives

There are several bio-based adhesives reported in the literature not only with comparable but with superior adhesive strength compared to commercial adhesives. It seems that especially polyurethane adhesives based on vegetable oil polyols have a high potential. One example is the bio-based polyol described above that was developed by Kong *et al.* from canola oil and 1,3-propanediol and crosslinked with pMDI.⁷³ It showed comparable adhesion but better chemical resistance to hot water compared to the commercial polyurethane adhesives *Henkel MACROPLAST SIA-116*, *Gorilla glue* and *Titebond polyurethane glue*. Unfortunately, the fact that only the name of the supplier and no exact product reference is given for the latter two commercial adhesives raises the question whether these results could easily be replicated.

In an example published by Ang *et al.*, a polyester polyol was made from epoxidised palm oil and phthalic acid.¹⁰⁴ It was then crosslinked with pMDI and glycerol at an excess of isocyanate groups to hydroxyl groups of 1.3 : 1. The lap shear strength was found to be 5.3 MPa and therefore nearly twice as high as that of two commercial adhesives, *Titebond* and *Weldbond*, with which it was compared. Furthermore, the commercial adhesives displayed cohesive or adhesive failures, while the developed adhesive only showed substrate failure. While this is impressive, it is probably due to the fact that both commercial adhesives tested were polyvinyl-acetate-based and not crosslinked polyurethanes like the developed product. The comparison with a commercial polyurethane would have perhaps been more revealing regarding the potential of the bio-based product.

The assessments of other authors show similar problems. Sahoo *et al.* claim that their adhesive made from partially bio-based isocyanate and castor oil shows a lap shear strength 2 to 4 times greater than that of commercial adhesives. The commercial adhesives in question were however not examined in the same lab. Instead, their data was taken from a separate publication.³⁸ The article referenced again examined the commercial polyvinyl acetate adhesives *Titebond* and *Weldbond*.¹⁰⁵

Somani *et al.* also found that the lap shear strength of their adhesive based on castor oil, different glycols and diisocyanates was ten times higher than that of a commercial adhesive.¹⁰⁶ The assessment of the commercial adhesive however seems to come from a publication written 5 years prior.¹⁰⁷ In this publication, again only the name of the suppliers, specifically *Dunlop*, *Superchem*, *Chandra's* and *Fevibond*, are given, but the exact nature of the adhesive is not unmistakably specified.

Malik *et al.* also find the lap shear strength of their adhesive based on a canola oil polyether-polyester to be sig-

nificantly higher than that of a commercial wood adhesive, without specifying which commercial adhesive was tested.³⁷

Another example in which an adhesive based on a bio-based monomer showed better properties than the previous, non-bio-based solution was reported by Berlanga Duarte *et al.* and concerned dental fillers.¹⁰⁸ The bio-based monomer isosorbide was modified with isophorone diisocyanate and hydroxyethylmethacrylate (HEMA) and compared to the traditional matrix material bisphenol A glycerolate dimethacrylate (bis-GMA) as shown in Fig. 20 and 21.

The isosorbide-based alternative showed overall adequate properties as well as 24% lower volume reduction than the reference and water sorption of only 17 $\mu\text{g mm}^{-3}$ compared to 25 $\mu\text{g mm}^{-3}$ for the reference.

However, this effect was apparently due to the fact that oligomers were formed prior to the hardening of the matrix, so that fewer double bonds were available, resulting in higher conversion and a higher crosslinking density, and not due to intrinsic properties of the bio-based monomer.

Protein-based adhesives are more commonly compared to the necessary standards for certain wood products than to commercial adhesives. When mixed with those commercial adhesives, they can however be used to improve their performance.

This was for example patented by Breyer *et al.*, who modified a urea formaldehyde resin for particle boards with soy

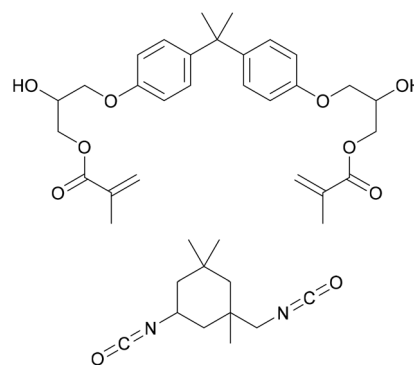


Fig. 20 Bis-GMA and isophorone diisocyanate.

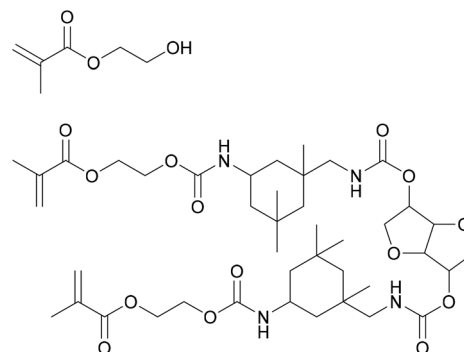


Fig. 21 HEMA and isosorbide-urethane dimethacrylate.



protein.¹⁰⁹ When pressing times of 270 s or 300 s were used, the presence of 25% soy protein improved the internal bond strength of the boards from 85 psi to 145 psi and from 60 psi to 160 psi respectively. The internal bond strength was not improved when pressing times of 240 s were used, leading the authors to theorise that the protein needs longer periods to develop its full strength.

Overall, the reporting of superior performances of bio-based adhesives has some room for improvement. It seems clear however that they have potential to rival or improve traditional adhesives where performance is concerned.

Other commercially relevant advantages

Apart from their performance, bio-based adhesives can offer other commercially relevant advantages. The most important one is pricing. Especially proteins, such as waste animal protein, can be obtained at low cost.

One such example was published by Hse *et al.*, who hydrolysed soy flour in alkaline medium in the presence of phenol, and incorporated it into a phenol formaldehyde resin for the manufacture of oriental strand board.¹¹⁰ Based on an estimated price of soy flour of \$0.12 per lb and of phenol of \$0.40 per lb, the authors estimate a 30% substitution of the phenol to result in a 20% material cost saving while maintaining a comparable performance.

Imam *et al.* also formulated an adhesive based on starch, polyvinyl alcohol and hexamethoxymethylmelamine with citric acid as a catalyst.²⁷ This adhesive was not only formaldehyde-free but due to the fact that starch is derived from a commodity

crop and produced in surplus, the authors expect it to cost less than the phenol formaldehyde resin it was designed to replace.

Another advantage is easier handling. Protein adhesives need lower press temperatures than formaldehyde resins, and can bind to wood with higher moisture contents.¹¹¹

This can also be true for other types of adhesives. Monisha *et al.* for example synthesised benzoxazine resins both based on bisphenol A and bio-based cardanol.¹¹² Due to the lower viscosity of the cardanol-based resin, the use of solvent was avoided both in the synthesis and during the application.

A summary of the performance-related advantages of bio-based adhesives is presented in Table 7.

Perspective

This last section aims to give a perspective on the future of bio-based adhesives by addressing some remaining challenges and giving examples of interesting recent progress. As challenges are often consistent for each raw material across different types of adhesive applications, the sections are sorted by types of renewable source. Challenges and recent progress in the field of adhesives based on polysaccharides, proteins, lignin, vegetable oils and small molecule monomers based on renewable materials will be addressed in turn, as well as some recent developments regarding adhesive-free bonding. A summary is given in Table 8.

Polysaccharides and proteins

Challenges. One of the weaknesses of protein and polysaccharide adhesives, where biodegradability is not a desired

Table 7 Summary of performance advantages of bio-based adhesives

Advantage	Example
Higher adhesive strength	Polyurethane from palm oil polyol, ¹⁰⁴ polyurethane from partially bio-based isocyanate and castor oil, ³⁸ polyurethane based on castor oil, ¹⁰⁶ polyether-polyester based on canola oil, ³⁷ protein-urea formaldehyde mixture for particle boards ¹⁰⁹
Better chemical resistance	Polyurethane from canola oil and 1,3-propanediol polyol ⁷³
Lower volume reduction	Isosorbide-based dental adhesive ¹⁰⁸
Low cost	Soy flour protein adhesive for oriental strand board, ¹¹⁰ starch – polyvinyl alcohol – melamine adhesive ²⁷
Easier handling due to lower press temperatures and higher moisture tolerance	Protein adhesives ¹¹¹
Avoiding solvents due to lower viscosity	Cardanol-benzoxazine resin ¹¹²

Table 8 Challenges and recent progress concerning bio-based adhesives sorted by renewable material

Renewable resource	Challenges	Recent progress
Polysaccharides and proteins	Decrease susceptibility to hydrolytic degradation ^{111,113–116}	Statistical design, ¹¹⁷ enzyme layer deposition, ¹¹⁹ amphiphilic battery binder, ¹²¹ seaweed ^{120,122}
Lignin	Increase reactivity to condensation reactions, ^{123,124} improve reproducibility and definition of structure ¹²⁵	Vitrimer with reversible bonding ¹²⁶
Vegetable oils and renewable monomers	Non-food sources ¹²⁷	Flame retardant polymers, ^{128,129} lactic acid – vegetable oil combination, ¹³⁰ nylon – vegetable oil combination, ¹³¹ reversible crosslinking, ¹³² self-healing ¹³³



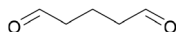


Fig. 22 Glutaraldehyde.

property, is their susceptibility to hydrolytic degradation. There are a variety of methods that can be used to counteract this, including increasing the protein adhesive crosslinking density through the reaction with aldehydes or isocyanates and addition of hydrophobic groups.

Examples are the crosslinking of a protein produced by *Bacillus subtilis* using glutaraldehyde, shown in Fig. 22, by Cuesta-Garrote *et al.*, which resulted in an increase of the molecular weight from 32 kDa to up to 250 kDa, the crosslinking of a soy protein with a bisphenol-A-epoxy resin by Xu *et al.*, which resulted in an increase of the wet shear strength by 55%, as well as the incorporation of L-DOPA into a soy protein for plywood bonding by Liu *et al.*, which increased the wet shear strength from below 1 MPa to above 3 MPa.^{111,113,114}

An interesting solution was recently proposed by Paiva *et al.*, who oxidised xanthan gum using sodium metaperiodate (NaIO_4) before testing it as an adhesive for cork.¹¹⁵ The oxidation was observed to increase the tensile strength of a cork joint glued with 6% adhesive from around 1 MPa to 1.8 MPa.

A solution for the water susceptibility of protein adhesives was also proposed by Zhang *et al.* for plywood applications.¹¹⁶ A soybean soluble polysaccharide was first oxidised using sodium metaperiodate and then turned into a hyperbranched structure by reaction with a polyamide based on succinic anhydride and diethylenetriamine. 3 g of this hyperbranched modified polysaccharide was added to a solution containing 12 g soy protein isolate, 83 g water and 2 g triglycidyl amine. Compared to pure soy protein isolate, this increased the wet shear strength from 0.4 MPa to 1.1 MPa.

Recent progress. An interesting approach to adhesive design was presented by Gu *et al.* for a wood adhesive based on konjac glucomannan, chitosan and polyvinyl alcohol.¹¹⁷ In order to optimise the interactions between the three polymers with respect to the bonding strength of the final adhesive, a statistical Box-Behnken design was used. Three different quantities of each polymer were set as the values in the box design, and 17 different combinations of quantities were tested. Using the model, an optimal bond strength of 3.4 MPa was obtained with an adhesive containing 2.3% konjac glucomannan, 2.3% chitosan and 5% of a 10% solution of polyvinyl alcohol.

An interesting method for the application of protein adhesives was put forward by Ruediger *et al.* concerning the protein casein.^{118,119} The enzyme chymosin, an aspartic protease, was adsorbed onto a glass surface and used to destabilise casein micelles, resulting in the deposition of a casein layer at the surface. Where two surfaces were placed at a distance below 375 μm from each other, an adhesive casein layer formed between them. In an Epprecht twistometer, the adhesive strength was determined to be 7.8 MPa for glass surfaces. While this is only about a quarter of the strength that can be achieved using synthetic adhesives such as poly-

urethane or epoxy based adhesives in a comparable situation, it represents a pressure-free application method and an interesting way to control the adhesive layer.

For polysaccharide-based adhesives, an important area of future developments is the use of new sources for polysaccharides, such as marine plants. Algae present a good source of renewable materials because of their abundance and relative irrelevance for food production. One example of using marine-based polysaccharides for adhesive applications was presented by Chhatbar *et al.*, grafted polyvinylpyrrolidone onto a sulfated seaweed polysaccharide in a weight ratio of 1–2.5 to 1 under microwave irradiation.¹²⁰ A 5% aqueous dispersion was applied onto paper and wood samples and dried for 24 h. In general terms, adhesive properties of the polymer were confirmed. Unfortunately, no evaluation of the adhesive strength was done except for stating that the pieces could not be pulled apart afterwards.

Alginates were also used as a binder by Lacoste *et al.* for a composite material based on wood fibres and recycled cotton fibres.¹²² With thermal conductivities between 0.078 and 0.089 $\text{W m}^{-1} \text{K}^{-1}$, the composites possessed good insulating properties. Crosslinking of the alginate binder with 8% glutaraldehyde increased the bending Young's modulus from 10 MPa to 17 MPa.

Lastly, an important application area for bio-based adhesives is the tailoring to special requirements of different application areas. One example of this are the binders used in lithium ion batteries. The anodes contain both silicon and carbon conductive materials such as graphite, and in order to achieve a homogeneous distribution, the binder must be compatible with both substances. Kim *et al.* designed an amphiphilic adhesive inspired by the protein mucin, which contains both a hydrophobic protein backbone and hydrophilic oligosaccharide branches.¹²¹

Low molecular weight DNA from salmon sperm was dissolved in water, heated to 80 $^{\circ}\text{C}$ for 10–15 min in order to achieve denaturation and combined with an alginate solution to produce the binder. The binder was successfully used to achieve homogeneous distributions of the different anode components, improving the cyclability of the electrode. As stated by the authors themselves, salmon sperm is a not suitable resource for the production of battery binders in practical terms, but the design principle of orientating binder design on nature and using bio-based alginates as a resource is a promising concept for the future of adhesives.

Lignin

Challenges. The low reactivity of lignin as well as of compounds derived from lignin towards condensation reactions remains one of the main obstacles in the way of a more widespread use in condensation adhesives. A solution was proposed by Foyer *et al.* through the functionalisation of model compound phenols with aliphatic aldehydes, as shown in Fig. 23.¹²³ The aliphatic aldehydes were added in a two-step process *via* functionalisation with an acetal followed by de-





Fig. 23 Conversion of phenolic OH to aliphatic aldehyde (Foyer *et al.* 2016)¹²³ and *n*-dodecylmercaptan.

protection. These modified compounds could then be used to give formaldehyde free resins.

Another method to increase the lignin reactivity to condensation reactions is its demethylation.¹²⁴ Li *et al.* used sulphur, NaSH, Na₂SO₃ and *n*-docecylmercaptan to turn the methoxy groups into phenolic hydroxyl groups. It was then used to substitute 30% of phenol in a phenol formaldehyde resin for plywood. The demethylation with Na₂SO₃ increased the bond strength of the resin compared to a resin with unmodified lignin from 0.9 MPa to 1.1 MPa, and decreased the formaldehyde emissions from 0.9 mg L⁻¹ to 0.4 mg L⁻¹, indicating a more thorough crosslinking reaction.

A second problem that remains with lignin-based adhesives is the heterogeneity of the lignin and the associated difficulty of creating well-defined and reproducible structures. A possible approach to overcome this is solvent fractionation of the lignin prior to its use, though the impact on product cost, sustainability and industrial applicability need to be evaluated.¹³⁴ Gioia *et al.* demonstrated that the molecular weight as well as the quantity of phenolic hydroxyl groups, aliphatic hydroxyl groups, carboxylic acid groups and condensed phenol moieties can be controlled *via* extractions with organic solvents such as ethyl acetate, ethanol, methanol and acetone.¹²⁵ These properties in turn had an effect on the tensile strength of epoxy resins based on the different lignin fractions.

Griffini *et al.* also demonstrated that polyurethane coatings with good adhesion to different substrates such as wood, glass and metal can be made from the 2-methyltetrahydrofuran extracted fraction of Kraft lignin.¹³⁵

Recent progress. An interesting additional functionality was added to lignin adhesives by Zhang *et al.* addressing adhesive repair and recyclability.¹²⁶ Ozonated lignin, which contains a partially degraded aromatic skeleton and a higher concentration of carboxylic acid groups compared to untreated Kraft lignin, was crosslinked using an epoxy compound synthesised from sebacic acid and epichlorohydrin. The adhesive showed a lap shear strength of 6.5 MPa for the bonding of coarsened aluminium sheets, which is comparable to other epoxy adhesives that showed strengths of 4–8 MPa. Due to transesterification exchange reactions, the separated alu-

minium could be re-bonded by treatment at 190 °C for 1 h, resulting in a lap shear strength of 5 MPa.

Vegetable oils and small molecule renewable monomers

Challenges. An important issue in the use of renewable monomers is the choice of resources that do not compete with food production. A promising new vegetable oil for adhesive applications is for example *Camelina sativa* oil, which does not compete with food production and contains a high amount (90%) of unsaturated fatty acids. Its epoxidation was studied by Kim *et al.*, who also found promising adhesive properties.¹²⁷ The epoxidised oil was converted into a polyol and formulated into a UV-curing adhesive. This was tested in adhesive tapes on steel panels, and showed an adhesion strength of 7.0 N/in compared to 2.1 N/in observed for a soybean-oil based equivalent.

Recent progress. Promising results have recently been obtained for the combination of different renewable materials. An interesting approach for the synthesis of a fully bio-based pressure sensitive adhesive was for example published by Li *et al.*, who combined soybean oil with lactic acid oligomers.¹³⁰ Lactic acid oligomers were copolymerised with epoxidised soybean oil, coated onto a PET film and cured with UV radiation. By varying the ratio of the components, peel strengths of 3.8 N cm⁻¹ and tack strength of 8 N cm⁻¹ could be achieved.

Similarly, Jian *et al.* improved the tensile strength of a soybean oil based adhesive by adding a castor oil-based nylon oligomer to reduce the brittleness.¹³¹ The tensile strength increased from 0.4 MPa for the control sample containing no nylon oligomer to 26 MPa for the sample containing the highest molecular weight nylon oligomer (1408 g mol⁻¹).

A promising way to introduce renewable monomers into adhesives is where they provide additional functionality and therefore added value at the same time. A recent example of such a case is the development of flame-retardant adhesives from bio-based monomers. Flame retardant adhesive tapes have been developed by Wang *et al.* based on soybean oil, and a flame retardant epoxy resin has been developed by Wang *et al.* based on vanillin, in both cases through the covalent incorporation of phosphorous compounds into a polymer based on the renewable monomer.^{128,129}

Another recent example where new functionality was provided through the renewable monomers are the thermosetting resins proposed by Duval *et al.* based on furan-functionalised tannins and bis-maleimides.¹³² As the network was formed using a Diels–Alder reaction between the furan-moieties on the tannin and the bis-maleimide crosslinker, shown in Fig. 24, the crosslinking could be reversed at a temperature of 120 °C, providing a good recycling route.

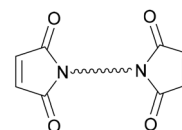


Fig. 24 Bis-maleimide structure.



In a similar example, a self-healing polyurethane was synthesised by Ghosh *et al.* from a bio-based dimer acid and glycerol.¹³³ A hyperbranched structure was first obtained from esterification of the vegetable oil-based dimer acid and glycerol, which was then reacted with polycaprolactone and an excess of different diisocyanates. The resulting polyurethane showed an intrinsic self-healing of 100% under microwave irradiation.

Bonding without adhesives

An important research area into increasing the sustainability of adhesives for lignocellulosic products that should be mentioned is bonding without adhesives. This means that the surface of the wood is modified to activate adhesive forces without adding any polymeric resins. One example of this type of research is the work of Nakaya *et al.*, who used ionic liquids to depolymerise some of the wood components at the surface, such as polysaccharides and lignin, and repolymerised them to generate adhesion for application in plywood.¹³⁶ Imidazole hydrochloride was used as an ionic liquid, and water and glucose were also added to the solution in a ratio of 9/3/2.

About 83 g m⁻² of the ionic liquid was then applied to both surfaces of the core layer of a three-ply plywood, and hot-pressed at 2.9 MPa for 60 min. So far, only comparatively low bond strengths of 0.6 MPa could be achieved. It was however observed that in addition to the solubilisation and repolymerisation of the wood components, which achieved chemical bonding between the plywood layers, softening of the cell walls and the resulting entwining during the hot press process also contributed to the adhesive forces developed in this experiment.

Conclusions

Overall, bio-based adhesives have a number of advantages beyond their renewability, a short summary of which is given in Table 9. Renewable materials can be used in adhesive applications in many ways. These include the incorporation of biopolymers that already have adhesive properties into adhesives and the use of bio-based monomers in the synthesis of new adhesive polymer structures. Both the complete replacement of pet-

roleum-based adhesives and the mixing of bio-based adhesives with petroleum-based adhesives are promising venues.

While a large pool of experience with biopolymers in adhesives exists due to their historic applications, the variety and availability of different renewable materials, monomers or biopolymers, is also growing alongside the demand for their use. Outside of the field of adhesives, knowledge about the properties of bio-based polymeric materials can also be transferred from coatings, foams and plastics.

The advantages conferred by bio-based adhesives can be leveraged in different areas. High functionalities, as for example in the case of lignin, can serve to increase curing speed and strengthen the adhesive bond. Long alkyl chains as found in vegetable oils can be used to promote water resistance. Inherent biodegradability of many bio-based materials can ease the recycling process, and low toxicity as well as better compatibility with the environment can save efforts and costs in terms of health and safety regulations, as well where future restrictions are expected. Furthermore, new functionalities can be introduced in adhesives using bio-based components. Examples for this are proteins, which change not only their primary, but also secondary and tertiary structure depending on the conditions, or nanocellulose, which can act both as a binder and as a structural reinforcement. Lastly, increasing amounts of renewable materials such as wood and natural fibre-reinforced composites are used in construction, the automotive sector and consumer goods. The compatibility of bio-based adhesives based on similar resources with these materials offers further advantages. Altogether, bio-based adhesives can be introduced in many different functions and applications.

Even though the market for bio-based adhesives is still small, and while the reporting of bio-based adhesive performance could be in some cases improved, it has been shown that they can compete with petroleum-based adhesives. In conclusion, bio-based adhesives present an interesting alternative to traditional petroleum-based products that have great potential to enter new applications and experience further growth.

Conflicts of interest

There are no conflicts to declare.

Acknowledgements

The author would like to thank Dr Tobias Robert, Dr Niall O'Toole and Dr Stefan Friebel for their advice and input writing this review.

Notes and references

- (a) F. J. Díaz López and C. Montalvo, *J. Cleaner Prod.*, 2015, **102**, 30–43; (b) Y. Zhu, C. Romain and C. K. Williams, *Nature*, 2016, **540**, 354.

Table 9 Overview of the advantages of bio-based adhesives discussed in this review

Property	Advantage
Molecular architecture differs from petroleum-based adhesives	Performance benefits and new functionalities
Lipophilic chains (vegetable oils)	Water resistance
Low toxicity, biodegradability	Medicinal applications and environmental benefits
Biodegradability and low toxicity	Easy recycling, environmental benefits
Low cost raw materials, easier handling	Cost savings



- 2 (a) M. R. Finlay, *J. Ind. Ecol.*, 2003, 7, 33–46;
(b) L. C. Speight, Bio-Based Feedstocks for Adhesives and Sealants: Everything Old is New Again, available at: <https://www.adhesivesmag.com/articles/93912-bio-based-feedstocks-for-adhesives-and-sealants-everything-old-is-new-again>, accessed 1 November 2018.
- 3 D. Grago, Biobasierte Beschichtungen: Nachhaltigkeit 2.0, available at: <https://www.farbeundlack.de/Wissenschaft-Technik/Rohstoffe/Biobasierte-Beschichtungen-Nachhaltigkeit-2.0>, accessed 1 November 2018.
- 4 J. Gesthuizen and T. Robert, Nachwachsende Rohstoffe: “Es gibt viele Monomere, die über neuartige Strukturelemente verfügen”, available at: <https://www.farbeundlack.de/Wissenschaft-Technik/Nachwachsende-Rohstoffe-Es-gibt-viele-Monomere-die-ueber-neuartige-Strukturelemente-verfuegen>, accessed 1 November 2018.
- 5 B. Müller and W. Rath, *Formulierung von Kleb- und Dichtstoffen. Das kompetente Lehrbuch für Studium und Praxis*, Vincentz, Hannover, 2004.
- 6 G. Habenicht, *Kleben. Leitfaden für die praktische Anwendung und Ausbildung*, Vieweg + Teubner Verlag, Wiesbaden, 1995.
- 7 (a) S. K. De, in *Handbook of Adhesive Technology*, ed. A. Pizzi and K. L. Mittal, 2003, vol. 23, pp. 508–511;
(b) W. F. Harrington, in *Handbook of Adhesive Technology*, ed. A. Pizzi and K. L. Mittal, 2003, vol. 24, pp. 512–527;
(c) K. Geddes, in *Handbook of Adhesive Technology*, ed. A. Pizzi and K. L. Mittal, 2003, vol. 35, pp. 712–722.
- 8 A. Pizzi, in *Handbook of Adhesive Technology*, ed. A. Pizzi and K. L. Mittal, 2003, vol. 37, pp. 730–736.
- 9 D. G. Lay and P. Cranley, in *Handbook of Adhesive Technology*, ed. A. Pizzi and K. L. Mittal, 2003, vol. 34, pp. 688–711.
- 10 F. Ferdosian, Z. Pan, G. Gao and B. Zhao, *Polymers*, 2017, 9, 70.
- 11 D. J. Damico, in *Handbook of Adhesive Technology*, ed. A. Pizzi and K. L. Mittal, 2003, vol. 38, pp. 737–749.
- 12 R. Vendamme, N. Schüwer and W. Eevers, *J. Appl. Polym. Sci.*, 2014, 131, 40669.
- 13 C. R. Frihart, C. G. Hunt and M. J. Birkeland, in *Recent Advances in Adhesion Science and Technology in Honor of Dr. Kash Mittal*, ed. W. Gutowski and H. Dodiuk, Taylor and Francis, Hoboken, 2013, vol. 16, pp. 277–291.
- 14 E. F. Gómez and F. C. Michel, *Polym. Degrad. Stab.*, 2013, 98, 2583–2591.
- 15 Formaldehyde – Brief Profile – ECHA, available at: <https://echa.europa.eu/brief-profile/-/briefprofile/100.000.002>, accessed 12 January 2018.
- 16 S. Krishnan, *Investment Analysis of European Adhesives and Sealants Market*, Frost & Sullivan, 2015.
- 17 Frost & Sullivan, North American and European Construction Adhesives and Sealants Market, Forecast to 2022. Emphasis on Light Weighting in Building Components to Drive Revenue Growth.
- 18 W. Maaßen, *Echt oder falsch? - das ist hier die Frage! Fälschungen und Fälscher in der Philatelie*, Phil Creativ, Schwalmthal, 2003, Bd. 3.
- 19 W. Maaßen, in *Echt oder falsch? - das ist hier die Frage! Fälschungen und Fälscher in der Philatelie*, Phil Creativ, Schwalmthal, 2003, pp. 234–237.
- 20 C. R. Frihart, *For. Prod. J.*, 2015, 65, 4–8.
- 21 H. B. Sweatt, *J. Chem. Educ.*, 1946, 23, 192.
- 22 N. C. Schellmann, *Stud. Conserv.*, 2013, 52, 55–66.
- 23 R. Quack and C. Yaacoub, *Klebstoffe aus nachwachsenden Rohstoffen. Perspektiven und Grenzen am Beispiel der Bereiche Konsumerprodukte, Papierherstellung und -verarbeitung, Lebensmittelverpackung, Pharmazie und Medizin: Studie*, Franz-Patat-Zentrum, Braunschweig, 1998.
- 24 I. Khan and B. T. Poh, *J. Polym. Environ.*, 2011, 19, 793–811 <https://link.springer.com/content/pdf/10.1007%2Fs10924-011-0299-z.pdf>.
- 25 S. D. Desai, J. V. Patel and V. K. Sinha, *Int. J. Adhes. Adhes.*, 2003, 23, 393–399.
- 26 Z. He, *Bio-based Wood Adhesives. Preparation, Characterization, and Testing*, CRC Press, Boca Raton, 2017.
- 27 S. H. Imam, S. H. Gordon, L. Mao and L. Chen, *Polym. Degrad. Stab.*, 2001, 73, 529–533.
- 28 P. Zheng, Y. Li, F. Li, Y. Ou, Q. Lin and N. Chen, *Polymers*, 2017, 9, 153.
- 29 M. Fleckenstein, V. Biziks, C. Mai and H. Militz, *Eur. J. Wood Wood Prod.*, 2017, 419, 161.
- 30 S. Kalami, M. Arefmanesh, E. Master and M. Nejad, *J. Appl. Polym. Sci.*, 2017, 134, 45124.
- 31 M. Wang, M. Leitch and C. Xu, *Eur. Polym. J.*, 2009, 45, 3380–3388.
- 32 Q. Zhang, G. Zhang, J. Xu, C. Gao and Y. Wu, *Rev. Adv. Mater. Sci.*, 2015, 2015, 146–154 http://www.ipme.ru/e-journals/RAMS/no_24015/04_24015_zhang.pdf.
- 33 C. Zhang, T. F. Garrison, S. A. Madbouly and M. R. Kessler, *Prog. Polym. Sci.*, 2017, 71, 91–143.
- 34 M. Stemmelen, F. Pessel, V. Lapinte, S. Caillol, J.-P. Habas and J.-J. Robin, *J. Polym. Sci., Part A: Polym. Chem.*, 2011, 49, 2434–2444.
- 35 J. Dai, S. Ma, Y. Wu, L. Han, L. Zhang, J. Zhu and X. Liu, *Green Chem.*, 2015, 17, 2383–2392.
- 36 X.-Y. Jian, Y. He, Y.-D. Li, M. Wang and J.-B. Zeng, *Chem. Eng. J.*, 2017, 326, 875–885.
- 37 M. Malik and R. Kaur, *Polym. Eng. Sci.*, 2017, 46, 3771.
- 38 S. Sahoo, H. Kalita, S. Mohanty and S. K. Nayak, *Macromol. Res.*, 2017, 772–778.
- 39 E. Jasiukaitytė-Grojzdek, M. Kunaver, D. Kukanja and D. Moderc, *Int. J. Adhes. Adhes.*, 2013, 46, 56–61.
- 40 C. Crestini, H. Lange, M. Sette and D. S. Argyropoulos, *Green Chem.*, 2017, 19, 4104–4121.
- 41 F. Ferdosian, Y. Zhang, Z. Yuan, M. Anderson and C. Xu, *Eur. Polym. J.*, 2016, 82, 153–165.
- 42 A. Mija, J. C. van der Waal, J.-M. Pin, N. Guigo and E. d. Jong, *Constr. Build. Mater.*, 2017, 139, 594–601.
- 43 D. Liu, H. Chen, P. R. Chang, Q. Wu, K. Li and L. Guan, *Bioresour. Technol.*, 2010, 101, 6235–6241.
- 44 C. Li, H. Li, S. Zhang and J. Li, *BioResources*, 2014, 9, 5448–5460.



- 45 R. J. Stewart, T. C. Ransom and V. Hlady, *J. Polym. Sci., Part B: Polym. Phys.*, 2011, **49**, 757–771.
- 46 I. Manolakis, B. A. J. Noordover, R. Vendamme and W. Eevers, *Macromol. Rapid Commun.*, 2014, **35**, 71–76.
- 47 Y. Otsuka, M. Nakamura, K. Shigehara, K. Sugimura, E. Masai, S. Ohara and Y. Katayama, *Appl. Microbiol. Biotechnol.*, 2006, **71**, 608–614.
- 48 Y. Hasegawa, K. Shikinaka, Y. Katayama, S. Kajita, E. Masai, M. Nakamura, Y. Otsuka, S. Ohara and K. Shigehara, *Sen-i Gakkaishi*, 2009, **65**, 359–362.
- 49 T. Michinobu, M. Hishida, M. Sato, Y. Katayama, E. Masai, M. Nakamura, Y. Otsuka, S. Ohara and K. Shigehara, *Polym. J.*, 2008, **40**, 68.
- 50 C. Fan, C. Pang, X. Liu, J. Ma and H. Gao, *Green Chem.*, 2016, **18**, 6320–6328.
- 51 H. Pawlik and A. Prociak, *J. Polym. Environ.*, 2012, **20**, 438–445.
- 52 R. Duarah and N. Karak, *RSC Adv.*, 2015, **5**, 64456–64465.
- 53 G. Qi and X. S. Sun, *J. Am. Oil Chem. Soc.*, 2011, **88**, 271–281.
- 54 S. D. Desai, A. L. Emanuel and V. K. Sinha, *J. Polym. Res.*, 2003, **10**, 275–281.
- 55 S. Garnier, A. Pizzi, O. C. Vorster and L. Halasz, *J. Appl. Polym. Sci.*, 2001, **81**, 1634–1642.
- 56 W. Sridach, S. Jonjankiat and T. Wittaya, *J. Adhes. Sci. Technol.*, 2013, **27**, 1727–1738.
- 57 C. Q. Yang, X. Wang and I.-S. Kang, *Text. Res. J.*, 1997, **67**, 334–342.
- 58 P. Nordqvist, N. Nordgren, F. Khabbaz and E. Malmström, *Ind. Crops Prod.*, 2013, **44**, 246–252 https://ac.els-cdn.com/S0926669012006103/1-s2.0-S0926669012006103-main.pdf?_tid=2ea61a22-f06a-11e7-9de1-00000aab0f01&acdnat=1514972630_20ca50eedc849553a9e42e5877e37885.
- 59 K. Umemura, O. Sugihara and S. Kawai, *J. Wood Sci.*, 2013, **59**, 203–208.
- 60 K. Umemura, T. Ueda and S. Kawai, *J. Wood Sci.*, 2012, **58**, 38–45 <https://link.springer.com/content/pdf/10.1007%2Fs10086-011-1214-x.pdf>.
- 61 M. Tajvidi, D. J. Gardner and D. W. Bousfield, *J. Renewable Mater.*, 2016, **4**, 365–376.
- 62 E. Amini, M. Tajvidi, D. J. Gardner and D. W. Bousfield, *BioResources*, 2017, **12**(2), 4093–4110.
- 63 A. H. Tayeb, E. Amini, S. Ghasemi and M. Tajvidi, *Molecules*, 2018, **23**, 2684.
- 64 Y. Kojima, A. Isa, H. Kobori, S. Suzuki, H. Ito, R. Makise and M. Okamoto, *Materials*, 2014, **7**, 6853–6864.
- 65 H. N. Cheng, M. K. Dowd and Z. He, *Ind. Crops Prod.*, 2013, **46**, 399–403 https://ac.els-cdn.com/S0926669013001015/1-s2.0-S0926669013001015-main.pdf?_tid=91c6eb16-e19e-11e7-bfaa-00000aab0f26&acdnat=1513345871_8afe31a0239e604133e7e6526b3bba79.
- 66 P. Nordqvist, E. Johansson, F. Khabbaz and E. Malmström, *Ind. Crops Prod.*, 2013, **51**, 51–61.
- 67 S. K. Park, D. H. Bae and N. S. Hettiarachchy, *J. Am. Oil Chem. Soc.*, 2000, **77**, 1223–1227.
- 68 J. M. S. Renkema, H. Gruppen and T. van Vliet, *J. Agric. Food Chem.*, 2002, **50**, 6064–6071.
- 69 D. Wang, X. S. Sun, G. Yang and Y. Wang, *Trans. ASABE*, 2009, **52**, 173–177.
- 70 C. S. Freire, S. C. Fernandes, A. J. Silvestre and C. Pascoal Neto, *Holzforchung*, 2013, **67**, 603–612.
- 71 T. Robert, *Prog. Org. Coat.*, 2015, **78**, 287–292.
- 72 E. D. Sitz, D. S. Bajwa, D. C. Webster, E. M. Monono, D. P. Wiesenborn and S. G. Bajwa, *Ind. Crops Prod.*, 2017, 400–408.
- 73 X. Kong, G. Liu and J. M. Curtis, *Int. J. Adhes. Adhes.*, 2011, **31**, 559–564.
- 74 A. Saetung, A. Rungvichaniwat, P. Tsupphayakorn-ake, P. Bannob, T. Tulyapituk and N. Saetung, *J. Polym. Res.*, 2016, **23**, 264.
- 75 C. Li, H. Xiao, X. Wang and T. Zhao, *J. Cleaner Prod.*, 2018, **180**, 272–279.
- 76 Y. Li, S.-H. Chou, W. Qian, J. Sung, S. I. Chang and X. S. Sun, *J. Am. Oil Chem. Soc.*, 2017, **94**, 713–721.
- 77 Y. Li, X. Luo and S. Hu, in *Bio-based Polyols and Polyurethanes*, ed. Y. Li, S. Hu and X. Luo, Springer International Publishing, Cham, 2015, pp. 15–43.
- 78 Z. Petrovic, *Polym. Rev.*, 2008, **48**, 109–155.
- 79 R. Chen, C. Zhang and M. R. Kessler, *RSC Adv.*, 2014, **4**, 35476–35483.
- 80 C. Fu, Z. Zheng, Z. Yang, Y. Chen and L. Shen, *Prog. Org. Coat.*, 2014, **77**, 53–60.
- 81 M. L. Broeren, M. C. Zijp, S. L. Waaijers-van der Loop, E. H. Heugens, L. Posthuma, E. Worrell and L. Shen, *Biofuels, Bioprod. Biorefin.*, 2017, **11**, 701–718.
- 82 B. N. Ames, M. Profet and L. S. Gold, *Proc. Natl. Acad. Sci. U. S. A.*, 1990, **87**, 7782–7786.
- 83 (a) P. Li, S. Ma, J. Dai, X. Liu, Y. Jiang, S. Wang, J. Wei, J. Chen and J. Zhu, *ACS Sustainable Chem. Eng.*, 2016, **5**, 1228–1236; (b) T. Robert and S. Friebel, *Green Chem.*, 2016, **18**, 2922–2934; (c) S.-A. Park, J. Choi, S. Ju, J. Jegal, K. M. Lee, S. Y. Hwang, D. X. Oh and J. Park, *Polymer*, 2017, **116**, 153–159.
- 84 R. S. Boethling, E. Sommer and D. DiFiore, *Chem. Rev.*, 2007, **107**, 2207–2227 <https://pubs.acs.org/doi/pdf/10.1021/cr050952t>.
- 85 (a) B. E. Dale, *J. Chem. Technol. Biotechnol.*, 2003, **78**, 1093–1103; (b) C. J. Arntzen and B. E. Dale, Range of Biobased Products, in *Biobased industrial products. Priorities for research and commercialization*, 1996, vol. 3, pp. 55–73.
- 86 R. L. Reis, *Natural-based polymers for biomedical applications*, 2008.
- 87 R. L. Reis, N. M. Neves, J. F. Mano, M. E. Gomes, A. P. Marques and H. S. Azevedo, in *Natural-based polymers for biomedical applications*, ed. R. L. Reis and N. M. Neves, Woodhead, Cambridge, 2008, pp. xxiii–xxv.
- 88 V. Bhagat and M. L. Becker, *Biomacromolecules*, 2017, **18**, 3009–3039 <https://pubs.acs.org/doi/pdf/10.1021/acs.biomac.7b00969>.



- 89 Fibrin Sealants – test, blood, complications, time, infection, risk, rate, Definition, available at: <https://www.surgeryencyclopedia.com/Ce-Fi/Fibrin-Sealants.html>, accessed 14 November 2018.
- 90 B. Hoffmann, E. Volkmer, A. Kokott, P. Augat, M. Ohnmacht, N. Sedlmayr, M. Schieker, L. Claes, W. Mutschler and G. Ziegler, *J. Mater. Sci.: Mater. Med.*, 2009, **20**, 2001–2009.
- 91 J. H. Kim, H. J. Min, K. Park and J. Kim, *Korean J. Chem. Eng.*, 2017, **34**, 2236–2240.
- 92 A. Trosa and A. Pizzi, *Holz Roh- Werkst.*, 2001, **59**, 266–271.
- 93 (a) E. Roffael and W. Rauch, *Holzforchung*, 1973, **27**, 214–217; (b) E. Roffael and B. Dix, *Holz Roh- Werkst.*, 1991, **49**, 199.
- 94 (a) N. S. Çetin and N. Özmen, *Int. J. Adhes. Adhes.*, 2002, **22**, 481–486; (b) N. S. Çetin and N. Özmen, *Int. J. Adhes. Adhes.*, 2002, **22**, 477–480.
- 95 N. Rhazi, M. Oumam, A. Sesbou, H. Hannache, F. Charrier-El Bouhtoury, J.-M. Nunzi, R. Bennacer and M. El Ganaoui, *Eur. Phys. J.: Appl. Phys.*, 2017, **78**, 34813.
- 96 K. Umemura, A. Inoue and S. Kawai, *J. Wood Sci.*, 2003, **49**, 221–226.
- 97 D. Araújo, V. D. Alves, J. Campos, I. Coelho, C. Sevrin, C. Grandfils, F. Freitas and M. A. M. Reis, *Int. J. Biol. Macromol.*, 2016, **92**, 383–389.
- 98 Z. Gao, W. Wang, Z. Zhao and M. Guo, *J. Appl. Polym. Sci.*, 2011, **120**, 220–225.
- 99 R. Vendamme, K. Olaerts, M. Gomes, M. Degens, T. Shigematsu and W. Eevers, *Biomacromolecules*, 2012, **13**, 1933–1944.
- 100 C. L. Jenkins, H. M. Siebert and J. J. Wilker, *Macromolecules*, 2017, **50**, 561–568.
- 101 F. T. Garrison, A. Murawski and L. R. Quirino, *Bio-Based Polymers with Potential for Biodegradability*, 2016, vol. 8.
- 102 W. Y. Choi, C. M. Lee and H. J. Park, *LWT – Food Sci. Technol.*, 2006, **39**, 591–597.
- 103 D. K. Schneiderman, M. E. Vanderlaan, A. M. Mannion, T. R. Panthani, D. C. Batiste, J. Z. Wang, F. S. Bates, C. W. Macosko and M. A. Hillmyer, *ACS Macro Lett.*, 2016, **5**, 515–518.
- 104 K. P. Ang, C. S. Lee, S. F. Cheng and C. H. Chuah, *J. Appl. Polym. Sci.*, 2014, **131**, 39967.
- 105 A. Khoo Poh, L. Choy Sin, C. Sit Foon and C. Cheng Hock, *J. Adhes. Sci. Technol.*, 2014, **28**, 1020–1033.
- 106 K. P. Somani, S. S. Kansara, N. K. Patel and A. K. Rakshit, *Int. J. Adhes. Adhes.*, 2003, **23**, 269–275.
- 107 N. John and R. Joseph, *J. Appl. Polym. Sci.*, 1998, **68**, 1185–1189.
- 108 M. L. Berlanga Duarte, L. A. Reyna Medina, P. T. Reyes, S. E. González Pérez and A. M. Herrera González, *J. Appl. Polym. Sci.*, 2017, **134**, 433.
- 109 R. A. Breyer, R. H. Carey, X. S. Sun, E.-Z. M. Cheng and J. D. Rivers, US20060234077, 2006.
- 110 C.-Y. Hse, F. Fu and B. S. Bryant, Proceedings of wood adhesives, 2000, <http://citeseerx.ist.psu.edu/viewdoc/download?doi=10.1.1.446.8268&rep=rep1&type=pdf>.
- 111 Y. Liu and K. Li, *Macromol. Rapid Commun.*, 2002, **23**, 739–742.
- 112 M. Monisha, S. Shukla and B. Lochab, *Green Mater.*, 2017, **5**, 1–30.
- 113 N. Cuesta-Garrote, M. J. Escoto-Palacios, F. Arán-Ais and C. Orgilés-Barceló, *Proc. IMechE*, 2014, **228**, 115–124.
- 114 H. Xu, J. Luo, Q. Gao, S. Zhang and J. Li, *BioResources*, 2014, **9**, 4667–4678.
- 115 D. Paiva, C. Goncalves, I. Vale, M. M. S. M. Bastos and F. D. Magalhaes, *Polymers*, 2016, **8**, 259.
- 116 Y. Zhang, M. Zhang, M. Chen, J. Luo, X. Li, Q. Gao and J. Li, *Chem. Eng. J.*, 2018, **354**, 1032–1041.
- 117 R. Gu, B. Mu and Y. Yang, *BioResources*, 2016, **11**, 8166–8177.
- 118 (a) O. I. Strube, A. A. Ruediger and W. Bremser, *Int. J. Adhes. Adhes.*, 2015, **63**, 9–13; (b) A. A. Ruediger, W. Bremser and O. I. Strube, *J. Coat. Technol. Res.*, 2016, **13**, 597–611.
- 119 A. A. Ruediger, Dissertation, Universität Paderborn, 2017.
- 120 M. U. Chhatbar and A. K. Siddhanta, *J. Appl. Polym. Sci.*, 2015, **132**, 42383.
- 121 S. Kim, Y. K. Jeong, Y. Wang, H. Lee and J. W. Choi, *Adv. Mater.*, 2018, **30**, 1707594.
- 122 C. Lacoste, R. El Hage, A. Bergeret, S. Corn and P. Lacroix, *Carbohydr. Polym.*, 2018, **184**, 1–8.
- 123 G. Foyer, B.-H. Chanfi, B. Boutevin, S. Caillol and G. David, *Eur. Polym. J.*, 2016, **74**, 296–309.
- 124 J. Li, W. Wang, S. Zhang, Q. Gao, W. Zhang and J. Li, *RSC Adv.*, 2016, **6**, 67435–67443.
- 125 C. Gioia, G. Lo Re, M. Lawoko and L. Berglund, *J. Am. Chem. Soc.*, 2018, **140**, 4054–4061.
- 126 S. Zhang, T. Liu, C. Hao, L. Wang, J. Han, H. Liu and J. Zhang, *Green Chem.*, 2018, **20**, 2995–3000.
- 127 N. Kim, Y. Li and X. S. Sun, *Ind. Crops Prod.*, 2015, **64**, 1–8.
- 128 S. Wang, S. Ma, C. Xu, Y. Liu, J. Dai, Z. Wang, X. Liu, J. Chen, X. Shen, J. Wei and J. Zhu, *Macromolecules*, 2017, **50**, 1892–1901.
- 129 X.-L. Wang, L. Chen, J.-N. Wu, T. Fu and Y.-Z. Wang, *ACS Sustainable Chem. Eng.*, 2017, **5**, 3353–3361.
- 130 Y. Li, D. Wang and X. S. Sun, *RSC Adv.*, 2015, **5**, 27256–27265.
- 131 X.-Y. Jian, X.-P. An, Y.-D. Li, J.-H. Chen, M. Wang and J.-B. Zeng, *Macromolecules*, 2017, **50**, 5729–5738.
- 132 A. Duval, G. Couture, S. Caillol and L. Averous, *ACS Sustainable Chem. Eng.*, 2017, **5**, 1199–1207.
- 133 T. Ghosh and N. Karak, *ACS Sustainable Chem. Eng.*, 2018, **6**, 4370–4381.
- 134 J. Domínguez-Robles, T. Tamminen, T. Liitiä, M. S. Peresin, A. Rodríguez and A.-S. Jääskeläinen, *Int. J. Biol. Macromol.*, 2018, **106**, 979–987.
- 135 G. Griffini, V. Passoni, R. Suriano, M. Levi and S. Turri, *ACS Sustainable Chem. Eng.*, 2015, **3**, 1145–1154.
- 136 N. Nakaya, T. Hosoya and H. Miyafuji, *J. Wood Sci.*, 2018, **64**, 794–801.

